INDEX

Petition under Section 62 and 79(1) (a) of the Electricity Act, 2003 read with Chapter–V of the Central Electricity Regulatory Commission (Conduct of Business) Regulations, 1999 and Central Electricity Regulatory Commission (Terms and Conditions of Tariff) Regulations, 2019 for approval of tariff of Kameng Hydro Power Station (KaHPS) (4 X 150 = 600 MW) for the period from unit wise CODs to 31.03.2024:

Sl. No.	Particulars	Page No.
1	Petition on affidavit	1-28
2	Summary (Tariff Forms) for determination of Annual Fixed Charges for the period of 17.06.2020 to 31.03.2024 and related forms enclosed as **Annexure-I**	29-116
3	CCEA Approval dated 2nd December, 2004 is enclosed as **Annexure-II**	117-119
4	CEA vetting (March 2015 price level) is attached as **Annexure- III**	120-130
5	Approval of Completed Cost by NEEPCO Board of Directors on 14.08.2023 is attached as **Annexure-IV**	131-135
6	Copy of letter dated 23.08.2023 to CEA for examination of project completion cost is attached as **Annexure – V.**	136-137
7	Tariff order on Petition No. 51/GT/2021 for Determination of Tariff of Kameng HPS is attached as **Annexure-VI**	138-143
8	Cost & Time overrun analysis with Bar Chart is attached as **Annexure-VII**	144-431
9	Loan Agreements enclosed as **Annexure-VIII**	432-731
10	Filing fees letter along with Form-1: **Annexure - IX**	732-733
11	Copies of PPAs with beneficiaries is enclosed as **Annexure-X**	734-784
12	Power Potential Studies enclosed as **Annexure -XI**	785-786
13	Balance Sheet of Company for FY 2020-21, 21-22 & 22-23 as **Annexure-XII**	787-1622
14	Auditor's Certificate on Capital Cost , Un-discharged liabilities etc as **Annexure-XIII**	1623-1644
15	Cost Audit Reports for FY 2020-21, 21-22 & 22-23 are enclosed as **Annexure-XIII**	1645-1716
16	DPR is enclosed as **Annexure-XIV**	1717-2016
17	Proof of service	2017

नॉर्थ ईस्टर्न इलेक्ट्रिक पावर कॉर्पोरेशन नई दिल्ली
नीपको NEEPCO
North Eastern Electric Power Corporation New Delhi

नॉर्थ ईस्टर्न इलेक्ट्रिक पावर कॉर्पोरेशन लिमिटेड
(भारत सरकार का उद्यम)
North Eastern Electric Power Corporation Ltd.
(A Govt. of India Enterprise)
Second Floor, Block-C, Centrum Plaza Mall
Sultanpur, M.G. Road, New Delhi-110030
Email: corpaffairs@neepco.co.in

कॉर्पोरेट अफेयर्स | Corporate Affairs

सं-/No. CA/37//318 दिनांक/Dated : 11.10.2023

सेवा में/To,

सचिव/The Secretary
केंद्रीय विद्युत विनियामक आयोग/Central Electricity Regulatory Commission
तीसरी एवं चौथी मंजिल/3rd & 4th Floor,
चंद्रलोक भवन/Chanderlok Building,
36, जनपथ, नई दिल्ली-110001/36, Janpath, New Delhi-110001

विषय/ Sub: Petition under Section 62 and 79(1) (a) of the Electricity Act, 2003 read withChapter–V of the Central Electricity Regulatory Commission (Conduct of Business) Regulations, 1999 and Central Electricity Regulatory Commission (Terms and Conditions of Tariff) Regulations, 2019 for approval of tariff of Kameng Hydro Power Station (KaHPS) (4 X 150 = 600 MW) for the period from unit wise CODs to 31.03.2024;

महोदय/Dear Sir,

Please find enclosed,on affidavit, with an advance copy to the respondents, Petition under Section 62 and 79(1) (a) of the Electricity Act, 2003 read withChapter–V of the Central Electricity Regulatory Commission (Conduct of Business) Regulations, 1999 and Central Electricity Regulatory Commission (Terms and Conditions of Tariff) Regulations, 2019 for approval of tariff of Kameng Hydro Power Station (KaHPS) (4 X 150 = 600 MW) for the period from unit wise CODs to 31.03.2024.

यह कृपया आपके विचारार्थ प्रस्तुत है। /This is for your kind consideration please.

धन्यवाद/Thanking you,

भवदीया/Yours faithfully,

संलग्नकः यथोक्त/Enclo: As above

ई. पिरबट

(ई. पिरबट)
उप महाप्रबंधक (ई)
नीपको लिमिटेड, नई दिल्ली-**30**

सं-/No. CA/37//319-27 दिनांक/Dated:11.10.2023

सेवा में प्रतिलिपि/Copy to:-

1. अध्यक्ष, असम पावर डिस्ट्रीब्यूशन कंपनी लिमिटेड, बिजली भवन, पलटन बाजार, गुवाहाटी-781001
2. मुख्य अभियन्ता, विद्युत विभाग, अरुणाचल प्रदेश सरकार, विद्युत भवन, ईटानगर-791111
3. अध्यक्ष, मेघालय पावर डिस्ट्रीब्यूशन कॉर्पोरेशन लिमिटेड, शॉर्ट राउंड रोड, लुमजंघशई, शिलांग-793001
4. मुख्य अभियन्ता, बिजली विभाग, नागालैंड सरकार, बिजली घर, कोहिमा-797001
5. मुख्य अभियंता (पीपीए), यू.पी. पावर कॉर्पोरेशन लिमिटेड, दसवां तल, शक्ति भवन एक्सटेंशन, 14, अशोक मार्ग, लखनऊ-226001
6. मुख्य अभियंता (आए एण्ड पीएम), छतीसगढ़ राज्य विद्युत वितरण कंपनी लिमिटेड, चौथा तल, विद्युत सेवा भवन, डंगनिया (सीएसईबी), रायपुर-492013
7. मुख्य अभियंता, हरियाणा पावर परचेज सेंटर, दूसरा तल, शक्ति भवन, सेक्टर-6, पंचकुला-134108
8. सदस्य सचिव, नॉर्थ ईस्टर्न रीजनल पावर कमिटी, एनईआरपीसी कॉम्पलैक्स, डोंग परमाव, लाप्लांग, शिलांग-793006, मेघालय
9. महाप्रबंधक, नॉर्थ ईस्टर्न रीजनल लोड डिस्पैच सेंटर, डोंटीह, लोअर नोंग्राह, लापलांग, शिलांग-793006, मेघालय

1. The Chairman, Assam Power Distribution Company Ltd., Bijulee Bhawan, Paltan Bazar, Guwahati– 781001.
2. Chief Engineer(Com)cum CEI, Department of Power, Government of Arunachal Pradesh, Bidyut Bhawan,'O' Point Tiniali,Itanagar - 791111
3. The Chairman, Meghalaya Power Distribution Corporation Ltd., Short Round Road, Lumjingshai, Shillong– 793001
4. Chief Engineer, Department of Power, Government of Nagaland, Electricity House, Kohima–797001
5. Chief Engineer (PPA), U.P.Power Corporation Limited, 10 th floor, Shakti Bhawan Extension,14, Ashok Marg, Lucknow-226001
6. Chief Engineer (RA& PM), Chhattisgarh State Power Distribution Company Limited,4th Floor, Vidyut Sewa Bhawan, Dangania (CSEB), Raipur-492013
7. Chief Engineer, Haryana Power Purchase Centre, 2nd Floor, Shakti Bhawan, Sector-6, PanchKula-1 34108
8. Member Secretary, North Eastern Regional Power Committee, NERPC Complex, Dong Parmaw, Lapalang, Shillong-793006, Meghalaya.
9. General Manager, North Eastern Regional Load Despatch Centre, Dongtieh, Lower Nongrah, Lapalang, Shillong-793006, Meghalaya.

उप महाप्रबंधक (ई)
नीपको लिमिटेड, नई दिल्ली-**30**

सत्यमेव जयते

INDIA NON JUDICIAL

Government of National Capital Territory of Delhi

e-Stamp

Certificate No.	:	**IN-DL71153415738371V**
Certificate Issued Date	:	03-Mar-2023 11:59 AM
Account Reference	:	IMPACC (IV)/ dl1052503/ DELHI/ DL-DLH
Unique Doc. Reference	:	SUBIN-DLDL10525031449267009 6445V
Purchased by	:	NEEPCO LIMITED
Description of Document	:	Article 4 Affidavit
Property Description	:	Not Applicable
Consideration Price (Rs.)	:	0 (Zero)
First Party	:	NEEPCO LIMITED
Second Party	:	SUBMISSIONS OF DATA TO CERC
Stamp Duty Paid By	:	NEEPCO LIMITED
Stamp Duty Amount(Rs.)	:	10 (Ten only)

Govt. of India NOTARIAL Reg. no. 1186/98 Sandeep Sharma Notary Public, India

Please write or type below this line

BEFORE THE CENTRAL ELECTRICITY REGULATORY COMMISSION, NEW DELHI

IN THE MATTER OF:

Petition under Section 62 and 79(1) (a) of the Electricity Act, 2003 read with Chapter–V of the Central Electricity Regulatory Commission (Conduct of Business) Regulations, 1999 and Central Electricity Regulatory Commission (Terms and Conditions of Tariff) Regulations, 2019 for approval of tariff of Kameng Hydro Electric Power Plant (KaHEP) (4 X 150 = 600 MW) for the period from COD (Actual for U#1 & 2 and projected for U#3 & 4) to 31.03.2024.

Govt. of India Reg. no. 1186/98 Sandeep Sharma Notary Public, India

Statutory Alert:
1. The authenticity of this Stamp certificate should be verified at 'www.shcilestamp.com' or using e-Stamp Mobile App of Stock Holding. Any discrepancy in the details on this Certificate and as available on the website / Mobile App renders it invalid.
2. The onus of checking the legitimacy is on the users of the certificate.
3. In case of any discrepancy please inform the Competent Authority.

03-Mar-2023 11:59 AM 03-Mar-2023 11:59 AM 03-Mar-2023 11:59 AM

AND

IN THE MATTER OF:

North Eastern Electric Power Corporation Limited
Corporate Office : Brookland Compound
Lower New Colony, Shillong 793 003
Meghalaya --------- **PETITIONER**

VERSUS

RESPONDENTS:

Assam Power Distribution Company Ltd
(Erstwhile Assam State Electricity Board)
"Bijulee Bhawan", Paltanbazar, Guwahati 781 001 and 8 (eight) others

RESPONDENTS

Affidavit verifying the submission of NEEPCO

I, Elizabeth Pyrbot, daughter of late J.C. Singh, aged about 51 years, resident of Vasant Kunj, Delhi do solemnly affirm and state as follows:

1. That I am Dy. General Manager(E) in the Petitioner - North Eastern Electric Power Corporation Limited and am well conversant with the facts of the case and am competent to swear the present affidavit.
2. That I have read the contents of the accompanying submission filed by North Eastern Electric Power Corporation Limited and have understood the contents of the same.
3. That the contents of the accompanying submission are based on information available with the petitioner in the normal course of business and believed by the deponent to be true.
4. That the annexures to the submissions are true and correct copies of their original

E Pyrbot

DEPONENT

VERIFICATION:

Verified at New Delhi on this 10th October. 2023, that the contents of above affidavit are true to the best of my knowledge, no part of it is false and nothing material has been concealed therefrom.

E Pyrbot

DEPONENT

ATTESTED

NOTARY PUBLIC INDIA

11 OCT 2023

Govt. of India
Reg. no. 1186/98
Sandeep Sharma
N.D./INDIA
Notary Public, India

PETITION NO. _____ /2023

PETITION
FOR APPROVAL OF TARIFF OF 600 MW KAMENG HYDRO POWER STATION OF NORTH EASTERN ELECTRIC POWER CORPORATION LIMITED FOR THE PERIOD FROM COD of UNIT # I TO 31.03.2024.

NORTH EASTERN ELECTRIC POWER CORPORATION LTD

COMMERCIAL DEPARTMENT

Corporate Office:
Brookland Compound : Lower New Colony
Shillong – 793003, Meghalaya

INDEX

Petition under Section 62 and 79(1) (a) of the Electricity Act, 2003 read with Chapter–V of the Central Electricity Regulatory Commission (Conduct of Business) Regulations, 1999 and Central Electricity Regulatory Commission (Terms and Conditions of Tariff) Regulations, 2019 for approval of tariff of Kameng Hydro Power Station (KaHPS) (4 X 150 = 600 MW) for the period from unit wise CODs to 31.03.2024;

Sl. No.	Particulars	Page No.
1	Petition on affidavit	1-28
2	Summary (Tariff Forms) for determination of Annual Fixed Charges for the period of 17.06.2020 to 31.03.2024 and related forms enclosed as **Annexure-I**	29-116
3	CCEA Approval dated 2nd December, 2004 is enclosed as **Annexure-II**	117-119
4	CEA vetting (March 2015 price level) is attached as **Annexure-III**	120-130
5	Approval of Completed Cost by NEEPCO Board of Directors on 14.08.2023 is attached as **Annexure-IV**	131-135
6	Copy of letter dated 23.08.2023 to CEA for examination of project completion cost is attached as **Annexure – V.**	136-137
7	Tariff order on Petition No. 51/GT/2021 for Determination of Tariff of Kameng HPS is attached as **Annexure-VI**	138-143
8	Cost & Time overrun analysis with Bar Chart is attached as **Annexure-VII**	144-431
9	Loan Agreements enclosed as **Annexure-VIII**	432-731
10	Filing fees letter along with Form-1: **Annexure - IX**	732-733
11	Copies of PPAs with beneficiaries is enclosed as **Annexure-X**	734-784
12	Power Potential Studies enclosed as **Annexure -XI**	785-786
13	Balance Sheet of Company for FY 2020-21, 21-22 & 22-23 as **Annexure-XII**	787-1622
14	Auditor's Certificate on Capital Cost , Un-discharged liabilities etc as **Annexure-XIII**	1623-1644
15	Cost Audit Reports for FY 2020-21, 21-22 & 22-23 are enclosed as **Annexure-XIII**	1645-1716
16	DPR is enclosed as **Annexure-XIV**	1717-2016
17	Proof of service	2017

नॉर्थ ईस्टर्न इलेक्ट्रिक पावर कॉर्पोरेशन नई दिल्ली NEEPCO New Delhi North Eastern Electric Power Corporation

BEFORE THE HON'BLE CENTRAL ELECTRICITY REGULATORY COMMISSION, NEW DELHI

Petition No. /2023

IN THE MATTER OF:

Petition under Section 62 and 79(1) (a) of the Electricity Act, 2003 read with Chapter–V of the Central Electricity Regulatory Commission (Conduct of Business) Regulations, 1999 and Central Electricity Regulatory Commission (Terms and Conditions of Tariff) Regulations, 2019 for approval of tariff of Kameng Hydro Power Station (KaHPS) (4 X 150 = 600 MW) for the period from COD of Unit I to 31.03.2024;

PETITIONER:

North Eastern Electric Power Corporation Limited
(A Central PSE under Ministry of Power, Govt. of India)
Corporate Office: Brookland Compound,
Lower New Colony, Shillong – 793003
Meghalaya.

RESPONDENTS:

Sl. No.	Name and Address of the Respondents
1	Assam Power Distribution Company Limited, Bijulee Bhawan, Paltan Bazar, Guwahati – 781001.
2	Department of Power, Government of Arunachal Pradesh, Bidyut Bhawan, Itanagar - 794111
3	Meghalaya Power Distribution Corporation Limited, Short Round Road, Lumjingshai, Shillong – 793001
4	Department of Power, Government of Nagaland, Electricity House, Kohima – 797001
5	U.P. Power Corporation Limited, 14th Floor, Shakti Bhawan Extn., 14-Ashok Marg, Lucknow – 226001.
6	Chhattisgarh State Power Distribution Company Limited, O/O Chief Engineer (RA&PM), 4th Floor, Vidyut Sewa Bhawan, Dangania (CSEB), Raipur – 492013.
7	Haryana Power Purchase Centre, Shakti Bhawan, Sector-6, Panchkula, Haryana-134108
8	North Eastern Regional Power Committee, NERPC Complex, Dong Parmaw, Lapalang, Shillong-793006,Meghalaya.
9	North Eastern Regional Load Despatch Centre, Dongtieh, Lower Nongrah, Lapalang, Shillong -793006, Meghalaya.

CHAPTER 1

BACKGROUND

It is respectfully submitted that:

1.1 Company Profile:

1.1.1 The petitioner, North Eastern Electric Power Corporation Ltd (hereinafter referred to as "NEEPCO") is a Miniratna Schedule "A" Central PSE under the Ministry of Power, Government of India, which was incorporated on the 2nd of April, 1976 to plan, investigate, design, construct, generate, operate and maintain power stations in the country within the meaning of the Companies Act, 1956. Pursuant to share transfer agreement dated 25th March 2020 between Government of India and NTPC Ltd, acquisition of entire equity stake of Government of India in NEEPCO Ltd by NTPC Ltd was completed on 27th March 2020. Further, NEEPCO is a 'Generating Company' as defined under Section 2(28) of the Electricity Act, 2003. Total installed capacity of the Company is 2057 MW comprising of 1525 MW from 08 nos. hydro power stations, 527 MW from 03 nos. gas based thermal power stations and 5 MW from 01 no. solar PV power plant.

1.1.2 All the four 150 MW units of the Kameng Hydro Power Station have been commissioned and are in commercial operation since 17th June 2020, 1st July 2020,22nd January 2021 & 12th February 2021 respectively.

1.2 BACKGROUND OF THE PROJECT:

The Kameng Hydro Power Station (KaHPS) (600 MW), is located in the West Kameng District of the state of Arunachal Pradesh. The power station is a run-of-the River scheme with storage envisaging utilization of the waters of the Bichom and Tenga Rivers (both tributaries of the Kameng River) for generation of power. The detailed investigations for the project were sanctioned by the Government of India in late 1968. The Central Water Commission (CWC) prepared the DPR of Kameng Hydro Power Station (KaHPS) in 1982 based on the investigation of the erstwhile Central Water & Power Commission (CW&PC). The Government of India in 1985, decided to execute the Project in the Central Sector through the North Eastern Electric Power Corporation Ltd. (NEEPCO). Accordingly, the project parameters were studied by NEEPCO for review and a fresh proposal considering views of CEA/CWC and technical developments which had taken place during the time was submitted to CEA in September, 1989.

1.3 TECHNO ECONOMIC CLEARANCE & INVESTMENT APPROVAL

The Techno-economic clearance for the project was granted by the CEA in April, 1991 for execution by NEEPCO at an estimated cost of Rs.1160.60 crore including IDC of Rs.186.38 crore at November, 1990 price levels.

Later, Government of Arunachal Pradesh handed over this project to a private company viz. M/s INTERCORP Industries Ltd in October, 1992. Since no work was done by this company for quite some time, Government of Arunachal Pradesh again handed over the project to NEEPCO for execution.

A Memorandum of Understanding was signed between the Government of Arunachal Pradesh and NEEPCO Ltd. on 31.03.99 for execution of this project in the Central sector.This project was taken up as a model project by the Government of India under their policy of 3-Stage development of new hydro-electric projects.

Subsequent to taking over of the project, NEEPCO had started project activities like preconstruction survey and development of infrastructure. After detailed investigation including topographical survey & construction material survey, NEEPCO had firmed up the broad design parameters for all major packages of the project with the help of M/s SMEC, the Design Consultant engaged by NEEPCO.

Updated cost estimate was submitted to CEA in 1999 and cleared by CEA on 06.04.2000 for an amount of Rs. 2264.10 crore (at October 1999 PL). GOI sanctioned Rs. 94.54 crore in July, 2001 for undertaking Preconstruction & infra-structural facilities. The estimate for Civil and Electrical works of the project was again updated at July, 2003 PL to Rs 2538.15 Cr (including IDC of Rs 290.34 Cr) and approved by CEA vide letter No.2/NEEPCO/8/03/PAC/8637-51 dated 31.10.2003.

PIB in its meeting held on 23.04.2004 had made some observations where "the project cost may be updated to March, 2004 PL on the basis of cost of civil works already tendered and updated cost of E&M works", amongst others, was one of the observations. PIB recommended for consideration of CCEA, investment approval for Kameng HPS at a cost of Rs 2538.15 crore (July, 2003 PL) subject to observation at Para 4 mentioned in the minutes.

Investment approval of the project was accorded by CCEA on 2nd December 2004 with completion time of the project within a period of 60 months (i.e December 2009) for an updated cost estimate of Rs 2496.90 crore which included IDC of Rs.249.09 crore at March 2004 PL and Rs 94.54 crore sanctioned for Stage-II activities.

A copy of the CCEA approval is attached as ***Annexure – II.***

Subsequently, a Revised Cost Estimate of Rs. 6,179.96 crore at March 2015 Price Level with Hard Cost of Rs.4, 724.67 crore (Rs.3988.17 crore for Civil works + Rs.736.50 crore for Electro-Mechanical works) and ID&FC of Rs. 1,455.29 crore has been vetted by CEA and is under process for approval in the Ministry of Power, Government of India.

A copy of the CEA vetting is attached as ***Annexure- III.***

1.4 STATUTORY CLEARANCES

The various statutory clearances for the project as obtained are given below in chronological order.

- Defence clearance : 05.02.1990
- TEC by CEA : 11.10.1991
- MOU between NEEPCO & GoAP : 31.03.1999
- Site clearance exemption obtained : 29.10.1999
- Public hearing held on (at Bomdila) : 17.11.1999
- Assessment of Compensatory Afforestation : 08.12.1999
- NOC from State Pollution Control Board : 07.01.2000
- Administrative approval for preliminary works : 01.02.2000
- Forest clearance (2nd stage) : 03.08.2000
- Environmental clearance : 29.03.2001
- PIB clearance : 23.03.2004
- CCEA clearance : 02.12.2004

1.5 PROJECT EXECUTION PACKAGES

The project execution was divided into the following seven major packages with details as below:

Package	Description of works	Awarded to	Date of Award/LOI
I	Civil works for Bichom dam and HRT(Faces-1 & 2)	M/s Patel Engg. – Unity JV	08.12.2004
II	Civil works for Tenga dam and HRT(Face-3 to Face-6)	M/s Patel Engg. – Unity JV	08.12.2004

Package	Description of works	Awarded to	Date of Award/LOI
III	Civil works of HRT (Faces-7 to 8), Surge Shaft Power House	M/s Patel Engg. – Unity JV	08.12.2004
IV	Hydro-Mechanical work (Gates & Penstock steel Liner)	M/s OMML and JSC - JV	17.12.2004
V	Electro-Mechanical work for Power House	M/s BHEL	17.12.2004
VI	400 kV & 132 kV Switch yards	M/s Techno Electric & Engg. Co. Ltd.	06.01.2009
VII	Generator & Power Transformer	M/s BHEL	28.03.2008

1.6 PROJECT COMPLETION COST

The Board of Directors of the Petitioner at its meeting held on 14.08.2023 approved the project completion cost of **Rs. 8404.47 crore** with Hard Cost of Rs.5657.03 crore plus ID&FC amounting to Rs.2747.44 crore.

A copy of the Board resolution is attached as ***ANNEXURE – IV.***

The project completion cost of Rs. 8404.47 crore as approved by the Board of Directors of the Petitioner has been submitted to CEA for examination vide letter No: NEEPCO/GHY/ED-P(H)/KaHEP/T-359/2023-24/103-105 dated 23rd August 2023.

A copy of the letter No NEEPCO/GHY/ED-P(H)/KaHEP/T-359/2023-24/103-105 dated 23rd August 2023 is attached as ***Annexure – V.***

1.7 Power Station Profile:

1.7.1 Location

Located in the Kameng valley of Arunachal Pradesh, Kameng Hydro Power Station (KaHPS) utilizes waters of Rivers Tenga and Bichom (both tributaries of Kameng River) on the run-of-the-river basis for power generation. The Bichom River has its origin in the glacial ranges of the greater Himalayas, at an altitude of around 7000 m. The River flows in a general southward direction till it is met by the Digien River, a major

tributary flowing from the west. The Digien River also descends from high altitude of the Himalayan ranges and is snow as well as rain fed. After the confluence, the River Bichom runs in a South-east direction for about 19.4 kms till it meets its second major tributary the Tenga River, flowing from the west. Tenga River rises in the hills of lesser Himalayas. It is rainfed and flows in easterly direction upto Jameri and then changes its direction of flow in a north-east direction till it meets the Bichom River. The River Kameng enters the Assam plains at about 32 kms upstream of Charduar and then joins the River Brahmaputra upstream of Tezpur at RL. of 85 m.

1.7.2 Technical Configuration

The Kameng Hydro Power Station (KaHPS) (600 MW) is developed as Run-of-the-River (ROR) scheme in Kameng basin of West Kameng District, Arunachal Pradesh. The power station utilises the flows from Rivers Bichom and Tenga over a gross head of 536 metres available in a U bend of the River, downstream of the confluence of the Rivers Bichom with Kameng. The power station consists of two numbers of Dams, a 69.0m high (above deepest foundation) Bichom dam across Bichom River and a 24.5m high (above deepest foundation) Tenga dam across Tenga River, and one number Head Race Tunnel of 14.527 km length with two numbers penstocks leading to the Power House for 4(four) numbers of generating units of 150 MW capacity each having total capacity of 600 MW

The water from Bichom reservoir is transported to the Kimi Power House across the Tenga River, with suitable arrangements to add the Tenga waters into the HRT during the lean period only. Water conductor system from Bichom to Kimi Power House comprises of approximately 14.527 km long, 6.70m dia Modified Horse Shoe shaped concrete lined Head Race tunnel. The firm power of the power station is 168.86 MW with design energy of **3353 MU with 95% Machine availability.**

1.7.3 Power Off take

The power generated from the Kameng Hydro Power Station (KaHPS) is evacuated through 400 kV Kameng – Balipara D/C Transmission Line of 76 kms and 132 kV Kimi – Khupi – Balipara Line of 69 kms. 400KV double circuit line is used to evacuate power upto Balipara grid substation near Tezpur. 132kV S/C line shall also evacuate power from Kimi to Balipara via Tenga. The 132kV Balipara — Tenga — Kameng line was utilized for construction power supply from the Grid. A 50MVA 220/132kV transformer has been installed for augmentation of Balipara substation.

Shares from this project had been allocated to beneficiary states of the Northern and Western regions in addition to the seven North Eastern states. Subsequently, Punjab, Delhi, Maharashtra, Gujarat, Madhya Pradesh, Rajasthan, Tripura, Mizoram and Manipur accounting for

allocated shares totalling 345 MW surrendered their shares and accordingly, the Ministry of Power, Government of India de-allocated these shares and allocated the quantum to the Petitioner, NEEPCO and declared the same as merchant power. Goa too has applied to the Ministry of Power for de-allocation of its share of 2 MW and the matter is under process. Power Purchase Agreements have been executed with the remaining beneficiaries accounting for 253 MW capacity viz. Assam, Arunachal Pradesh, Nagaland, Meghalaya, Uttar Pradesh, Chhattisgarh and Haryana.

CHAPTER 2

TARIFF APPLICATION

2.1 NEEPCO has set up the 600 (150 X 4) MW Kameng Hydro Power Station (KaHPS) and is filing this petition (along with Tariff filing forms) in terms of the Regulations 8 & 9 (1) of the CERC (Terms and Conditions of the Tariff) Regulations, 2019 for determination of Tariff of the aforesaid power station for the period from COD of each unit to 31st March, 2024.

2.2 **Dates of Commercial Operation (COD)**

Block/Unit	COD
Unit – I (150 MW)	17.06.2020
Unit - II (150 MW)	01.07.2020
Unit - III (150 MW)	22.01.2021
Unit - IV (150 MW)	12.02.2021
Station (600 MW)	12.02.2021

2.3 Section 62 of Electricity Act, 2003 provides for determination of Tariff by the appropriate Commission for the supply of electricity by Generating Company. The Hon'ble Commission is vested with the jurisdiction to regulate the Tariff of the Generating Companies, owned or controlled by the Central Government and other Generating Companies (ISGS) having composite scheme for generation and sale of electricity in more than one state as envisaged under Section 79(1) (a) & (b) of Electricity Act, 2003.

KaHPS is a generating station of NEEPCO, which is under the administrative control of the Ministry of Power, and accordingly, supply of electricity to the beneficiaries will be made at the rate determined by the Hon'ble Commission.

2.5 Regulation 9 (1) of the Central Electricity Regulatory Commission (Terms and Conditions of Tariff) Regulations, 2019 provides that a Generating Company

may make an application for the determination of Tariff for new generating station or unit thereof in accordance with the Procedures, Regulations, in respect of the generating stations or generating units thereof *within 60 days of the anticipated date of commercial operation.* As per the Regulation 9(1), the generating company shall make an application for determination of Tariff, based on capital expenditure incurred, duly certified by the auditors *or projected to be incurred up to the date of commercial operation and additional capital expenditure projected to be incurred during the Tariff period of the generating station.*

Accordingly, NEEPCO had filed a Petition No. 51/GT/2021 on 21st January 2021 before the Hon'ble Commission for determination of tariff of KaHPS. The Petition was disposed off by the Hon'ble Commission with the following observation in paragraphs 10 & 11 on 8th August 2023.

> "10.... *in the present case, the final RCE based on the COD of the units has yet to be submitted by the Petitioner to the Central Government for vetting and approval. Keeping in view that there will be a revision in the capital cost of the generating station after approval of RCE by the Central Government, we find no reason to keep this petition pending. Hence, we are inclined to dispose of this petition, with liberty to the Petitioner to approach the Commission with a fresh tariff petition, in respect of the generating station after approval of RCE by the Central Government. We direct accordingly.*
>
> *11. We also direct that the provisional tariff of Rs 4/kWh, being recovered by the Petitioner based on the decision in the 35th CC meeting of NERPC dated 21.3.2018, shall continue to be in operation till the tariff of the generating station is determined based on the approved RCE. The filing fees deposited by the Petitioner shall be adjusted against the fresh petition to be filed in terms of the liberty granted above."*

A copy of the order is attached as ***Annexure- VI.***

2.6 Kameng Hydro Power Station (KaHPS) (4x150 MW) in Arunachal Pradesh was accorded Government of India approval for execution by NEEPCO Ltd at an estimated cost of Rs.2496.90 crore which included IDC & FC of Rs.249.09 crore at March 2004 Price Level (PL) and with a commissioning schedule of 5 years from the date of Government sanction (i.e. by 31.12.2009). The sanction was conveyed by Ministry of Power vide letter no. 7/22/99-Hydel-I dated 02.12.2004.

The project was scheduled for commissioning in March 2018 but due to leakages observed in the Penstocks during pre-commissioning stage, the commissioning activities of Units I & II were temporarily suspended to

facilitate repairing work of Penstocks I & II. Rectification of Penstock-I was completed in October 2019 and the first two units linked to Penstock-I have been in commercial operation since 17th June 2020 and 1st July 2020 respectively. After rectification of Penstock-II linked to units 3 and 4, these two units were put into commercial operation on 22.01.2021 and 12.02.20121 respectively.

2.7 After the approval of Completed Project Cost by the Board of Directors on 14th August 2023, the Petitioner is filing the present petition for determination of Tariff of the 600 MW (4x150 MW) Kameng Hydro Power Station based on the approved completed capital expenditure for the period starting from COD of Unit I up to 31.03.2024 as per the Central Electricity Regulatory Commission (Terms and Conditions of Tariff) Regulations, 2019.

2.8 The application for determination of Tariff is being submitted along with the duly filled forms as per provisions of the Tariff Regulations, 2019. attached to this Petition. It is further submitted that the petitioner has submitted the information / documents as required under these formats to the extent the same is available with the Petitioner.

The filled in Formats prescribed by the applicable Regulations are enclosed as ***Annexure-I.***

CHAPTER 3

PROJECT CAPITAL COST AND FINANCING

3.1 Project Capital Cost

The completion cost of the project as approved by the Board of Directors of NEEPCO on 14th August 2023 is **Rs. 8404.47 crore with Hard Cost of Rs.5657.03 crore plus ID&FC amounting to Rs.2747.44 crore.**

3.2 Approval of the Project Capital Cost

Investment approval for the setting up of the Kameng Hydro Project at an estimated project cost of Rs.2496.90 crore including IDC Rs.249.09 crore at March 2004 price level had been conveyed by the Ministry of Power, Govt. of India vide their letter no. 7/22/99-Hydel-I dated 2nd December 2004.

A copy of the investment approval is attached as ***Annexure – II.***

Subsequently, the final project completion cost of **Rs. 8404.47** was approved by the Board of Directors of the Petitioner on 14.08.2023.

A copy of the Board resolution is attached as **Annexure – IV**.

The project completion cost of **Rs. 8404.47 crore** as approved by the Board of Directors of the Petitioner has been submitted to CEA for examination vide

letter No: NEEPCO/GHY/ED-P(H)/KaHEP/T-359/2023-24/103-105 dated 23rd August 2023

A copy of the letter No NEEPCO/GHY/ED-P(H)/KaHEP/T-359/2023-24/103-105 dated 23rd August 2023 is attached as ***Annexure – V.***

3.2.1 Time and Cost Overrun:

The major factors causing cost enhancements and time overrun are:

- Major design change of primary structures;
- Geological Surprises and natural hindrances;
- Devastating Flash floods;
- Contractual issues;
- Law and order problems; etc.
- Penstock repair works subsequent to detection of leakages, amongst Others.

The details of the time and cost overrun along with the reasons and justifications for the same are elaborated in the Tariff Form (5Ei & 5Eii).

A copy of the note detailing reasons and justifications for the time and cost overrun is attached as ***Annexure – VII.***

3.3 Revised Cost Estimate

The Revised Cost Estimate at September 2008 PL was submitted to CEA in February 2009 based on the revised quantities on account of design parameters. However, during the process of scrutiny of the estimate at CEA, the Package contractor, on expiry of the scheduled contract period of March 2009, have proposed for revision of rate(s) on the balance BOQ items of major hydraulic structures of the project on account of design changes amongst others. Therefore, CEA was requested to keep scrutiny of RCE at September 2008 PL on hold until a decision on revision of rate is firmed up. In the meantime, the cost incurred against the project had crossed 50 % of the approved Cost during October 2010 (Rs 1280.07 Cr). Further, the Board in its 180th Meeting held on 15.02.2011 directed NEEPCO to submit RCE to CEA for approval.

Accordingly, Revised Cost Estimate (RCE) at December 2010 PL amounting to Rs 4048.01 Cr (including IDC of Rs 579.46 Cr) was submitted to CEA on 19.03.2011. However, the RCE was returned by CEA on 18.07.2011 requesting NEEPCO to submit a consolidated/comprehensive document incorporating all relevant chapters of approved hydrology/civil design/E&M design/associated drawings/cost estimate etc for consideration. Accordingly, NEEPCO on 11.10.2011 submitted a comprehensive updated project report along with RCE (at December 2010 PL) amounting to Rs 4809.59 Cr for clearance of CEA. The subject RCE includes provision for extra works, provision for arbitration or re-tendering in case of cancellation of the

contract. As per CEA RCE submitted requires approval of Board. Therefore, proposal for submission of RCE considering all aspects is submitted before the Board for appraisal and approval in its 184th Board Meeting held on 29.11.2011. The Board after detailed deliberation has considered submission of RCE of the project at a cost of Rs 4809.42 Cr to CEA for examination and scrutiny and further needful in obtaining sanction of the Competent Authority.

In the meantime, Member (Hydro), CEA convened a meeting on 24.04.2012 in respect of RCE of Kameng HEP and after detailed deliberation it was concluded that NEEPCO would update the cost of Civil works and E&M works and frame the cost estimates at latest price level excluding the provisions for the unresolved issues with the contractors. Therefore, RCE was again updated to Rs.5139.00 Cr (including IDC) at December 2011 PL and submitted to CEA on 16.05.2012 for examination and concurrence. An amount of Rs 1503.51 Cr (excluding IDC) has already been incurred against the completed works till the end of December, 2011.

After examination of RCE at December 2011 PL by various divisions of CWC/CEA, the Hard Cost of Civil Works and E&M Works were tentatively finalized at Rs 2849.30 Cr and Rs. 616.96 Cr respectively on 29/9/2013. In the meantime, IDC&FC and tariff have been finalized by F&CA Division, CEA on 08/10/13 for Rs 1187.69 Cr and the 1st year & Levellised tariff for Rs 3.51/Kwh & Rs 3.07/Kwh respectively. CEA submitted its recommendation on RCE for a capital cost of Rs 4653.95 Cr to MOP, GOI on 11.12.13.

However, as decided in the meeting taken by Joint Secretary (Hydro) on 18.02.2015 to review the status of proposals related to PIB Notes/RCEs of various projects of Hydro PSUs, RCE updated to Rs. 6476.34 cr (excluding IDC) at December 2014 PL and submitted to MOP, GOI on 12.03.15. CEA/CWC during examination of RCE desires updating of RCE to March 2015 PL. Accordingly RCE updated to Rs 5100.16 Cr (excluding IDC) at March 2015 PL submitted to CEA/CWC on 23.07.2015.

CEA on 09/10/2015 has forwarded the duly vetted RCE (at March 2015 PL) to MOP, GOI for a Hard cost of Rs 4617.36 Cr. CEA vide I.D. Notes dated 06.11.2015 vetted the RCE-I (at March 2015 PL) for Rs. 6085.84 Cr including IDC &FC of Rs.1468.48 Cr.

Subsequently, in terms of the meeting taken by JS (Hydro) on 27.11.2015, CEA has revised the provision made in RCE-I under the head - Establishment from Rs 196.82 crore to Rs 304.13 crore. Accordingly, CEA in March 2016 intimated to the Ministry that vetted hard cost has been revised from Rs 4617.36 crore to Rs 4724.67 crore at March, 2015 PL and total project cost including IDC&FC from Rs 6085.84 crore to Rs 6179.96 crore.

Subsequent to vetting of Revised Cost Estimate (RCE) of Kameng HE Project (March 2015 Price Level) by CEA as conveyed vide letter dated 18.03.2016, (copy attached as **ANNEXURE-III**), the 1st meeting of the Standing Committee was convened on 22-04-16. Thereafter, note on time and cost overrun was circulated amongst the re constituted Revised Cost Committee members by

Ministry of Power on 21.12.2016 duly incorporating the response of NEEPCO on the observation of 1st meeting of the Standing Committee dtd 22-04-16.

Revised Cost Committee in its meeting held on 03.02.2017, 01.05.2017 & 28.12.2017 deliberated on the Time and cost over-run of the project. Revised Cost Committee during its meeting on 28.12.2017 opined that as the project is likely to be completed by March 2018, it would be more appropriate to consider the Revised Cost Estimate at completion cost instead of going for interim RCE at this stage. Accordingly, NEEPCO was directed to submit the RCE proposal at completion cost utmost by 15th May 2018.

The project was scheduled for commissioning in March 2018 but due to leakages observed in the Penstocks during pre-commissioning stage the commissioning activities of Units I & II were temporarily suspended to facilitate repairing work of Penstocks I & II. Rectification of Penstock-I was completed in October 2019 and the first two units linked to Penstock-I has been under commercial operation since June 2020. Rectification of Penstock-II linked with last two units has been completed and the 3rd and 4th units were put into commercial operation on 22.01.2021 1nd 12.02.2021 respectively.

The completion cost of the project as approved by the Board of Directors of NEEPCO on 14th August 2023 is Rs. **8404.47 crore with Hard Cost of Rs.5657.03 crore plus ID&FC amounting to Rs.2747.44 crore.**

3.4 Financing Plan

The expenditure on the project is to be met by NEEPCO with debt equity ratio of 70:30. The project cost is subject to adjustment in accordance with the final recommendation of CEA/CWC on the component of Establishment cost.

CHAPTER 4

TARIFF DETERMINATION

This section of the petition contains computation of Annual Fixed Cost and Energy Charges from 17th June'2020 (since COD of the 1stUnit) to the FY 2020-24 in terms of the CERC Tariff Regulations, 2019.

4.1 Capital cost as on COD:

The capital cost for arriving at the AFC as on Station COD dated 12th February, 2021is considered as below:

Hard Cost:	Rs5657.03 crore
IDC & FC:	Rs.2747.44 crore
Total:	Rs. **8404.47** crore

Capital Cost as on 17/06/2020 (COD of Unit-I) , Capital Cost on 01/07/2020 (COD of Unit-II) and Capital Cost as on 22/01/2021(COD of Unit-Iii) were Rs. 6802.96 Crore , Rs. 7087.93 Crore and Rs. 8125.00 Crore respectively. However, for the purpose of calculation of AFC, the costs of major common assets [such as, 132 KV Transmission line, Power House Civil (Main Plant Building), Reservoir & Dam, Tunnel, 400/220/132 KV Switchyard, Plant & Machinery in generating stations and Steel liner & penstock] are apportioned/allocated to different units. Accordingly, capital cost considered for the purpose of determination of AFC, for Unit-I, Unit-II and Unit-III are Rs. 2383.21 Crore , Rs. 4499.99 Crore and Rs. 6473.76 Crore respectively and the Tariff Form 11 has been modified accordingly incorporating the effect of apportioned/allocated cost of major common assets. The capital cost for the purpose of calculating AFC has been taken from the modified Tariff Form 11

4.2 Funding Pattern:

Debt: Equity, 70:30. So, with consideration of completion cost amounting to Rs. 8404.47 Crore, value for Debt and Equity are Rs. 5883.13 Crore and Rs. 2521.34 crore respectively.

4.3 Operational Norms

The Tariff proposal is based on the following operational norms:

Table: Normative Operating Parameters of the Power Station

Description	Units	Normative Parameters
Target NAPAF for recovery of fixed charges and for incentive	%	**85**
Auxiliary Energy Consumption	%	**1%**

However, the petitioner prays before the Hon'ble Commission for allowing relaxation of the above operating parameters of the power station based on actual performance in future.

4.4 Determination of Annual Fixed Cost

The Annual Fixed Cost (AFC) of the generating station consist of the following components:

4.2.1 Return on Equity (grossed up with effective tax rate);
4.2.2 Interest on Loan capital;
4.2.3 Depreciation;
4.2.4 Interest on Working Capital; and
4.2.5 Operation and Maintenance (O&M) Expenses.

Summary of Annual Fixed Charges Cost

4.2.1 Return on Equity

(a) As per the Regulation 30 of the Tariff Regulations, 2019, Return on Equity shall be computed at the base rate of 16.50% for thermal generating stations, transmission system including communication system and run of the River hydro generating station. The Kameng Hydro Project being a Run-of-the-River (ROR) with pondage, the base rate of 16.50% has been taken for computation of return on equity.

(b) MAT rate @ 17.47% has been considered for the purpose of grossing up of ROE. Impact of effective tax rate for the Financial Years 2020-21 to 2023-24 may kindly be allowed to pass on in accordance to Regulation 31 of the said Tariff Regulations.

(c) The ROE for each period/year of the Tariff Period for KaHEP since COD of Unit –I till 31.03.2024 are as below:

Table: Return on Equity

Rs. in lakh

Particulars	17.06.20 - 30.6.20	01.07.20 - 21.01.21	22.01.21- 11.02.21	12.02.21 -- 31.3.21	2021-22	2022-23	2023-24
Opening equity	7322.91	69333.05	134527.09	193116.37	251794.73	251794.73	251794.73
Closing equity	69333.05	134527.09	193116.37	251794.73	251794.73	251794.73	251794.73
Average equity	*38327.98*	*101930.07*	*163821.73*	*222455.55*	*251794.73*	*251794.73*	*251794.73*
Rate of ROE (grossed up)	*19.99*	*19.99*	*19.99*	*19.99*	*19.99*	*19.99*	*19.99*
Return on Equity	*293.92*	*11445.67*	*1884.41*	*5848.84*	*50341.32*	*50341.32*	*50341.32*

4.2.2 Interest on Loan Capital

(a) Regulation 32 of the Tariff Regulations,2019 provides as under: -

(i) The rate of interest on loan shall be the weighted average Rate of interest (ROI) calculated on the basis of actual loan portfolio after providing appropriate accounting adjustment for interest capitalized;

नॉर्थ ईस्टर्न इलेक्ट्रिक पावर कॉर्पोरेशन नई दिल्ली NEEPCO North Eastern Electric Power Corporation New Delhi

(ii) The Interest on loan shall be calculated on the average normative loan of the year by applying aforesaid weighted average rate of interest.

(b) The petitioner submits that it is liable to pay Interest at the Interest Rate applicable as per the Loan agreement.

(c) Depreciation amount for respective period/financial year has been considered as the annual repayment of normative loan for the year.

(d) Based on the application of weighted average rate of interest as at the beginning of each year on the average normative Loans of the year during the Tariff Period, interest on Loan will be asunder: -

Table: Interest on Loan Capital

Rs. in lakh

Particulars	*17.06.20 to 30.6.20*	*01.07.20 to 21.01.21*	*22.01.21-11.02.21*	*12.02.21 -- 31.3.21*	*2021-22*	*2022-23*	*2023-24*
Gross normative loan – opening	17086.78	161777.12	313896.55	450604.87	587521.03	587521.03	587521.03
Cum. Repayment up to the previous year	0.00	259.87	10382.07	12048.91	17223.11	61752.13	106281.16
Net normative loan – opening	17086.78	161517.25	303514.48	438555.96	570297.91	525768.89	481239.87
Increase/(decrease) of normative loan	144690.34	152119.43	136708.32	136916.16	0.00	0.00	0.00
Repayment during the period/year	259.87	10122.20	1666.84	5174.20	44529.02	44529.02	44529.02
Net normative loan – closing	161517.25	303514.48	438555.96	570297.91	525768.89	481239.87	436710.85
Average normative loan	89302.02	232515.87	371035.22	504426.93	548033.40	503504.38	458975.36
Weighted average rate of interest (based on actual loan) (in %)	0.1051	0.1051	0.1051	0.1051	0.0858	0.0848	0.0836
Interest on loan	359.96	13723.71	2243.36	6971.15	47011.90	42703.41	38386.21

4.2.3 Depreciation

(a) The base value for the purpose of computation of Depreciation is the completed Project Capital cost of Rs. **8404.47** crore as on anticipated station COD.

(b) Depreciation on estimated cost of assets has been calculated based on straight line method over the useful life of the asset, at the rates prescribed under Appendix I- Schedule of depreciation of CERC (Terms & Conditions of Tariff) Regulations, 2019.

(c) Land other than the land held under lease and the land for reservoir in case of hydro generating station shall not be a depreciable asset.

(d) The petitioner submits that based on capital value of assets, the weighted average depreciation works out to **5.3%** and the same is considered for the purpose of computation of Annual Fixed Cost.

Depreciation amount for each year of the Tariff Period are as under:

Table: Depreciation statement:

Rs. in lakh

Particulars	17.06.20 to 30.6.20	01.07.20 to 21.01.21	22.01.21-11.02.21	12.02.21 -- 31.3.21	2021-22	2022-23	2023-24
Opening capital cost	24409.68	231110.17	448423.64	643721.24	839315.75	839315.75	839315.75
Closing capital cost	231110.17	448423.64	643721.24	839315.75	839315.75	839315.75	839315.75
Average capital cost	127759.93	339766.91	546072.44	741518.50	839315.75	839315.75	839315.75
Freehold Land	110.27	220.53	330.80	441.06	441.06	441.06	441.06
Rate of depreciation (%)	0.053	0.053	0.053	0.053	0.053	0.053	0.053
Depreciation	259.87	10122.20	1666.84	5174.20	44529.02	44529.02	44529.02

4.2.4 Interest on Working Capital

The interest on working capital has been worked out as per the norms prescribed in regulation 34 (c) of the CERC Tariff Regulations, 2019. The following have been considered for determining the base for working capital in a year:

Maintenance Spares:

In terms of Regulation 34 (c) (ii) of the Tariff Regulations, 2019, maintenance spares has been taken as 15% of Operation and Maintenance expenses specified in Regulation 35(2)(b).

A Table showing the amounts for maintenance spares for each year of the Tariff Period is as under: -

Table: Maintenance Spares for one year (15% of O&M Expenses for one year)

₹ in lakh

Particulars	17.06.20 to 30.6.20	01.07.20 to 21.01.21	22.01.21-11.02.21	12.02.21 - - 31.3.21	2021-22	2022-23	2023-24
Maintenance spares	29.55	783.44	102.17	336.54	2681.21	2809.11	2943.10

Receivables:

Receivable amount will be equivalent to 45 days of fixed cost.

A Table showing the receivables for each year/period during the Tariff period is as under:-

Table: Receivables component in Working Capital

₹ in lakh

Particulars	17.06.20 to 30.6.20	01.07.20 to 21.01.21	22.01.21-11.02.21	12.02.21 - - 31.3.21	2021-22	2022-23	2023-24
Receivables	141.48	5153.93	823.28	2573.28	20290.68	19855.60	19424.69

O&M Expenses:

As per the Regulation 35(2)(b) of CERC (Terms and Conditions of Tariff) Regulations, 2019, in case of hydro generating stations declared under commercial operation on or after 01.04.2019, O&M expenses shall be fixed at 3.5% of the original project cost (excluding cost of rehabilitation & resettlement works, IDC & IEDC) for first year of commercial operation for stations more than 200 MW and shall be subject to annual escalation of 4.774% per annum for the subsequent years.

Hence, O&M expenses for the first year are considered @ 3.50% of the project cost, with annual escalation of 4.77% per annum for the subsequent years.

Table: O&M expenses for one month:

₹ in lakh

Particulars	17.06.20 to 30.6.20	01.07.20 to 21.01.21	22.01.21-11.02.21	12.02.21 - - 31.3.21	2021-22	2022-23	2023-24
O&M expenses for 1 month	16.42	435.25	56.76	186.97	1489.56	1560.61	1635.06

Based on the above, interest on working capital is shown below:

Rs. in lakh

Particulars	17.06.20 to 30.6.20	01.07.20 to 21.01.21	22.01.21-11.02.21	12.02.21 - - 31.3.21	2021-22	2022-23	2023-24
Maintenance Spares	29.55	783.44	102.17	336.54	2681.21	2809.11	2943.10
Receivables	141.48	5153.93	823.28	2573.28	20290.68	19855.60	19424.69
O & M Expenses	16.42	435.25	56.76	186.97	1489.56	1560.61	1635.06
Total Working Capital	187.45	6372.63	982.21	3096.79	24461.46	24225.32	24002.85
Rate of Interest	11.25%	11.25%	11.25%	11.25%	10.50%	10.50%	10.50%
Int. on Working Capital	21.09	716.92	110.50	348.39	2568.45	2543.66	2520.30

Normative O&M expenses for the period/financial years are as below:

Table for normative O&M expenses

₹ *in lakh*

Particulars	17.06.20 to 30.6.20	01.07.20 to 21.01.21	22.01.21-11.02.21	12.02.21 - - 31.3.21	2021-22	2022-23	2023-24
O&M Expenses	197.02	5222.96	681.11	2243.63	17874.75	18727.38	19620.67

4.26 Annual Fixed Cost

Summary of the estimated Annual Fixed Cost for the financial years from 17.6.2020(As on COD of Unit-I) to 2023-24 is as under:-

Table: Annual Fixed Cost

₹ *in lakh*

Rs. in Lakh

Particulars	17.06.20 to 30.6.20	01.07.20 to 21.01.21	22.01.21-11.02.21	12.02.21 -- 31.3.21	2021-22	2022-23	2023-24
1	2	3	4	5	6	7	8
Depreciation	259.87	10122.20	1666.84	5174.20	44529.02	44529.02	44529.02
Interest on Loan	359.96	13723.71	2243.36	6971.15	47011.90	42703.41	38386.21
Return on Equity [1]	293.92	11445.67	1884.41	5848.84	50341.32	50341.32	50341.32
Interest on Working Capital	21.09	716.92	110.50	348.39	2568.45	2543.66	2520.30
O & M Expenses	197.02	5222.96	681.11	2243.63	17874.75	18727.38	19620.67
Total	**1131.86**	**41231.47**	**6586.23**	**20586.22**	**162325.44**	**158844.79**	**155397.52**

CHAPTER-5

Miscellaneous Issues

5.1 It is submitted that the petitioner has deposited the requisite filing fee of Rs. 26,40,000.00 (Rupees twenty six Lakh forty thousand only) for the year 2023-24 in accordance with CERC (Payment of Fees) Regulations, 2012 and amendment thereof is paid vide Transaction Id/Reference no./Payment ID INB17213287639CHM3589277 dated 20.04.2023 for determination of tariff of the generating station till 31.03.2024.

CHAPTER-6
PRAYER

The present petition is submitted before the Hon'ble Commission for determination of Tariff of the Kameng Hydro Power Station. In view of the facts and circumstances described above in detail, the Petitioner humbly prays to the Hon'ble Commission that it may be pleased to: -

6.1 Approve the Project capital Cost of Rs. **8404.47** crore as approved by the Petitioner's Board of Directors on 14th August 2023 for determination of tariff (generating unit -wise as well as generating station as whole) for the 600 MW Kameng Hydro Power Station based on its COD.

6.2 Approve the normative IDC&FC of Rs. 2747.44 crore in terms of Regulation 19(2)(b) of the Tariff Regulations, 2019 which is included in the Project Capital Cost indicated above.

6.3 Allow the Petitioner to file revised petition on actual expenditure in the event of revised financial package, if any.

6.4 Approve the AFC for Kameng Hydro Power Station for the Tariff period from COD of Unit I to 31.03.2024 as per claim along with the petition for sale of power generated from the plant.

6.5 Allow recovery of filing fees of this petition from the beneficiaries.

6.6 Allow recovery of publication expenses from the beneficiaries incurred with regard to this petition.

6.7 Allow recovery from the beneficiaries any such tax, cess etc. levied on NEEPCO in relation to generation and supply/distribution of electricity.

6.8 Allow true up the gross up rate of return on equity at the end of every financial year in compliance to regulation 31 (3) of the CERC Tariff Regulations 2019.

6.9 Allow modification/change in operational norms based on actual performance experienced by the generating station.

6.10 Allow additions/alterations/changes/modifications to the petition at a future date.

6.11 Condone any inadvertent omissions/errors/differences/shortcomings.

6.12 Pass such order/orders as deemed fit and proper in the facts and circumstances of the case.

6.13 The Commission may also kindly allow the Petitioner to make additional submissions subsequently.

NORTH EASTERN ELECTRIC POWER CORPORATION LIMITED
THROUGH

(Elizabeth Pyrbot)
Dy. General Manager (E/M)

PART-II

TARIFF FILING FORMS (HYDRO)

Checklist of Forms and other information/ documents for tariff filing for Hydro Stations

Form No.	Title of Tariff Filing Forms (Hydro)	Tick
FORM-1	Summary Sheet	√
FORM -1 (I)	Statement showing claimed capital cost	√
FORM -1 (II)	Statement showing Return on Equity	√
FORM-2	Details of COD, Type of hydro station, Normative Annual Plant Availability Factor(NAPAF) & other normative parameters considered for tariff calculation	√
FORM-3	Salient features of Hydroelectric Project	√
FORM-4	Details of Foreign loans	
FORM-4 A	Details of Foreign Equity	√
FORM-5	Abstract of Admitted Capital Cost for the existing Projects	√
FORM-5A	Abstract of Capital Cost Estimates and Schedule of Commissioning for the New projects	√
FORM-5B	Break-up of Capital Cost for Hydro Power Generating Station	√
FORM-5C	Break-up of Capital Cost for Plant and Equipment	√
FORM-5D	Break-up of Construction/Supply/Service packages	√
FORM-5E i	In case there is cost over run	√
FORM-5E ii	In case there is time over run	√
FORM-5F	In case there is claim of additional ROE	√
FORM-6	Financial Package upto COD	√
FORM-7	Details of Project Specific Loans	√
FORM-8	Details of Allocation of corporate loans to various projects	√
FORM-9A	Statement of Additional Capitalisation after COD	
FORM- 9B	Statement of Additional Capitalisation during end of the Project	√
FORM- 9B i	Details of Asset decapitalised during the period	
FORM- 9C	Statement showing reconciliation of ACE claimed with the capital addition as per Books	√
FORM- 9D	Statement showing items/assets/works claimed under Exclusions	
FORM- 9E	Statement of Capital Cost	√

Form No.	Title of Tariff Filing Forms (Hydro)	Tick
FORM- 9F	Statement of Capital Works in Progress	√
FORM-10	Financing of Additional Capitalisation	√
FORM- 11	Calculation of Depreciation on original project cost	√
FORM- 12	Statement of Depreciation	√
FORM- 13	Calculation of Weighted Average Rate of Interest on Actual Loans	√
FORM-13A	Calculation of Interest on Normative Loan	√
FORM- 13 B	Calculation of Interest on Working Capital	√
FORM- 13 C	Non-Tariff Income	
FORM- 13 D	Incidental Expenditure during Construction	√
FORM- 14	Draw Down Schedule for Calculation of IDC & Financing Charges	√
FORM- 14A	Actual cash expenditure	√
FORM-15 A	Design Energy and Peaking Capability (month-wise) – ROR with pondage /storage type New Station	√
FORM-15 B	Design Energy and MW Continuous (month-wise) – ROR type Station	N. A.
FORM- 16	Liability Flow Statement	√
Other Information/ Documents		

Sl. No.	Information/Document	Tick
1	Certificate of incorporation, Certificate for Commencement of Business, Memorandum of Association, & Articles of Association (For New Station setup by a company making tariff application for the first time to CERC)	N.A.
2	A. Station-wise and Corporate audited Balance Sheet and Profit & Loss Accounts with all the Schedules & annexures on COD of the Station for the new station & for the relevant years. B. Station wise and Corporate audited Balance Sheet and Profit & Loss Accounts with all the Schedules & annexures for the existing station for the relevant years.	N.A.
3	Copies of relevant loan Agreements	√
4	Copies of the approval of Competent Authority for the Capital Cost and Financial package.	√
	Copies of the Equity participation agreements and necessary approval for the foreign equity.	NA
6	Copies of the BPSA/PPA with the beneficiaries, if any	√

Sl. No.	Information/Document	Tick
7	Detailed note giving reasons of time and cost overrun, if applicable. List of supporting documents to be submitted: a. Detailed Project Report b. CPM Analysis c. PERT Chart and Bar Chart d. Justification for cost and time Overrun	√
8	Generating Company shall submit copy of Cost Audit Report along with cost accounting records, cost details, statements, schedules etc. for the Generating Unit wise /stage wise/Station wise/ and subsequently consolidated at Company level as submitted to the Govt. of India for first two years i.e. 2019-20 and 2020-21 at the time of mid-term true-up in 2012-22 and for balance period of tariff period 2019-24 at the time of final trueup in 2023-24.In case of initial tariff filing, the latest available Cost Audit Report should be furnished.	√
9	Any other relevant information, (Please specify)	NA
10	Reconciliation with Balance sheet of any actual additional capitalization and amongst stages of a generating station	NA
Note: Electronic copy of the petition (in words format) and detailed calculation as per these formats (in excel format) and any other information submitted shall also be furnished in the form of CD/Floppy disc.		

PART-II
FORM- 1

Summary Sheet

Name of the Petitioner : NORTH EASTERN ELECTRIC POWER CORPORATION LTD.
Name of the Generating Station : Kameng Hydro Power Station
Region - North Eastern Region
State - Arunachal Pradesh

Rs. in Lakh

S. No.	Particulars	17.06.20 to 30.6.20	01.07.20 to 21.01.21	22.01.21-11.02.21	12.02.21 -- 31.3.21	2021-22	2022-23	2023-24
1	2	3	4	5		6	7	8
1.1	Depreciation	259.87	10122.20	1666.84	5174.20	44529.02	44529.02	44529.02
1.2	Interest on Loan	359.96	13723.71	2243.36	6971.15	47011.90	42703.41	38386.21
1.3	Return on Equity [1]	293.92	11445.67	1884.41	5848.84	50341.32	50341.32	50341.32
1.4	Interest on Working Capital	21.09	716.92	110.50	348.39	2568.45	2543.66	2520.30
1.5	O & M Expenses	197.02	5222.96	681.11	2243.63	17874.75	18727.38	19620.67
	Total	**1131.86**	**41231.47**	**6586.23**	**20586.22**	**162325.44**	**158844.79**	**155397.52**

Note:
1 Details of calculations, considering equity as per regulation, to be furnished.

(Petitioner)

ANNEXURE - I

PART-II
FORM- 1(I)

Name of the Petitioner : NORTH EASTERN ELECTRIC POWER CORPORATION LTD.
Name of the Generating Station : Kameng Hydro Power Station

Statement showing claimed capital cost-(A+B)

Rs. in Lakh

S. No	Particulars	7.06.20 to 30.6.	.07.20 to 21.01.	.01.21-11.02.	.02.21 - 31.3.	2021-22	2022-23	2023-24
(1)	(2)	(3)	(4)	(6)			(7)	
1	Opening Capital Cost	24409.68	231110.17	448423.64	643721.24	839315.75	839315.75	839315.75
2	Add: Addition during the year/period	206700.49	217313.47	195297.60	195594.52	0.00	0.00	0.00
3	Less: Decapitalisation during the year/period	0.00	0.00	0.00	0.00	0.00	0.00	0.00
4	Less: Reversal during the year/period	0.00	0.00	0.00	0.00	0.00	0.00	0.00
5	Add: Discharges during the year/period	0.00	0.00	0.00	0.00	0.00	0.00	0.00
6	Closing Capital Cost	231110.17	448423.64	643721.24	839315.75	839315.75	839315.75	839315.75
7	Average Capital Cost	127759.93	339766.91	546072.44	741518.50	839315.75	839315.75	839315.75

Statement showing claimed capital cost eligible for R.o.E at normal rate (A)

` *in Lakh*

S. No	Particulars	7.06.20 to 30.6.	.07.20 to 21.01.	.01.21-11.02.	.02.21 - 31.3.	2021-22	2022-23	2023-24
(1)	(2)	(3)	(4)	(6)			(7)	
1	Opening Capital Cost	24409.68	231110.17	448423.64	643721.24	839315.75	839315.75	839315.75
2	Add: Addition during the year/period	206700.49	217313.47	195297.60	195594.52	0.00	0.00	0.00
3	Less: Decapitalisation during the year/period	0.00	0.00	0.00	0.00	0.00	0.00	0.00
4	Less: Reversal during the year/period	0.00	0.00	0.00	0.00	0.00	0.00	0.00
5	Add: Discharges during the year/period	0.00	0.00	0.00	0.00	0.00	0.00	0.00
6	Closing Capital Cost	231110.17	448423.64	643721.24	839315.75	839315.75	839315.75	839315.75
7	Average Capital Cost	127759.93	339766.91	546072.44	741518.50	839315.75	839315.75	839315.75

Statement showing claimed capital cost eligible for R.o.E at weighted average rate of interest on actual loan portfolio (B)

` *in Lakh*

S. No	Particulars	7.06.20 to 30.6.	.07.20 to 21.01.	.01.21-11.02.	.02.21 - 31.3.	2021-22	2022-23	2023-24
(1)	(2)	(3)	(4)	(6)			(7)	
1	Opening Capital Cost	NIL						
2	Add: Addition during the year/period							
3	Less: Decapitalisation during the year/period							
4	Less: Reversal during the year/period							
5	Add: Discharges during the year/period							
6	Closing Capital Cost							
7	Average Capital Cost							

(Petitioner)

Reconciliation				Rs. in Lakh
Capital cost incl.IDC,FC,FERV & Hedging Cos	680296.43	708793.00	812500.65	840841.59
Less: Undischarged Liability as per Form 16	7,211.58	1,525.84	3,654.89	1,525.84
Less: Difference between Form 11 Capital cost after apportionment and Form 11	441974.68	258843.52	165124.52	0.00
Capital Cost as per Form 1(I)	231110.17	448423.64	643721.24	839315.75

PART-II
FORM- 1(II)

Name of the Petitioner : **NORTH EASTERN ELECTRIC POWER CORPORATION LTD.**
Name of the Generating Station :Kameng Hydro Power Station

Statement showing Return on Equity at Normal Rate

Rs.in Lakh

S. No	Particulars	7.06.20 to 30.6.2	01.07.20 to 21.01.21	2.01.21-11.02.2	2.02.21 - 31.3.2	2021-22	2022-23	2023-24
1	2	3	4	6		7		
1	Gross Opening Equity (Normal)	7322.91	69333.05	134527.09	193116.37	251794.73	251794.73	251794.73
2	Less : Adjustment in Equity	0.00	0.00	0.00	0.00	0.00	0.00	0.00
3	Adjustment during the year	0.00	0.00	0.00	0.00	0.00	0.00	0.00
4	Net Opening Equity (Normal)	7322.91	69333.05	134527.09	193116.37	251794.73	251794.73	251794.73
5	Add : Increase due to addition during the year / period	62010.15	65194.04	58589.28	58678.35	0.00	0.00	0.00
6	Less : Decrease due to de-capitalisation during the year /	0.00	0.00	0.00	0.00	0.00	0.00	0.00
7	Less : Decrease due to reversal during the year / period	0.00	0.00	0.00	0.00	0.00	0.00	0.00
8	Add : Increase due to discharges during the year / period	0.00	0.00	0.00	0.00	0.00	0.00	0.00
9	Net closing Equity (Normal)	69333.05	134527.09	193116.37	251794.73	251794.73	251794.73	251794.73
10	Average Equity (Normal)	38327.98	101930.07	163821.73	222455.55	251794.73	251794.73	251794.73
11	Rate of ROE	19.99	19.99	19.99	19.99	19.99	19.99	19.99
12	Total ROE	293.92	11445.67	1884.41	5848.84	50341.32	50341.32	50341.32

(Petitioner)

Statement showing Return on Equity at Weighted Average Rate of Interest on Actual Loan Portfolio

Rs.in Lakh

S. No	Particulars	7.06.20 to 30.6.2	01.07.20 to 19.01.21	0.01.21-11.02.2	2.02.21 - 31.3.2	2021-22	2022-23	2023-24
1	2	3	4	6		7		
1	Gross Opening Equity [pertaining to Proviso to Regu	NIL						
2	Less : Adjustment in Equity							
3	Adjustment during the year							
4	Net Opening Equity							
5	Add : Increase in equity due to addition during the y							
6	Less : Decrease due to de-capitalisation during the year /							
7	Less : Decrease due to reversal during the year / period							
8	Add : Increase due to discharges during the year / period							
9	Net closing Equity [pertaining to Proviso to Regulat							
10	Average Equity [pertaining to Proviso to Regulation							
11	Rate of ROE (weighted average rate of interest on a							
12	Total ROE							

Note:
1. Adjustment of equity as perProviso to Regulation 18(3) of 2019 Tariff Regulations.
2. With respect to Equity infusion, the Generating Company is required to substantiate with supporting documents such as boards resoluton,

(Petitioner)

नॉर्थ ईस्टर्न इलेक्ट्रिक पावर कॉर्पोरेशन नई दिल्ली NEEPCO New Delhi North Eastern Electric Power Corporation

PART-II
FORM-2

Details of COD, Type of Hydro station, Normative Annual Plant Availability Factor (NAPAF) & Other normative parameters considered for tariff calculation

Name of the Petitioner : **NORTH EASTERN ELECTRIC POWER CORPORATION LTD.**
Name of the Generating Station : **Kameng Hydro Power Station**

Year ending March

	Particulars	Unit	2020-21
	(1)	(2)	(3) (4)
1	Installed Capacity	MW	4X150 = 600 MW
2	Free power to home state	%	12%
3	Date of commercial operation (actual/anticipated)		
	Unit - 1		17.06.2020
	Unit - 2		01.07.2020
	Unit - 3		22.01.2021
	Unit - 4		12.02.2021
4	Type of Station		
	a) Surface / underground		Semi Surface(Semi underground)
	b) Purely ROR / Pondage / Storage		ROR with Pondage
	c) Peaking / non-peaking		Peaking
	d) No. of hours of peaking		4(Four)
	e) Overload capacity (MW) & period		150MW each
5	Type of excitation		10%-660MW
	a) Rotating exciters on generator		——
	b) Static excitation		Static
6	Design Energy (Annual) [1]	MU	3353MU
7	Auxiliary Consumption including Transformation losses	%	1%
8	Normative Plant Availability Factor (NAPAF)		New Station
9.1	Maintenance Spares for WC	% of O&M	4(Four)%
9.2	Receivables for WC	in Months	
9.3	Base Rate of Return on Equity	%	
9.4	Tax Rate [2]	%	
9.5	Effective Tax Rate [4]		17.472
9.6	SBI Base Rate + 350 basis points as on ---------- [3]	%	11.25%

1. Month wise 10 - day Design energy figures to be given separately with the petition.
2. Tax rate applicable to the company for the year FY 2020 -21 should also be furnished.
3. Mention relevant date
4. Effective tax rate is to be computed in accordance with Regulation 25 i.e. actual tax (or advance tax)/ gross income, where gross income refers the profit before tax.

(Petitioner)

PART-II
FORM- 3

Salient Features of Hydroelectric Project

Name of the Petitioner: M/s North Eastern Electric Power Corporation Limited
Name of the Generating Station: Kameng Hydro Power Station

1. Location	
State/Dist.	Arunachal Pradesh/ West Kameng District
River	Bichom & Tenga river
2. Diversion Tunnel	
Size, shape	8.0 m diameter, modified horse shape
Length (M)	368.32 m
3. Dam	
a) Bichom Dam	
Type	Concrete Gravity
Maximum dam height (M)	69.0 m
b) Tenga Dam	
Type	Concrete Gravity
Maximum dam height (M)	24.50 m
4. Spillway	
a) Bichom Dam	
Type	Ogee shaped concrete spillway with 6 nos. radial gates of size 9 m X 11.80 m
Crest level of spillway (M)	EL 735 m
b) Tenga Dam	
Type	Flat apron concrete spillway with 2 nos. radial gates of size 14 m X 14 m
Crest level of spillway (M)	EL 756 m
5. Reservoir	
a) Bichom Dam	
Full Reservoir Level (FRL) (M)	770 m (a.s.l)
Minimum Draw Down Level (MDDL) (M)	764.50 m (a.s.l)
Live storage (MCM)	5.718 MCM
b) Tenga Dam	
Full Reservoir Level (FRL) (M)	770 m (a.s.l)
Minimum Draw Down Level (MDDL) (M)	763 m (a.s.l)
Live storage (MCM)	0.5 MCM
6. De-silting Chamber	
Type	NA
Number and Size	NA
Particle size to be removed(mm)	NA
7. Head Race Tunnel	
Size and type	6.7 m dia. Modified Horse Shoe, Concrete lining
Length (M)	14.527 km
Design discharge(Cumecs)	140 cumec
8. Surge Shaft	
Type	Restricted orifice type surge shaft located at the end of Low Pressure Tunnel
Diameter (M)	25 m
Height (M)	71.35 m (including 9.35 m height of orifice)
9. Penstock/Pressure shafts	
Type	Combination of underground-overground-underground steel lined pressure tunnel
Diameter & Length (M)	1 no. of 5.3 m dia. of length 601.10 m taking off from surge tank, bifurcating into 3.75 m dia. (at valve house) of lengths 1415.813 m & 1415.497 m and then each bifurcating into 2.65 m dia. Of length 52.15 m each to feed units.
10. Power House	
Installed capacity (No of units x MW)	4 x 150 MW
Type of turbine	Francis Turbine
Rated Head(M)	492.75 m
Rated Discharge(Cumecs)	140 cumec (35 cumec per unit)
Head at Full Reservoir Level (M)	536.00 m
Head at Minimum Draw down Level (M)	530.50 m
MW Capability at FRL	600 MW
MW Capability at MDDL	168.86 MW
11. Tail Race Tunnel/Channel	
Diameter (M) , shape	Open Channel with width 65 m
Length (M)	49.50 m
Minimum tail water level (M)	233.59 m
12. Switchyard	
Type of Switch gear	SF6 type Circuit Breakers and combination of Pantograph & Horizontal Circuit Breaker (HCB) Isolators
No. of generator bays	4 Nos
No. of Bus coupler bays	1 No
No. of line bays	2 Nos
Efficiency (overall) Turbine and Generator	92.98%

Note: Specify limitation on generation during specific time period(s) on account of restrictions on water use due to

(Petitioner)

North Eastern Electric Power Corporation Limited New Delhi NEEPCO

PART - I
FORM - 4

Details of Foreign Loans

(Details only in respect of loans applicable to the project under petition)

Name of the Petitioner : NORTH EASTERN ELECTRIC POWER CORPORATION LTD.
Name of the Generating Station : Kameng Hydro Power Station
Exchange Rate at COD or 31.03.2004, whichever is later _____
Exchange Rate as on 31.03.2014 _____

Sl	Financila Year (Starting from	Year 1				Year 2				Year 3 and so on			
	1	2	3	4	5	6	7	8	9	10	11	12	13
		Date	*Amount (Foreign Currency)*	*Relevant Exchange Rate*	*Amount (` inLakh)*	*Date*	*Amount (Foreign Currency)*	*Relevant Exchange Rate*	*Amount (` inLakh)*	*Date*	*Amount (Foreign Currency)*	*Relevant Exchange Rate*	*Amount (` inLakh)*
	Currency1[1]												
A.1	At the date of Drawal or at the beginning to the year of the period[2]												
2	Scheduled repyment date of principal												
3	Scheduled repyment date of interest												
4	At the end of the Financial Year												
B	In case of Hedging[3]												
1	At the date of Hedging												
2	Period of Hedging												
3	Cost of Hedging												
	Currency3[1] and so on												
A. 1	At the date of Drawl[2]												
2	Scheduled repyment date of principal												
3	Scheduled repyment date of interest												
4	At the end of the Financial Year												
B	In case of Hedging[3]												
1	At the date of Hedging												
2	Period of Hedging												
3	Cost of Hedging												

Not applicable

1. Name of the currency to be mentioned e.g. US$, DM,etc
2. In case of more than one drawl during the year, Exchange rate at the date of each drawl to be given
3. Furnish details of hedging, In case of more than one hedging during the year or part hedging, details of each hedging are to be given
4. Tax (such as withholding tax) details as applicable including change in rates, date from which change effective etc. must be clearly indicated.

PART-II
FORM-5A

Abstract of Capital Cost Estimates and Schedule of Commissioning for the New Projects

Name of the Petitioner : NORTH EASTERN ELECTRIC POWER CORPORATION LTD.
Name of the Generating Station : Kameng Hydro Power Station

New Projects
Capital Cost Estimates

Board of Director/Agency approving the Capital cost estimates:	Ministry of Power(MoP),Govt of India.				Remarks
Date of Approval of the Capital cost estimates	12/2/2004				
	Present Day Cost (in Rs. Lakh)	**Present Day Cost (in Rs. Lakh)**	**Present Day Cost (in Rs. Lakh)**	**Completed Cost (in Rs.Lakh)**	
Price level of approved estimates	Projected analysis as on 17.06.2020 -UNIT-I	Projected analysis as on 17.07.2020 -UNIT-II	Projected analysis as on 22.01.2021 -UNIT-III	Projected analysis as on 12.02.2021 -UNIT-IV	
March 2004 for Rs.249690.43 Lakh	680296.43	708793.00	812500.65	840841.59	
Foreign Exchange rate considered for the Capital cost estimates	NIL				
Capital Cost excluding IDC, IEDC & FC					
Foreign component, if any (In Million US$ or the relevant Currency)					
Domestic Component (Rs. Lakh)					
Capital cost excluding IDC, IEDC FC, FERV & Hedging Cost (Rs. Lakh)	346765.22	361237.80	412516.55	425400.99	
IDC, IEDC, FC, FERV & Hedging Cost					
Foreign component, if any (In Million US$ or the relevant Currency)					
Domestic Component (Rs. Lakh)					
Total IDC, IEDC, FC, FERV & Hedging Cost (Rs. Lakh)	333531.21	347555.20	399984.10	414440.60	
Rate of taxes & duties considered					
Capital Cost Including IDC, IEDC, FC, FERV & Hedging Cost					
Foreign component, if any (In Million US$ or the relevant Currency)					
Domestic Component (Rs. Lakh)					
Capital cost including IDC, IEDC & FC (Rs. Lakh)	680296.43	708793.00	812500.65	840841.59	
Schedule of Commissioning as per investment approval					
Scheduled COD of Unit - I	Wednesday, June 17, 2020				
Scheduled COD of Unit - II		Wednesday, July 01, 2020			
Scheduled COD of Unit-III			Friday, January 22, 2021		
Scheduled COD of Unit-IV				Friday, February 12, 2021	
Scheduled COD of last Unit / Station					

Note:

1. Copy of approval letter should be enclosed
2. Details of Capital Cost are to be furnished as per FORM-5B or 5C as applicable
3. Details of IDC & Financing Charges are to be furnished as per FORM-14

(Petitioner)

Break-up of Capital Cost for New Hydro Power Generating Station

Name of the Petitioner : NORTH EASTERN ELECTRIC POWER CORPORATION LTD.
Name of the Generating Station : Kameng Hydro Power Station

(amount in rs Lakh)

Sl. No. (1)	Break Down (2)	Original Cost as approved by Authority/ Investment Approval (3)	Actual Capital Expenditure as on 17.06.2020 (4)-UNIT-I	Actual Capital Expenditure for UNIT-II- as on 01.07.2020 (5)	Actual Capital Expenditure for UNIT-III-as on 22.01.2021 (6)	Actual Capital Expenditure for UNIT-UNIT-IV-as on 12.02.2021 (7)	Liabilities/ Provisions (8) -UNIT-I	Liabilities/ Provisions (9) -UNIT-II	Liabilities/ Provisions (10) -UNIT-III	Liabilities/ Provisions (11) -UNIT-IV	Variation (12=3-4-8) - UNIT-I	Variation (13=3-5-9) - UNIT-II	Variation (14=3-6-10) - UNIT-III	Variation (15=3-7-11)- UNIT-IV	Reasons for Variation (16)
1.0	**Infrastructure Works**														Enclosed in Annexure -I
1.1	Preliminary including Development	1558.00	56.85	56.85	56.85	56.85					1501.15	1501.15	1501.15	1501.15	
1.2	Land* (FOREST LAND (RIGHT TO USE)	511.92	1957.97	1957.97	1957.97	1957.97					-5318.54	-5318.54	-5318.54	-5318.54	
1.3	R&R expenditure (Land)		3872.49	3872.49	3872.49	3872.49					-613.22	-613.22	-613.22	-613.22	
1.4	Buildings	6993.75	5219.83	5219.83	5219.83	5219.83	0.00	0.00	0.00	0.00					
1.5	Township		2383.92	2383.92	2383.92	2383.92	3.21	3.21	3.21	3.21					
1.6	Maintenance	1431.01	3,475.17	3475.17	3475.17	3475.17	0.00	0.00	0.00	0.00	(2044.16)	(2044.16)	(2044.16)	(2044.16)	
1.7	Tools & Plants	1782.81	1517.23	1517.23	1517.23	1517.23	0.00	0.00	0.00	0.00	265.58	265.58	265.58	265.58	
1.8	Communication	22038.94	18300.25	19096.40	21968.88	22758.82	69.80	69.80	69.80	69.80	3668.89	2872.75	0.26	(789.68)	
1.9	Environment & Ecology	6723.5	10518.22	10964.87	12513.28	12938.92		0.00	0.00	0.00	(3794.72)	(4241.37)	(5789.78)	(6215.42)	
1.10	Losses on stock	357.75						0.00	0.00	0.00	357.75	357.75	357.75	357.75	
1.11	Receipt & Recoveries	-302.37						0.00	0.00	0.00	(302.37)	(302.37)	(302.37)	(302.37)	
1.12	Miscellaneous	3324.00	3692.36	3692.36	3692.36	3692.36	0.00	0.00	0.00	0.00	(368.36)	(368.36)	(368.36)	(368.36)	
1.13	**Total (Infrastructure Works)**	44419.31	50994.30	52237.10	56657.99	57873.57	73.01	73.01	73.01	73.01	(6648.00)	(7890.80)	(12311.69)	(13527.27)	
2.0	**Major Civil Works**											0.00			
2.1	Dam, Intake & De-silting Chambers	45307.63	237673.22	237673.22	269811.34	269811.34	5600.64	5600.64	7729.69	7729.69	(197966.23)	(197966.23)	(232233.40)	(232233.40)	
2.2	HRT, TRT, Surge Shaft & Pressure shafts														
2.3	Power Plant civil works	68760.33	22403.13	22403.13	22403.13	22403.13	12.10	12.10	12.10	12.10	46345.10	46345.10	46345.10	46345.10	
2.4	Other civil works (to be specified)														
2.5	**Total (Major Civil Works)**	114067.96	260076.35	260076.35	292214.47	292214.47	5612.74	5612.74	7741.79	7741.79	(151621.13)	(151621.13)	(185888.30)	(185888.30)	
3.0	**Hydro Mechanical Equipments**														
4.0	**Plant & Equipment**	56921.93	35694.57	48924.36	63644.08	76312.94	1525.84	3051.67	4577.51	6103.34	19701.52	4945.90	(11299.65)	(25494.35)	
4.1	Initial spares of Plant & Equipment														
4.2	**Total (Plant & Equipment)**	56921.93	35694.57	48924.36	63644.08	76312.94	1525.84	3051.67	4577.51	6103.34	19701.52	4945.90	(11299.65)	(25494.35)	
5.0	**Taxes and Duties**														
5.1	Custom Duty	Inclusive above	Inclusive above	Inclusive above	Inclusive above										
5.2	Other Taxes & Duties														
5.3	**Total Taxes & Duties**														
6.0	**Construction & Pre- Commissioning Expenses**														
6.1	Erection, testing & commissioning														
6.2	Construction Insurance														
6.3	Site supervision														
6.4	**Total (Const. & Pre- Commissioning Expenses)**														
7.0	**Overheads**														
7.1	Establishment	9371.95	112424.05	117151.14	134823.45	139696.34	0.00	0.00	0.00	0.00	(103052.10)	-107779.19	-125451.50	-130324.39	
7.2	Design & Engineering														
7.3	Audit & Accounts														
7.4	Contingency														
7.6	**Total (Overheads)**	9371.95	112424.05	117151.14	134823.45	139696.34	0.00	0.00	0.00	0.00	(103052.10)	(107779.19)	(125451.50)	(130324.39)	
8.0	**Capital cost without IDC, FC, FERV & Hedging Cost**														
9.0	**IDC, FC, FERV & Hedging Cost**														
9.1	Interest During Construction (IDC)	24909.00	221107.17	230404.06	265160.64	274744.26					-196198.17	-205495.06	-240251.64	-249835.26	
9.2	Financing Charges (FC)														
9.3	Foreign Exchange Rate Variation (FERV)														
9.4	Hedging Cost														
9.5	**Total of IDC, FC, FERV & Hedging Cost**	**24909.00**	**221107.17**	**230404.06**	**265160.64**	**274744.26**	**0.00**	**0.00**	**0.00**	**0.00**	**-196198.17**	**-205495.06**	**-240251.64**	**(249835.26)**	
10.0	**Capital cost including IDC, FC, FERV & Hedg**	**249690.14**	**680296.43**	**708793.00**	**812500.65**	**840841.59**	**7211.58**	**8737.42**	**12392.31**	**13918.14**	**(437817.87)**	**(467840.27)**	**(575202.80)**	**(605069.57)**	

** Provide details of Freehold land, Lease hold land and Land under reservoir separately*

Note:

1. In case of cost variation, a detailed note giving reasons of such variation should be submitted clearly indicating whether such cost over run was beyond the control of the generating company.
2. In case of both time & cost overrun, a detailed note giving reasons of such time and cost over-run should be submitted clearly bringing out the agency responsible and whether such time and cost overrun was beyond the control of the generating company.
3. The implication on cost due to time over run, if any shall be submitted separately giving details of increase in prices in different packages from scheduled COD to Actual COD / anticipated COD, increase in IEDC from scheduled COD to actual COD/anticipated COD and increase of IDC from scheduled COD to actual/anticipated COD.
4. Impact on account of each reason for Time over run on Cost of project should be quantified and substantiated with necessary documents and supporting workings.
5. A list of balance work assets/work wise including initial spare on original scope of works along with estimate shall be furnished positively.

Petitioner

*Details of Land:	Unit-I & II	Unit-III & IV
FOREST LAND (RIGHT TO USE)	1516.91	1516.91
FOREST LAND (R&R EXPENDITURE)	3872.49	3872.49
FREEHOLD LAND	441.06	441.06
TOTAL	5830.46	5830.46

PART-II
FORM-5C

Break-up of Capital Cost for Plant & Equipment (New Projects)

Name of the Petitioner : NORTH EASTERN ELECTRIC POWER CORPORATION LTD.
Name of the Generating Station : Kameng Hydro Power Station

(Amount in Rs.Lakh)

Sl. No. (1)	Break Down (2)	Original Cost as approved by Authority / Investment Approval (1)	Cost on Actual / anticipated COD (1)	Variation	Reasons for Variation *
		Total Cost	Total Cost	(3)	(4)
1	Preliminary (Annexure - I) (a:-Consultancy + b:- Model Test + c:- Construction Power(i):- Construction Power arrangement	9,548.21	76312.94	-19,391.01	The increase is mainly due to changes in capacity / specification during detail design and engineering. Penstock Butterfly valve and Shunt Reactor have been introduced as per design requirement. Besides, expenditure towards Price Escalation also resulted in the increase in cost. Further, NPV of Rs 1.46 crore was paid towards forest land diverted by MOEF, GOI for laying 132 kv Tenga-Buragaon-Bichom Transmission Line.
	c:- Construction Power(ii):- Power Supply				
	Total Preliminary				
2	Generating Plant & Equipment				
	Generator, Turbine & Accessories (Annexure-II)	27,237.87			
	Auxiliary Electrical Equipment for Power Station (Annexure - III)	6,366.27			
	Auxiliary Equipment & Services for Power Station (Annexure - IV)	1,461.11			
	Central Sales Tax @ 4% on 2 [a], [b] & [c]	1,402.61			
	Entry Tax @ 4% (New Tax at Ar. Pradesh)	-			
	Transportation, Handling & Insurance Charges	2,103.92			
	Erection & Commissioning Charges	2,805.22			
	(Total Generating Plant & Equipment)	41,377.00			
3	Switchyard				
	Substation Equipment & Auxiliary Equipment & Services for Switchyard	2,358.90			
	Central Sales Tax @ 4% on 3 [a]	94.36			
	Entry Tax @ 4% (New Tax at Ar. Pradesh)	-			
	Transportation, Handling & Insurance Charges	141.53			
	Erection & Commissioning Charges	188.71			
	(Total Substation Equipment & Auxiliary Equipment & Services for SY	2,783.49			
4	Total (Item 1 + 2 + 3)	53,708.71			
5	Establishment @ 6% of Item 4 (Excluding Preliminary)	2,649.63			
6	Audit & Accounts Charges @ 1% of 4 & 5 above	563.58			
7	Service Tax on E&C				
	GRAND TOTAL	**56,921.93**	76312.94	-19391.01	

Note:
In case of cost variation, a detailed note giving reasons of such variation should be submitted clearly indicating whether such cost over run was beyond the control of the generating company.

Petitioner

नॉर्थ ईस्टर्न इलेक्ट्रिक पावर कॉर्पोरेशन नई दिल्ली NEEPCO New Delhi North Eastern Electric Power Corporation

Page:

Break-up of Construction/Supply/Service packages

Name of the Petitioner : **NORTH EASTERN ELECTRIC POWER CORPORATION LTD.**
Name of the Generating Sta **Kameng Hydro Power Station**

1	Name/No. of Construction/Supply/Service Package	Package I	Package II	Package III	Package IV	Package V	Package VI	Package VII	Total Cost of all packages
2	Scope of works[1] (in line with head of cost break-ups as applicable)	Consists of Bichom Dam, HR Tunnel of length 4.40 Km	Consists of Tenga Dam, HR Tunnel of length 7.20 Km	Consists of Power House, HR Tunnel of length 2.90 Km, Pressure Tunnel of 3.6 Km	Design, Manufacture, Supply, Testing & Erection of all the gates required to control the water at Bichom Dam, Tenga Dam & Power house and steel penstocks for the High Pressure Tunnel	Supply, fabrication & erection of Turbine, Generator etc awarded to M/s BHEL required for power house.	Supply & Erection of Switch yard	Supply and erection of Transformer	
3	**Whether awarded through ICB/DCB/Departmentally/Deposit Work**	Available with C&P Wing,Shillong							
4	**No. of bids received**								
5	**Date of Award**	3.12.2004	3.12.2004	3.12.2004	3.12.2004	3.12.2004	6.1.2009	28.3.2008	
6	**Date of Start of work**	3.12.2004	3.12.2004	3.12.2004	3.12.2004	3.12.2004	6.1.2009	28.3.2008	
7	**Date of Completion of Work/Expected date of completion of work**	18.03.2020	30.05.2019	30.10.2019	10.03.2018	13.03.2018	28.02.2018	13.03.2018	
8	**Value of Award[2] in (Rs. Lakh)**	14381.03	11639.66	13165.12	23623.29	28159.55	5479.97	6480.59	
9	**Firm or With Escalation in prices**	With Escalation	With Escalation	With Escalation	With Escalation	With Escalation	With Escalation	With Escalation	
10	**As per project expenditure up to 12.02.2021(Rs.Lakh)**	448872.53				117224.80			**566097.33**
11	**Taxes & Duties and IEDC (Rs. Lakh)**	Inclusive with the Package cost							
12	**IDC, FC, FERV & Hedging cost (Rs. Lakh)**	274744.26							274744.26
13	**Sub-total (10 + 11 + 12) (Rs. Lakh)**	840841.59							840841.59

Note:
1. If there is any package, which need to be shown in Indian Rupee and foreign currency (ies), the same should be shown separately along with the currency, the exchange rate and the date.

(Petitioner)

PART-II
FORM-5Ei

In case there is cost over run

Name of the Petitioner : NORTH EASTERN ELECTRIC POWER CORPORATION LTD.
Name of the Generating Station : Kameng Hydro Power Station

Sl. No.	Break Down	Original Cost (Rs. Lakh) as approved by the Board	Cost (Rs. Lakh)-as on 17.06.20-UNIT-I	Cost (Rs. Lakh)-as on 01.07.20-UNIT- II	Cost (Rs. Lakh)-as on 22.01.21-UNIT-III	Cost (Rs. Lakh)-as on 12.02.21-UNIT-IV	Difference	Reason for Variation (Please submit supporting computations and documents wherever applicable)	Increase in soft cost due to increase in hard cost
		Total Cost	Total Cost	Total Cost	Total Cost	Total Cost	Total Cost		
1	Infrastructure Works								
1.1	Preliminary including Development	1558	56.85	56.85	56.85	56.85	1501.15	The increase is mainly due to the cost of design consultancy services for providing detailed design and engineering for different structures of the projects. The cost for the services was finalized based on the International Competitive Bidding.	
1.2	Land* (FOREST LAND (RIGHT TO USE)	509.06	1957.97	1957.97	1957.97	1957.97	-1448.91	Increase due to appreciation in the cost of compensation determined by the Land Acquisition Officer, Government of Arunachal Pradesh apart from acqiuisition of additional quarry land.	
1.3	R&R expenditure (Land)	2.86	3872.49	3872.49	3872.49	3872.49	-3869.63	The increase is due to increase in cost of R&R works.	
1.4	Buildings	6993.75	7603.75	7603.75	7603.75	7603.75	-610.00	The main reason explaining the increase in the cost is the lesser plinth area rate taken in the sanctioned cost as compared to the rate of execution. This increase is due to considerable increase in the cost of building material and labour during execution of project. Further the increase is also inclusion of new items at project site like building for communication facilities, Megazine and field hostel/office at Guwahati.	
1.5	Miscellaneous	3324	3692.36	3692.36	3692.36	3692.36	-368.36	The expenditure under this head covered the capital cost and maintenance of miscellaneous works such as running and maintenance of vehicles, offices, water supply, colony etc.	
1.6	Maintenance	1431.01	3475.17	3475.17	3475.17	3475.17	-2044.16	The expenditure under this head covered maintenance of all the works during the execution of the project.	
1.7	(i) Tools & Plants	1566.26	1517.23	1517.23	1517.23	1517.23	265.58	The increase which is mainly due to inadequate provision of equipment in original estimate.	
	(ii) Special T&P	216.55							
1.8	Communication	22038.94	18300.25	19096.40	21968.88	22758.82	-719.88	The increase under this head is mainly due to the increase in cost of material and labour during execution of project. Further there is increase in cost in deposit work awarded to BRTF against construction of bridges & roads and their improvement at an amount higher than the amount approved by CCEA Further there is increase in cost for improvement of existing road and other approach roads, culvert etc.	
1.9	Environment & Ecology	6553.49	10518.22	10964.87	12513.28	12882.92	-6329.43	The increase was mainly due to revision of cost of implementation of CAT Plan from by GoAP as per prevailing cost norms and approved cost index.	
1.1	Plantation	170				56	114	Due to over provision in the DPR	
1.11	Losses on stock								
1.12	Receipt & Recoveries								
1.13	Total (Infrastructure works)	44364.36	50994.30	52237.10	56657.99	57873.57	-13509.65		
2	Major Civil Works								
2.1	Dam, Intake & De-silting Chambers								
2.1.1	HRT, TRT, Surge Shaft & Pressure shafts	45445.62	237673.22	237673.22	269811.34	269811.34	-224365.72	There is increase in cost due to execution of new items like construction sluices in Bichom Dam, Tenga Drop Shaft and extra works including transportation of quarry materials from Government designated quarries, due to poor geology encountered in tunnel excavation. Rocks encountered during tunnel excavation was mostly of Class-IV type for which preventive measures such as advanced ground stabilization method, PU/micro fine cement grouting etc. were resorted to. Extra work items were executed to restore the damaged work fronts due to collapses/flooding.	
2.1.4	Total	45445.62	237673.22	237673.22	269811.34	269811.34	-224365.72		

Sl. No.	Break Down	Original Cost (Rs. Lakh) as approved by the Board	Cost (Rs. Lakh)-as on 17.06.20-UNIT-I	Cost (Rs. Lakh)-as on 01.07.20-UNIT- II	Cost (Rs. Lakh)-as on 22.01.21-UNIT-III	Cost (Rs. Lakh)-as on 12.02.21-UNIT-IV	Difference	Reason for Variation (Please submit supporting computations and documents wherever applicable)	Increase in soft cost due to increase in hard cost
		Total Cost	Total Cost	Total Cost	Total Cost	Total Cost	Total Cost		
2.2	Power Plant civil works	68622.2	22403.13	22403.13	22403.13	22403.13	46219.07	The increase is mainly Due to re-engineering by NEEPCO as per site requirement, there was increase in quantity of excavation of power house. Due to poor geology, power house location was shifted by 2000 m downstream, penstock profile changed from fully underground to partly underground and partly over ground and Tail Race Tunnel changed to Tail Race Channel. Additional work like micro piling, flood protection wall, cladding wall have been introduced in Power House. Expenditure under factors like Price Escalation & Statutory Levies have also resulted in the increase in cost under this head.	
2.2.5	Total	68760.33	22403.13	22403.13	22403.13	22403.13	46219.07		
2.5	Total (Major Civil Works) (2.1.4+2.2.5)	114067.82	260076.35	260076.35	292214.47	292214.47	-178146.65		
3	Hydro Mechanical equipments								
4	Plant & Equipment								
4.1	Supply, fabrication & erection of Turbine, Generator etc; Supply & Erection of Switch yard and Supply and erection of Transformer							The increase is mainly due to changes in capacity / specification during detail design and engineering. Penstock Butterfly valve and Shunt Reactor have been introduced as per design requirement. Besides, expenditure towards Price Escalation also resulted in the increase in cost. Further, NPV of Rs 1.46 crore was paid towards forest land diverted by MOEF, GOI for laying 132 kv Tenga-Buragaon-Bichom Transmission Line. However, there is decrease in cost due to waive off of Excise Duty for Kameng HEP as per the relevant guidelines of Govt. of India.	
4.1.1	Preliminary	56921.92	35694.57	48924.36	63644.08	76312.94	-19391.02		
4.1.2	Generating Plant & Equipment								
4.1.3	Switchyard								
4.1.4	Others like Estt ,Audit charge etc.								
4.2	Total (Plant & Equipment)	56921.93	35694.57	48924.36	63644.08	76312.94	-19391.02		
5	Taxes and Duties								
5.1	Custom Duty								
5.2	Other taxes & Duties								
5.3	Total Taxes & Duties								

Sl. No.	Break Down	Original Cost (Rs. Lakh) as approved by the Board of Members	Cost (Rs. Lakh)-as on 17.06.20-UNIT-I	Cost (Rs. Lakh)-as on 01.07.20-UNIT- II	Cost (Rs. Lakh)-as on 22.01.21-UNIT-III	Cost (Rs. Lakh)-as on 12.02.21-UNIT-IV	Difference	Reason for Variation (Please submit supporting computations and documents wherever applicable)	Increase in soft cost due to increase in hard cost
		Total Cost	Total Cost	Total Cost	Total Cost	Total Cost	Total Cost		
6	Construction & Pre-commissioning expenses								
6.1	Erection, testing & commissioning								
6.2	Construction Insurance								
6.3	Site supervision								
6.4	Total (Const. & Pre-commissioning)								
7	Overheads								
7.1	Establishment							The increase in salary and wage revision w.e.f 01.01.1997 which was implemented in October, 2003 & September, 2006 had also contributed to increase in establishment cost. Periodical increase in Dearness Allowances and Annual increment given to the employees as per prevailing GOI policy have also attributed to the cost overrun in the establishment cost.	
7.2	Design & Engineering								
7.3	Audit & Accounts	9427.32	112424.05	117151.14	134823.45	139696.34	-130269.02		
7.4	Contingency								
7.5	Rehabilitation & Resettlement								
7.6	Total (Overheads)	9427.32	112424.05	117151.14	134823.45	139696.34	-130269.02		
8	Capital Cost without IDC, FC, FERV & Hedging Cost								
9	IDC, FC, FERV & Hedging Cost								
9.1	Interest During Construction (IDC)	24909.00	221107.17	230404.06	265160.64	274744.26	-249835.26	This is due to increase in Principal amount/Capital cost and rescheduling of the commissioning of the Project. NEEPCO informed the Committee that the entire increase in cost of IDC & FC has occurred beyond the approved time cycle of the project.	
9.2	Financing Charges (FC)								
9.3	Foreign Exchange Rate Variation (FERV)								
9.4	Hedging Cost								
9.5	Total of IDC, FC, FERV & Hedging Cost	24909.00	221107.17	230404.06	265160.64	274744.26	-249835.26		
10	Capital cost including IDC, FC, FERV & Hedging Cost	249690.43	680296.43	708793.00	812500.65	840841.59	-591151.16		

*** Submit details of Freehold and Lease hold land.**

Note: Impact on account of each reason for Cost overrun should be quantified and substantiated with necessary documents and supporting workings.

*Details of Land:	Unit-I & II	Unit-III & IV
FOREST LAND (RIGHT TO USE)	1516.91	1516.91
FOREST LAND (R&R EXPENDITURE)	3872.49	3872.49
FREEHOLD LAND	441.06	441.06
TOTAL	**5830.46**	**5830.46**

(Petitioner)

PART-II
FORM-5Eii

In case there is time over run

Name of the Petitioner : **NORTH EASTERN ELECTRIC POWER CORPORATION LTD.**
Name of the Generating Station : **Kameng Hydro Power Station**

S. No.	Description of Activity/Works/Service	Original Schedule (As per Planning)		Actual Schedule (As per Actual)		Time Over-Run	Reasons for delay	Other Activity affected (Mention Sr No. of activity affected)
		Start Date	Completion Date	Actual Start Date	Actual Completion Date	Months		
1	Acquisition of Land						Enclosed as Annexure I	
2	Bichom Dam ,Spillway ,HRT and Diversion Tunnel	3.12.2004	2.03.2009	3.12.2004	12/27/2020	(193-60)=133		—
3	Tenga Dam, Spillway, HRT	3.12.2004	2.03.2009	3.12.2004	9/30/2019	(178-60)=118		—
4	Power House, TRC,	3.12.2004	2.03.2009	3.12.2004	10/30/2019	(179-60)=119		—
5	SS Gate, DT Gate, Intake Gate, TRCM, Drop Shaft Gate, Steel Liner etc	3.12.2004	2.03.2009	3.12.2004	2/6/2021	(194-60)=134		Activity affected due to delay in sl. No 2,4 & 5
6	Generator Equipment , Aux Equip.	3.12.2004	2.6.2009	3.12.2004	2/16/2021	(194-60)=134		Activity affected due to delay in sl. No 5 & 6
7	Switch Yard Equipment	6.1.2009	5.1.2011	6.1.2009	2/12/2021	(145-60)=85		—
8	Transformer	28.3.2008	27.7.2010	28.3.2008	2/12/2021	(154-60)=94		—

1 Delay on account of each reason in case of time overrun should be quantified and substantiated with necessary documents and supporting workings.
2 Indicates the activies on critical path.

(Petitioner)

PART-I
FORM- 6

Financial Package upto COD

Name of the Petitioner : NORTH EASTERN ELECTRIC POWER CORPORATION LTD.
Name of the Generating Station :Kameng Hydro Power Station
Estimated Project Cost as on COD :
Estimated Date of Commercial Operation of the Station :

(Amount in lacs)

	Financial Package as Approved		Financial Package as on Station COD		As Admitted on COD	
	Currency and Amount		Currency and Amount		Currency and	
1	*2*	*3*	*4*	*5*	*6*	*7*
1. PSU Bonds:						
XIVth series			182,989.92			
XVth series			54,025.83			
XVIth series			60,000.00			
XVIIIth series			16,955.02			
XIXth series			30,000.00			
XXth series			30,000.00			
XXIth series			15,000.00			
XXIIth series			50,000.00			
Canara Bank - Medium Term Loan			50,000.00			
PNB - Corporate Term Loan			50,000.00			
Total Debt:	**174,783.00**		**538,970.77**			
Equity:						
Foreign						
Domestic	74,907.00		87,170.00			
Internal Resources			188,960.13			
Total Equity:	**74,907.00**		**276,130.13**			
Debt: Equity Ratio	**70 : 30**		**66 : 34**			

Note: Internal resources are based on Capex shown in Financial Progress Report as on 31.12.2020.

Form-7

Details of Project Specific Loans

Name of the Company : NORTH EASTERN ELECTRIC POWER CORPORATION LTD.
Name of the Generating Station : Kameng Hydro Power Station

(Amount in Lacs)

Particulars	Term loan No.78202005
Source of Loan	Power Finance Corporation Ltd
Currency	INR
Amount of Loan sanctioned	223,968.00
Amount of Gross Loan drawn upto COD	178,279.25
Interest Type	Floating
Fixed Interest Rate, if applicable	Lending rate prevailling at the time of drawal with a interest reset at the end of every 3 years
Base Rate, if Floating Interest	N.A.
Margin, if Floating Interest	
Are there any Caps/Floor	N.A.
If above is yes,specify caps/floor	N.A.
Moratorium Period	
Moratorium effective from	26-Jul-05
Repayment Period	15 years
Repayment effective from	10-Oct-17
Repayment Frequency	Quarterly
Repayment Instalment	2971.32
Base Exchange Rate	N.A.

Note: The PFC loan was fully prepaid on 1st October , 2014.

Details of Allocation of corporate loans to various projects

Name of the Petitioner : NORTH EASTERN ELECTRIC POWER CORPORATION LTD.
Name of the Generating Station : Kameng Hydro Power Station

Particulars	Loan 1	Loan 2	Loan 3	Loan 4
Source of Loan	PSU Bonds-XVIIth Series (2nd Tranche)	PSU Bonds-XIVth Series	PSU Bonds-XVth Series	PSU Bonds-XVIth Series
Currency	INR	INR	INR	INR
Amount of Loan sanctioned	151,000,000	25,000,000,000	6,000,000,000	9,000,000,000
Amount of Gross Loan drawn upto 31.03.2014/COD	151,000,000	25,000,000,000	6,000,000,000	9,000,000,000
Interest Type	Fixed	Fixed	Fixed	Fixed
Fixed Interest Rate, if applicable	9.85%	9.60%	9.15%	8.68%
Base Rate, if Floating Interest	N.A.	N.A.	N.A.	N.A.
Margin, if Floating Interest	N.A.	N.A.	N.A.	N.A.
Are there any Caps/Floor	N.A.	N.A.	N.A.	N.A.
If above is yes,specify caps/floor	N.A.	N.A.	N.A.	N.A.
Moratorium Period	10 years	6 years	6 years	11 years
Moratorium effective from	March 30, 2002	October 1, 2014	March 25, 2015	30-Sep-15
Repayment Period	10 years	10 years	10 years	15 years
Repayment effective from	March 30, 2012	October 1, 2020	March 25, 2021	15-Sep-26
Repayment Frequency	Bullet	Staggered: 20% of face value to be redeemed in the last 5 years	Staggered: 20% of face value to be redeemed in the last 5 years	Staggered: 20% of face value to be redeemed in the last 5 years
Repayment Instalment	151,000,000	5,000,000,000	1,200,000,000	1,800,000,000
Base Exchange Rate	N.A.	N.A.	N.A.	N.A.
Distribution of Gross Loan drawn up to: (in lakh)				
Name of the Project				
1. Tripura Gas Based Power Project, Monarchak	410.00		5974.17	
2. Solar PP, Monarchak,Agartala	-	2800.00		
3. AGTP Extn,Agartala				
4.Tuirial Hydro Electric Project, Arunachal Pradesh		18462.60	-	-
5. Kameng Hydro Electric Project, Arunachal Pradesh	1100.00	228737.40	54025.83	60000.00
6. Pare Hydro Electric Project, Arunachal Pradesh				30000.00
Total	**1510.00**	**250000.00**	**60000.00**	**90000.00**

नॉर्थ ईस्टर्न इलेक्ट्रिक पावर कॉर्पोरेशन नई दिल्ली NEEPCO New Delhi North Eastern Electric Power Corporation

Details of Allocation of corporate loans to various projects

Particulars	Loan 5	Loan 6	Loan 7	Loan 8
Source of Loan	PSU Bonds-XVIIth Series	PSU Bonds-XVIIIth Series	PSU Bonds-XIXth Series	PSU Bonds-XXth Series
Currency	INR	INR	INR	INR
Amount of Loan sanctioned	3,00,00,00,000	5,00,00,00,000	3,00,00,00,000	3,00,00,00,000
Amount of Gross Loan drawn upto 31.03.2014/COD	3,00,00,00,000	5,00,00,00,000	3,00,00,00,000	3,00,00,00,000
Interest Type	Fixed	Fixed	Fixed	Fixed
Fixed Interest Rate, if applicable	7.80%	7.68%	8.75%	9.50%
Base Rate, if Floating Interest	N.A.	N.A.	N.A.	N.A.
Margin, if Floating Interest	N.A.	N.A.	N.A.	N.A.
Are there any Caps/Floor	N.A.	N.A.	N.A.	N.A.
If above is yes,specify caps/floor	N.A.	N.A.	N.A.	N.A.
Moratorium Period	3 years 2 months	8 years	8 years	5 years
Moratorium effective from	March 27, 2017	November 15, 2017	March 6, 2018	November 29, 2018
Repayment Period	3 years 2 months	7.5 years	2 years	2 years
Repayment effective from	3 years 2 months	25-May-25	06-Sep-26	29-May-24
Repayment Frequency	Bullet	Staggered: 50% of face value to be redeemed in two installments in the last year	Staggered:25% of face value to be redeemed in four installments in the last two years	Staggered:25% of face value to be redeemed in four installments in the last two years
Repayment Instalment	3,00,00,00,000	2,50,00,00,000	75,00,00,000	75,00,00,000
Base Exchange Rate	N.A.	N.A.	N.A.	N.A.
Distribution of Gross Loan drawn up to: (in lakh)				
Name of the Project				
1. Tripura Gas Based Power Project, Monarchak				
2. Solar PP, Monarchak,Agartala				
3. AGTP Extn,Agartala				
4.Tuirial Hydro Electric Project, Arunachal Pradesh	-	33044.98		
5. Kameng Hydro Electric Project, Arunachal Pradesh	30000.00	16955.02	30000.00	30000.00
6. Pare Hydro Electric Project, Arunachal Pradesh				
Total	**30000.00**	**50000.00**	**30000.00**	**30000.00**

Details of Allocation of corporate loans to various projects

Particulars	Loan 9	Loan 10	Loan A/c No.33441472739	Loan A/c No.33988188585
Source of Loan	PSU Bonds-XXIth Series	PSU Bonds-XXIIth Series	SBI - Short Term Loan drawn as gap finance	SBI - Short Term Loan drawn as gap finance
Currency	INR	INR	INR	INR
Amount of Loan sanctioned	1,50,00,00,000	5,00,00,00,000	1,00,00,00,000	2,00,00,00,000
Amount of Gross Loan drawn upto 31.03.2014/COD	1,50,00,00,000	5,00,00,00,000	1,00,00,00,000	2,00,00,00,000
Interest Type	Fixed	Fixed	Floating	Floating
Fixed Interest Rate, if applicable	8.69%	7.55%		
Base Rate, if Floating Interest	N.A.	N.A.	SBI Base Rate	SBI Base Rate
Margin, if Floating Interest	N.A.	N.A.	0.25%	0.20%
Are there any Caps/Floor	N.A.	N.A.		
If above is yes,specify caps/floor	N.A.	N.A.		
Moratorium Period	8 years	8 years	3 months	3 months
Moratorium effective from	26/09/2019	October 6, 2020	11-Nov-13	25-Jul-14
Repayment Period	2 years	2 years	1 year	1 year
Repayment effective from	26-Sep-26	10-Dec-26	10-Feb-14	24-Oct-14
Repayment Frequency	Staggered:50% of face value to be redeemed in two installments in the last two years	Staggered:25% of face value to be redeemed in four installments in the last two years	Quarterly	Quarterly
Repayment Instalment	75,00,00,000	1,25,00,00,000	250000000	500000000
Base Exchange Rate	N.A.	N.A.	N.A.	N.A.
Distribution of Gross Loan drawn up to: (in lakh)				
Name of the Project				
1. Tripura Gas Based Power Project, Monarchak			1500.00	
2. Solar PP, Monarchak,Agartala				
3. AGTP Extn,Agartala			1000.00	
4.Tuirial Hydro Electric Project, Arunachal Pradesh			2125.00	4000.00
5. Kameng Hydro Electric Project, Arunach	15000.00	50000.00	2250.00	12000.00
6. Pare Hydro Electric Project, Arunachal Pradesh			3125.00	4000.00
Total	**15000.00**	**50000.00**	**10000.00**	**20000.00**

नॉर्थ ईस्टर्न इलेक्ट्रिक पावर कॉर्पोरेशन नई दिल्ली NEEPCO North Eastern Electric Power Corporation New Delhi

Details of Allocation of corporate loans to various projects

Particulars	Loan A/c No.:34231357081	Loan A/C No:34947730234	Loan A/C No:35952995708	Loan A/C No:36310234667	Loan A/C No:36310234667
Source of Loan	SBI - Short Term Loan drawn as gap finance	SBI - Short Term Loan drawn as gap finance	SBI - Short Term Loan drawn as gap finance	SBI - Short Term Loan drawn as gap finance	SBI - Short Term Loan drawn as gap finance
Currency	INR	INR	INR	INR	INR
Amount of Loan sanctioned	50,00,00,000	1,50,00,00,000	3,00,00,00,000	2,00,00,00,000	2,00,00,00,000
Amount of Gross Loan drawn upto 31.03.2014/COD	50,00,00,000	1,50,00,00,000	3,00,00,00,000	1,33,00,00,000	2,00,00,00,000
Interest Type	Floating	Floating	Floating	Floating	Floating
Fixed Interest Rate, if applicable					
Base Rate, if Floating Interest	SBI Base Rate	SBI Base Rate	1-year MCLR	1-year MCLR	1-year MCLR
Margin, If Floating Interest	0.20%	0.00%	0.15%	0.15%	0.00%
Are there any Caps/Floor					
If above is yes,specify caps/floor					
Moratorium Period	3 months	3 months	3 months	3 months	3 months
Moratorium effective from	24-Sep-14	26-May-15	*27-Jul-16*	*27-Jul-16*	*27-Jul-16*
Repayment Period	1 year	1 year	1 year	1 year	1 year
Repayment effective from	23-Dec-14	26-Aug-15	*27-Oct-16*	*27-Oct-16*	*27-Oct-16*
Repayment Frequency	Quarterly	Quarterly	Quarterly	Bullet	Bullet
Repayment Instalment	125000000	375000000	750000000	1330000000	2000000000
Base Exchange Rate	N.A.	N.A.	N.A.	N.A.	N.A.
Distribution of Gross Loan drawn up to: (in lakh)					
Name of the Project					
1. Tripura Gas Based Power Project, Monarchak					
2. Solar PP, Monarchak,Agartala					
3. AGTP Extn,Agartala					
4.Tuirial Hydro Electric Project, A	1000.00		4000.00	1773.33	4000.00
5. Kameng Hydro Electric Project	3000.00	15000.00	18000.00	7980.00	12000.00
6. Pare Hydro Electric Project, Ar	1000.00		8000.00	3546.67	4000.00
Total	**5000.00**	**15000.00**	**30000.00**	**13300.00**	**20000.00**

NEEPCO New Delhi North Eastern Electric Power Corporation

Particulars	Loan A/C No:3271400001	Loan A/C No:NIL	Loan A/C No:NIL	Loan A/C No:NIL	Loan A/C No:NIL
Source of Loan	IOB- Short Term Loan drawn as gap finance	PNB- Short Term Loan drawn as gap finance	Canara Bank- Short Term Loan drawn as gap finance	Canara Bank- Medium Term Loan drawn as gap finance	PNB- Corporate Term Loan drawn as gap finance
Currency	INR	INR	INR	INR	INR
Amount of Loan sanctioned	1,00,00,00,000	75,00,00,000	5,00,00,00,000	5,00,00,00,000	12,50,00,00,000
Amount of Gross Loan drawn upto 31.03.2014/COD	1,00,00,00,000	75,00,00,000	5,00,00,00,000	5,00,00,00,000	4,00,00,00,000
Interest Type	Floating	Floating	Floating	Floating	Floating
Fixed Interest Rate, If applicable					
Base Rate, If Floating Interest	IOB Base Rate	PNB Base Rate	1-year MCLR	1-year MCLR	1-year MCLR
Margin, if Floating Interest	0.25%	0.25%	NIL	0.10%	NIL
Are there any Caps/Floor					
If above is yes,specify caps/floor					
Moratorium Period	3 months	3 months	12 months	12 months	24 months
Moratorium effective from	27-May-14	27-May-14	18-Mar-19	3-Feb-20	30-Sep-20
Repayment Period	1 year	1 year	1 year	5 years	8 years
Repayment effective from	31-Aug-14	31-Aug-14	17-Mar-20	3-May-21	30-Dec-22
Repayment Frequency	Quarterly	Quarterly	Yearly	Quarterly	Quarterly
Repayment Instalment	250000000	187500000	1000000000	1250000000	25,00.00 50,00.00 137,50.00
Base Exchange Rate	N.A.	N.A.	N.A.	N.A.	N.A.
Distribution of Gross Loan drawn up to: (in lakh)					
Name of the Project					
1. Tripura Gas Based Power Project, Monarchak					
2. Solar PP, Monarchak,Agartala					
3. AGTP Extn,Agartala					
4.Tuirial Hydro Electric Project, Ar	2000.00	1500.00			
5. Kameng Hydro Electric Project,	6000.00	4500.00	50000.00	50000.00	40000.00
6. Pare Hydro Electric Project, Aru	2000.00	1500.00			
Total	**10000.00**	**7500.00**	**50000.00**	**50000.00**	**40000.00**

PART-II
FORM-9A

Year wise Statement of Additional Capitalisation after COD

Name of the Petitioner : **NORTH EASTERN ELECTRIC POWER CORPORATION LTD.**
Name of the Generating Station : **Kameng Hydro Power Station**
COD
For Financial Year

Sl. No.	Head of Work / Equipment	ACE Claimed (Actual / Projected)				Regulations under which claimed	Justification	Admitted Cost by the Commission, if any
		Accrual basis	Un-discharged Liability included in col. 3	Cash basis	IDC included in col. 3			
1	2	3	4	5=3-4	6	7	8	9

1. In case the project has been completed and cost has already been admitted under any tariff notification(s) in the past, fill column 10 giving the cost as admitted for the purpose of tariff notification already issued by (Name of the authority) (Enclose copy of the tariff Order)

2. The above information needs to be furnished separately for each year / period of tariff period 2014-21.

3. In case of de-capitalisation of assets separate details to be furnished at column 1, 2, 3 and 4. Further, the original book value and year of capitalisation of such asset to be furnished at column 8. Where de-caps are on estimated basis the same to be shown separately.

4. Where any asset is rendered unserviceable the same shall be treated as de-capitalised during that year and original value of such asset to be shown at col. 3. And impaired value if any, year of its capitalisation to be mentioned at column 8.

5. Justification against each asset of capitalization should be specific to regulations under which claim has been made and the necessity of capitalization of that particular asset.

Note:
1. Fill the form in chronological order year wise along with detailed justification clearly bringing out the necessity and the benefits accruing to the beneficiaries.
2. In case initial spares are purchased along with any equipment, then the cost of such spares should be indicated separately. e.g. Rotor - 50 Crs. Initial spares- 5 Crs.

Summary of interest & FC as on 30.11.2020

(Rs. in lakh)

Year	Interest						Finance charge				Total (Int+FC)
	PFC	Bonds	PNB Term Loan	Canara MTCL	STL	Total	PFC	Bonds including amortisation	STL	Total	
2006-07		108.20				108.20		0.38		0.38	108.58
2007-08		108.35				108.35	6.15	0.37		6.52	114.87
2008-09	754.14	108.35				862.49		0.38		0.38	862.87
2009-10	2,560.56	108.35				2,668.91		0.39		0.39	2,669.29
2010-11	5,421.32	108.35				5,529.67		0.35		0.35	5,530.02
2011-12	8,844.02	107.91				8,951.93		0.03		0.03	8,951.96
2012-13	12,707.31	-				12,707.31		-		-	12,707.31
2013-14	16,813.10	-			73.21	16,886.31		-	0.45	0.45	16,886.76
2014-15	10,775.69	11,164.44			1,189.77	23,129.90	5,007.86	181.83	1.51	5,191.21	28,321.11
2015-16		29,648.09			446.92	30,095.02		5.83	2.41	8.25	30,103.27
2016-17		33,633.48			741.88	34,375.36		14.42	1.22	15.64	34,391.00
2017-18		36,691.72			1,119.55	37,811.27		23.36	1.28	24.64	37,835.91
2018-19		53,372.06			130.49	53,502.55		32.11	1.32	33.43	53,535.98
2019-20		57,118.02		203.73	2,933.89	60,255.64		43.84	1.36	45.19	60,300.83
2020-21		23,256.50	114.78	1,898.36	1,896.38	27,166.02		16.23	1.81	18.04	27,184.06
Total	57,876.14	245,533.82	114.78	2,102.09	8,532.10	314,158.93	5,014.01	319.53	11.37	5,344.91	319,503.84

	Project
PNB Corporate Term Loan	Kameng HPS

Drawal

Tranche	Date	Amount	Interest rate
1st	30-Sep-20	1000000000	7.35%
2nd	9-Nov-20	1000000000	
3rd	16-Nov-20	2000000000	

Particulars	Loan outstanding	Interest Rate (%)	From	To	No.of days	Amount	KaHEP IDC
1st	1,000,000,000	7.35%	30-Sep-20	30-Sep-20	1	201,370	100,685
		7.35%	1-Oct-20	30-Nov-20	61	12,283,562	6,141,781
2nd	1,000,000,000	7.35%	9-Nov-20	30-Nov-20	22	4,430,137	2,215,069
3rd	2,000,000,000	7.35%	16-Nov-20	30-Nov-20	15	6,041,096	3,020,548
	4,000,000,000				**Total**	**22,956,165**	**11,478,083**

PNB Loan - repayment schedule				Amount	Interest		
First drawal date	9/30/2020	11/30/2020		1,000,000,000	12,484,932		
	11/9/2020	11/30/2020		1,000,000,000	4,430,137		
	11/16/2020	11/30/2020		2,000,000,000	6,041,096	**22,956,165**	**11,478,083**
1	#N/A						
2	#N/A						
3	#N/A						
4	#N/A						
5	#N/A						
6	#N/A						
7	#N/A						
8	#N/A					Repayment	year
9		#N/A	2500.00			5000.00	22-23
10		#N/A	2500.00				
11		#N/A	2500.00			10000.00	23-24
12		#N/A	2500.00				
13		#N/A	2500.00				
14		#N/A	2500.00				
15		#N/A	2500.00			10000.00	24-25
16		#N/A	2500.00				
17		#N/A	2500.00				
18		#N/A	2500.00				
19		#N/A	2500.00			15000.00	25-26
20		#N/A	2500.00				
21		#N/A	5000.00				
22		#N/A	5000.00				
23		#N/A	5000.00			20000.00	26-27
24		#N/A	5000.00				
25		#N/A	5000.00				
26		#N/A	5000.00				
27		#N/A	5000.00			37500.00	27-28
28		#N/A	5000.00				
29		#N/A	13750.00				
30		#N/A	13750.00				
31		#N/A	13750.00			27500.00	28-29
32		#N/A	13750.00				
			125000.00				

नार्थ ईस्टर्न इलेक्ट्रिक पावर कॉर्पोरेशन नई दिल्ली
NEEPCO
New Delhi
North Eastern Electric Power Corporation

Drawal:	Rs.In lakh
2008-09	12084.53
2009-10	22123.10
2010-11	29382.41
2011-12	25286.10
2012-13	30146.09
2013-14	40529.56
2014-15	18727.44
Total	178279.25

Calculation of IDC on PFC Loan in respect of Kameng Hydro Electric Project
PFC-Loan No.78202005
2008-09:

Loan outstanding	Date of drawal	From	To	No of days	Rate of interest	Interest (gross) Payment	Rebate @ 0.25%	Net Interest
Interest paid on 15.10.2008:								
676480536	5-Aug-08	5-Aug-08	14-Oct-08	71	12.00	15790724	328973	**15461751**
Interest paid on 15.01.2009:								
676480536	5-Aug-08	15-Oct-08	14-Jan-09	92	12.00	20461219	426275	20034944
531972947	1-Dec-08	1-Dec-08	14-Jan-09	45	13.50	8854070	163964	8690106
1.208E+09						**29315289**	**590239**	**28725050**
Interest accrued as on 31.03.2009								
676480536	5-Aug-08	15-Jan-09	31-Mar-09	76	12.00	16902747	352141	16550606
531972947	1-Dec-08	15-Jan-09	31-Mar-09	76	13.50	14953541	276917	14676624
1.208E+09						31856288	629058	31227230
Charged to IDC during 2008-09								**75414031**
2009-10:								
Interest paid on 15.04.2009:								
676480536	5-Aug-08	15-Jan-09	14-Apr-09	90	12.00	20016410	417009	19599401
531972947	1-Dec-08	15-Jan-09	14-Apr-09	90	13.50	17708141	327929	17380212
1.208E+09								**36979613**
Interest paid on 15.07.2009:								
676480536	5-Aug-08	15-Apr-09	14-Jul-09	91	12.00	20238815	421642	19817173
531972947	1-Dec-08	15-Apr-09	14-Jul-09	91	13.50	17904898	331572	17573326
303421956	27-May-09	27-May-09	14-Jul-09	49	11.50	4684336	101833	4582503
1.512E+09								**41973002**
Interest paid on 15.10.2009:								
676480536	5-Aug-08	15-Jul-09	14-Oct-09	92	12.00	20461219	426275	20034944
531972947	1-Dec-08	15-Jul-09	14-Oct-09	92	13.50	18101655	335216	17766439
303421956	27-May-09	15-Jul-09	14-Oct-09	92	11.50	8795080	191197	8603883
302378563	5-Aug-09	5-Aug-09	14-Oct-09	71	11.25	6617120	147047	6470073
309481911	1-Sep-09	1-Sep-09	14-Oct-09	44	11.25	4197083	93269	4103814
2.124E+09								**56979153**
Interest paid on 15.01.2010:								
676480536	5-Aug-08	15-Oct-09	14-Jan-10	92	12.00	20461219	426275	20034944
531972947	1-Dec-08	15-Oct-09	14-Jan-10	92	13.50	18101655	335216	17766439
303421956	27-May-09	15-Oct-09	14-Jan-10	92	11.50	8795080	191197	8603883
302378563	5-Aug-09	15-Oct-09	14-Jan-10	92	11.25	8574296	190540	8383756
309481911	1-Sep-09	15-Oct-09	14-Jan-10	92	11.25	8775720	195016	8580704
326569039	21-Oct-09	21-Oct-09	14-Jan-10	86	11.25	8656316	192363	8463953
306561190	10-Dec-09	10-Dec-09	14-Jan-10	36	11.00	3325979	75590	3250389
2.757E+09						**76690265**	**1606197**	**75084068**
Interest accrued but not due as on 31.03.2010:								
676480536	5-Aug-08	15-Jan-10	31-Mar-10	76	12.00	16902747		16902747
531972947	1-Dec-08	15-Jan-10	31-Mar-10	76	13.50	14953541		14953541
303421956	27-May-09	15-Jan-10	31-Mar-10	76	11.50	7265501		7265501
302378563	5-Aug-09	15-Jan-10	31-Mar-10	76	11.25	7083114		7083114
309481911	1-Sep-09	15-Jan-10	31-Mar-10	76	11.25	7249508		7249508
326569039	21-Oct-09	15-Jan-10	31-Mar-10	76	11.25	7649768		7649768
306561190	10-Dec-09	15-Jan-10	31-Mar-10	76	11.00	7021511		7021511
360757049	22-Jan-10	22-Jan-10	31-Mar-10	69	11.00	7501770		7501770
303140293	25-Mar-10	25-Mar-10	31-Mar-10	7	11.00	639501		639501
3.421E+09						76266961		76266961
Charged to IDC during 2009-10								**256055567**

नेपो NEEPCO New Delhi North Eastern Electric Power Corporation

2010-11:								
Interest paid on 15.04.2010:								
676480536	5-Aug-08	15-Jan-10	14-Apr-10	90	12.00	20016410	417009	19599401
531972947	1-Dec-08	15-Jan-10	14-Apr-10	90	13.50	17708141	327929	17380212
303421956	27-May-09	15-Jan-10	14-Apr-10	90	11.50	8603883	187041	8416842
302378563	5-Aug-09	15-Jan-10	14-Apr-10	90	11.25	8387898	186398	8201500
309481911	1-Sep-09	15-Jan-10	14-Apr-10	90	11.25	8584943	190777	8394166
326569039	21-Oct-09	15-Jan-10	14-Apr-10	90	11.25	9058936	201310	8857626
306561190	10-Dec-09	15-Jan-10	14-Apr-10	90	11.00	8314947	188976	8125971
360757049	22-Jan-10	22-Jan-10	14-Apr-10	83	11.00	9023868	205088	8818780
303140293	25-Mar-10	25-Mar-10	14-Apr-10	21	11.00	1918504	43602	1874902
3.421E+09						**91617530**	**1948130**	**89669400**
Interest paid on 15.07.2010:								
676480536	5-Aug-08	15-Apr-10	14-Jul-10	91	12.00	20238815	421642	19817173
531972947	1-Dec-08	15-Apr-10	14-Jul-10	91	13.50	17904898	331572	17573326
303421956	27-May-09	15-Apr-10	14-Jul-10	91	11.50	8699482	189119	8510363
302378563	5-Aug-09	15-Apr-10	14-Jul-10	91	11.25	8481097	188469	8292628
309481911	1-Sep-09	15-Apr-10	14-Jul-10	91	11.25	8680332	192896	8487436
326569039	21-Oct-09	15-Apr-10	14-Jul-10	91	11.25	9159591	203546	8956045
306561190	10-Dec-09	15-Apr-10	14-Jul-10	91	11.00	8407336	191076	8216260
360757049	22-Jan-10	15-Apr-10	14-Jul-10	91	11.00	9893639	224855	9668784
303140293	25-Mar-10	15-Apr-10	14-Jul-10	91	11.00	8313519	188944	8124575
301824616	5-May-10	5-May-10	14-Jul-10	71	11.00	6458220	146778	6311442
748562443	7-Jun-10	7-Jun-10	14-Jul-10	38	11.00	8572578	194831	8377747
4.471E+09						**114809507**	**2473728**	**112335780**
Interest paid on 15.10.2010:								
676480536	5-Aug-08	15-Jul-10	14-Oct-10	92	12.00	20461219	426275	20034944
531972947	1-Dec-08	15-Jul-10	14-Oct-10	92	13.50	18101655	335216	17766439
303421956	27-May-09	15-Jul-10	14-Oct-10	92	11.50	8795080	191197	8603883
302378563	5-Aug-09	15-Jul-10	14-Oct-10	92	11.25	8574296	190540	8383756
309481911	1-Sep-09	15-Jul-10	14-Oct-10	92	11.25	8775720	195016	8580704
326569039	21-Oct-09	15-Jul-10	14-Oct-10	92	11.25	9260245	205783	9054462
306561190	10-Dec-09	15-Jul-10	14-Oct-10	92	11.00	8499724	193176	8306548
360757049	22-Jan-10	15-Jul-10	14-Oct-10	92	11.00	10002360	227326	9775034
303140293	25-Mar-10	15-Jul-10	14-Oct-10	92	11.00	8404876	191020	8213856
301824616	5-May-10	15-Jul-10	14-Oct-10	92	11.00	8368398	190191	8178207
748562443	7-Jun-10	15-Jul-10	14-Oct-10	92	11.00	20754663	471697	20282966
123304395	9-Aug-10	9-Aug-10	14-Oct-10	67	11.00	2489735	56585	2433150
45811639	31-Aug-10	31-Aug-10	14-Oct-10	45	11.00	621281	14120	607161
						133109252	**2888142**	**130221109**
Interest paid on 15.01.2011:								
676480536	5-Aug-08	15-Oct-10	14-Jan-11	92	12.00	20461219	426275	20034944
531972947	1-Dec-08	15-Oct-10	14-Jan-11	92	13.50	18101655	335216	17766439
303421956	27-May-09	15-Oct-10	14-Jan-11	92	11.50	8795080	191197	8603883
302378563	5-Aug-09	15-Oct-10	14-Jan-11	92	11.25	8574296	190540	8383756
309481911	1-Sep-09	15-Oct-10	14-Jan-11	92	11.25	8775720	195016	8580704
326569039	21-Oct-09	15-Oct-10	14-Jan-11	92	11.25	9260245	205783	9054462
306561190	10-Dec-09	15-Oct-10	14-Jan-11	92	11.00	8499724	193176	8306548
360757049	22-Jan-10	15-Oct-10	14-Jan-11	92	11.00	10002360	227326	9775034
303140293	25-Mar-10	15-Oct-10	14-Jan-11	92	11.00	8404876	191020	8213856
301824616	5-May-10	15-Oct-10	14-Jan-11	92	11.00	8368398	190191	8178207
748562443	7-Jun-10	15-Oct-10	14-Jan-11	92	11.00	20754663	471697	20282966
123304395	9-Aug-10	15-Oct-10	14-Jan-11	92	11.00	3418741	77699	3341042
45811639	31-Aug-10	15-Oct-10	14-Jan-11	92	11.00	1270175	28868	1241307
450924631	19-Oct-10	19-Oct-10	14-Jan-11	88	11.25	12230558	271790	11958768
203041655	22-Nov-10	22-Nov-10	14-Jan-11	54	11.25	3379392	75098	3304294
						150297102	**3270892**	**147026211**
Interest accrued but not due as on 31.03.2011:								
676480536	5-Aug-08	15-Jan-11	31-Mar-11	76	12.00	16902747		16902747
531972947	1-Dec-08	15-Jan-11	31-Mar-11	76	13.50	14953541		14953541
303421956	27-May-09	15-Jan-11	31-Mar-11	76	11.50	7265501		7265501
302378563	5-Aug-09	15-Jan-11	31-Mar-11	76	11.25	7083114		7083114
309481911	1-Sep-09	15-Jan-11	31-Mar-11	76	11.25	7249508		7249508
326569039	21-Oct-09	15-Jan-11	31-Mar-11	76	11.25	7649768		7649768
306561190	10-Dec-09	15-Jan-11	31-Mar-11	76	11.00	7021511		7021511
360757049	22-Jan-10	15-Jan-11	31-Mar-11	76	11.00	8262819		8262819
303140293	25-Mar-10	15-Jan-11	31-Mar-11	76	11.00	6943158		6943158
301824616	5-May-10	15-Jan-11	31-Mar-11	76	11.00	6913024		6913024
748562443	7-Jun-10	15-Jan-11	31-Mar-11	76	11.00	17145156		17145156
123304395	9-Aug-10	15-Jan-11	31-Mar-11	76	11.00	2824177		2824177
45811639	31-Aug-10	15-Jan-11	31-Mar-11	76	11.00	1049275		1049275
450924631	19-Oct-10	15-Jan-11	31-Mar-11	76	11.25	10562755		10562755
203041655	22-Nov-10	15-Jan-11	31-Mar-11	76	11.25	4756181		4756181
450304979	18-Jan-11	18-Jan-11	31-Mar-11	73	11.25	10131862		10131862
182740972	25-Feb-11	25-Feb-11	31-Mar-11	35	11.50	2015157		2015157
431726107	29-Mar-11	29-Mar-11	31-Mar-11	3	11.75	416941		416941
6.359E+09						139146195		139146195
Charged to IDC during 2010-11								**542131734**

नॉर्थ ईस्टर्न इलेक्ट्रिक पावर कॉर्पोरेशन लि. नई दिल्ली NEEPCO North Eastern Electric Power Corporation Ltd. New Delhi

2011-12:								
Interest paid on 15.04.2011:								
676480536	5-Aug-08	15-Jan-11	14-Apr-11	90	12.00	20016410	417009	19599401
531972947	1-Dec-08	15-Jan-11	14-Apr-11	90	13.50	17708141	327929	17380212
303421956	27-May-09	15-Jan-11	14-Apr-11	90	11.50	8603883	187041	8416842
302378563	5-Aug-09	15-Jan-11	14-Apr-11	90	11.25	8387898	186398	8201500
309481911	1-Sep-09	15-Jan-11	14-Apr-11	90	11.25	8584943	190777	8394166
326569039	21-Oct-09	15-Jan-11	14-Apr-11	90	11.25	9058936	201310	8857626
306561190	10-Dec-09	15-Jan-11	14-Apr-11	90	11.00	8314947	188976	8125971
360757049	22-Jan-10	15-Jan-11	14-Apr-11	90	11.00	9784917	222384	9562533
303140293	25-Mar-10	15-Jan-11	14-Apr-11	90	11.00	8222161	186867	8035294
301824616	5-May-10	15-Jan-11	14-Apr-11	90	11.00	8186476	186056	8000420
748562443	7-Jun-10	15-Jan-11	14-Apr-11	90	11.00	20303474	461443	19842031
123304395	9-Aug-10	15-Jan-11	14-Apr-11	90	11.00	3344421	76010	3268411
45811639	31-Aug-10	15-Jan-11	14-Apr-11	90	11.00	1242562	28240	1214322
450924631	19-Oct-10	15-Jan-11	14-Apr-11	90	11.25	12508526	277967	12230559
203041655	22-Nov-10	15-Jan-11	14-Apr-11	90	11.25	5632320	125163	5507157
450304979	18-Jan-11	18-Jan-11	14-Apr-11	87	11.25	12074959	268332	11806627
182740972	25-Feb-11	25-Feb-11	14-Apr-11	49	11.50	2821220	61331	2759889
431726107	29-Mar-11	29-Mar-11	14-Apr-11	17	11.75	2362665	50269	2312396
6.359E+09						**167158859**	**3643502**	**163515355**
Interest paid on 15.07.2011:								
676480536	5-Aug-08	15-Apr-11	14-Jul-11	91	12.00	20238815	421642	19817173
531972947	1-Dec-08	15-Apr-11	14-Jul-11	91	13.50	17904898	331572	17573326
303421956	27-May-09	15-Apr-11	14-Jul-11	91	11.50	8699482	189119	8510363
302378563	5-Aug-09	15-Apr-11	14-Jul-11	91	11.25	8481097	188469	8292628
309481911	1-Sep-09	15-Apr-11	14-Jul-11	91	11.25	8680332	192896	8487436
326569039	21-Oct-09	15-Apr-11	14-Jul-11	91	11.25	9159591	203546	8956045
306561190	10-Dec-09	15-Apr-11	14-Jul-11	91	11.00	8407336	191076	8216260
360757049	22-Jan-10	15-Apr-11	14-Jul-11	91	11.00	9893639	224855	9668784
303140293	25-Mar-10	15-Apr-11	14-Jul-11	91	11.00	8313519	188944	8124575
301824616	5-May-10	15-Apr-11	14-Jul-11	91	11.00	8277437	188124	8089313
748562443	7-Jun-10	15-Apr-11	14-Jul-11	91	11.00	20529069	466570	20062499
123304395	9-Aug-10	15-Apr-11	14-Jul-11	91	11.00	3381581	76854	3304727
45811639	31-Aug-10	15-Apr-11	14-Jul-11	91	11.00	1256369	28554	1227815
450924631	19-Oct-10	15-Apr-11	14-Jul-11	91	11.25	12647509	281056	12366453
203041655	22-Nov-10	15-Apr-11	14-Jul-11	91	11.25	5694901	126553	5568348
450304979	18-Jan-11	15-Apr-11	14-Jul-11	91	11.25	12630129	280670	12349459
182740972	25-Feb-11	15-Apr-11	14-Jul-11	91	11.50	5239409	113900	5125509
431726107	29-Mar-11	15-Apr-11	14-Jul-11	91	11.75	12647209	269090	12378119
161885915	12-May-11	12-May-11	14-Jul-11	64	11.75	3335293	70964	3264329
223083744	1-Jun-11	1-Jun-11	14-Jul-11	44	12.25	3294305	67231	3227074
97935579	21-Jun-11	21-Jun-11	14-Jul-11	24	12.25	788851	16099	772752
69673402	22-Jun-11	22-Jun-11	14-Jul-11	23	12.25	537821	10976	526845
6.912E+09						**190038592**	**4128759**	**185909833**
Interest paid on 15.10.2011:								
676480536	5-Aug-08	15-Jul-11	14-Oct-11	92	12.00	20461219	426275	20034944
531972947	1-Dec-08	15-Jul-11	14-Oct-11	92	13.50	18101655	335216	17766439
303421956	27-May-09	15-Jul-11	14-Oct-11	92	11.50	8795080	191197	8603883
302378563	5-Aug-09	15-Jul-11	14-Oct-11	92	11.25	8574296	190540	8383756
309481911	1-Sep-09	15-Jul-11	14-Oct-11	92	11.25	8775720	195016	8580704
326569039	21-Oct-09	15-Jul-11	14-Oct-11	92	11.25	9260245	205783	9054462
306561190	10-Dec-09	15-Jul-11	14-Oct-11	92	11.00	8499724	193176	8306548
360757049	22-Jan-10	15-Jul-11	14-Oct-11	92	11.00	10002360	227326	9775034
303140293	25-Mar-10	15-Jul-11	14-Oct-11	92	11.00	8404876	191020	8213856
301824616	5-May-10	15-Jul-11	14-Oct-11	92	11.00	8368398	190191	8178207
748562443	7-Jun-10	15-Jul-11	14-Oct-11	92	11.00	20754663	471697	20282966
123304395	9-Aug-10	15-Jul-11	14-Oct-11	92	11.00	3418741	77699	3341042
45811639	31-Aug-10	15-Jul-11	14-Oct-11	92	11.00	1270175	28868	1241307
450924631	19-Oct-10	15-Jul-11	14-Oct-11	92	11.25	12786493	284144	12502349
203041655	22-Nov-10	15-Jul-11	14-Oct-11	92	11.25	5757483	127944	5629539
450304979	18-Jan-11	15-Jul-11	14-Oct-11	92	11.25	12768922	283754	12485168
182740972	25-Feb-11	15-Jul-11	14-Oct-11	92	11.50	5296985	115152	5181833
431726107	29-Mar-11	15-Jul-11	14-Oct-11	92	11.75	12786190	272047	12514143
161885915	12-May-11	15-Jul-11	14-Oct-11	92	11.75	4794484	102010	4692474
223083744	1-Jun-11	15-Jul-11	14-Oct-11	92	12.25	6888093	140573	6747520
97935579	21-Jun-11	15-Jul-11	14-Oct-11	92	12.25	3023929	61713	2962216
69673402	22-Jun-11	15-Jul-11	14-Oct-11	92	12.25	2151286	43904	2107382
444707936	20-Sep-11	20-Sep-11	14-Oct-11	25	12.75	3883580	76149	3807431
7.356E+09						**204824597**	**4431393**	**200393204**
Interest paid on 15.01.2011:								
7.356E+09		15-Oct-11	15-Jan-12	93	12.75	238978703	4685857	234292846
134278000	27-Oct-11	27-Oct-11	15-Jan-12	81	12.75	3799332	74497	3724835
315412877	9-Nov-11	9-Nov-11	15-Jan-12	68	12.75	7492136	146905	7345231
62185971	21-Dec-11	21-Dec-11	15-Jan-12	26	12.75	564785	11074	553711
7.868E+09						**250834954**	**4918332**	**245916622**
Interest accrued but not due as on 31.03.2012:								
7.868E+09		16-Jan-12	31-Mar-12	76	12.75	208883702		208883702
197856654	4-Jan-12	4-Jan-12	31-Mar-12	88	12.75	6082059		6082059
285753116	16-Jan-12	16-Jan-12	31-Mar-12	76	12.75	7586158		7586158
144924343	7-Feb-12	7-Feb-12	31-Mar-12	54	12.75	2733710		2733710
155318154	22-Feb-12	22-Feb-12	31-Mar-12	39	12.75	2115944		2115944
235593894	27-Mar-12	27-Mar-12	31-Mar-12	5	12.75	411482		411482
8.888E+09						**227813055**		**227813055**
Charged to IDC during 2011-12								**884401874**

NEEPCO
New Delhi
North Eastern Electric Power Corporation

2012-13:								
Interest paid on 16.04.2012:								
7.868E+09		16-Jan-12	15-Apr-12	91	12.75	250110749	4904132	245206617
197856654	4-Jan-12	4-Jan-12	15-Apr-12	103	12.75	7118774	139584	6979190
285753116	16-Jan-12	16-Jan-12	15-Apr-12	91	12.75	9083426	178106	8905320
144924343	7-Feb-12	7-Feb-12	15-Apr-12	69	12.75	3493074	68492	3424582
155318154	22-Feb-12	22-Feb-12	15-Apr-12	54	12.75	2929768	57446	2872322
235593894	27-Mar-12	27-Mar-12	15-Apr-12	20	12.75	1645930	32273	1613657
8.888E+09						**274381721**	**5380033**	**269001688**
Interest paid on 16.07.2012:								
8.888E+09		16-Apr-12	15-Jul-12	91	12.75	282516568	5539541	276977027
269001685	16-Apr-12	16-Apr-12	15-Jul-12	91	12.75	8550937	167665	8383272
130357118	24-May-12	24-May-12	15-Jul-12	53	12.75	2413392	47321	2366071
138091713	12-Jun-12	12-Jun-12	15-Jul-12	34	12.75	1640076	32158	1607918
9.425E+09						**295120970**	**5786686**	**289334284**
Interest paid on 15.10.2012:								
9.425E+09		16-Jul-12	14-Oct-12	91	12.75	299600868	5874527	293726341
289334284	16-Jul-12	16-Jul-12	14-Oct-12	91	12.75	9197263	180338	9016925
300717506	10-Sep-12	10-Sep-12	14-Oct-12	35	12.75	3676580	72090	3604490
1.002E+10						**312474710**	**6126956**	**306347754**
Interest paid on 15.01.2013:								
1.002E+10		15-Oct-12	14-Jan-13	92	12.75	321855672	6310896	315544776
306347754	15-Oct-12	15-Oct-12	14-Jan-13	92	12.75	9845094	193041	9652053
109797179	17-Oct-12	17-Oct-12	14-Jan-13	90	12.75	3451843	67683	3384160
157008932	14-Nov-12	14-Nov-12	14-Jan-13	62	12.75	3400426	66675	3333751
1.059E+10						**338553034**	**6638295**	**331914739**
Interest accrued but not due as on 31.03.2013:								
1.059E+10		15-Jan-13	31-Mar-13	76	12.75	281096830		281096830
331914739	15-Jan-13	15-Jan-13	31-Mar-13	76	12.75	8811654		8811654
247571811	16-Jan-13	16-Jan-13	31-Mar-13	75	12.75	6486042		6486042
387119624	25-Feb-13	25-Feb-13	31-Mar-13	35	12.50	4640132		4640132
181700857	21-Mar-13	21-Mar-13	31-Mar-13	11	12.50	684490		684490
165646090	28-Mar-13	28-Mar-13	31-Mar-13	4	12.50	226912		226912
1.19E+10						**301946061**		**301946061**
Charged to IDC during 2012-13								**1270731471**
2013-14:								
Interest paid on 15.04.2013:								
1.092E+10		15-Jan-13	14-Apr-13	90	12.75	343312678	6731621	336581057
247571811	16-Jan-13	16-Jan-13	14-Apr-13	89	12.75	7696770	150917	7545853
387119624	25-Feb-13	25-Feb-13	14-Apr-13	49	12.50	6496185	129924	6366261
181700857	21-Mar-13	21-Mar-13	14-Apr-13	25	12.50	1555658	31113	1524545
165646090	28-Mar-13	28-Mar-13	14-Apr-13	18	12.50	1021106	20422	1000684
1.19E+10						**360082393**	**7063992**	**353018401**
Interest paid on 15.07.2013:								
1.117E+10		15-Apr-13	14-Jul-13	91	12.75	354996995	6960725	348036270
387119624	25-Feb-13	15-Apr-13	14-Jul-13	91	12.50	12064344	241287	11823057
181700857	21-Mar-13	15-Apr-13	14-Jul-13	91	12.50	5662595	113252	5549343
165646090	28-Mar-13	15-Apr-13	14-Jul-13	91	12.50	5162258	103245	5059013
353018401	15-Apr-13	15-Apr-13	14-Jul-13	91	12.50	11001601	220032	10781569
150397524	28-Jun-13	28-Jun-13	14-Jul-13	17	12.50	875602	17512	858090
1.241E+10						**389763395**	**7656053**	**382107339**
Interest paid on 15.10.2013:								
1.117E+10		15-Jul-13	14-Oct-13	92	12.75	358898061	7037217	351860844
387119624	25-Feb-13	15-Jul-13	14-Oct-13	92	12.50	12196920	243938	11952982
181700857	21-Mar-13	15-Jul-13	14-Oct-13	92	12.50	5724822	114496	5610326
165646090	28-Mar-13	15-Jul-13	14-Oct-13	92	12.50	5218986	104380	5114606
353018401	15-Apr-13	15-Jul-13	14-Oct-13	92	12.50	11122498	222450	10900048
150397524	28-Jun-13	15-Jul-13	14-Oct-13	92	12.50	4738552	94771	4643781
382107339	15-Jul-13	15-Jul-13	14-Oct-13	92	12.50	12038998	240780	11798218
171539618	23-Jul-13	23-Jul-13	14-Oct-13	84	12.50	4934701	98694	4836007
252179259	7-Aug-13	7-Aug-13	14-Oct-13	69	12.50	5959030	119181	5839849
110345550	29-Aug-13	29-Aug-13	14-Oct-13	47	12.50	1776110	35522	1740588
352731170	24-Sep-13	24-Sep-13	14-Oct-13	21	12.50	2536765	50735	2486030
1.367E+10						**425145444**	**8362164**	**416783280**

नॉर्थ ईस्टर्न इलेक्ट्रिक पावर कॉर्पोरेशन नई दिल्ली
NEEPCO
New Delhi
North Eastern Electric Power Corporation

Interest paid on 15.01.2014:								
1.117E+10		15-Oct-13	14-Jan-14	92	12.75	358898061	7037217	351860844
387119624	25-Feb-13	15-Oct-13	14-Jan-14	92	12.50	12196920	243938	11952982
181700857	21-Mar-13	15-Oct-13	14-Jan-14	92	12.50	5724822	114496	5610326
165646090	28-Mar-13	15-Oct-13	14-Jan-14	92	12.50	5218986	104380	5114606
353018401	15-Apr-13	15-Oct-13	14-Jan-14	92	12.50	11122498	222450	10900048
150397524	28-Jun-13	15-Oct-13	14-Jan-14	92	12.50	4738552	94771	4643781
382107339	15-Jul-13	15-Oct-13	14-Jan-14	92	12.50	12038998	240780	11798218
171539618	23-Jul-13	15-Oct-13	14-Jan-14	92	12.50	5404673	108093	5296580
252179259	7-Aug-13	15-Oct-13	14-Jan-14	92	12.50	7945374	158907	7786467
110345550	29-Aug-13	15-Oct-13	14-Jan-14	92	12.50	3476641	69533	3407108
352731170	24-Sep-13	15-Oct-13	14-Jan-14	92	12.50	11113448	222269	10891179
416783280	15-Oct-13	15-Oct-13	14-Jan-14	92	12.50	13131528	262631	12868897
1.409E+10						**451010500**	**8879467**	**442131033**
Interest accrued but not due as on 31.03.2014:								
1.117E+10		15-Jan-14	31-Mar-14	76	12.75	296481007		296481007
387119624	25-Feb-13	15-Jan-14	31-Mar-14	76	12.50	10075716		10075716
181700857	21-Mar-13	15-Jan-14	31-Mar-14	76	12.50	4729200		4729200
165646090	28-Mar-13	15-Jan-14	31-Mar-14	76	12.50	4311337		4311337
353018401	15-Apr-13	15-Jan-14	31-Mar-14	76	12.50	9188150		9188150
150397524	28-Jun-13	15-Jan-14	31-Mar-14	76	12.50	3914456		3914456
382107339	15-Jul-13	15-Jan-14	31-Mar-14	76	12.50	9945260		9945260
171539618	23-Jul-13	15-Jan-14	31-Mar-14	76	12.50	4464730		4464730
252179259	7-Aug-13	15-Jan-14	31-Mar-14	76	12.50	6563570		6563570
110345550	29-Aug-13	15-Jan-14	31-Mar-14	76	12.50	2872007		2872007
352731170	24-Sep-13	15-Jan-14	31-Mar-14	76	12.50	9180674		9180674
416783280	15-Oct-13	15-Jan-14	31-Mar-14	76	12.50	10847784		10847784
442131034	15-Jan-14	15-Jan-14	31-Mar-14	76	12.50	11507520		11507520
385891329	12-Mar-14	12-Mar-14	31-Mar-14	20	12.50	2643091		2643091
783069859	24-Mar-14	24-Mar-14	31-Mar-14	8	12.50	2145397		2145397
252762120	28-Mar-14	28-Mar-14	31-Mar-14	4	12.50	346249		346249
1.596E+10						**389216148**		**389216148**
Charged to IDC during 2013-14								**1681310140**

2014-15:								
Interest paid on 15.04.2014:								
1.117E+10		15-Jan-14	14-Apr-14	90	12.75	351095929	6884234	344211695
387119624	25-Feb-13	15-Jan-14	14-Apr-14	90	12.50	11931769	238635	11693134
181700857	21-Mar-13	15-Jan-14	14-Apr-14	90	12.50	5600369	112007	5488362
165646090	28-Mar-13	15-Jan-14	14-Apr-14	90	12.50	5105530	102111	5003419
353018401	15-Apr-13	15-Jan-14	14-Apr-14	90	12.50	10880704	217614	10663090
150397524	28-Jun-13	15-Jan-14	14-Apr-14	90	12.50	4635540	92711	4542829
382107339	15-Jul-13	15-Jan-14	14-Apr-14	90	12.50	11777281	235546	11541735
171539618	23-Jul-13	15-Jan-14	14-Apr-14	90	12.50	5287180	105744	5181436
252179259	7-Aug-13	15-Jan-14	14-Apr-14	90	12.50	7772648	155453	7617195
110345550	29-Aug-13	15-Jan-14	14-Apr-14	90	12.50	3401061	68021	3333040
352731170	24-Sep-13	15-Jan-14	14-Apr-14	90	12.50	10871851	217437	10654414
416783280	15-Oct-13	15-Jan-14	14-Apr-14	90	12.50	12846060	256921	12589139
442131033	15-Jan-14	15-Jan-14	14-Apr-14	90	12.50	13627326	272547	13354779
385891329	12-Mar-14	12-Mar-14	14-Apr-14	34	12.50	4493255	89865	4403390
783069859	24-Mar-14	24-Mar-14	14-Apr-14	22	12.50	5899841	117997	5781844
252762120	28-Mar-14	28-Mar-14	14-Apr-14	18	12.50	1558123	31162	1526961
1.596E+10						**466784467**	**9198005**	**457586462**
Interest paid on 15.07.2014:								
1.117E+10		15-Apr-14	14-Jul-14	91	12.75	354996995	6960725	348036270
387119624	25-Feb-13	15-Apr-14	14-Jul-14	91	12.50	12064344	241287	11823057
181700857	21-Mar-13	15-Apr-14	14-Jul-14	91	12.50	5662595	113252	5549343
165646090	28-Mar-13	15-Apr-14	14-Jul-14	91	12.50	5162258	103245	5059013
353018401	15-Apr-13	15-Apr-14	14-Jul-14	91	12.50	11001601	220032	10781569
150397524	28-Jun-13	15-Apr-14	14-Jul-14	91	12.50	4687046	93741	4593305
382107339	15-Jul-13	15-Apr-14	14-Jul-14	91	12.50	11908140	238163	11669977
171539618	23-Jul-13	15-Apr-14	14-Jul-14	91	12.50	5345926	106919	5239007
252179259	7-Aug-13	15-Apr-14	14-Jul-14	91	12.50	7859011	157180	7701831
110345550	29-Aug-13	15-Apr-14	14-Jul-14	91	12.50	3438851	68777	3370074
352731170	24-Sep-13	15-Apr-14	14-Jul-14	91	12.50	10992649	219853	10772796
416783280	15-Oct-13	15-Apr-14	14-Jul-14	91	12.50	12988794	259776	12729018
442131033	15-Jan-14	15-Apr-14	14-Jul-14	91	12.50	13778741	275575	13503166
385891329	12-Mar-14	15-Apr-14	14-Jul-14	91	12.50	12026065	240521	11785544
783069859	24-Mar-14	15-Apr-14	14-Jul-14	91	12.50	24403889	488078	23915811
252762120	28-Mar-14	15-Apr-14	14-Jul-14	91	12.50	7877176	157544	7719632
457586461	15-Apr-14	15-Apr-14	14-Jul-14	91	12.50	14260400	285208	13975192
350210768	23-Apr-14	23-Apr-14	14-Jul-14	83	12.50	9954621	199092	9755529
537939947	26-May-14	26-May-14	14-Jul-14	50	12.50	9211300	184226	9027074
1.73E+10						**537620402**	**10613194**	**527007208**

नार्थ ईस्टर्न इलेक्ट्रिक पावर कॉर्पोरेशन नई दिल्ली
NEEPCO
North Eastern Electric Power Corporation New Delhi

Interest paid on 01.10.2014:								
1.117E+10		15-Jul-14	30-Sep-14	78	12.75	304283139		304283139
387119624	25-Feb-13	15-Jul-14	30-Sep-14	78	12.50	10340867		10340867
181700857	21-Mar-13	15-Jul-14	30-Sep-14	78	12.50	4853653		4853653
165646090	28-Mar-13	15-Jul-14	30-Sep-14	78	12.50	4424793		4424793
353018401	15-Apr-13	15-Jul-14	30-Sep-14	78	12.50	9429944		9429944
150397524	28-Jun-13	15-Jul-14	30-Sep-14	78	12.50	4017468		4017468
382107339	15-Jul-13	15-Jul-14	30-Sep-14	78	12.50	10206977		10206977
171539618	23-Jul-13	15-Jul-14	30-Sep-14	78	12.50	4582223		4582223
252179259	7-Aug-13	15-Jul-14	30-Sep-14	78	12.50	6736295		6736295
110345550	29-Aug-13	15-Jul-14	30-Sep-14	78	12.50	2947587		2947587
352731170	24-Sep-13	15-Jul-14	30-Sep-14	78	12.50	9422271		9422271
416783280	15-Oct-13	15-Jul-14	30-Sep-14	78	12.50	11133252		11133252
442131033	15-Jan-14	15-Jul-14	30-Sep-14	78	12.50	11810350		11810350
385891329	12-Mar-14	15-Jul-14	30-Sep-14	78	12.50	10308056		10308056
783069859	24-Mar-14	15-Jul-14	30-Sep-14	78	12.50	20917620		20917620
252762120	28-Mar-14	15-Jul-14	30-Sep-14	78	12.50	6751865		6751865
457586461	15-Apr-14	15-Jul-14	30-Sep-14	78	12.50	12223200		12223200
350210768	23-Apr-14	15-Jul-14	30-Sep-14	78	12.50	9354945		9354945
537939947	26-May-14	15-Jul-14	30-Sep-14	78	12.50	14369629		14369629
527007206	15-Jul-14	15-Jul-14	30-Sep-14	78	12.50	14077590		14077590
1.783E+10						482191724		482191724
Charged to IDC during 2014-15 (upto 30.09.2014)								**1077569246**
Cumulative Interest as on 30.09.2014								**5,787,614,063**
Finance charge:								
1.Commitment fees paid in 2008-09								**614,523**
2.Prepayment premium @ 2.5 on loan outstanding plus S.Tax @ 12.36% in 2014-15								**500,786,404**
Total finance charges								**501,400,927**
Cumulative Interest as on 30.09.2014								**6,289,014,990**

Summary IDC charged to project:Rs.In lakh			
	Interest	*FC*	*Total*
2008-09	*754.14*	*6.15*	*760.29*
2009-10	*2560.56*		*2560.56*
2010-11	*5421.32*		*5421.32*
2011-12	*8844.02*		*8844.02*
2012-13	*12707.31*		*12707.31*
2013-14	*16813.10*		*16813.10*
2014-15	*10776.69*	*5007.86*	*15783.55*
Total	*57876.14*	*5014.01*	*62890.15*

Calculation of commitment fees:

Quarter	As per drawal schedule	Actual drawn	Quarter ending	Date of Drawal	From	To	No of Days upto the drawal	Commtt. Fees @ 0.25%	From	To	No of Days upto Qrt. ending	Commtt. Fees @ 0.25%	Total Payable	Service tax , E.Cess, HS.Cess @12.36%	Total Including service tax
I	781300000	0	30th June												
II	580200000	676480536	30th Sept	5/8/2008	1-Jul-08	4-Aug-08	35	187298	5-Aug-08	30-Sep-08	57	40923	228221	28209	256430
III	1160400000	531972947	31st Dec	1/12/2008	1-Oct-08	30-Nov-08	61	286207	1-Dec-08	31-Dec-08	31	32496	318703	39391	358094
IV	1353800000		31st March												
				Total				473505				73419	546924	67600	614523

नॉर्थ ईस्टर्न इलेक्ट्रिक पावर कॉर्पोरेशन नई दिल्ली
NEEPCO
New Delhi
North Eastern Electric Power Corporation

Summary drawal:

Year	Amount in lakh
2008-09	12084.53
2009-10	22123.10
2010-11	29382.41
2011-12	25286.10
2012-13	30146.09
2013-14	40529.56
2014-15	18727.44
Total	**178279.25**

Date wise drawal of PFC loan:

Year	Sl No	Date of drawal	Amount drawn	yearly drawal	Cumulative	Rate of interest(%)
2008-09:						
	1	5-Aug-08	676480536	676480536	676480536	12.00
	2	1-Dec-08	531972947	**1208453483**	1208453483	13.50
Balance as on 31.03.2009					**1208453483**	
2009-10:						
	3	27-May-09	303421956	303421956	1511875439	11.50
	4	5-Aug-09	302378563	605800519	1814254002	11.25
	5	1-Sep-09	309481911	915282430	2123735913	11.25
	6	21-Oct-09	326569039	1241851469	2450304952	11.25
	7	10-Dec-09	306561190	1548412659	2756866142	11.00
	8	22-Jan-10	360757049	1909169708	3117623191	11.00
	9	25-Mar-10	303140293	**2212310001**	3420763484	11.00
Balance as on 31.03.2010					**3420763484**	
	10	5-May-10	301824616	301824616	3722588100	11.00
	11	7-Jun-10	748562443	1050387059	4471150543	11.00
	12	9-Aug-10	123304395	1173691454	4594454938	11.00
	13	31-Aug-10	45811639	1219503093	4640266577	11.00
	14	19-Oct-10	450924631	1670427724	5091191208	11.25
	15	22-Nov-10	203041655	1873469379	5294232863	11.25
	16	18-Jan-11	450304979	2323774358	5744537842	11.25
	17	25-Feb-11	182740972	2506515330	5927278814	11.50
	18	29-Mar-11	431726107	**2938241437**	6359004921	11.75
Balance as on 31.03.2011					**6359004921**	
2011-12:						
	19	12-May-11	161885915	161885915	6520890836	11.75
	20	1-Jun-11	223083744	384969659	6743974580	12.25
	21	21-Jun-11	97935579	482905238	6841910159	12.25
	22	22-Jun-11	69673402	552578640	6911583561	12.25
	23	20-Sep-11	444707936	997286576	7356291497	12.75
	24	27-Oct-11	134278000	1131564576	7490569497	12.75
	25	9-Nov-11	315412877	1446977453	7805982374	12.75
	26	21-Dec-11	62185971	1509163424	7868168345	12.75
	27	**4-Jan-12**	197856654	1707020078	8066024999	12.75
	28	16-Jan-12	285753116	1992773194	8351778115	12.75
	29	7-Feb-12	144924343	2137697537	8496702458	12.75
	30	22-Feb-12	155318154	2293015691	8652020612	12.75
	31	27-Mar-12	235593894	**2528609585**	8887614506	12.75

Balance as on 31.03.2012					**8887614506**	
2012-13						
	32	16-Apr-12	269001685	269001685	9156616191	12.75
	33	24-May-12	130357118	399358803	9286973309	12.75
	34	12-Jun-12	138091713	537450516	9425065022	12.75
	35	16-Jul-12	289334284	826784800	9714399306	12.75
	36	10-Sep-12	300717506	1127502306	10015116812	12.75
	37	15-Oct-12	306347754	1433850060	10321464566	12.75
	38	17-Oct-12	109797179	1543647239	10431261745	12.75
	39	14-Nov-12	157008932	1700656171	10588270677	12.75
	40	15-Jan-13	331914738	2032570909	10920185415	12.75
	41	16-Jan-13	247571811	2280142720	11167757226	12.75
	42	25-Feb-13	387119624	2667262344	11554876850	12.50
	43	21-Mar-13	181700857	2848963201	11736577707	12.50
	44	28-Mar-13	165646090	**3014609291**	11902223797	12.50
Balance as on 31.03.2013					**11902223797**	
2013-14						
	45	15-Apr-13	353018404	353018404	12255242201	12.50
	46	28-Jun-13	150397524	503415928	12405639725	12.50
	47	15-Jul-13	382107339	885523267	12787747064	12.50
	48	23-Jul-13	171539618	1057062885	12959286682	12.50
	49	7-Aug-13	252179259	1309242144	13211465941	12.50
	50	29-Aug-13	110345550	1419587694	13321811491	12.50
	51	24-Sep-13	352731170	1772318864	13674542661	12.50
	52	15-Oct-13	416783277	2189102141	14091325938	12.50
	53	15-Jan-14	442131034	2631233175	14533456972	12.50
	54	12-Mar-14	385891329	3017124504	14919348301	12.50
	55	24-Mar-14	783069859	3800194363	15702418160	12.50
	56	28-Mar-14	252762120	**4052956483**	15955180280	12.50
2014-15:						
	57	15-Apr-14	457586461	457586461	16412766741	12.50
	58	23-Apr-14	350210768	807797229	16762977509	12.50
	59	26-May-14	537939947	1345737176	17300917456	12.50
	60	15-Jul-14	527007206	**1872744382**	**17827924662**	12.50
Total drawal					**17827924662**	

Loan prepaid on October 01,2014

Annexure I

Lending rate of PFC:

W.e.f	Interest Rate	Rebate	Net Interest rate
07/Jul/08	12.00%	0.25%	11.75%
29/Sep/08	13.50%	0.25%	13.25%
12/May/09	11.50%	0.25%	11.25%
31/Jul/09	11.25%	0.25%	11.00%
03/Dec/09	11.00%	0.25%	10.75%
03/Sep/09	11.25%	0.25%	11.00%
25/Feb/11	11.50%	0.25%	11.25%
07/Mar/11	11.75%	0.25%	11.50%
13/May/11	12.25%	0.25%	12.00%
27/Jul/11	12.75%	0.25%	12.50%
01/Feb/13	12.50%	0.25%	12.25%
		Average rate	11.68%

नॉर्थ ईस्टर्न इलेक्ट्रिक पावर कॉर्पोरेशन नई दिल्ली NEEPCO New Delhi North Eastern Electric Power Corporation

PSU Bonds:	Rs.in lakh
PSU bonds VIIth Series(2nd Tranc	1,100.00
PSU bonds XIVth Series:	228,737.40
PSU bonds XVth Series:	54,025.83
PSU bonds XVIth Series:	60,000.00
PSU bonds XVIIth Series:	30,000.00
PSU bonds XVIIIth Series:	16,955.02
PSU bonds XIXth Series:	30,000.00
PSU bonds XXth Series:	30,000.00
PSU bonds XXIst Series:	15,000.00
PSU bonds XXIInd Series:	50,000.00
Total	515,818.25

1.PSU bonds VIIth Series(2nd Tranche):

Calculation of Interest on Bond:(VIIth Series-2nd Tranche)

Year	Principal	Rate of interest	IDC	Finance charge	Total
2006-07	110000000	9.85%	10820158	38115	10858273
2007-08	110000000	9.85%	10835000	37059	10872059
2008-09	110000000	9.85%	10835000	38115	10873115
2009-10	110000000	9.85%	10835000	38886	10873886
2010-11	110000000	9.85%	10835000	35487	10870487
2011-12 upto Dec'11	110000000	9.85%	8163356	3399	8166755
Total			62323514	191061	62514575
Jan.12 to March ,12			2627280		2627280
Total			64950794	191061	65141855

2.PSU bonds XIV th Series:
Date of allotment: 01.10.2014
Amount mobilised: 29.09.2014
Interest due half-yearly on 1st Apl & 1st Oct

Allocation		In crore	Rs. In lakh
Kameng	22873740000	2287.374	228737.40
Tuirial	1846260000	184.626	18462.60
Solar PP	280000000	28.00	2800.00
PSU Bonds XIVth series	25000000000	2500.00	250000.00

3.PSU bonds XV th Series:
Date of allo 25.03.2015
Amount mo 30.09.2015
Interest due half-yearly on 15th Dec & 15th June

Allocation	Amount	Ratio	In lakh
Kameng	5402583000	90.04%	54025.83
TGBPP	597417000	9.96%	5974.17
	6000000000	100.00%	60000.00

4.PSU bonds XVIth Series:
Date of a 30.09.2015
Amount r 30.09.2015
Interest due half-yearly on 15th Dec & 15th June

Allocatior	Rs. in lakh	Ratio
1.Kameng	60000.00	66.67%
2.Pare	30000.00	33.33%
Total	90000.00	####

5.PSU bonds XVIIth Series:(alootment date 27.03.2017)

Allocation	Rs. in lakh	Ratio
1.Kameng	30000.00	100.00%

6.PSU bonds XVIIIth Series:
Date of allotment & amount r 15.11.2017
Interest due half-yearly on 15th May & 15th Nov

Allocation	Rs. in lakh	Ratio
1.Kameng	16955.02	33.91%
2.Tuirial	33044.98	66.09%
Total	50000.00	100.00%

7.PSU bonds XIXth Series:
Date of allotment:05.03.2018
Interest due half-yearly on 10th Aug & 10th Feb

Allocation	Rs. in lakh	Ratio
1.Kameng	30000.00	100.00%
Total	30000.00	

8.PSU bonds XXth Series:
Date of allotment:29.11.2018
Interest due half-yearly on 29th May & 29th Nov

Allocation	Rs. in lakh	Ratio
1.Kameng	30000.00	100.00%
Total	#####	

1.XIVth series - Rs.2500 crore:

	Principal	Rate	From	To	No of days	Cash flow	Interest	KaNEP	Tuirial	Solar PP
2014-15:										
Interest on application money	25000000000	9.60%	29-Sep-14	30-Sep-14	2		13150685	12032214	971183	147288
Interest paid	25000000000	9.60%	1-Oct-14	31-Mar-15	182		1196712329	1094931467	88377684	13403178
Total							1209863014	1106963681	89348867	1.4E+07
2015-16:										
Interest paid	25000000000	9.60%	1-Apr-15	30-Sep-15	183		1203287671	1100947573	88863276	13476922
Interest paid	25000000000	9.60%	1-Oct-15	31-Mar-16	183	48000	1200000000	1097939520	88620480	13440000
Total							2403287671	2198887093	177483756	2.7E+07
2016-17:										
Interest paid	25000000000	9.60%	1-Apr-16	30-Sep-16	183	48000	1200000000	1097939520	88620480	13440000
Interest paid	25000000000	9.60%	1-Oct-16	31-Mar-17	182	47608	1190200000	1088973014	87896746	13330240
Total							2390200000	2186912534	176517226	2.7E+07
2017-18:										
Interest paid	25000000000	9.60%	1-Apr-17	2-Oct-17	185	48392	1209800000	1106908026	89344214	13549760
Interest accrued	25000000000	9.60%	3-Oct-17	31-Mar-18	180		1183561644	1082899253	87406501	13255890
Total							2393361644	2189805279	176750715	2.7E+07
2018-19:										
Interest paid	25000000000	9.60%	3-Oct-17	1-Apr-18	181	47868	1196700000	1094920186	88376774	13403040
Interest paid	25000000000	9.60%	2-Apr-18	30-Sep-18	182	48132	1203300000	1100958854	88864186	13476960
Interest accrued	25000000000	9.60%	1-Oct-18	31-Mar-19	182	47868	1196700000	1094920186	88376774	13403040
Total							3596700000	3290799226	265617734	4E+07
2019-20:										
Interest paid	25000000000	9.60%	1-Oct-18	31-Mar-19	182	47868	1196700000	1094920186	88376774	13403040
Interest paid	25000000000	9.60%	1-Apr-19	30-Sep-19	183	48132	1203300000	1100958854	88864186	13476960
Interest paid	25000000000	9.60%	1-Oct-19	31-Mar-20	183	48000	1200000000	1097939520	88620480	13440000
Total							3600000000	3293818560	265881440	4E+07
2020-21:										
Interest paid	25000000000	9.60%	1-Apr-20	16-Jun-20	77	20197	504925000	461980927	37288913	5555160
Interest paid	25000000000	9.60%	17-Jun-20	30-Jun-20	14	3672	91800000	82994280	6779467	1028160
Interest paid	25000000000	9.60%	1-Jul-20	30-Sep-20	92	24131	603275000	275983110	44552100	6756680
Interest accrued	20000000000	9.60%	1-Oct-20	30-Nov-20	61		320876712	146793010	23696874	3593819
Total							1520876712	947751326	112317354	1.7E+07
Charged to project (IDC)								15214937699		

2.XVth series - Rs.600 crore:

2014-15:	Principal	Rate	From	To	No.of days	Cash flow	Interest	KaNEP	TGBPP
Interest accrued	6000000000	9.15%	25-Mar-15	31-Mar-15	7		10528767	9480423	1048344
Total							10528767	9480423	1048344
2015-16:									
Interest paid	6000000000	9.15%	25-Mar-15	24-Sep-15	184	46000	276000000	248518818	27481182
Interest paid	6000000000	9.15%	25-Sep-15	27-Mar-16	185	46250	277500000	249869464	27630536
Interest accrued	6000000000	9.15%	28-Mar-16	31-Mar-16	4		6016438	5417384	599054
Total							559516438	503805666	55710772
2016-17:									
Interest paid	6000000000	9.15%	28-Mar-16	25-Sep-16	182	45625	273750000	246492849	27257151
Interest paid	6000000000	9.15%	26-Sep-16	26-Mar-17	182	45625	273750000	246492849	27257151
Interest accrued	6000000000	9.15%	27-Mar-17	31-Mar-17	5		7520548	6771731	748817
Total							555020548	499757429	55263119
2017-18:									
Interest paid	6000000000	9.15%	27-Mar-17	24-Sep-17	182	45625	273750000	246492849	27257151
Interest paid	6000000000	9.15%	25-Sep-17	25-Mar-18	182	45625	273750000	246492849	27257151
Interest accrued	6000000000	9.15%	26-Mar-18	31-Mar-18	6		9024658	8126077	898581
Total							556524658	501111775	55412883
2018-19:									
Interest paid	6000000000	9.15%	26-Mar-18	24-Sep-18	183	45875	275250000	247843495	27406505
Interest paid	6000000000	9.15%	25-Sep-18	24-Mar-19	181	45375	272250000	245142204	27107796
Interest accrued	6000000000	9.15%	25-Mar-19	31-Mar-19	7		10528767	9480423	1048344
Total							558028767	502466122	55562645
2019-20:									
Interest paid	6000000000	9.15%	25-Mar-19	25-Sep-19	185	46250	277500000	249869464	27630536
Interest paid	6000000000	9.15%	26-Sep-19	24-Mar-20	181	45250	271500000	244466881	27033119
Interest accrued	6000000000	9.15%	25-Mar-20	31-Mar-20	7		10500000	9454520	1045480
Total							559500000	503790865	55709135
2020-21:									
Interest paid	6000000000	9.15%	25-Mar-20	16-Jun-20	84	21058	126348000	113767593	12580407
Interest paid	6000000000	9.15%	17-Jun-20	30-Jun-20	14	3510	21060000	18222300	2096934
Interest paid	6000000000	9.15%	1-Jul-20	24-Sep-20	86	21558	129348000	116234447	12879116
Interest accrued	6000000000	9.15%	25-Sep-20	30-Nov-20	67		100500000	85246633	10006735
Total							377256000	331470967	37563192
Charged to project (IDC)								2751883247	

नॉर्थ ईस्टर्न इलेक्ट्रिक पावर कॉर्पोरेशन नई दिल्ली
NEEPCO
North Eastern Electric Power Corporation New Delhi

3. XVIth series - Rs.900 crore:

2015-16:	Principal	Rate	From	To	No.of days	Cash flow	Interest	KaHEP	Pare
Interest paid	9000000000	8.68%	30-Sep-15	14-Dec-15	76	18073	162657000	108438000	54219000
Interest accrued	9000000000	8.68%	15-Dec-15	31-Mar-16	108		230518033	153678688	76839345
Total							393175033	262116688	131058345
2016-17:									
Interest paid	9000000000	8.68%	15-Dec-15	14-Jun-16	183	43400	390600000	260400000	130200000
Interest paid	9000000000	8.68%	15-Jun-16	14-Dec-16	183	43400	390600000	260400000	130200000
Interest accrued	9000000000	8.68%	15-Dec-16	31-Mar-17	107		229009315	152672877	76336438
Total							1010209315	673472877	336736438
2017-18:									
Interest paid	9000000000	8.68%	15-Dec-16	14-Jun-17	182	43281	389529000	259686000	129843000
Interest paid	9000000000	8.68%	15-Jun-17	14-Dec-17	183	43519	391671000	261114000	130557000
Interest accrued	9000000000	8.68%	15-Dec-17	31-Mar-18	107		229009315	152672877	76336438
Total							1010209315	673472877	336736438
2018-19:									
Interest paid	9000000000	8.68%	15-Dec-17	14-Jun-18	182	43281	389529000	259686000	129843000
Interest paid	9000000000	8.68%	15-Jun-18	14-Dec-18	183	43519	391671000	261114000	130557000
Interest accrued	9000000000	8.68%	15-Dec-18	31-Mar-19	107		229009315	152672877	76336438
Total							1010209315	673472877	336736438
2019-20									
Interest paid	9000000000	8.68%	15-Dec-18	14-Jun-19	182	43163	388467000	258978000	129489000
Interest paid	9000000000	8.68%	15-Jun-19	15-Dec-19	184	43637	392733000	261822000	130911000
Interest accrued	9000000000	8.68%	16-Dec-19	31-Mar-20	107		228383607	152255738	76127869
Total							1009583607	673055738	336527869
2020-21:									
Interest paid	9000000000	8.68%	16-Dec-19	14-Jun-20	182	43281	389529000	259686000	129843000
Interest paid	9000000000	8.68%	15-Jun-20	16-Jun-20	2		4268852	2845901	1422951
Interest paid	9000000000	8.68%	17-Jun-20	30-Jun-20	14		29881967	19920983	9960656
Interest accrued	9000000000	8.68%	1-Jul-20	30-Nov-20	153		326567213	108855738	108855738
Total							750247032	386286522	250082345
Charged to project (IDC)								3341919679	

4. XVIIth series - Rs.300 crore:

2016-17	Principal	Rate	From	To	No.of days	Cash flow	Interest	KaHEP
Interest accrued	3000000000	7.80%	27-Mar-17	31-Mar-17	5		3205479	3205479
Total							3205479	3205479
2017-18:								
Interest paid	3000000000	7.80%	27-Mar-17	26-May-17	61	13036	39108000	39108000
Interest paid	3000000000	7.80%	27-May-17	26-Nov-17	184	39321	117963000	117963000
Interest accrued	3000000000	7.80%	27-Nov-17	31-Mar-18	125		80136986	80136986
Total							237207986	237207986
2018-19								
Interest paid	3000000000	7.80%	27-Nov-17	26-May-18	181	38679	116037000	116037000
Interest paid	3000000000	7.80%	27-May-18	26-Nov-18	184	39321	117963000	117963000
Interest accrued	3000000000	7.80%	27-Nov-18	31-Mar-19	125		80136986	80136986
Total							314136986	314136986
2019-20								
Interest paid	3000000000	7.80%	27-Nov-18	26-May-19	181	38679	116037000	116037000
Interest paid	3000000000	7.80%	27-May-19	26-Nov-19	184	39213	117639000	117639000
Interest accrued	3000000000	7.80%	27-Nov-19	31-Mar-20	126		80557377	80557377
Total							314233377	314233377
2020-21								
Interest paid	3000000000	7.80%	27-Nov-19	26-May-20	182	38787	116361000	116361000
Total							116361000	116361000
Charged to project (IDC)								985144828

5. XVIIIth series - Rs.500 crore:

2017-18:	Principal	Rate	From	To	No.of days	Cash flow	Interest	KaHEP	Turial
Interest accrued	5000000000	7.68%	15-Nov-17	31-Mar-18	137		144131507	48875052	95256455
Total							144131507	48875052	95256455
2018-19:									
Interest paid	5000000000	7.68%	15-Nov-17	14-May-18	181	38084	190420000	64571498	125848502
Interest paid	5000000000	7.68%	15-May-18	14-Nov-18	184	38716	193580000	65643055	127936945
Interest accrued	5000000000	7.68%	15-Nov-18	31-Mar-19	137		144131507	48875052	95256455
Total							528131507	179089605	349041902
2019-20:									
Interest paid	5000000000	7.68%	15-Nov-18	14-May-19	181	38084	190420000	64571498	125848502
Interest paid	5000000000	7.68%	15-May-19	14-Nov-19	184	38716	193580000	65643055	127936945
Interest accrued	5000000000	7.68%	15-Nov-19	31-Mar-20	138		144786885	49097291	95689594
Total							528786885	179311844	349475041
2020-21:									
Interest paid	5000000000	7.68%	15-Nov-19	14-May-20	182	38585	191429000	64829249	126599751
Interest paid	5000000000	7.68%	15-May-20	16-Jun-20	33	6935	34625000	11741351	22883649
Interest paid	5000000000	7.68%	17-Jun-20	30-Jun-20	14	2938	14690000	3736039	9708615
Interest paid	5000000000	7.68%	1-Jul-20	14-Nov-20	137	28748	143740000	24371146	94997709
Interest accrued	5000000000	7.68%	15-Nov-20	30-Nov-20	16		16632877	2854018	11124842
Total							401362877	107631802	265260566
Charged to project (IDC)								514908303	

6. XIXth series - Rs.300 crore:

2017-18:	Principal	Rate	From	To	No.of days	Cash flow	Interest	KaHEP
Interest accrued	3000000000	8.75%	6-Mar-18	31-Mar-18	26		18698630	18698630
Total							18698630	18698630
2018-19:								
Interest paid	3000000000	8.75%	6-Mar-18	9-Aug-18	157	37637	112911000	112911000
Interest paid	3000000000	8.75%	10-Aug-18	9-Feb-19	184	44110	132330000	132330000
Interest accrued	3000000000	8.75%	10-Feb-19	31-Mar-19	50		35958904	35958904
Total							281199904	281199904
2019-20								
Interest paid	3000000000	8.75%	10-Feb-19	9-Aug-19	181	43390	130170000	130170000
Interest paid	3000000000	8.75%	10-Aug-19	9-Feb-20	184	44110	132330000	132330000
Interest accrued	3000000000	8.75%	10-Feb-20	31-Mar-20	51		36577869	36577869
Total							299077869	299077869
2020-21:						43511		
Interest paid	3000000000	8.75%	10-Feb-20	16-Jun-20	126	30601	91803000	91803000
Interest paid	3000000000	8.75%	17-Jun-20	30-Jun-20	14	3347	10041000	7530750
Interest paid	3000000000	8.75%	1-Jul-20	9-Aug-20	40	9563	28689000	14344500
Interest accrued	3000000000	8.75%	10-Aug-20	30-Nov-20	113		81267123	40633562
Total							211800123	154311812
Charged to project (IDC)								753280215

8. XXth series - Rs.300 crore:

2018-19:	Principal	Rate	From	To	No.of days	Cash flow	Interest	KaHEP
Interest accrued	3000000000	9.50%	29-Nov-18	31-Mar-19	123		96041096	96041096
Total							96041096	96041096
2019-20:								
Interest paid	3000000000	9.50%	29-Nov-18	28-May-19	181	47110	141330000	141330000
Interest paid	3000000000	9.50%	29-May-19	28-Nov-19	184	47890	143670000	143670000
Interest accrued	3000000000	9.50%	29-Nov-19	31-Mar-20	124		96557377	96557377
Total							381557377	381557377
2020-21:								
Interest paid	3000000000	9.50%	29-Nov-19	28-May-20	182	47240	141720000	141720000
Interest paid	3000000000	9.50%	29-May-20	16-Jun-20	19	4932	14796000	14796000
Interest paid	3000000000	9.50%	17-Jun-20	30-Jun-20	14	3634	10901639	8176229
Interest paid	3000000000	9.50%	1-Jul-20	28-Nov-20	151	39194	117581967	58790984
Interest accrued	3000000000	9.50%	29-Nov-20	30-Nov-20	2		1561644	780822
Total							286561250	224264035
Charged to project (IDC)								701862508

नॉर्थ ईस्टर्न इलेक्ट्रिक पावर कॉर्पोरेशन नई दिल्ली
NEEPCO
New Delhi
North Eastern Electric Power Corporation Ltd.

9. XXIst series - Rs.150 crore:

2019-20:	Principal	Rate	From	To	No.of days	Cash flow	Interest	KaHEP
Interest paid	1500000000	8.69%	26-Sep-19	25-Mar-20	182	43213	64819500	64819500
Interest accrued	1500000000	8.69%	26-Mar-20	31-Mar-20	6		2136885	2136885
Total							66956385	66956385
2020-21:	**Principal**	**Rate**	**From**	**To**	**No.of days**	**Cash flow**	**Interest**	**KaHEP**
Interest paid	1500000000	8.69%	26-Mar-20	16-Jun-20	83	19707	29560500	29560500
Interest paid	1500000000	8.69%	17-Jun-20	30-Jun-20	14	3324	4986000	4986000
Interest paid	1500000000	8.69%	1-Jul-20	25-Sep-20	87	20656	30984000	15492000
Interest accrued	1500000000	8.69%	26-Sep-20	30-Nov-20	66		23570137	11785069
Total							89100637	60577869
Charged to project (IDC)								127533454

10. XXIInd series - Rs.500 crore:

2020-21:	Principal	Rate	From	To	No.of days	Cash flow	Interest	KaHEP
Interest accrued	5000000000	7.55%	10-Jun-20	16-Jun-20	7		7219945	7219945
Interest accrued	5000000000	7.55%	17-Jun-20	30-Jun-20	14		14439891	10829918
Interest accrued	5000000000	7.55%	1-Jul-20	30-Nov-20	153		157807377	78903689
Charged to project (IDC)							179467213	96953552

24553382277

Summary of interest on bonds:KaHEP

Year	Rs.in lakh										Total
	VIIth series	XIVth Series	XVth Series	XVIth series	XVIIth serie	XVIIIth series	XIXth series	XXth series	XXIst series	CIInd seri	
2006-07	108.20										108.20
2007-08	108.35										108.35
2008-09	108.35										108.35
2009-10	108.35										108.35
2010-11	108.35										108.35
2011-12	107.91										107.91
2012-13											-
2013-14											-
2014-15		11,069.64	94.80								11,164.44
2015-16		21,988.87	5,038.06	2,621.17							29,648.09
2016-17		21,869.13	4,997.57	6,734.73	32.05						33,633.48
2017-18		21,898.05	5,011.12	6,734.73	2,372.08	488.75	186.99				36,691.72
2018-19		32,907.99	5,024.66	6,734.73	3,141.37	1,790.90	2,812.00	960.41			53,372.06
2019-20		32,938.19	5,037.91	6,730.56	3,142.33	1,793.12	2,990.78	3,815.57	669.56		57,118.02
2020-21		9,477.51	2,314.71	3,863.29	1,163.61	1,076.32	1,543.12	2,242.64	605.77	969.54	23,256.90
Total	649.51	152,149.38	27,518.83	33,419.20	9,851.45	5,149.08	7,532.88	7,018.63	1,275.33	969.54	245,533.82

245,533.82

नॉर्थ ईस्टर्न इलेक्ट्रिक पावर कॉर्पोरेशन नई दिल्ली
NEEPCO
North Eastern Electric Power Corporation
New Delhi

Allocation:

1.PSU Bonds XIVth series Rs.2500 cr.

Allocation	Rs. in lakh	Ratio
1. Kameng HEP	228737.40	91.49%
2. Tuirial HEP	18462.60	7.39%
3. Solar PP, Monarchak	2800.00	1.12%
Total	250000.00	100.00%

2.PSU Bonds XVth series Rs.600 cr.	Rs. in lakh	Ratio
1.Kameng	54025.83	90.04%
2.TGBPP	5974.17	9.96%
Total	60000.00	100.00%

3.PSU Bonds XVth series Rs.900 cr.	Rs. in lakh	Ratio
1.Kameng	60000.00	66.67%
2.TGBPP	30000.00	33.33%
Total	90000.00	100.00%

4.PSU bonds XVIth Series:

Interest due half-yearly on 15th Dec & 15th June

Allocation	Rs. in lakh	Ratio
1.Kameng	60000.00	66.67%
2.Pare	30000.00	33.33%
Total	90000.00	100.00%

5.PSU bonds XVIIth Series:(alootment date 27.03.2017)

Allocation	Rs. in lakh	Ratio
1.Kameng	30000.00	100.00%

6.PSU bonds XVIIIth Series:(allotment date 15.11.2017)

Allocation	Rs. in lakh	Ratio
1.Kameng	16955.02	33.91%
2.Tuirial	33044.98	66.09%
Total	50000.00	100.00%

7.PSU bonds XIXth Series:(Allotment date 06.03.2018)

Allocation	Rs. in lakh	Ratio
1.Kameng	30000.00	100.00%
Total	30000.00	

8.PSU bonds XXth Series: (Allotment date 29.11.2018)

Allocation	Rs. in lakh	Ratio
1.Kameng	30000.00	100.00%
Total	30000.00	

A.Initial Finance charges-One time

2014-15:

Sl	PSU BONDS XIV series:One time fees	Total	KaHEP	Tuirial	Solar PP		
1	Arrangers' fees @ 0.05%	14045000	12850467	1037229	157304		
2	Fees for adjudication of Trust Deed including stamp duty	2070000	1893946	152870	23184		
4	Initial credit rating fee - CARE	325844	298131	24064	3649		
5	Initial credit rating fee - ICRA	421350	385514	31117	4719		
6	RTA fees-MCS	2809	2570	207	31		
7	Corporate action fee for conversion of LOA to debentures	1124	1028	83	13		
8	SBICAP Initial acceptance fee	141450	129398	10467	1584		
10	Land valuation expenses paid to M/s Singhi & Co.	6861	6276	508	77		
12	Corporate action fees-NSDL	2247	2247				
11	Professional fees -Singhi & Co	180000	164691	13293	2016		
12	Out of pocket expenses -Singhi & Co	17420	15939	1286	195		
13	Out of pocket expenses -SBICAP	24789	22677	1834	278		
14	Listing fees-BSE-Initial	38708	38708				
	Total after rectification	17277602	15811892	1272958	192750	17276478	1124

Sl	PSU BONDS XV series:One time fees	Total	KaHEP	TGBPP
1	Fees for adjudication of Trust deed including stamp duty-Singhi & Co	2257410	2032641	224769
2	Certification fees-Nundi & Associates	5618	5059	559
3	Initial credit rating fee - CARE	157304	141641	15663
4	SBICAP Initial acceptance fee	113350	102073	11287
5	Listing fees-Bombay Stock Exchange	38708	34854	3854
6	Out of pocket exps-as supplementary-SBICAP Trustee	11408	10272	1136
7	Corporate action fee for conversion of LOA to debentures	1124	1012	112
8	RTA fees-MCS	2809	2529	280
Total share of TGBPP rectified in the Q1 of 201		2587741	2330081	257660

2015-16:

Sl	PSU BONDS XVI series:One time fees	Total	KaHEP	PareHEP
1	Initial credit rating-CRISIL	1368000	912000	456000
2	Initial credit rating-CARE	239400	159600	79800
3	Initial credit rating-ICRA	456000	304000	152000
4	Arranger fees	1026000	684000	342000
5	Corporate action-NSDL	1140	760	380
6	Trusteeship fees-SBICAP Trustee	115000	76667	38333
7	Listing fees-Bombay Stock Exchange	39200	26133	13067
8	Fees for search report -R Pal	7646	5099	2549
9	Fees for adjudication of Trust deed including stamp duty-Singhi & Co	2070000	1380000	690000
10	Professional fees-Singhi & Co	180000	120000	60000
11	Out of pocket exps-Singhi & Co	7000	4667	2333
12	Fees for title search report-Singhi & Co	22500	15000	7500
13	RTA fees-MCS	23940	15960	7980
14	Corporate action fee for conversion of LOA to debentures	1145	763	382
15	Corporate action-NSDL	1140	760	380
16	SBICAP Trustee-Out of pocket exp	10453	6969	3484
17	SBICAP Annual Trusteeship fee (w.e.f.30.09.2015 to 31/3/2016)	28782	6969	21813
	fees for change of RTA	2434	6969	-4535
18	Advertisement exps NIB	1360748	907165	453583
	Total (after rectification)	6960530	4633481	2327049
	Transferred from other exp-bonds-621022	6960531	4640354	2320177

B.Annual fees:

2014-15:

Sl	PSU Bonds XIVth Series	Total	KaHEP	Turial	Solar PP	TGBPP
1	SBICAP Annual Trusteeship fee (w.e.f.17/9/14 to 31/3/15)	45252	41396	3349	507	
	Total	45252	41396	3349	507	0
	PSU Bonds XVth Series					
	Total	0	0	0	0	0

	Total during 2014-15	45252	41396	3349	507	0

	Total (One time + annual)	19910595	18183059	1533967	193557	0

2015-16:

Sl	1.PSU Bonds XIVth Series	Total	KaHEP	Turial	Solar PP	TGBPP
1	SBICAP Annual Trusteeship fee	84270	77103	6223	944	
2	CARE Surveillance fees (Sept 12,2015 to Sept 11,2016)	102600	93873	7578	1149	
3	ICRA Surveillance fees (From Sept'15 to May'16)	119700	109519	8840	1341	
4	BSE annual listing fees	33708	30841	2489	378	
5	MCs-RTA	2809	2570	208	31	
6	CDSL custodian fees	64422	58943	4758	722	
7	NSDL custodian fees	50724	46410	3746	568	
9	R Pal & Co-Certification aggregating Rs.323	6842	6260	505	77	
10	R Pal & Co-Certification aggregating Rs.310	1839	1682	136	21	
11	R Pal & Co-Certification aggregating Rs.423	5410	4950	400	60	
12	Nundi-Certification aggregating Rs.2500	4600	4209	340	51	
13	NSDL-fees for change of RTA	3382	3093	250	38	
14	CDSL-fees for change of RTA	3381	3093	250	38	
	Total (B)	482587	442586	35723	5418	0
	2.PSU Bonds XVth Series					
1	SBICAP annual fees	57000	51325			5675
	SBICAP annual fees (w.e.f.25.03.2015 to 31.03.2015)	1093	984			109
2	CDSL annual fees paid on 16.02.2015	15461	13922			1539
3	NSDL annual fees paid on 06.01.2016.2016	12174	10962			1212
4	CARE Surveillance fees	45600	41240			4360
	NSDL corporate action	1124	1013			111
5	Nundi-Certification aggregating Rs.3100	1100	990			110
6	R Pal & Co-Certification aggregating Rs.323	1642	1479			163
7	R Pal & Co-Certification aggregating Rs.310	441	397			44
8	R Pal & Co-Certification aggregating Rs.423	1299	1170			129
9	NSDL-fees for change of RTA	812	731			81
10	CDSL-fees for change of RTA	812	731			81
	Total	138759	124944	0	0	13814

Sl	3.PSU Bonds XVIth Series	Total	KaHEP	Turial	Solar PP	TGBPP	PareHEP
1	SBICAP Annual Trusteeship fee (w.e.f.30.09.2015 to 31/3/2016)						
2	CARE Surveillance fees		0				0
3	ICRA Surveillance fees						
4	CRISIL Surveillance fees		0				0
5	R Pal & Co-Certification aggregating Rs.4230.50						
6	NSDL-fees for change of RTA						
7	CDSL-fees for change of RTA						
8	NSDL-Corporate action fees	5725	3817				1908
9	NSDL annual fees paid on 06.01.2016.2016	18260	12173				6087
	Total	23985	15990	0	0	0	7995

Summary-2015-16	Total	KaHEP	Turial	Solar PP	TGBPP	PareHEP
Total annual charges- 2015-16 bonds	646430	583480	35723	5418	13814	7995
Total of annual + one time fees	7606960	5216961	2362772	5418	13814	7995
Reversal of trustee fees on rectification of pro	-144900	-33000			-111900	
Net charge to projects	7462060	5183961	2362772	5418	-98086	7995

2016-17

	1.PSU Bonds XIVth Series	Total	KaHEP	Turial	Solar PP	TGBPP	Pare
1	BSE annual listing fees	34350	31429	2537	385		
2	NSDL annual custody fees (Rs.4232.5)	50724	46410	3746	568		
3	CDSL annual custody fees (Rs.4232.5)	50724	46410	3746	568		
4	SBICAP annual trustee fees	85875	78571	6342	962		
5	ICRA-Rating surveillance fees	160300	146667	11838	1795		
6	CARE-Rating surveillance fees	103,500	94698	7643	1159		
7	R pal certification fees-Qrtly Asset cover-30.06.16	1,438	1316	106	16		
	Total	486911	445501	35936	5453	0	0

	2.PSU Bonds XVth Series	Total	KaHEP	Turial	Solar PP	TGBPP	Pare
1	BSE annual listing fees	34350	30930			3420	
2	NSDL annual custody fees (Rs.4232.5)	12174	10962			1212	
3	CDSL annual custody fees (Rs.4232.5)	12174	10962			1212	
4	SBICAP annual trustee fees	57250	51550			5700	
5	CARE rating surveillance fees	46,000	41420			4580	
6	R pal certification fees-Asset cover ratio	345	311			34	
	Total	162293	145135	0	0	16158	0

	3.PSU Bonds XVIth Series	Total	KaHEP	Turial	Solar PP	TGBPP	Pare
1	BSE annual listing fees	34350	22900				11450
2	NSDL annual custody fees (Rs.4232.5)	18260	12173				6087
3	CDSL annual custody fees (Rs.4232.5)	18260	12173				6087
4	SBICAP annual trustee fees	57250	38167				19083
5	CRISI annual fees	468821	312547				156274
6	ICRA annual rating fee	166979	111319				55660
7	CARE annual rating fee	69000	46000				23000
8	R pal certification fees-Asset cover ratio	518	345				173
	Total	833438	555624	0	0	0	277814
Add:	Amortization of bond expenses-: 2016-17	366098	294,318				73780

2017-18

	1.PSU Bonds XIVth Series	Total	KaHEP	Turial	Solar PP	TGBPP	Pare
1	BSE annual listing fees	34500	31566	2548	386		
2	NSDL annual custody fees	47573	43527	3513	533		
3	CDSL annual custody fees	47573	43527	3513	533		
4	SBICAP annual trustee fees	88500	80973	6536	991		
5	ICRA-Rating surveillance fees	161000	147308	11890	1803		
6	CARE-Rating surveillance fees	106,200	97169	7842	1189		
			0	0	0		
	Total	485346	444070	35842	5435	0	0

	2.PSU Bonds XVth Series	Total	KaHEP	Turial	Solar PP	TGBPP	Pare
1	BSE annual listing fees	34500	31065			3435	
2	NSDL annual custody fees	11417	10280			1137	
3	CDSL annual custody fees	11417	10280			1137	
4	SBICAP annual trustee fees	59,000	53125			5875	
5	CARE rating surveillance fees	47,200	42500			4700	
			0			0	
	Total	163534	147250	0	0	16284	0

	3.PSU Bonds XVIth Series	Total	KaHEP	Turial	Solar PP	TGBPP	Pare
1	BSE annual listing fees	34500	23000				11500
2	NSDL annual custody fees	17126	11417				5709
3	CDSL annual custody fees	17126	11417				5709
4	SBICAP annual trustee fees	57500	38333				19167
5	CRISI annual fees	690000	460000				230000
6	ICRA annual rating fee	201250	134167				67083
7	CARE annual rating fee	70800	47200				23600
8	R pal certification fees-Asset cover ratio		0				0
	Total	1088302	725534	0	0	0	362768
Add:	Amortization of bond expenses-: 2017-18	353197	235464				117733

	3.PSU Bonds XVIIth Series	Total	KaHEP	Turial	Solar PP	TGBPP	Pare
1	BSE annual listing fees		0				
2	NSDL annual custody fees	5709	5709				
3	CDSL annual custody fees	5709	5709				
4	SBICAP annual trustee fees	59806	59806				
5	ICRA annual rating fee	14376	14376				
6	CARE annual rating fee	47,200	47200				
7	Singhi & Co reimbursement-DTD	19,750	19750				
8	Singhi & Co-search report-DTD	22,420	22420				
9	R pal fees-search report	5,900	5900				
10	R pal certification fee	9,440	9440				
11	SBICAP reimbursement-DTD	806	806				
12	SBICAP reimbursement-DTD	118	118				
	Total	191236	191236	0	0	0	0
Add:	Amortization of bond expenses-: 2017-18	576636	576,636				

	PSU Bonds XVIIIth Series	Total	KaHEP	Turial	Solar PP	TGBPP	Pare
1	SBICAP trustee fee (15.11.17 to 31.3.18 for	22,145	7,509	14,636			
2	Singhi out of pocket exps	7,450	2,526	4,924			
3	R pal fees-search report	5,900	2,001	3,899			
4	R pal certification fee	4,720	1,601	3,119			
	Total	40,215	13,637	26,578	0	0	0

उत्तर पूर्वी इलेक्ट्रिक पावर कार्पोरेशन
नई दिल्ली
NEEPCO
North Eastern Electric Power Corporation
New Delhi

2018-19-

	1.PSU Bonds XIVth Series	Total	KaHEP	Turial	Solar PP	TGBPP	Pare
1	BSE annual listing fees	35400	32369	2614	396		
2	NSDL annual custody fees	41491	37962	3064	465		
3	CDSL annual custody fees	42746	39110	3157	479		
4	SBICAP annual trustee fees	88500	80973	6536	991		
5	ICRA-Rating surveillance fees	165200	151151	12200	1850		
6	CARE-Rating surveillance fees	106200	97168	7843	1189		
7	RTA	755	691	56	8		
	Total	480292	439444	35470	5378	0	0

439444

	2.PSU Bonds XVth Series	Total	KaHEP	Turial	Solar PP	TGBPP	Pare
1	BSE annual listing fees	35400	31875			3525	
2	NSDL annual custody fees	9958	8966			992	
3	CDSL annual custody fees	10259	9238			1021	
4	SBICAP annual trustee fees	59000	53125			5875	
5	CARE rating surveillance fees	47,200	42500			4700	
6	RTA	181	163			18	
	Total	161998	145867	0	0	15131	0

	3.PSU Bonds XVIth Series	Total	KaHEP	Turial	Solar PP	TGBPP	Pare
1	BSE annual listing fees	35400	23600				11800
2	NSDL annual custody fees	14937	9958				4979
3	CDSL annual custody fees	15389	10259				5130
4	SBICAP annual trustee fees	59000	39333				19667
5	CRISI annual fees	708,000	472000				236000
6	ICRA annual rating fee	206500	137667				68833
7	CARE annual rating fee	70,800	47200				23600
8	RTA	272	181				91
	Total	1110298	740198	0	0	0	370100
Add:	Amortization of bond expenses-: 2018-19	373174	248783				124391

	3.PSU Bonds XVIIth Series	Total	KaHEP	Turial	Solar PP	TGBPP	Pare
1	BSE annual listing fees	35400	35400				
2	NSDL annual custody fees	4979	4979				
3	CDSL annual custody fees	5130	5130				
4	SBICAP annual trustee fees	59000	59000				
5	ICRA annual rating fee	59000	59000				
6	CARE annual rating fee	47,200	47200				
7	RTA	91	91				
8	NSDL corporate action fee	61	61				
	Total	210661	210661	0	0	0	0
Add:	Amortization of bond expenses-: 2018-19	914524	914524				

	PSU Bonds XVIIIth Series	Total	KaHEP	Turial	Solar PP	TGBPP	Pare
1	BSE-annual listing fee	35,400	12,004	23,396			
2	NSDL annual custody fees	8298	2,814	5,484			
3	CDSL annual custody fees	8549	2,899	5,650			
4	SBICAP annual trustee fees	59000	20,007	38,993			
5	ICRA annual rating fee	78,667	26,676	51,991			
6	CARE annual rating fee	110,625	37,513	73,112			
7	RTA	151	51	100			
8	NSDL corporate action fee	2,360	800	1,560			
	Total	303,050	102,764	200,286	0	0	0
Add:	Amortization of bond expenses-: 2018-19	360,294	122,334	237,960			

	PSU Bonds XIXth Series	Total	KaHEP	Turial	Solar PP	TGBPP	Pare
1	BSE-annual listing fee	35,400	35400				
2	NSDL annual fees	4979	4979				
3	CDSL annual fees	5130	5130				
4	ICRA rating surveillance fees	47,200	47200				
5	CARE annual rating fee	66,375	66375				
6	Singhi reimbursement	12,180	12180				
7	Singhi reimbursement	13,600	13600				
8	RTA annual fee	91	91				
			0				
			0				
11	SBICAP Trustee (CERSAI)	118	118				
12	NSDL corporate action fee	2,360	2360				
	Total	187433	187433	0	0	0	0
Add:	Amortization of bond expenses-: 2018-19	99266	99266				

2019-20

	PSU Bonds XIVth Series-2500 cr	Total	KaHEP	Turial	Solar PP	TGBPP	Pare
1	BSE-annual listing fee	35,400	32,390	2,614	396		
2	NSDL annual fees	39,281	35,940	2,901	440		
3	CDSL annual fees	39,281	35,940	2,901	440		
4	ICRA rating surveillance fees	165,200	151,150	12,200	1,850		
	CARE rating surveillance fees	106,200	97,168	7,843	1,189		
5	SBICAP-annual trustee fee	88,500	80,973	6,536	991		
6	Certification fees for assets cover	20,835	19,063	1,539	233		
7	RTA annual fee	7,805	7,805				
8	Certification fees etc.	57,167	57,167				
	Total	559,669	517,596	36,634	5,539	0	0

	PSU Bonds XVth Series-600 cr	Total	KaHEP	Turial	Solar PP	TGBPP	Pare
1	BSE-annual listing fee	35,400	31,875			3,525	
2	NSDL annual fees	9,427	8,488			939	
3	CDSL annual fees	9,427	8,488			939	
4	CARE rating surveillance fees	47,200	42,500			4,700	
5	SBICAP-annual trustee fee	59,000	53,125			5,875	
6	Certification fees for assets cover	5,000	4,502			498	
7	RTA annual fee	1,844	1,844				
8	Certification fees etc.	13,502	13,502				
		180,800	164,324	0	0	16,476	0

नॉर्थ ईस्टर्न इलेक्ट्रिक पावर कॉर्पोरेशन नई दिल्ली
NEEPCO
North Eastern Electric Power Corporation New Delhi

	PSU Bonds XVIth Series-900 cr	Total	KaHEP	Turial	Solar PP	TGBPP	Pare
1	BSE-annual listing fee	35,400	23,600				11,800
2	NSDL annual fees	14,140	9,427				4,713
3	CDSL annual fees	14,140	9,427				4,713
4	ICRA rating surveillance fees	206,500	137,667				68,833
5	SBICAP-annual trustee fee	59,000	39,333				19,667
6	CRISIL rating surveillance fees	708,000	472,000				236,000
7	CARE rating surveillance fees	70,800	47,200				23,600
8	Certification fees for assets cover	7,500	5,000				2,500
9	RTA annual fee	2,047	2,047				0
10	Certification fees etc.	14,996	14,996				
	Total	1,132,523	760,697	0	0	0	371,826
Add:	Amortization of bond expenses-: 2019-20	406,493	270,995	0	0	0	135,498
	PSU Bonds XVIIth Series-300 cr	Total	KaHEP	Turial	Solar PP	TGBPP	Pare
1	BSE-annual listing fee	35,400	35,400				
2	NSDL annual fees	4,714	4,714				
3	CDSL annual fees	4,714	4,714				
4	ICRA rating surveillance fees	59,000	59,000				
5	SBICAP-annual trustee fee	59,000	59,000				
6	NSDL Corporate action fee	3,036	3,036				
7	CARE annual rating fee	47,200	47,200				
8	Certification fees for assets cover	9,091	9,091				
9	RTA annual fee	1,024	1,024				
10	Certification fees etc.	7,498	7,498				
	Total	230,677	230,677	0	0	0	0
Add:	Amortization of bond expenses-: 2019-20	987,998	987,998				
	PSU Bonds XVIIIth Series-500 cr	Total	KaHEP	Turial	Solar PP	TGBPP	Pare
1	BSE-annual listing fee	35,400	12,004	23,396			
2	NSDL annual fees	7,856	2,664	5,192			
3	CDSL annual fees	7,856	2,664	5,192			
4	ICRA rating surveillance fees	94,400	32,011	62,389			
5	CARE rating surveillance fees		0	0			
6	SBICAP-annual trustee fee	59,000	20,007	38,993			
7	Certification fees for assets cover	15,153	5,138	10,015			
8	RTA annual fee	579	579	383			
9	Certification fees etc.	4,237	4,237				
	Total	224,482	79,305	145,560	0	0	0
Add:	Amortization of bond expenses-: 2019-20	388,702	131,809	256,893			
	PSU Bonds XIXth Series-300 cr	Total	KaHEP	Turial	Solar PP	TGBPP	Pare
1	BSE-annual listing fee	35,400	35,400				
2	NSDL annual fees	4,714	4,714				
3	CDSL annual fees	4,714	4,714				
4	ICRA rating surveillance fees	56,640	56,640				
5	CARE rating surveillance fees		0				
6	SBICAP-annual trustee fee	59,000	59,000				
7	Certification fees for assets cover	9,091	9,091				
8	RTA annual fee	1,024	1,024				
9	Certification fees etc.	7,498	7,498				
	Total	178,081	178,081	0	0	0	0
Add:	Amortization of bond expenses-: 2019-20	255,465	255,465				
	PSU Bonds XXth Series Rs.300 crore	Total	KaHEP	Turial	Solar PP	TGBPP	Pare
1	BSE-annual listing fee	35,400	35,400				
2	NSDL annual fees	4,714	4,714				
3	CDSL annual fees	4,714	4,714				
4	ICRA rating surveillance fees	73,750	73,750				
5	CARE rating surveillance fees	59,000	59,000				
6	ATSL annual fees	53,100	53,100				
7	Certification fees for assets cover	29,402	29,402				
8	RTA annual fee	512	512				
9	Certification fees etc.	3,749	3,749				
	Total	264,341	264,341	0	0	0	0
Add:	Amortization of bond expenses-: 2019-20	351,425	351,425				

	PSU Bonds XXIth Series Rs.150 crore	Total	KaHEP	Turial	Solar PP	TGBPP	Pare
1	Certification fees for assets cover	3,933	3,933				
2	Singhi & Co. (Bond expenses) XXIst	5,900	5,900				
3	NSDL fees	2,360	2,360				
4	SBICAP Trustee fees	25,244	25,244				
5	SBICAP TCL	118	118				
6	RTA annual fee	1,024	1,024				
7	Certification fees etc.	7,498	7,498				
	Total	46,077	46,077	0	0	0	0
Add:	Amortization of bond expenses-: 2019-20	144777	144777				

2020-21		Total	KaHEP		IDC
	PSU Bonds XIVth Series-2500 cr		Q1	Q2	
1	BSE-annual listing fee		121,025		
2	NSDL annual fees		32,223		
3	CDSL annual fees		32,223		
4	SBICAP Trustee fees		60,973		
5	ICRA rating surveillance fees			125,958	
6	CARE rating surveillance fees				
	Total	0	266,444	125,958	319,175
	PSU Bonds XVIth Series-600 cr	Total	KaHEP		
1	BSE-annual listing fee		28,585		
2	NSDL annual fees		7,610		
3	CDSL annual fees		7,610		
4	SBICAP Trustee fees		53,125		
5	ICRA rating surveillance fees				
6	CARE rating surveillance fees				
	Total	0	96,930	0	93,202
	PSU Bonds XVIth Series-900 cr	Total	KaHEP		
1	BSE-annual listing fee		31,746		
2	NSDL annual fees		8,452		
3	CDSL annual fees		8,452		
4	SBICAP Trustee fees		39,333		
5	ICRA rating surveillance fees			114,722	
6	CARE rating surveillance fees				
7	CRISIL rating surveillance fees		472,000		
	Total	0	559,983	114,722	595,006
	PSU Bonds XVIIth Series-900 cr	Total	KaHEP		
1	BSE-annual listing fee		15,873		
2	NSDL annual fees		4,226		
3	CDSL annual fees		4,226		
4	SBICAP Trustee fees		9,213		
5	Singhi & Co			75,945	
6	SBICAP Trustee		118		
7	ICRA rating surveillance fees				
8	CARE rating surveillance fees				
9	NSDL Corporate action fee		1,475		
10	CDSL Corporate action fee		1,180		
	Total	0	36,311	75,945	72,887
	PSU Bonds XVIIIth Series-500 cr	Total	KaHEP		
1	BSE-annual listing fee		8,971		
2	NSDL annual fees		2,388		
3	CDSL annual fees		2,388		
4	SBICAP Trustee fees		20,007		
5	ICRA rating surveillance fees			26,676	
6	CARE rating surveillance fees		30,010		
	Total	0	53,764	26,676	74,650
	PSU Bonds XIXth Series-300 cr	Total	KaHEP		
1	BSE-annual listing fee		15,873		
2	NSDL annual fees		4,226		
3	CDSL annual fees		4,226		
4	SBICAP Trustee fees		59,000		
5	ICRA rating surveillance fees			47,200	
6	CARE rating surveillance fees		53,100		
	Amortisation			135,867	
	Total	0	136,425	47,200	154,778
	PSU Bonds XXth Series Rs.300 crore	Total	KaHEP		
1	BSE-annual listing fee		15,873		
2	NSDL annual fees		4,226		
3	CDSL annual fees		4,226		
4	AXIS Trustee fees		53,100		
5	ICRA rating surveillance fees			73,750	
6	CARE rating surveillance fees				
	Total	0	77,425	73,750	111,322
	PSU Bonds XXIth Series Rs.150 crore	Total	KaHEP		
1	BSE-annual listing fee		7,936		
2	NSDL annual fees		2,113		
3	CDSL annual fees		2,113		
4	SBICAP Trustee fees	47,200	47,200		
5	SBICAP Trustee fees			826	
6	Singhi & Co			171,428	
7	ICRA rating surveillance fees			34,417	
8	CARE rating surveillance fees				
9	Amortisation			152,793	
	Total	0	59,362	205,671	160,414
	PSU Bonds XXIIth Series Rs.500 crore	Total	KaHEP		
1	BSE-annual listing fee		26,455		
2	NSDL annual fees		7,043		
3	CDSL annual fees		7,043		
4	R.Pal			3,540	
5	ICRA rating surveillance fees				
6	CRISIL rating surveillance fees				
	Total	0	40,541	3,540	40,752
			1,337,185	674,462	1,522,986
			1,337,185		

	NSDL:	CDSL:	BSE
2,287.37	32,223.00	32,223.00	121,025.00
540.26	7,610.00	7,610.00	28,585.00
600.00	8,452.00	8,452.00	31,746.00
300.00	4,226.00	4,226.00	15,873.00
169.55	2,388.00	2,388.00	8,971.00
300.00	4,226.00	4,226.00	15,873.00
300.00	4,226.00	4,226.00	15,873.00
150.00	2,113.00	2,113.00	7,936.00
500.00	7,043.00	7,043.00	26,455.00
5,147.18	72,507.00	72,507.00	272,337.00
XVII	1475	1180	
XXII	4425	1180	40400
	78407	74867	312737

1-Apr-20	16-Jun-20	77
17-Jun-20	30-Jun-20	14
		91

North Eastern Electric Power Corporation
NEEPCO
New Delhi

Summary of FC on bonds:(KaHEP-Actual remittance)	VIIth Series	XIVth Series	XVth Series	XVIth Series	XVIIth Series	XVIIIth Series	XIXth Series	XXth Series	XXIst Series	XXIInd Series	Total
As on date: (w.e.f. 2006-07 to 2011-12)	224,061										224,061
2014-15		#######	########								18,183,069
2015-16 (including reversal for Trustee fees	(33,000)	442,546	124,944	15,990							550,480
2016-17		445,501	146,135	849,942							1,441,578
2017-18		444,070	147,250	960,998	#####	13,637					2,335,827
2018-19		439,444	145,667	988,981	#####	225,098	286,699				3,211,474
2019-20		517,596	164,324	1,031,892	#####	211,114	433,546	615,766	190,854		4,383,567
2020-21		319,175	93,202	595,806	72,887	74,650	154,778	111,322	160,414	40,752	1,622,986
Total	191,061	#######	########	4,443,409	#####	524,499	875,023	727,088	351,268	40,752	31,953,042

Rs.in lakh

Series-wise Finance Charges:	as on 31.03.2014	2014-15	2015-16	2016-17	2017-18	2018-19	2019-20	2020-21	Total
VIIth Series	1.91								1.91
XIVth Series		158.53	4.43	4.46	4.44	4.39	5.18	3.19	184.61
XVth Series		23.30	1.25	1.46	1.47	1.46	1.64	0.93	31.52
XVIth Series			0.16	8.50	9.61	9.89	10.32	5.96	44.43
XVIIth Series					7.70	11.25	12.19	0.73	31.87
XVIIIth Series					0.14	2.25	2.11	0.75	5.24
XIXth Series						2.87	4.34	1.55	8.75
XXth Series						0.00	6.16	1.11	7.27
XXIst Series							1.91	1.60	3.51
XXIInd Series								0.41	0.41
Total	1.91	181.83	5.83	14.42	23.36	32.11	43.84	16.23	319.53

STL & Others:

	Particulars	Total	KaHEP	Tuirial	Pare	TGBPP	AGTP.CC	Solar
2013-14:								
1	SBI, processing fees-STL 100 cr	200,000	45,000	20,000	62,500	42,500	30,000	
	Total	200,000	45,000	20,000	62,500	42,500	30,000	-
2014-15:								
1	Issuer rating surveillance fee	112,360	112,360					
2	Rating fees -Line of credit (STL)	65,169	39,101	13,034	13,034			-
	Total	177,529	151,461	13,034	13,034	-	-	-
2015-16								
1	SBI, processing fees Rs.150 cr	100,000	100,000					
2	ICRA-Issuer rating surveillance fee	114,000	114,000					
3	ICRA-Line of credit surveillance fee -STL	29,925	27,380	2,210	335			-
	Total	243,925	241,380	2,210	335	-	-	-
2016-17								
1	ICRA issuer rating	46,957	46,957					
2	ICRA rating survil-STL	40,075	13,359	13,358	13,358			
3	SBI, processing fees of STL	100,000	60,000	13,330	26,670			
	Total	189,032	122,316	26,688	40,028	-	-	-
2017-18								
1	ICRA issuer rating	115,000	115,000					
2	ICRA rating survil-STL	40,250	13,417	13,417	13,416			
	Total	155,250	128,417	13,417	13,416	-	-	-
2018-19								
1	ICRA issuer rating	118,000	118,000					
2	ICRA rating survil-STL	41,300	13,767	13,767	13,766			
	Total	159,300	131,767	13,767	13,766	-	-	-
2019-20								
1	ICRA issuer rating	118,000	118,000					
2	Certification fees (STL& MTCL)	17,700	17,700					
	Total	135,700	135,700	-	-	-	-	-
2020-21								
1	ICRA issuer rating	180,933	180,933					
	Total	180,933	180,933	-	-	-	-	-
	Grand Total	1,441,669	#######	89,116	143,079	42,500	30,000	-

STL & Others:	KaHEP	Tuirial	Pare	TGBPP	AGTP.CC	Solar PP	Total
2013-14	45,000	20,000	62,500	42,500	30,000	-	200,000
2014-15	151,461	13,034	13,034	-	-	-	177,529
2015-16	241,380	2,210	335	-	-	-	243,925
2016-17	122,316	26,688	40,028	-	-	-	189,032
2017-18	128,417	13,417	13,416				155,250
2018-19	131,767	13,767	13,766				159,300
2019-20	135,700	-	-				135,700
2020-21	180,933						180,933
Total	1,136,974	89,116	143,079	42,500	30,000		1,441,669

Allocation of Bonds

	KaHPS	PaHEP	TrHEP	TGBPP	Solar PP	Total
XI, XII, XIII				232.5000		232.50
XIV	2,287.3740		184.6260		28.0000	2,500.00
XV	540.2583			59.7417		600.00
XVI	600.0000	300.0000				900.00
XVII	300.0000					300.00
XVIII	169.5502		330.4498			500.00
XIX	300.0000					300.00
XX	300.0000					300.00
XXI	150.0000					150.00
XXII	500.0000					500.00
TOTAL	5,147.1825	300.0000	515.0758	292.2417	28.0000	6,282.50

NSDL Annual Fee									
Amount	GST	Total	KaHPS	PaHEP	TrHEP	TGBPP	Solar PP	Total	
75,000	13,500	88,500	72,507	4,226	7,256	4,117	394	88,500	
1,250	225	1,475	1,475					1,475	
3,750	675	4,425	4,425					4,425	Withdraw
80,000	14,400	94,400	78,407	4,226	7,256	4,117	394	94,400	

BSE Annual Lisitng Fee 2020-21									
Amount	GST	Total	KaHPS	PaHEP	TrHEP	TGBPP	Solar PP	Total	
281,700	50,706	332,406	272,337	15,873	27,253	15,462	1,481	332,406	
30,000	5,400	40,400	40,400	-	-	-	-	40,400	Withdraw
311,700	56,106	372,806	312,737	15,873	27,253	15,462	1,481	372,806	

CDSL Annual Fee									
Amount	GST	Total	KaHPS	PaHEP	TrHEP	TGBPP	Solar PP	Total	
75,000	13,500	88,500	72,507	4,226	7,256	4,117	394	88,500	
1,000	180	1,180	1,180					1,180	
1,000	180	1,180	1,180					1,180	Withdraw
77,000	13,860	90,860	74,867	4,226	7,256	4,117	394	90,860	

Forexserve RMC Pvt Ltd.						
Amount	GST	Total	PaHEP	TGBPP	AGTP	Total
48,750	8,775	57,525	28,763	16,895	11,867	57,525
Already remitted in 03/2020		10,717	5,359	3,147	2,211	10,717
Balance to be remitted		46,808	23,404	13,748	9,656	46,808

SBICAP Trustee Co. Ltd.			310123	310128	310118	310115	310145			
Amount	GST	Total	KaHPS	PaHEP	TrHEP	TGBPP	Solar PP	Total	Series	
50,000	9,000	59,000	20,007		38,993			59,000	XVIII	
50,000	9,000	59,000	59,000					59,000	XIX	
50,000	9,000	59,000	39,333	19,667				59,000	XVI	
50,000	9,000	59,000	53,125			5,875		59,000	XV	
40,000	7,200	47,200	47,200					47,200	XXI	
75,000	13,500	88,500	80,973		6,536		991	88,500	XIV	
7,808	1,405	9,213	9,213					9,213	XVII	
100	18	118	118					118	XVII	
35,288	6,352	41,640	41,640					41,640	XXII	
95,000	17,100	112,100	112,100					112,100	XXII	Withdraw
1,000	-	1,000	1,000					1,000		
	TOTAL	535,771	463,709	19,667	45,529	5,875	991	535,771		

Axis Trustee Services Ltd.			310123	310128	310118	310115	310145		
Amount	GST	Total	KaHPS	PaHEP	TrHEP	TGBPP	Solar PP	Total	Series
120,000	21,600	141,600				141,600		141,600	XI
360,000	64,800	424,800				424,800		424,800	XII
217,500	39,150	256,650				256,650		256,650	XIII
45,000	8,100	53,100	53,100					53,100	XX
	TOTAL	876,150	53,100	-	-	823,050	-	876,150	

CARE Ratings Ltd.			310123	310128	310118	310115	310145		
Amount	GST	Total	KaHPS	PaHEP	TrHEP	TGBPP	Solar PP	Total	Series
75,000	13,500	88,500	30,010		58,490			88,500	XVIII
45,000	8,100	53,100	53,100					53,100	XIX
120,000	21,600	141,600	83,110	-	58,490	-	-	141,600	

CRISIL Ltd.			310123	310128	310118	310115	310145			
Amount	GST	Total	KaHPS	PaHEP	TrHEP	TGBPP	Solar PP	Total	Series	
600,000	108,000	708,000	472,000	236,000				708,000	XVI	
400,000	72,000	472,000	472,000					472,000	XXII	Withdraw
1,000,000	180,000	1,180,000	944,000	236,000	-	-	-	1,180,000		

ICRA Ltd.			310123	310128	310118	310115	310145			
Amount	GST	Total	KaHPS	PaHEP	TrHEP	TGBPP	Solar PP	Total	Series	
250,000	45,000	295,000	295,000	-				295,000	XXII	Withdraw

Arranger Fees - XXIInd	Amount raised	Total	
PNB GILTS	12,720,000	127,200	
ICICI Bank	5,000,000	50,000	
AK Capital Services Ltd.	6,700,000	67,000	Withdraw
Darashaw & Co Pvt Ltd	10,000,000	100,000	
Trust Investment Advisors Private Ltd.	5,000,000	50,000	
Total	39,420,000	394,200	

FINANCE CHARGES REMITTED TO PROJECTS DURING Q1 OF 2020-21

Sl.	Particulars	KaHPS	Pare	TrHEP	TGBPP	Solar PP	AGTP-Extn	TOTAL
1	NSDL Annual Fee	78,407	4,226	7,256	4,117	394		94,400
2	BSE Annual Listing Fee	312,737	15,873	27,253	15,462	1,481		372,806
3	CDSL Annual Fee	74,867	4,226	7,256	4,117	394		90,860
4	Forexserve RMC Pvt Ltd.		23,404		13,748		9,656	46,808
5	SBICAP Trustee Co. Ltd.	463,709	19,667	45,529	5,875	991		535,771
6	Axis Trustee Services Ltd.	53,100	-	-	823,050	-		876,150
7	CARE Ratings Ltd.	83,110	-	58,490	-	-		141,600
8	CRISIL Ltd.	944,000	236,000					1,180,000
9	ICRA Ltd.	295,000						295,000
10	Arranger Fee	394,200						394,200
	TOTAL	2,699,130	303,396	145,784	866,369	3,260	9,656	4,027,595
		1,361,945						
		1,337,185						4,027,595

	PSU Bonds XIVth Series-2500 cr	KaHPS	Turial	Solar PP	TGBPP	Pare	Total
1	ICRA rating surveillance fees	125,958	10,167	1,542			137,667
	Total	125,958	10,167	1,542	0	0	137,667
	PSU Bonds XVIth Series-900 cr	KaHEP	Turial	Solar PP	TGBPP	Pare	Total
	ICRA rating surveillance fees	114,722				57,361	172,083
	Total	114,722	0	0	0	57,361	172,083
	PSU Bonds XVIIth Series-300 cr	KaHPS	Turial	Solar PP	TGBPP	Pare	Total
	Singhi & Co	22,845					22,845
	Singhi & Co	53,100					53,100
	Total	75,945	0	0	0	0	75,945
	PSU Bonds XVIIIth Series-500 cr	KaHPS	Turial	Solar PP	TGBPP	Pare	Total
1	ICRA rating surveillance fees	26,676	51,991				78,667
	Total	26,676	51,991	0	0	0	78,667
	PSU Bonds XIXth Series-300 cr	KaHPS	Turial	Solar PP	TGBPP	Pare	Total
1	ICRA rating surveillance fees	47,200					47,200
	Amortisation	135,867					
	Total	183,067	0	0	0	0	47,200
	PSU Bonds XXth Series	KaHPS	Turial	Solar PP	TGBPP	Pare	Total
1	ICRA rating surveillance fees	73,750					73,750
	Total	73,750	0	0	0	0	73,750
	PSU Bonds XXIst Series	KaHPS	Turial	Solar PP	TGBPP	Pare	Total
1	ICRA rating surveillance fees	34,417					34,417
2	Singhi & Co	8,600					8,600
3	SBICAP	826					826
4	Singhi & Co	162,828					162,828
5	Amortisation	152,763					
	Total	359,434	0	0	0	0	206,671
	PSU Bonds XXIInd Series	KaHPS	Turial	Solar PP	TGBPP	Pare	Total
	R.Pal	3,540					3,540
	Total	3,540	0	0	0	0	3,540
		963,092	62,158	1,542	0	57,361	795,523
	ICRA rating fee-Line of Credit, issuer rating	180,933					180,933

नॉर्थ ईस्टर्न इलेक्ट्रिक पावर कॉर्पोरेशन नई दिल्ली
MEEPCO
New Delhi
North Eastern Electric Power Corporation

XIVth series-(date of allotment-1.10.2014)		
Project	Rs. In lakh	Ratio
KaHPS	228737.40	91.49%
Tuirial	18462.60	7.39%
Solar PP	2800.00	1.12%
Total	250000.00	100.00%

XVth series- (date of allotment-25.03.2015)		
Project	Rs. In lakh	Ratio
KaHPS	54025.83	90.04%
TGBPP	5974.17	9.96%
Total	60000.00	100.00%

XVIth series-(date of allotment-30.09.2015)		
Project	Rs. In lakh	Ratio
KaHPS	60000.00	66.67%
Pare	30000.00	33.33%
Total	90000.00	100.00%

XVIIth series- (date of allotment-27.03.2017.)		
Project	Rs. In lakh	Ratio
KaHEP	30000.00	100.00%
Total	30000.00	100.00%

XVIIIth series-(date of allotment-15.11.2017.)		
Allocation	Rs. In lakh	Ratio
1.Kameng	16955.02	33.91%
2.Tuirial	33044.98	66.09%
Total	50000.00	100.00%

XIXth series-(date of allotment-6.3.2018.)		
Allocation	Rs. In lakh	Ratio
1.Kameng	16955.02	0.00%
Total	6081782629.06	1436.75%

XXth series-(date of allotment-29.11.2018.)		
Allocation	Rs. In lakh	Ratio
1.Kameng	16955.02	100.00%
Total	16955.02	100.00%

Details of Initial & annual cost of brrowing:

1. Annual fees/charges:(XIVth Series of Rs.2500 cr.)	Initial cost of borrowing	2014-15	2015-16	2016-17	2017-18	2018-19	2019-20-30.06.2019	Total
Arranger fees	14045000							14,045,000
Stamp duty etc-for creation of security	2,070,000							2,070,000
Professional fee for adjudication	180,000							180,000
Reimb.of out of pocket exps-M/s Singhi & Co	17,420							17,420
Reimb.of out of pocket exps-SBICAP	24,789							24,789
Fees for Search report preperation-M/s Singhi & Co	6,861							6,861
NSDL Corporate Action Fee (allotment/credit)	2,247							2,247
NSDL Corporate Action Fee (conversion of LOA)	1,124							1,124
MCS-RTA fees	2,809		2809					5,618
Change of RTA			6763					6,763
Certification fees			18691					18,691
SBICAP Trustee Co. Ltd. - Annual Trusteeship Fee	141,450	45252	84270	85875	88500	88500	88,500	622,347
ICRA - Annual Surveillance Fee	421,350		119700	160300	161000	165200	165,200	1,192,750
CARE - Annual Surveillance Fee	325,844		102600	103500	106200	106200		744,344
BSE - Annual Listing Fee	38,708		33708	34350	34500	35400	35,400	212,066
RTA annual fees						754		754
CDSL custodial fees			64422	50724	47573	42746	39281	244,746
NSDL custodial fees			50724	50724	47573	41491	39281	229,793
Total	17,277,602	45,252	483,687	485,473	485,346	480,291	367,662	19,625,313
Allocation:								
Kameng HPS	15,808,135	41,403	442,549	444,183	444,067	439,442	336,392	17,956,171
Tuirial HEP	1,275,958	3,342	35,720	35,852	35,843	35,470	27,152	1,449,337
SolarPP	193,509	507	5,418	5,438	5,436	5,379	4,118	219,805
Total	17,277,602	45,252	483,687	485,473	485,346	480,291	367,662	19,625,313

2. Annual fees/charges:(XVth Series of Rs.600 cr.)		2014-15	2015-16	2016-17	2017-18	2018-19	2019-20	Total
Arranger fees	-							-
Stamp duty etc-for creation of security	2,070,000							2,070,000
Professional fee for adjudication	180,000							180,000
Reimb.of out of pocket exps-M/s Singhi & Co	7410							7,410
Reimb.of out of pocket exps-SBICAP	11408							11,408
Fees for Search report preperation-M/s Singhi & Co	-							-
NSDL Corporate Action Fee (allotment/credit)	2,247							2,247
NSDL Corporate Action Fee (conversion of LOA)	1,124		1,124					2,247
MCS-RTA fees	2,809							2,809
Change of RTA fees			1624					1,624
Certification fees			4482					4,482
SBICAP Trustee Co. Ltd. - Annual Trusteeship Fee	113,360	1093	57000	57250	59000	59000	59000	405,703
CARE - Annual Surveillance Fee	157,304		45800	46000	47200	47200		343,504
BSE - Annual Listing Fee	38,708			34350	34500	35400	35400	178,358
RTA annual fees						181		181
CDSL custodial fees			15461	12174	11418	10259	9427	58,739
NSDL custodial fees			12174	12174	11418	9958	9427	55,151
Total	2,584,370	1,093	137,665	161,948	163,536	161,998	113,254	3,323,863
Allocation:								
Kameng HPS	2,327,045	984	123,957	145,823	147,253	145,868	101,977	2,992,907
TGBPP	257,325	109	13,708	16,125	16,283	16,130	11,277	330,956
Total	2,584,370	1,093	137,665	161,948	163,536	161,998	113,254	3,323,863
3. Annual fees/charges:(XVIth Series of Rs.900 cr.)			2015-16	2016-17	2017-18	2018-19	2019-20	Total
Arranger fees	1,026,000							-
Stamp duty etc-for creation of security	2,070,000							-
Professional fee for adjudication	180,000							-
Reimb.of out of pocket exps-M/s Singhi & Co	7,000							-
Reimb.of out of pocket exps-SBICAP	10453							-
Fees for Search report preperation-M/s Singhi & Co	22500							-
Advertisement exps	1360748							-
NSDL Corporate Action Fee (allotment/credit)	2,280							-
NSDL Corporate Action Fee (conversion of LOA)	1,145							-
MCS-RTA fees	23,940							-
SBICAP Trustee Co. Ltd. - Annual Trusteeship Fee	28,782							-
Fees for change of RTA	2,434							-
R pal certification fee	7,648			518				518
SBICAP Trustee Co. Ltd. - Annual Trusteeship Fee	115,000			57250	57500	59000	59000	232,750
ICRA - Annual Surveillance Fee	456,000			166979	201250	206500	206500	781,229
CARE - Annual Surveillance Fee	239,400			69000	70800	70800		210,600
CRISIL - Annual Surveillance Fee	1,368,000			468822	690000	708000		1,866,822
BSE - Annual Listing Fee	39,200			34350	34500	35400	35400	139,650
NSDL-Corporate action fees			5725					5,725
NSDL annual fees paid on 06.01.2016.2016			18260					18,260
RTA annual fees						271		271

NEEPCO
New Delhi
North Eastern Electric Power Corporation

CDSL custodial fees				18260	17126	15389	14141	64,916
NSDL custodial fees				18260	17126	14937	14141	64,464
Total- (Innitial cost to be amortised over the tenure)	6,960,530	-	23,985	833,439	1,088,302	1,110,297	329,182	3,385,205
Amortisation of bond transaction cost				368,098	353197	373174		1,094,469
Allocation:								
Kameng HEP (transferred to Bond transaction cost)	4,640,353	-	15,990	849,944	960,999	988,981	219,455	3,035,369
Pare HEP	2,320,177	-	7,995	351,593	480,500	494,490	109,727	1,444,305
		-	23,985	1,201,537	1,441,499	1,483,471	329,182	4,479,674
4. Annual fees/charges:(XVIIth Series of Rs.300 cr.)			2015-16	2016-17	2017-18	2018-19	2019-20	Total
Arranger fees	300,000							-
Stamp duty etc-for creation of security	2,095,000							-
Professional fee for adjudication	180,000							-
NSDL Corporate Action Fee (allotment/credit)	2,360							-
NSDL Corporate Action Fee (conversion of LOA)								-
Fees for search report & out of pocket exps					42170			42,170
Certification fee & out of pocket exps-Paul-SBICAP					16264			16,264
SBICAP Trustee Co. Ltd. - Annual Trusteeship Fee	58,500				59808	59000	59000	177,808
ICRA	201,250				14376	59000	59000	132,376
CARE	126,500				47200	47200		94,400
NSDL Corporate action fees						61		61
BSE - Annual Listing Fee	39,500					35400	35400	70,800
RTA annual fees						90		90
CDSL custodial fees					5709	5130	4714	15,553
NSDL custodial fees					5709	4979	4714	15,402
Total- (Innitial cost to be amortised over the tenure)	3,003,050	-	-	-	191,236	210,860	162,828	564,924
Amortisation of bond transaction cost					578636	914524		1,493,160
5. Annual fees/charges:(XVIIIth Series of Rs.500 cr.)			2015-16	2016-17	2017-18	2018-19	2019-20	Total
Arranger fees	500,000							-
Stamp duty etc-for creation of security	2,095,000							-
Professional fee for adjudication	212,400							-
NSDL Corporate Action Fee (allotment/credit)	2,360							-
SBICAP Trustee Co. Ltd. - Annual Trusteeship Fee	119,000					59000	59000	118,000
ICRA - Annual Surveillance Fee	590,000					78,667	94,400	173,067
CARE - Annual Surveillance Fee	472,000					110,625		110,625
NSDL corporate action fee						2,360		2,360
SBICAP trustee fee (15.11.17 to 31.3.18 for 137 days)					22,145			22,145
Singhi out of pocket exps					7,450			7,450
R pal fees-search report					5,900			5,900
R pal certification fee					4,720			4,720
BSE - Annual Listing Fee	40,400					35400	35400	70,800
RTA annual fees						151		151
CDSL custodial fees						8549	7856	16,405
NSDL custodial fees						8298	7856	16,154
Total- (to be amortised over the tenure)	4,031,160	-	-	-	40,215	303,050	204,512	547,777
Amortisation of bond transaction cost						360,294		360,294
Allocation:								
Kameng HPS	1,366,968	-	-	-	13,637	225,098	69,350	308,085
Turial HEP	2,664,192	-	-	-	26,578	438,246	135,162	599,986
Total-(to be amortised over the tenure)	4,031,160	-	-	-	40,215	663,344	204,512	908,071

6. Annual fees/charges:(XIXth Series of Rs.300 cr.)-17-18			2015-16	2016-17	2017-18	2018-19	2019-20	Total
Arranger fees	300,000							-
Stamp duty etc-for creation of security	2,095,000							-
Professional fee for adjudication	212,400							-
NSDL Corporate Action Fee (allotment/credit)	2,360							-
SBICAP Trustee Co. Ltd. - Annual Trusteeship Fee	119,000						59,000	59,000
ICRA - Annual Surveillance Fee	221,250							-
CARE - Annual Surveillance Fee	177,000							-
BSE - Annual Listing Fee	40,400					35,400	35,400	70,800
CDSL custodial fees						4979	4714	9,693
NSDL custodial fees						5130	4714	9,844
ICRA rating surveillance fees						47,200	56,640	103,840
CARE annual rating fee						66,375		66,375
Singhi reimbursement						12,180		12,180
Singhi reimbursement						13,600		13,600
RTA annual fee						91		91
R.Paul-certificate on utilisation & asset cover ratio						4,720		4,720
SBICAP annual fees (6.3.18 to 31.3.18) & (1.4.18 to 31.3.19)						63,203		63,203
SBICAP Trustee (CERSAI)						118		118
NSDL corporate action fee						2,360		2,360
Total- (to be amortised over the tenure)	3,167,410	-	-	-	-	255,356	160,468	415,824
Amortisation of bond transaction cost						99,266		99,266
Allocation:								
Kameng HPS	3,167,410	-	-	-	-	354,622	160,468	515,090
Total-(to be amortised over the tenure)	3,167,410	-	-	-	-	354,622		515,090

7. Annual fees/charges:(XXth Series of Rs.300 cr.)			2015-16	2016-17	2017-18	2018-19	2019-20	Total
Arranger fees	25,000							-
Stamp duty etc-for creation of security	2,095,000							-
Professional fee for adjudication	212,400							-
NSDL Corporate Action Fee (allotment/credit)	2,360							-
NSDL document processing Fee	295							-
CDSL processing fee	1,180							-
Axis Trustee Co. Ltd. - Acceptance fee	118,000						53,100	53,100
ICRA - Annual Surveillance Fee	177,000						73,750	73,750
CARE - Annual Surveillance Fee	159,300							-
BSE - Annual Listing Fee	40,400						35,400	35,400
Karvy Computershare Pvt.Ltd	8,850							-
CDSL custodial fees							4714	4,714
NSDL custodial fees							4714	4,714
Axis trustee fees (Nov'18 to Mar,19)						22,125		22,125
Axis trustee fees CERSAI fees						118		118
Singhi & Co-valuation & others						42,200		42,200
R.Paul search report						5,900		5,900

NEEPCO
New Delhi
North Eastern Electric Power Corporation

Total- (to be amortised over the tenure)	2,839,785	-	-	-	-	70,343	171,678	242,021
Allocation:								
Kameng HPS	2,839,785	-	-	-	-	70,343	171,678	242,021
Total-(to be amortised over the tenure)	2,839,785	-	-	-	-	70,343	171,678	242,021

Summary of FC on bonds:KaHPS

	2014-15	2015-16	2016-17	2017-18	2018-19	2019-20-30.06.2019		Total
XIVth	158.50	4.43	4.44	4.44	4.39	3.36		179.56
XVth	23.28	1.24	1.46	1.47	1.46	1.02		29.93
XVIth		0.16	8.50	9.61	9.89	2.19		30.35
XVIIth				7.70	11.25	1.63		20.58
XVIIIth				0.14	2.25	0.69		3.08
XIX					3.55	1.60		5.15
XX					0.70	1.72		2.42
Total	181.78	5.82	14.40	23.36	33.50	12.22		271.08
VIIth series (2nd tranche)								1.58
								272.66

	2014-15	2015-16	2016-17	2017-18	2018-19	2019-20		
XIVth	158.53	4.43	4.46	4.44	4.39	3.36		179.61
	-0.03	0.00	-0.01	0.00	0.00			
XVth	23.30	1.25	1.46	1.47	1.46	1.02		29.96
	-0.02	-0.01	0.00	0.00	0.00			
XVIth		0.16	8.50	9.61	9.89	2.19		30.35
		0.00	0.00	0.00	0.00			
XVIIth				7.70	11.25	1.63		20.58
				0.00	0.00			
XVIIIth				0.14	2.25	0.69		3.08
				0.00	0.00			
XIX					3.55	1.60		5.15
					0.00			
XX					0.70	1.72		2.42
	181.83	5.83	14.42	23.36	33.50	12.22		271.16
VIIth series (2nd tranche)								1.58
								272.74

नॉर्थ ईस्टर्न इलेक्ट्रिक पावर कॉर्पोरेशन नई दिल्ली NEEPCO New Delhi North Eastern Electric Power Corporation

PART-II
FORM-9Bi

Details of Assets De-capitalized during the period

Name of the Petitioner : **NORTH EASTERN ELECTRIC POWER CORPORATION LTD.**
Name of the Generating Station : **KAMENG HYDRO POWER STATION**
Region:NE Region **State:Arunachal Pradesh** **District: West Kameng**

Sr. No.	Name of the Asset	Nature of de-capitlization (whether claimed under exclusion or as additional capital expenditure)	Original Value of the Asset Capitalised	Year Put to use	Depreciation recovered till date of de-capitalization
1	2	3	4	5	6
1					
2					
3					
4					

PART-II
FORM-9C

Statement showing reconciliation of ACE claimed with the capital additions as per books

Name of the Petitioner : NORTH EASTERN ELECTRIC POWER CORPORATION LTD.
Name of the Generating Station : KAMENG HYDRO POWER STATION
COD

` in Lakhs ` in Lakhs

Sl No.	Particulars	AS ON 17.06.2020 (Unit-I)	AS ON 01.07.20 (Unit-II)	AS ON 22.01.2021 (Unit-III)	AS ON 12.02.2021 (Unit-IV)
1	2	3			4
	Closing Gross Block	680,296.43	708,793.00	812,500.65	840,841.59
	Less: Opening Gross Block	24,409.68	680,296.43	708,793.00	812,500.65
	Total Additions as per books	655,886.75	28,496.57	103,707.65	28,340.94
	Less: Additions pertaining to other Stages (give Stage wise breakup)	0			0
	Net Additions pertaining to instant project/Unit/Stage	655,886.75	28,496.57	103,707.65	28,340.94
	Less: Exclusions (items not allowable / not claimed)	0			0
	Net Additional Capital Expenditure	655,886.75	28,496.57	103,707.65	28,340.94

Note: Reason for exclusion of any expenditure shall be given in Clear terms

(Petitioner)

RECONCILIATION				
Addition Claimed as per Form 1(i)	206,700.49	217,313.47	195,297.60	195,594.52
Add:- Difference. of cap cost as per books and as claimed unit wise (Form 9E -- Form 11 after apportionment of capital cost of major assets)	449,186.26	-188,816.90	-91,589.95	-167,253.58
AS PER Form 9C	**655,886.75**	**28,496.57**	**103,707.65**	**28,340.94**

PART-II
FORM-9D

Statement showing items/assets/works claimed under Exclusions:

Name of the Petitioner : **NORTH EASTERN ELECTRIC POWER CORPORATION LTD.**
Name of the Generating Station : **KAMENG HYDRO POWER STATION**
COD

Sl. No.	Head of Work / Equipment	ACE Claimed under Exclusion				Justification
		Accrual basis	Un-discharged Liability included in col. 3	Cash basis	IDC included in col. 3	
1	2	3	4	5=3-4	6	7

Note: 1. Exclusions claimed on assets not allowed in Tariff should be supported by the specific reference of Commission Order date, Petition No., amount disallowed, etc..

2. For inter unit transfer, nature of transfer i.e. temporary or permanent should be mentioned. It is to be certified that exclusion sought in receiving station only and not in sending station or in both the station.

Amortisation:

2016-17	KaHPS	Turial	Solar PP	TGBPP	Pare	Total
PSU bonds XVIth series						
Amortized vide JV-62102215 dtd.31.12.2016	98642				49321	147963
Amortized vide JV-62103288 dtd.31.03.2017	48919				24459	73378
Amortized vide JV-62103103 dtd.31.03.2017	146757					146757
Total	**294318**	**0**	**0**	**0**	**73780**	**368098**
2017-18						
PSU bonds XVIth series	**KaHPS**	**Turial**	**Solar PP**	**TGBPP**	**Pare**	**Total**
721JV01454 dtd 30.09.2017	97,837				48,919	**146,756**
72102445 dtd 31.12.2017	137,627				68,814	**206,441**
Total (752320)	**235,464**	**0**	**0**	**0**	**117,733**	**353,197**
PSU Bonds XVIIth series	**KaHPS**	**Turial**	**Solar PP**	**TGBPP**	**Pare**	**Total**
721JV01456 dtd 30.09.2017	458,416					458,416
Dec, 2017	309,134					309,134
72103134 dtd 31.03.2018	-188,914					-188,914
Total (752321)	**578,636**	**0**	**0**	**0**	**0**	**578,636**
Total-2017-18	**814,100**	**0**	**0**	**0**	**117,733**	**931,833**

2018-19:						
PSU bonds XVIth series	**KaHPS**	**Turial**	**Solar PP**	**TGBPP**	**Pare**	**Total**
Apl to Sept,2018	121,401				60,700	**182,101**
For Q-3	127,382				63,691	**191,073**
Total (752320)	**248,783**	**0**	**0**	**0**	**124,391**	**373,174**
PSU Bonds XVIIth series	**KaHPS**	**Turial**	**Solar PP**	**TGBPP**	**Pare**	**Total**
Apl to Sept,2018	444,764					444,764
For Q-3	469,760					469,760
Total (752321)	**914,524**	**0**	**0**	**0**	**0**	**914,524**
PSU Bonds XVIIIth series	**KaHPS**	**Turial**	**Solar PP**	**TGBPP**	**Pare**	**Total**
Apl to Sept,2018	59,597	115,688				175,285
For Q-3	62,737	122,272				185,009
Total (752324)	**122,334**	**237,960**	**0**	**0**	**0**	**360,294**
PSU Bonds XIXth series	**KaHPS**	**Turial**	**Solar PP**	**TGBPP**	**Pare**	**Total**
Apl to Sept,2018	99,266					99,266
Total (752324)	**99,266**	**0**	**0**	**0**	**0**	**99,266**
Total-2018-19	**1,384,907**	**237,960**	**0**	**0**	**124,391**	**1,747,258**

नॉर्थ ईस्टर्न इलेक्ट्रिक पावर कॉर्पोरेशन नई दिल्ली
NEEPCO
New Delhi
North Eastern Electric Power Corporation

Amortisation of Bond transaction cost:2019-20						
	PSU bonds XVIth series	KaHPS	Turial	Solar PP	TGBPP	Pare	Total
		132,240				66,120	**198,360**
		138,755				69,378	**208,133**
	Total (752320)	**270,995**	0	0	0	**135,498**	**406,493**
	PSU Bonds XVIIth series	KaHPS	Turial	Solar PP	TGBPP	Pare	Total
		480,497					480,497
		507,501					507,501
	Total (752321)	**987,998**	0	0	0	0	**987,998**
	PSU Bonds XVIIIth series	KaHPS	Turial	Solar PP	TGBPP	Pare	Total
		64,126	124,980				189,106
		67,683	131,913				199,596
	Total (752324)	**131,809**	**256,893**	0	0	0	**388,702**
	PSU Bonds XIXth series	KaHPS	Turial	Solar PP	TGBPP	Pare	Total
		255,465					255,465
							0
	Total (752324)	**255,465**	0	0	0	0	**255,465**
	PSU Bonds XXth series	KaHPS	Turial	Solar PP	TGBPP	Pare	Total
		170,203					170,203
		181,222					181,222
	Total (752326)	**351,425**	0	0	0	0	**351,425**
	PSU Bonds XXIth series	KaHPS	Turial	Solar PP	TGBPP	Pare	Total
		144,777					144,777
	Total (752326)	**144,777**	0	0	0	0	**144,777**
	Total-(amortization)	**2,142,469**	**256,893**	0	0	**135,498**	**2,390,083**

नॉर्थ ईस्टर्न इलेक्ट्रिक पावर कॉर्पोरेशन नई दिल्ली
NEEPCO
New Delhi
North Eastern Electric Power Corporation

Year wise STL drawal: Rs. in lakh

Year	STL				KaHps's share
	SBI	PNB	IOB	Canara	
2013-14	10000.00				2250.00
2014-15	20000.00				12000.00
	5000.00				3000.00
		7500.00			4500.00
			10000.00		6000.00
2015-16	15000.00				15000.00
2016-17	30000.00				18000.00
	13300.00				7980.00
2017-18	20000.00				12000.00
2018-19				10000	10000.00
2019-20				40000	40000.00
Total	113300.00	7500.00	10000.00	50000.00	130730.00

Summary of Interest & FC on STL:Kameng HPS-31.08.2019 Rs. in lakh

	2013-14	2014-15	2015-16	2016-17	2017-18	2018-19	2019-20	2020-21	Total
1.Interest on STL									
SBI:									
1.STL Rs.10	73.21	75.04							148.24
2.STL Rs.200 cr.		583.53	112.83						696.36
3.STL Rs.50 cr.		136.74	52.34						189.08
4.STL Rs.150 cr.			281.75						281.75
4.STL Rs.300 cr.				663.38	208.18				871.56
5.STL Rs.133 cr.				78.50	145.61				224.11
6.STL Rs.200 cr.					765.76	97.32			863.08
IOB:									
1.STL Rs.100 cr.		232.17							232.17
PNB:									
1.STL Rs.75 cr.		162.30							162.30
Canara:									
1.STL Rs.500 cr.						33.18	2,933.69	1,896.38	4863.45
Total	73.21	1189.77	446.92	741.88	1119.55	130.49	2933.69	1896.38	8532.10
2.FC	0.45	1.51	2.41	1.22	1.28	1.32	1.36	1.81	11.37

Summary of IDC on STL for Kameng:

Year	SBI	IOB	PNB	Canara	Total	FC
2013-14	7320583				7320583	45000
2014-15	79530581	23216842	16229647		118977070	151461
2015-16	44692270				44692270	241380
2016-17	74187877				74187877	122316
2017-18	111954948				111954948	128417
2018-19	9731506			0	9731506	131767
2019-20				Principal	0	135700
2020-21				0		
Total	327417865	23216842	16229647	0	366864353	956041

SBI Short Term Loan

Loan A/c No.33441472739

A Drawal of Loan:From SBI (Rs.100 cr)

Instalment	Date of drawal	Amount
1st	11-Nov-13	350000000
2nd	18-Nov-13	250000000
3rd	25-Nov-13	150000000
4th	7-Jan-14	250000000
Total		1000000000

Repayment Schedule:

1st	10-Feb-14	250000000
2nd	10-May-14	250000000
3rd	10-Aug-14	250000000
4th	10-Nov-14	250000000
Total		1000000000

B Drawal of Loan:From SBI (Rs.200 cr)

Instalment	Date of drawal	Amount
1st	25-Jul-14	300000000
2nd	25-Jul-14	150000000
3rd	1-Aug-14	650000000
4th	7-Aug-14	250000000
5th	28-Aug-14	250000000
6th	18-Sep-14	200000000
7th	24-Sep-14	200000000
Total		2000000000

Repayment Schedule:

1st	24-Oct-14	500000000
2nd	24-Jan-15	500000000
3rd	24-Apr-15	500000000
4th	24-Jul-15	500000000
Total		2000000000

C Drawal of Loan:From SBI (Rs.50 cr)

Instalment	Date of drawal	Amount
1st	24-Sep-14	200000000
2nd	26-Sep-14	300000000
Total		500000000

Repayment Schedule:

1st	23-Dec-14	125000000
2nd	23-Mar-15	125000000
3rd	23-Jun-15	125000000
4th	23-Sep-15	125000000
Total		500000000

Interest Calculation 2013-14:SBI

November, 2013:

Date	Amount outstanding	Effetive rate	From	To	No of days	Loan Repaid	Interest	Share of Kameng
11-Nov-13	350000000	10.25%	11-Nov-13	17-Nov-13	7		688014	154803
18-Nov-13	600000000	10.25%	18-Nov-13	24-Nov-13	7		1179452	265377
25-Nov-13	750000000	10.25%	25-Nov-13	30-Nov-13	6		1263699	284332
Total					20		3131164	704512

December, 2013:

Date	Amount outstanding	Effetive rate	From	To	No of days	Loan Repaid	Interest	Share of Kameng
1-Dec-13	753131164	10.25%	1-Dec-13	26-Dec-13	26		5499889	1237250
27-Dec-13	750000000	10.25%	27-Dec-13	31-Dec-13	5		1053082	236943
Total					31		6551971	1474194

January, 2014:

Date	Amount outstanding	Effetive rate	From	To	No of days	Loan Repaid	Interest	Share of Kameng
1-Jan-14	756551971	10.25%	1-Jan-14	6-Jan-14	6		1274738	286816
7-Jan-14	1006551971	10.25%	7-Jan-14	12-Jan-14	6		1695971	381594
13-Jan-14	1000000000	10.25%	13-Jan-14	31-Jan-14	19		5335616	1200514
Total					31		8306326	1868923

February, 2014:

Date	Amount outstanding	Effetive rate	From	To	No of days	Loan Repaid	Interest	Share of Kameng
1-Feb-14	1008306326	10.25%	1-Feb-14	2-Feb-14	2		566309	127420
3-Feb-14	1000000000	10.25%	3-Feb-14	28-Feb-14	26		7301370	1642808
Total					28		7867679	1770228

March,2014:

Date	Amount outstanding	Effetive rate	From	To	No of days	Loan Repaid	Interest	Share of Kameng
1-Mar-14	1007867679	10.25%	1-Mar-14	2-Mar-14	2		566063	127364
3-Mar-14	757867679	10.25%	3-Mar-14	3-Mar-14	1	250000000	212826	47886
4-Mar-14	750000000	10.25%	4-Mar-14	31-Mar-14	28		5897260	1326884
Total					31	250000000	6676150	1502133
Excess recovered by SBI							3081	693
Excess provision as on 31.03.2014							22860	5144
Interest charged to projects during 2013-14							32559231	7325827

नॉर्थ ईस्टर्न इलेक्ट्रिक पावर कॉर्पोरेशन नई दिल्ली NEEPCO Northeastern Electric Power Corporation New Delhi

FY-2013-14

State Bank of India:Rs.100 cr

Projects	A/c Code (Interest)	Apportion	Nov,2013	Dec,2013	Remit.for Jan,2014 Bal.of Dec,13	Jan,2014	Feb,2014	Mar,2014	Rectf. 32101720 during 2014-15	Charged to project	Reconciled figure		JV-42100597
KaHEP	150170	22.50	704512	1469050	5144	1868923	1770228	1502826	5144	7325827	7320683	confirmed	5144
Pare HEP	150171	31.25	978489	2040347	7144	2595727	2458650	2087260	7142	10174759	10,167,615		7144
Turial HEP	150172	21.25	313116	652911	2286	1765094	1671862	1419337	2023529	7848155	7,846,155	confirmed	4,858
TGBPP	150174	15.00	665372	1387436	4858	1245949	1180152	1001885	-894902	4590750	4588464	confirmed	2286
AGTP-Extn	150173	10.00	469675	979367	3429	830633	786768	667923	-1118053	2619742	2616314		3428
Total		100.00	3131164	6529111	22860	8306326	7867679	6679231	22860	32559233			22860
				6551971									

Interest Calculation 2014-15:

1.State Bank of India:Rs.100 cr

April,2014:

Date	Amount outstanding	Effetive rate	From	To	No of days	Loan Repaid	Interest	Share of Kameng
1-Apr-14	756676150	10.25%	1-Apr-14	1-Apr-14	1		212491	44219
2-Apr-14	750000000	10.25%	2-Apr-14	21-Apr-14	20		4212329	44219
22-Apr-14	562500000	10.25%	22-Apr-14	30-Apr-14	9	187500000	1421661	58958
Total					30	187500000	5846481	147396
Excess recovered by SBI							49343	
Actually recovered by SBI							5895824	147396

May,2014:

Date	Amount outstanding	Effetive rate	From	To	No of days	Loan Repaid	Interest	Share of Kameng
1-May-14	562500000	10.25%	1-May-14	9-May-14	9		1421661	426498
10-May-14	500000000	10.25%	10-May-14	31-May-14	22	62500000	3089041	926712
Total					31		4510702	1353211
Under recovery by SBI							-1227	-368
Actually recovered by SBI							4509475	1352843

June,2014:

Date	Amount outstanding	Effetive rate	From	To	No of days	Loan Repaid	Interest	Share of Kameng
1-Jun-14	500000000	10.25%	1-Jun-14	30-Jun-14	30		4212329	1263699
Total					30		4212329	1263699
Excess recovery by SBI							39	12
Actually recovered by SBI							4212368	1263710

July,2014:

Date	Amount outstanding	Effetive rate	From	To	No of days	Loan Repaid	Interest	Share of Kameng
1-Jul-14	500000000	10.25%	1-Jul-14	31-Jul-14	31		4352740	1305822
Total					31		4352740	1305822

August,2014:

Date	Amount outstanding	Effetive rate	From	To	No of days	Loan Repaid	Interest	Share of Kameng
1-Aug-14	250000000	10.25%	1-Aug-14	31-Aug-14	31	250000000	2176370	652911
Total					31		2176370	652911

September,2014:

Date	Amount outstanding	Effetive rate	From	To	No of days	Loan Repaid	Interest	Share of Kameng
1-Sep-14	250000000	10.25%	1-Sep-14	30-Sep-14	30		2106164	631849
Total					30		2106164	631849

Date	Amount outstanding	Effetive rate	From	To	No of days	Loan Repaid	Interest	Share of Kameng
Oct, 2014	250000000	10.25%	1-Oct-14	31-Oct-14	31		2176370	652911
Total					31		2176370	652911

Date	Amount outstanding	Effetive rate	From	To	No of days	Loan Repaid	Interest	Share of Kameng
Nov, 2014	250000000	10.25%	1-Nov-14	9-Nov-14	9	250000000	631849	189555
Total					9		631849	189555
Excess provision as on 31.03.2014 reversed							-22860	-5144
Interest charged to projects during 2013-14							26036500	6191352
Loan closed on 10th November,2014								

नार्थ ईस्टर्न इलेक्ट्रिक पावर कॉर्पोरेशन नई दिल्ली NEEPCO New Delhi North Eastern Electric Power Corporation

1.STL sanctioned-SBI Rs.100 cr.

Projects	A/c Code (interest)	Apportion	April,2014	May,2014	June,2014	July,2014	Aug,2014	Sept,2014	Oct,2014	Nov 09,2014	Total	Excess provision reversed
KaHEP	150170	22.50	1459216	1352843	1263710	1305822	652911	631849	652911	189555	7503673	-5144
Pare HEP	150171	31.25	2026690	1878948	1755153	1813642	906821	877568	906821	263271	10421770	-7144
Turial HEP	150172	21.25	1378149	1277685	1193504	1233276	616638	596747	616638	179024	7086803	-4858
AGTP-Extn	150173	15.00	619062								619634	-3428
TGBPP	150174	10.00	412708								410422	-2286
Total		100.00	5895824	4509475	4212368	4352740	2176370	2106164	2176370	631849	26038302	-22860
After repayment		75.00										

Note: TGBPP & AGTP's principal fulyy repaid on 22nd April,2014

2.State Bank of India:Rs.200 cr (w.e.f.25th Jul,2014)

Date	Amount outstanding	Effetive rate	From	To	No of days	Loan Repaid	Interest	Share of Kameng
25-Jul-14	450000000	10.20%	25-Jul-14	31-Jul-14	7		880274	528164
		Total					880274	528164

Date	Amount outstanding	Effetive rate	From	To	No of days	Loan Repaid	Interest	Share of Kameng
1-Aug-14	1100000000	10.20%	1-Aug-14	6-Aug-14	6		1844384	1106630
7-Aug-14	1350000000	10.20%	7-Aug-14	27-Aug-14	21		7922466	4753479
28-Aug-14	1600000000	10.20%	28-Aug-14	31-Aug-14	4		1788493	1073096
		Total			31		11555342	6933205

September,2014:

Date	Amount outstanding	Effetive rate	From	To	No of days	Loan Repaid	Interest	Share of Kameng
1-Sep-14	1600000000	10.20%	1-Sep-14	17-Sep-14	17		7601096	4560658
18-Sep-14	1800000000	10.20%	18-Sep-14	23-Sep-14	6		3018082	1810849
24-Sep-14	2000000000	10.20%	24-Sep-14	30-Sep-14	7		3912329	2347397
		Total			30		14531507	8718904

Date	Amount outstanding	Effetive rate	From	To	No of days	Loan Repaid	Interest	Share of Kameng
Oct, 2014	2000000000	10.20%	1-Oct-14	23-Oct-14	23		12854795	7712877
	1500000000	10.20%	24-Oct-14	31-Oct-14	8	500000000	3353425	2012055
		Total					16208219	9724932

Date	Amount outstanding	Effetive rate	From	To	No of days	Loan Repaid	Interest	Share of Kameng
Nov, 2014	1500000000	10.20%	1-Nov-14	30-Nov-14	30		12575342	7545205
		Total					12575342	7545205

Date	Amount outstanding	Effetive rate	From	To	No of days	Loan Repaid	Interest	Share of Kameng
Dec, 2014	1500000000	10.20%	1-Dec-14	31-Dec-14	31		12994521	7796712
		Total					12994521	7795712

Date	Amount outstanding	Effetive rate	From	To	No of days	Loan Repaid	Interest	Share of Kameng
January, 2015	1512994521	10.20%	1-Jan-15	5-Jan-15	5		2114046	1268428
	1500000000	10.20%	6-Jan-15	31-Jan-15	26		10898630	6539178
		Total					13012676	7807606

Date	Amount outstanding	Effetive rate	From	To	No of days	Loan Repaid	Interest	Share of Kameng
February, 2015	1513012676	10.20%	1-Feb-15	1-Feb-15	1		422815	253689
	1000000000	10.20%	2-Feb-15	28-Feb-15	27	500000000	7545205	4527123
		Total					7968020	4780812

Date	Amount outstanding	Effetive rate	From	To	No of days	Loan Repaid	Interest	Share of Kameng
March, 2015	1007968020	10.20%	1-Mar-15	1-Mar-15	1		281679	169007
	1000000000	10.20%	2-Mar-15	31-Mar-15	30		8383562	5030137
Refunded by SBI							-1135965	-681579
		Total					7529275	4517565
Interest charged to projects during 2014-15							97255177	58353106

नॉर्थ ईस्टर्न इलेक्ट्रिक पावर कॉर्पोरेशन नई दिल्ली
NEEPCO
New Delhi
North Eastern Electric Power Corporation

2.STL sanctioned-SBI Rs.200 cr at 0.20% over base rate of 10%-wef.25.07.2014

Projects	A/c Code (Interest)	Ratio	July,2014	Aug,2014	Sept,2014	Oct,2014	Nov ,2014	Dec,2014	Jan,2015	Feb,2015	Mar,2015 (Acrrued)	Total
KaHPS	150170	60	528164	6933205	8718903	9724931	7545205	7796713	7807606	4780812	4517565	58353104
Pare HEP	150171	20	176055	2311068	2906301	3241644	2515068	2598904	2602535	1593604	1505855	19451034
Turial HEP	150172	20	176055	2311068	2906301	3241644	2515068	2598904	2602535	1593604	1505855	19451034
		100	880274	11555342	14531507	16208219	12575342	12994521	13012676	7968020	7529275	97255172
Excess refunded on 27.10.2014					26301.00						1135965	

3.State Bank of India:Rs.50 cr (w.e.f.24th Sept,2014)

Date	Amount outstanding	Effetive rate	From	To	No of days	Loan Repaid	Interest	Share of Kameng
24-Sep-14	200000000	10.20%	24-Sep-14	25-Sep-14	2		111781	67068
26-Sep-14	500000000	10.20%	26-Sep-14	30-Sep-14	5		698630	419178
Total							810411	486247

Date	Amount outstanding	Effetive rate	From	To	No of days	Loan Repaid	Interest	Share of Kameng
Oct, 2014	500000000	10.20%	1-Oct-14	31-Oct-14	31	500000000	4331507	2598904
Total							4331507	2598904

Date	Amount outstanding	Effetive rate	From	To	No of days	Loan Repaid	Interest	Share of Kameng
Nov, 2014	500000000	10.20%	1-Nov-14	30-Nov-14	30		4191781	2515068
Total							4191781	2515068

Date	Amount outstanding	Effetive rate	From	To	No of days	Loan Repaid	Interest	Share of Kameng
Dec, 2014	500000000	10.20%	1-Dec-14	22-Dec-14	22		3073973	1844384
	375000000	10.20%	23-Dec-14	31-Dec-14	9	125000000	943151	565890
Total							4017123	2410274

Date	Amount outstanding	Effetive rate	From	To	No of days	Loan Repaid	Interest	Share of Kameng
January, 2015	379017123	10.20%	1-Jan-15	5-Jan-15	5		529586	317751
	375000000	10.20%	6-Jan-15	31-Jan-15	26		2724658	1634795
		Total					3254244	1952545

Date	Amount outstanding	Effetive rate	From	To	No of days	Loan Repaid	Interest	Share of Kameng
February, 2015	378254244	10.20%	1-Feb-15	1-Feb-15	1		105704	63422
	375000000	10.20%	2-Feb-15	28-Feb-15	27		2829452	1697671
		Total					2935156	1761094

Date	Amount outstanding	Effetive rate	From	To	No of days	Loan Repaid	Interest	Share of Kameng
March, 2015	377935156	10.20%	1-Mar-15	1-Mar-15	1		105615	63369
	375000000	10.20%	2-Mar-15	31-Mar-15	30	125000000	3143836	1886301
		Total					3249450	1949670
Interest charged to projects during 2014-15							22789672	13673803

3.STL sanctioned-SBI Rs.50 cr at 0.20% over base rate of 10%-wef.24.09.2014

Projects	A/c Code (Interest)	Ratio	Sept,2014	Oct,2014	Nov,2014	Dec,2014	Jan,2015	Feb,2015	Mar,2015 (Acrrued)	Total
KaHPS	150170	60	486247	2598904	2515069	2410274	1952546	1761094	1949670	13673804
Pare HEP	150171	20	162082	866301	838356	803425	650849	587031	649890	4557934
Turial HEP	150172	20	162082	866301	838356	803425	650849	587031	649890	4557934
		100	810411	4331506	4191781	4017123	3254244	2935156	3249450	22789672

North Eastern Electric Power Corporation
NEEPCO
New Delhi

IOB Short Term Loan

1.IOB STL of Rs.75 +Rs25 cr

Drawal of loan			Repayment Schedule			
Date	Installment	Amount drawn	Installment	Date	Amount	
27-May-14	1st	100000000	1st	31-Aug-14	187500000	prepaid on 1.08.2014
30-May-14	2nd	200000000	2nd	30-Nov-14	187500000	
13-Jun-14	3rd	300000000	3rd	28-Feb-15	187500000	
27-Jun-14	4th	150000000	4th	31-May-15	187500000	
Total		750000000				
27-Jun-14	1st	200000000	1st	31-Oct-14	62500000	
9-Jul-14	2nd	50000000	2nd	31-Jan-15	62500000	
Total		250000000	3rd	30-Apr-15	62500000	
G/Total		1000000000	4th	31-Jul-15	62500000	

May, 2014:

Date	Amount outstanding	Effetive rate	From	To	No of days	Interest	Share of Kameng				
27-May-14	100000000	10.25%	27-May-14	29-May-14	3	84247	50546				
30-May-14	300000000	10.25%	30-May-14	12-Jun-14	14	1179452	707671				
13-Jun-14	600000000	10.25%	13-Jun-14	25-Jun-14	13	2190411	1314247				
Interest paid						3454110	2072466	Rs 25 cr sanctioned		Share of	
26-Jun-14	603454110	10.25%	26-Jun-14	26-Jun-14	1	169463	101678	Outstng.	Interest	Kameng	
27-Jun-14	750000000	10.25%	27-Jun-14	8-Jul-14	12	2527398	1516439	200000000	673974	404384	
9-Jul-14	750000000	10.25%	9-Jul-14	28-Jul-14	18	3791097	2274658	250000000	1263700	758220	
Interest paid						6487958	3892775		1937673	1162604	
27-Jul-14	756487958	10.25%	27-Jul-14	27-Jul-14	1	212438	127463	251937673	70750	42450	
28-Jul-14	750000000	10.25%	28-Jul-14	31-Jul-14	4	842465	505479	250000000	280822	168493	
1-Aug-14	562500000	10.25%	1-Aug-14	27-Aug-14	27	4264984	2558990	250000000	1895549	1137329	
Interest paid						5319888	3191933		2247120	1348273	
28-Aug-14	567819888	10.25%	28-Aug-14	28-Aug-14	1	159456	95674	252247120	70837	42502	
29-Aug-14	562500000	10.25%	29-Aug-14	25-Sep-14	28	4422946	2653768	250000000	1965753	1179452	
Interest paid						4582402	2749442		2036590	1221954	
26-Sep-14	567082402	10.25%	26-Sep-14	26-Sep-14	1	159249	95550	252036590	70777	42466	
27-Sep-14	562500000	10.25%	27-Sep-14	25-Oct-14	29	4580908	2748545	250000000	2035960	1221576	
Interest paid						4740157	2844094		2106737	1264043	
26-Oct-14	567240157	10.25%	26-Oct-14	29-Oct-14	4	637174	382304	252106737	283188	169913	
30-Oct-14	562500000	10.25%	30-Oct-14	30-Oct-14	1	157962	94777	250000000	70205	42123	
31-Oct-14	562500000	10.25%	31-Oct-14	21-Nov-14	22	3475172	2085103	187500000	1158389	695034	
Interest paid						4270308	2562185		1511785	907072	
Interest charged to projects during 2014-15						28854824	17312895		9839908	5903945	

IOB:

Projects	A/c Code (interest)	Apportion	2014-15	
KaHPS	150525	60%	23216842	23216840
Pare HEP	150526	20%	7738946	
Tuting HEP	150527	20%	7738946	
Total (75+25)			38694730	

PNB Short Term Loan

PNB:Loan sanctioned Rs.75.00 crore

Date	Installment	Amount drawn	Installment	Date	Amount
27-May-14	1st	100000000	1st	31-Aug-14	187500000
13-Jun-14	2nd	200000000	2nd	30-Nov-14	187500000
18-Jun-14	3rd	200000000	3rd	28-Feb-15	187500000
27-Jun-14	4th	150000000	4th	31-May-15	187500000
9-Jul-14	5th	100000000			
Total		750000000			

May, 2014:

Date	Amount outstanding	Effetive rate	From	To	No of days	Interest	Share of Kameng
27-May-14	100000000	10.25%	27-May-14	31-May-14	5	140411	84247
Total						140411	84247

June, 2014:

Date	Amount outstanding	Effetive rate	From	To	No of days	Interest	Share of Kameng
1-Jul-14	100000000	10.25%	1-Jun-14	12-Jun-14	12	336986	202192
13-Jun-14	300000000	10.25%	13-Jun-14	17-Jun-14	5	421233	252740
18-Jun-14	500000000	10.25%	18-Jun-14	26-Jun-14	9	1263699	758219
27-Jun-14	650000000	10.25%	27-Jun-14	27-Jun-14	1	182534	109521
28-Jun-14	650000000	10.25%	28-Jun-14	28-Jun-14	1	182534	109521
29-Jun-14	650000000	10.25%	29-Jun-14	29-Jun-14	1	182534	109521
30-Jun-14	650000000	10.25%	30-Jun-14	30-Jun-14	1	182534	109521
Total						2752055	1651233

नॉर्थ ईस्टर्न इलेक्ट्रिक पावर कॉर्पोरेशन नई दिल्ली NEEPCO New Delhi North Eastern Electric Power Corporation

July, 2014:

Date	Amount outstanding	Effetive rate	From	To	No of days	Interest	Share of Kameng
1-Jul-14	650000000	10.25%	1-Jul-14	8-Jul-14	8	1460274	876164
9-Jul-14	750000000	10.25%	9-Jul-14	31-Jul-14	23	4844178	2906507
		Total				6304452	3782671

Aug, 2014:

Date	Amount outstanding	Effetive rate	From	To	No of days	Interest	Share of Kameng
1-Aug-14	562500000	10.25%	1-Aug-14	31-Aug-14	31	4896832	2938099
		Total				4896832	2938099

Sept, 2014:

Date	Amount outstanding	Effetive rate	From	To	No of days	Interest	Share of Kameng
1-Sep-14	562500000	10.25%	1-Sep-14	30-Sep-14	30	4738870	2843322
		Total				4738870	2843322

October, 2014:

Date	Amount outstanding	Effetive rate	From	To	No of days	Interest	Share of Kameng
1-Oct-14	562500000	10.25%	1-Oct-14	31-Oct-14	31	4896832	2938099
		Total				4896832	2938099

November, 2014:

Date	Amount outstanding	Effetive rate	From	To	No of days	Interest	Share of Kameng
1-Oct-14	567396832	10.25%	1-Nov-14	2-Nov-14	2	318675	191205
	562500000	10.25%	3-Nov-14	21-Nov-14	19	3001284	1800771
		Total				3319959	1991976
Interest charged to projects during 2014-15						27049411	16229647

PNB:

Projects	A/c Code (Interest)	Apportion	2014-15
KaHPS	150525	60%	16229647
Pare HEP	150526	20%	5409882
Turial HEP	150527	20%	5409882
Total			27049411

2014-15:

Charged to project-2014-15	SBI	IOB	PNB	Total
KaHPS	79530581	23216842	16229647	118977070
Pare HEP	34430738	7736946	5409882	47579566
Turial HEP	31095771	7736946	5409882	44244599
TGBPP	615634			615634
AGTP-Extn	410422			410422
Total	146083146	38694733.77	27049411.3	211827291

2015-16:

1.(April 2015 to July 23, 2015)-STL Rs.200 cr from SBI

Month	Outstanding	Interest rate	From	To	No.of days	Repayment	Interest	Share of Turial	Share of Pare	Share of Kameng
April, 2015	1008665240	10.20%	1-Apr-15	6-Apr-15	6		1691091	338218	338218	1014655
	1000000000	10.05%	7-Apr-15	23-Apr-15	17		4680820	936164	936164	2808492
	500000000	10.05%	24-Apr-15	30-Apr-15	7	500000000	963699	192740	192740	578219
Total							7335610	1467122	1467122	4401366

Month	Outstanding	Interest rate	From	To	No.of days	Repayment	Interest	Share of Turial	Share of Pare	Share of Kameng
May, 2015	500000000	10.05%	1-May-15	31-May-15	31		4267808	853562	853562	2560685
Total							4267808	853562	853562	2560685

Month	Outstanding	Interest rate	From	To	No.of days	Repayment	Interest	Share of Turial	Share of Pare	Share of Kameng
June,2015	500000000	10.05%	1-Jun-15	7-Jun-15	7		963699	192740	192740	578219
	500000000	9.90%	8-Jun-15	30-Jun-15	23		3119178	623836	623836	1871507
Total							4082877	816575	816575	2449726

Month	Outstanding	Interest rate	From	To	No.of days	Repayment	Interest	Share of Turial	Share of Pare	Share of Kameng
July, 2015	500000000	9.90%	1-Jul-15	23-Jul-15	23	500000000	3119179	623836	623836	1871507
Total							3119179	623836	623836	1871507
Interest charged to projects during 2014-15							18805474	3761095	3761095	11283284
Loan closed on July 24, 2015										

2.April 2015 to July 23, 2015-STL Rs.50 cr from SBI

Month	Outstanding	Interest rate	From	To	No.of days	Repayment	Interest	Share of Turial	Share of Pare	Share of Kameng
April, 2015	250000000	10.20%	1-Apr-15	6-Apr-15	6		419178	83836	83836	251507
	250000000	10.05%	7-Apr-15	30-Apr-15	24		1652055	330411	330411	991233
Sub total							2071233	414247	414247	1242740
Adjustment of Interest							-100804	-20161	-20161	-60482
Total (for April)							1970429	394086	394086	1182257

Month	Outstanding	Interest rate	From	To	No.of days	Repayment	Interest	Share of Turial	Share of Pare	Share of Kameng
May, 2015	250000000	10.05%	1-May-15	31-May-15	31		2133904	426781	426781	1280342
Sub total							2133904	426781	426781	1280342

Month	Outstanding	Interest rate	From	To	No.of days	Repayment	Interest	Share of Turial	Share of Pare	Share of Kameng
June, 2015	250000000	10.05%	1-Jun-15	7-Jun-15	7		481849	96370	96370	289110
	250000000	9.90%	8-Jun-15	22-Jun-15	15		1017123	203425	203425	610274
	125000000	9.90%	23-Jun-15	30-Jun-15	8	125000000	271233	54247	54247	162740
Total							1770205	354041	354041	1062123
July, 2015	125000000	9.90%	1-Jul-15	31-Jul-15	31		1051027	210205	210205	630616
Sub total							1051027	210205	210205	630616

Month	Outstanding	Interest rate	From	To	No.of days	Repayment	Interest	Share of Turial	Share of Pare	Share of Kameng
August, 2015	126051027	9.90%	1-Aug-15	2-Aug-15	2		68378	13676	13676	41027
	125000000	9.90%	3-Aug-15	31-Aug-15	29		983219	196644	196644	589932
Total							1051598	210320	210320	630959

Month	Outstanding	Interest rate	From	To	No.of days	Repayment	Interest	Share of Turial	Share of Pare	Share of Kameng
September, 201	126051598	9.90%	1-Sep-15	1-Sep-15	1	125000000	34189	6838	6838	20514
	125000000	9.90%	2-Sep-15	22-Sep-15	21		711986	142397	142397	427192
Total							746176	149235	149235	447705
Interest charged to projects during 2015-16							6723339	1744668	1744668	5234004
Loan closed on 23rd Sept, 2015										

Loan A/C 34947730234

Drawal				Repayment			
Installment	Date	Amount	Cumulative	Installment	Date	Amount	Cumulative
1st drawal	26-May-15	10000000	10000000	1st	26th Aug 15	375000000	375000000
2nd drawal	13-Jul-15	200000000	210000000	2nd			
3rd drawal	24-Jul-15	600000000	810000000	3rd			
4th drawal	29-Jul-15	290000000	1100000000	4th			
5th drawal	18-Aug-15	200000000	1300000000				
6th drawal	8-Feb-15	200000000	1500000000				

3.May 2015 to Mar 2016, -STL Rs.150 cr from SBI

Date	Amount outstanding	Effective rate	From	To	No of days	Repayment	Interest	Share of Kameng
May,2015	10000000	9.85%	26-May-15	31-May-15	6		16192	16192
Total							16192	16192

Date	Amount outstanding	Effective rate	From	To	No of days	Repayment	Interest	Share of Kameng
June,2015	10000000	9.85%	1-Jun-15	7-Jun-15	7		18890	18890
	10000000	9.70%	8-Jun-15	30-Jun-15	23		61123	61123
Total							80014	80014

Date	Amount outstanding	Effective rate	From	To	No of days	Repayment	Interest	Share of Kameng
July,2015	10000000	9.70%	1-Jul-15	12-Jul-15	12		31890	31890
	210000000	9.70%	13-Jul-15	23-Jul-15	11		613890	613890
	810000000	9.70%	24-Jul-15	28-Jul-15	5		1076301	1076301
	1100000000	9.70%	29-Jul-15	31-Jul-15	3		876986	876986
Total					31		2599068	2599068

Date	Amount outstanding	Effective rate	From	To	No of days	Repayment	Interest	Share of Kameng
August,2015	1100000000	9.70%	1-Aug-15	17-Aug-15	17		4969589	4969589
	1300000000	9.70%	18-Aug-15	25-Aug-15	8	375000000	2763836	2763836
	925000000	9.70%	26-Aug-15	31-Aug-15	6		1474932	1474932
Total					25		9208356	9208356

Date	Amount outstanding	Effective rate	From	To	No of days	Repayment	Interest	Share of Kameng
Sept,2015	925000000	9.70%	1-Sep-15	17-Sep-15	17		4178973	4178973
	925000000	9.70%	18-Sep-15	30-Sep-15	13		3195685	3195685
Total					30		7374658	7374658

Date	Amount outstanding	Effective rate	From	To	No of days	Repayment	Interest	Share of Kameng
October,2015	925000000	9.70%	1-Oct-15	4-Oct-15	4		983288	983288
	925000000	9.30%	5-Oct-15	31-Oct-15	27		6363493	6363493
Total					31		7346781	7346781

Date	Amount outstanding	Effective rate	From	To	No of days	Repayment	Interest	Share of Kameng
November, 2015	7346781	9.30%	1-Nov-15	1-Nov-15	1		1872	1872
	925000000	9.30%	1-Nov-15	4-Nov-15	4	900000000	942740	942740
	25000000	9.30%	5-Nov-15	30-Nov-15	26		165616	165616
Total					30		1110228	1110228

Date	Amount outstanding	Effective rate	From	To	No of days	Repayment	Interest	Share of Kameng
Dec' 2015	25000000	9.30%	1-Dec-15	31-Dec-15	31		197466	197466
	Excess deducted as commtt. fees to be reversed by SBI						7841	7841
Total							205307	205307

Date	Amount outstanding	Effective rate	From	To	No of days	Repayment	Interest	Share of Kameng
Jan' 2016	205307	9.30%	1-Jan-16	1-Jan-16	1		52	52
	25000000	9.30%	1-Jan-16	31-Jan-16	31		197466	197466
	Excess deducted as commtt. fees to be reversed by SBI						243074	243074
Total							440592	440592

Date	Amount outstanding	Effective rate	From	To	No of days	Repayment	Interest	Share of Kameng
Feb' 2016	440592	9.30%	1-Feb-16	1-Feb-16	1		112	112
	25000000	9.30%	1-Feb-16	7-Feb-16	7		44589	44589
	200000000	9.30%	8-Feb-16			225000000		0
	Excess deducted as commtt. fees to be reversed by SBI						54888	54888
Total							99589	99589

Interest+commtt. charged to projects during 2015-16			28480785	28480785
Commtt. refunded by SBI & charged to projects during 2015-16			-305803	-305803
Net interest charged to projects during 2015-16			28174982	28174982

Total (1+2+3)	55703795

Charged to project 2015-16	SBI	Rs.200 cr	Rs.50 cr	Rs.150 cr
KaHPS	44692270	11283284	5234004	28174982
Pare HEP	5505763			
Turial HEP	5505763			
Total	55703795			

नॉर्थ ईस्टर्न इलेक्ट्रिक पावर कॉर्पोरेशन लि. नई दिल्ली NEEPCO New Delhi North Eastern Electric Power Corporation Ltd.

ETgbot

2016-17:

SBI Short Term Loan

Loan A/C:Rs.300 cr

Drawal				Repayment			
Installment	Date	Amount	Cumulative	Installment	Date	Amount	Cumulative
1st	27-Jul-16	10000000	10000000	1st	27-Oct-16	2500000	
2nd	15-Sep-16	600000000	610000000	2nd	26-Jan-17	1000000000	
3rd	20-Sep-16	350000000	960000000	3rd	26-Apr-17	1000000000	
4th	26-Sep-16	280000000	1240000000	4th	26-Jul-17	997500000	
5th	29-Sep-16	890000000	2130000000				
6th	7-Oct-16	100000000	2230000000				
7th	28-Oct-16	170000000					
8th	14-Dec-16	600000000					
Total		3000000000				3000000000	

Interest Calculation:

Date	Outstanding	Effective rate	Period of calculation From	Period of calculation To	No of days	Interest	Repayment	Allocation KaHPS	Allocation Pare	Allocation Tuirial
27-Jul-16	10000000	9.15%	27-Jul-16	31-Jul-16	5	12535		7521	3343	1671
							Total	7521	3343	1671

August,2016

Date	Outstanding	Effective rate	Period of calculation From	Period of calculation To	No of days	Interest	Repayment	Allocation KaHPS	Allocation Pare	Allocation Tuirial
August, 2016	10013014	9.10%	1-Aug-16	2-Aug-16	2	4993		2996	1331	666
	10000000	9.10%	3-Aug-16	31-Aug-16	29	72301		43381	19280	9640
Total						77294				
							Total	46377	20611	10306

September, 2016 (Accrued Interest)

Date	Outstanding	Effective rate	Period of calculation From	Period of calculation To	No of days	Interest	Repayment	Allocation KaHPS	Allocation Pare	Allocation Tuirial
Sept, 2016	10000000	9.10%	1-Sep-16	14-Sep-16	14	34904		20942	9308	4654
	610000000	9.10%	15-Sep-16	19-Sep-16	5	760411		456247	202776	101388
	960000000	9.10%	20-Sep-16	25-Sep-16	6	1436055		861633	382948	191474
	1240000000	9.10%	26-Sep-16	28-Sep-16	3	927452		556471	247321	123660
	2130000000	9.10%	29-Sep-16	30-Sep-16	2	1062082		637249	283222	141611
Total						4220904		2532542	1125575	562787
						Upto Sept,2016		2586442	1149526	574765

October, 2016

Date	Outstanding	Effective rate	Period of calculation From	Period of calculation To	No of days	Interest	Repayment	Allocation KaHPS	Allocation Pare	Allocation Tuirial
Oct, 2016	2130000000	9.05%	1-Oct-16	6-Oct-16	6	3168740		1901244	844997	422499
	2230000000	9.05%	7-Oct-16	26-Oct-16	20	11058356		6635014	2948895	1474447
	2227500000	9.05%	27-Oct-16	27-Oct-16	1	552298		331379	147279	73640
	2397500000	9.05%	28-Oct-16	31-Oct-16	4	2377795		1426677	634079	317039
Total						17157188		10294314	4575250	2287625
Amount deducted by SBI on 07/11/2016-under reconciliation						18010308				

Nov,2016

Date	Outstanding	Effective rate	Period of calculation From	Period of calculation To	No of days	Interest	Repayment	Allocation KaHPS	Allocation Pare	Allocation Tuirial
	18010308	9.05%	1-Nov-16	6-Nov-16	6	26793		16076	7145	3572
7-Nov-16	2397500000	9.05%	1-Nov-16	30-Nov-16	30	17833459		10700075	4755589	2377795
Total					36	17860252		10716151	4762734	2381367

Dec, 2016

Date	Outstanding	Effective rate	Period of calculation From	Period of calculation To	No of days	Interest	Repayment	Allocation KaHPS	Allocation Pare	Allocation Tuirial
As on 01.12.20	2997500000	9.00%	1-Dec-16	13-Dec-16	13	7,685,137		4611082	2049370	1024685
14-Dec-16	2997500000	9.00%	14-Dec-16	31-Dec-16	18	13,303,973		7982384	3547726	1773863
Total					31	20,989,110		12,593,466	5,597,096	2,798,548

Jan, 2017

Date	Outstanding	Effective rate	Period of calculation From	Period of calculation To	No of days	Interest	Repayment	Allocation KaHPS	Allocation Pare	Allocation Tuirial
Jan, 2016	2997500000	9.00%	1-Jan-17	24-Jan-17	24	17738630		10643178	4730301	2365151
	1997500000	9.00%	25-Jan-17	31-Jan-17	7	3447740	1000000000	2068644	919397	459699
Total					31	21186370		12711822	5649698	2824850

Feb, 2017

Date	Outstanding	Effective rate	Period of calculation From	Period of calculation To	No of days	Interest	Repayment	Allocation KaHPS	Allocation Pare	Allocation Tuirial
As on 01.02.20	1997500000	9.00%	1-Feb-17	28-Feb-17	28	13790959		8274575	3677589	1838795
Total					28	13,790,959	0	8,274,575	3,677,589	1,838,795

Mar, 2017

Date	Outstanding	Effective rate	Period of calculation From	Period of calculation To	No of days	Interest (accrued)	Repayment	Allocation KaHPS	Allocation Pare	Allocation Tuirial
Mar,2017	1997500000	9.00%	1-Mar-17	31-Mar-17	31	15,268,562		9161137	4071616	2035808
Total					31	15,268,562		9,161,137	4,071,616	2,035,808
								66337905	29483512	14741757

110563174

नॉर्थ ईस्टर्न इलेक्ट्रिक पावर कॉर्पोरेशन नई दिल्ली NEEPCO North Eastern Electric Power Corporation New Delhi

Amount Sanctioned:Rs.200 cr.
Date of Sanction:09.12.2016
Interest: 0.15 above MCLR presently 9.05 (i.e.8.90+0.15)

Loan A/C:

Installment	Date	Amount	
1st	14-Dec-16	150000000	
2nd	21-Dec-16	150000000	
3rd	23-Feb-17	100000000	
4th	1-Mar-17	100000000	
5th	2-Mar-17	100000000	
6th	6-Mar-17	160000000	
7th	15-Mar-17	230000000	
8th	17-Mar-17	70000000	
9th	21-Mar-17	90000000	
10th	22-Mar-17	180000000	
Total		1330000000	

Date	Outstanding	Effective rate	From	To	No of days	Interest	Repayment	KaHEP	Pare	Tuirial
14-Dec-16	150000000	9.00%	14-Dec-16	20-Dec-16	7	258904		155342	69041	34521
21-Dec-16	300000000	9.00%	21-Dec-16	31-Dec-16	11	813699		488219	216986	108493
Total						1072603	0	643561	286027	143014
January,2017										
1-Jan-17	300000000	9.00%	1-Jan-17	31-Jan-17	31	2293151		1375890	611507	305753
Total						2293151	0	1375890	611507	305753
February,2017										
1-Feb-17	300000000	9.00%	1-Feb-17	22-Feb-17	22	1627397		976436	433973	216986
23-Feb-17	400000000	9.00%	23-Feb-17	28-Feb-17	6	591781		355068	157808	78904
Total						2219178	0	1331506	591781	295890
March,2017										
	500000000	9.00%	1-Mar-17	1-Mar-17	1	123288		73973	32877	16438
	600000000	9.00%	2-Mar-17	5-Mar-17	4	591781		355068	157808	78904
	760000000	9.00%	6-Mar-17	14-Mar-17	9	1686575		1011945	449753	224877
	990000000	9.00%	15-Mar-17	16-Mar-17	2	488219		292932	130192	65096
	1060000000	9.00%	17-Mar-17	20-Mar-17	4	1045479		627288	278795	139397
	1150000000	9.00%	21-Mar-17	21-Mar-17	1	283562		170137	75616	37808
	1330000000	9.00%	22-Mar-17	31-Mar-17	10	3279452		1967671	874521	437260
Total (accrued)						7498356	0	4499014	1999562	999780
						13083288		7849971	3488877	1744437

13083285

Summary of interest on STL from SBI for 2016-17:

Projects	A/c code	Allocation	Jul,2016	Aug, 2016	Sept,2016	Oct,2016	Nov, 2016	Dec,2016 (Accrued)	Jan, 2017	Feb, 2017	Mar, 2017	Total	Rs.300 Cr	Rs.200 cr.
Kameng	150170	9	7521	46376	2532543	10294313	10716151	13237027	14087713	9606082	13660151	74187877	66337905	7849971
Pare	150171	4	3343	20612	1125574	4575250	4762734	5883123	6261205	4269370	6071178	32972389		
Tuirial	150172	2	1671	10306	562787	2287625	2381367	2941562	3130603	2134685	3035589	16486195		
Total		15	12535	77294	4220904	17157188	17860252	22061712	23479521	16,010,137	22,766,918	1.24E+08		

2017-18:
1.Rs.300 cr

Date	Outstanding	Effective rate	From	To	No of days	Interest	Repayment	KaHPS	Pare	Tuirial
Apl,2017	1997500000	9.00%	1-Apr-17	26-Apr-17	26	12,805,890	1000000000	7683534	3414904	1707452
	997500000	9.00%	27-Apr-17	30-Apr-17	4	983,836		590301	262356	131178
Total					26	13,789,726	1000000000	8,273,835	3,677,260	1,838,630

Date	Outstanding	Effective rate	From	To	No of days	Interest	Repayment	KaHPS	Pare	Tuirial
May,2017	997500000	9.00%	1-May-17	31-May-17	31	7,624,726		4574836	2033260	1016630
Total					31	7,624,726		4,574,836	2,033,260	1,016,630

Jun, 2017

Date	Outstanding	Effective rate	From	To	No of days	Interest	Repayment	KaHPS	Pare	Tuirial
Jun,2017	997500000	9.00%	1-Jun-17	30-Jun-17	30	7,378,767		4427260	1967671	983836
Total					30	7,378,767		4,427,260	1,967,671	983,836

Jul, 2017

Date	Outstanding	Effective rate	From	To	No of days	Interest	Repayment	KaHPS	Pare	Tuirial
Jul,2017	997500000	9.00%	1-Jul-17	24-Jul-17	24	5,903,014		3541808	1574137	787068
Total					24	5,903,014		3,541,808	1,574,137	787,068

Loan closed on 24.07.2017

नॉर्थ ईस्टर्न इलेक्ट्रिक पावर कॉर्पोरेशन नई दिल्ली
NEEPCO
North Eastern Electric Power Corporation New Delhi

2.Rs.200 cr

Apl,2017

Date	Outstanding	Effective rate	From	To	No of days	Interest	Repayment	KaHPS	Pare	Tuirial
Apl, 2017	1330000000	9.00%	1-Apr-17	30-Apr-17	30	9836356		5903014	2623562	1311781
Total						9836356	0	5903014	2623562	1311781

May,2017

Date	Outstanding	Effective rate	From	To	No of days	Interest	Repayment	KaHPS	Pare	Tuirial
May, 2017	1330000000	9.00%	1-May-17	31-May-17	31	10166301		6099781	2711014	1355507
Total						10166301	0	6099781	2711014	1355507

Jun,2017

Date	Outstanding	Effective rate	From	To	No of days	Interest	Repayment	KaHPS	Pare	Tuirial
Jun, 2017	1330000000	9.00%	1-Jun-17	13-Jun-17	13	4263288		2557973	1136877	568438
Total						4263288	0	2557973	1136877	568438
Loan closed										

At MCLR presently-8.00%
Date of sanctioned:26.05.2017
Loan A/C 36946430975
2.Rs.200 cr

Jun,2017

Date	Outstanding	Effective rate	From	To	No of days	Interest	Repayment	KaHPS	Pare	Tuirial
13-Jun-17	300000000	8.00%	13-Jun-17	13-Jun-17	1	65753		39452	13151	13,150
14-Jun-17	2000000000	8.00%	14-Jun-17	30-Jun-17	17	7452055		4471233	1490411	1,490,411
July, 2017	2000000000	8.00%	1-Jul-17	31-Jul-17	31	13589041		8153425	2717808	2,717,808
Aug, 2017	2000000000	8.00%	1-Aug-17	31-Aug-17	31	13589041		8153425	2717808	2,717,808
Sept, 2017	2000000000	8.00%	1-Sep-17	30-Sep-17	30	13150685		7890411	2630137	2,630,137
Oct, 2017	2000000000	8.00%	1-Oct-17	31-Oct-17	31	13589041		8153425	2717808	2,717,808
Nov, 2017	2000000000	8.00%	1-Nov-17	30-Nov-17	30	13150685		7890411	2630137	2,630,137
Dec, 2017	2000000000	8.00%	1-Dec-17	31-Dec-17	31	13589041		8153425	2717808	2,717,808
Jan,2018	2000000000	8.00%	1-Jan-18	31-Jan-18	31	13589041		8153425	2717808	2,717,808
Feb, 2018	2000000000	8.00%	1-Feb-18	28-Feb-18	28	12273973		7364384	2454795	2,454,794
Mar,2018	2000000000	8.00%	1-Mar-18	31-Mar-18	31	13589041		8153425	2717808	2,717,808
Total						127627397		76576441	25525479	25525477

2018-19:(SBI)

Apl,2018	2000000000	8.00%	1-Apr-18	2-Apr-18	2	876712	1000000000	526027	175342	175,343
	1000000000	8.00%	3-Apr-18	30-Apr-18	28	6136986		3682192	1227397	1,227,397
May,2018	1000000000	8.00%	1-May-18	31-May-18	31	6794521		4076712	1358904	1,358,905
Jun, 2018	1000000000	8.00%	1-Jun-18	11-Jun-18	11	2410959	1000000000	1446575	482192	482,192
						16219178	2000000000	9731506	3243835	3243837

Summary:

		KaHEP	Pare	Tuirial
2017-18	1.Rs.300 cr	20,817,739	9,252,328	4,626,164
	2.Rs.200 cr	14560768	6471453	3235726
	3.Rs.200 cr	76576441	25525479	25525477
Total		111,954,948	41,249,260	33,387,367
2018-19	3.Rs.200 cr-SB	9731506	3243835	3243837

नॉर्थ ईस्टर्न इलेक्ट्रिक पावर कॉर्पोरेशन नई दिल्ली
NEEPCO
New Delhi
North Eastern Electric Power Corporation

Interest during 2018-19	3,317,808
Interest during 2019-20	293,389,033
Interest during 2020-21	189,638,358
TOTAL	486,345,199

		Drawal	Repaid
1st tranche	1,000,000,000	18-Mar-19	16-Mar-20
2nd tranche	1,000,000,000	30-Apr-19	16-Nov-20
3rd tranche	1,000,000,000	9-Jul-19	9-Nov-20
4th tranche	1,000,000,000	30-Sep-19	31-Aug-20
5th tranche	1,000,000,000	23-Dec-19	16-Nov-20

Unit I	1-Apr-2020	17-Jun-2020	78
Unit II	18-Jun-2020	1-Jul-2020	14

Accrued as on 31.03.2019	Due date	Loan outstanding	Interest Rate (%)	From	To	No.of days	Amount
1st Tranche of STL	4/18/2019	1000000000	8.65%	18-Mar-2019	31-Mar-2019	14	3317808

	Principal	Rate	From	To	No.of days	days in a year	Interest
Accrued as on 31.03.2020							
2nd tranche	1000000000	8.65%	31-Mar-20	31-Mar-20	1	365	236,986
3rd tranche	1000000000	8.65%	9-Mar-20	31-Mar-20	23	365	5,450,685
4th tranche	1000000000	8.65%	31-Mar-20	31-Mar-20	1	365	236,986
5th tranche	1000000000	8.65%	23-Mar-20	31-Mar-20	9	365	2,132,877
							8,057,534

Interest paid during 2019-20

Particulars	Due date	Loan outstanding	Interest Rate (%)	From	To	No.of days	Amount	Interest recovered by Bank	Revenue	IDC
1st Tranche of STL drawn on 18.3.19		1000000000								
1st instl of Int paid on 18.04.	4/18/2019	1000000000	8.65%	18-Mar-2019	17-Apr-2019	31	7,346,575	7,346,575		
2nd instl of Int paid on 17.05	5/18/2019	1000000000	8.65%	18-Apr-2019	17-May-2019	30	7,109,589	7,110,368		
3rd instl of Int paid on 18.06	6/18/2019	1000000000	8.65%	18-May-2019	17-Jun-2019	31	7,346,575	7,349,945		
4th instl of Int paid on 18.07	7/18/2019	1000000000	8.65%	18-Jun-2019	17-Jul-2019	30	7,109,589	7,109,589		
5th instl of Int paid on 19.08	8/18/2019	1000000000	8.65%	18-Jul-2019	17-Aug-2019	31	7,346,575	7,346,914		
6th instl of Int paid on 18.09	9/18/2019	1000000000	8.65%	18-Aug-2019	17-Sep-2019	31	7,346,575	7,348,042		
7th instl of Int paid on 18.10	10/18/2019	1000000000	8.65%	18-Sep-2019	17-Oct-2019	30	7,109,589	7,109,589		
8th instl of Int paid on 18.11	11/18/2019	1000000000	8.65%	18-Oct-2019	17-Nov-2019	31	7,346,575	7,346,575		
9th instl of Int paid on 19.12	12/18/2019	1000000000	8.65%	18-Nov-2019	17-Dec-2019	30	7,109,589	7,109,589		
10th instl of Int paid on 19.0	1/18/2020	1000000000	8.65%	18-Dec-2019	17-Jan-2020	31	7,346,575	7,346,575		
11th instl of Int paid on 18.0	2/18/2020	1000000000	8.65%	18-Jan-2020	17-Feb-2020	31	7,346,575	7,346,601		
12th instl of Int paid on 16.0	3/18/2020	1000000000	8.65%	18-Feb-2020	15-Mar-2020	27	6,398,630	6,398,788		
						Sub Total	86,263,011	86,269,150	-	86,263,011
2nd Tranche of STL drawn on 30.4.19		1000000000								
1st instl of Int paid on 31.05.	5/30/2019	1000000000	8.65%	30-Apr-2019	30-May-2019	31	7,346,575	7,346,575		
2nd instl of Int paid on 30.06	6/30/2019	1000000000	8.65%	31-May-2019	29-Jun-2019	30	7,109,589	7,109,589		
3rd instl of Int paid on 31.07	7/30/2009	1000000000	8.65%	30-Jun-2019	30-Jul-2019	31	7,346,575	7,346,575		
4th instl of Int paid on 01.09	8/30/2019	1000000000	8.65%	31-Jul-2019	30-Aug-2019	31	7,346,575	7,346,575		
5th instl of Int paid on 30.09	9/30/2019	1000000000	8.65%	31-Aug-2019	29-Sep-2019	30	7,109,589	7,109,589		
6th instl of Int paid on 31.10	10/30/2019	1000000000	8.65%	30-Sep-2019	30-Oct-2019	31	7,346,575	7,346,575		
7th instl of Int paid on 30.11	11/30/2019	1000000000	8.65%	31-Oct-2019	29-Nov-2019	30	7,109,589	7,109,589		
8th instl of Int paid on 31.12	12/30/2019	1000000000	8.65%	30-Nov-2019	30-Dec-2019	31	7,346,575	7,346,575		
9th instl of Int paid on 31.01	1/30/2020	1000000000	8.65%	31-Dec-2019	30-Jan-2020	31	7,346,575	7,346,575		
10th instl of Int paid on 29.0	2/29/2020	1000000000	8.65%	31-Jan-2020	28-Feb-2020	29	6,872,603	6,872,603		
11th instl of Int paid on 31.0	3/30/2020	1000000000	8.65%	29-Feb-2020	30-Mar-2020	31	7,346,575	7,346,575		
						Sub Total	79,627,395	79,627,395	-	79,627,395
3rd Tranche of STL drawn on 9.07.19		1000000000								
1st instl of Int paid on 09.08.	8/9/2019	1000000000	8.65%	9-Jul-2019	8-Aug-2019	31	7,346,575	7,346,575		
2nd instl of Int paid on 09.09	9/9/2019	1000000000	8.65%	9-Aug-2019	8-Sep-2019	31	7,346,575	7,346,575		
3rd instl of Int paid on 10.10	10/9/2019	1000000000	8.65%	9-Sep-2019	8-Oct-2019	30	7,109,589	7,109,938		
4th instl of Int paid on 09.11	11/9/2019	1000000000	8.65%	9-Oct-2019	8-Nov-2019	31	7,346,575	7,348,675		
5th instl of Int paid on 09.12	12/9/2019	1000000000	8.65%	9-Nov-2019	8-Dec-2019	30	7,109,589	7,112,137		
6th instl of Int paid on 09.01	1/9/2020	1000000000	8.65%	9-Dec-2019	8-Jan-2020	31	7,346,575	7,346,575		
7th instl of Int paid on 10.02	2/9/2020	1000000000	8.65%	9-Jan-2020	8-Feb-2020	31	7,346,575	7,346,964		
8th instl of Int paid on 09.03	3/9/2020	1000000000	8.65%	9-Feb-2020	8-Mar-2020	29	6,872,603	6,874,284		
						Sub Total	57,824,656	57,831,723	-	57,824,656

4th Tranche of STL drawn on 30.9.19		1000000000								
1st instl of Int paid on 31.10	10/30/2019	1000000000	8.65%	30-Sep-2019	30-Oct-2019	31	7,346,575	7,348,540		
2nd instl of Int paid on 30.11	11/30/2019	1000000000	8.65%	31-Oct-2019	29-Nov-2019	30	7,109,589	7,109,589		
3rd instl of Int paid on 31.12	12/30/2019	1000000000	8.65%	30-Nov-2019	30-Dec-2019	31	7,346,575	7,346,575		
4th instl of Int paid on 31.01	1/30/2020	1000000000	8.65%	31-Dec-2019	30-Jan-2020	31	7,346,575	7,347,763		
5th instl of Int paid on 29.02	2/29/2020	1000000000	8.65%	31-Jan-2020	28-Feb-2020	29	6,872,603	6,877,740		
6th instl of Int paid on 31.03	3/30/2020	1000000000	8.65%	29-Feb-2020	30-Mar-2020	31	7,346,575	7,346,575		
						Sub Total	**43,368,492**	**43,376,782**	**-**	**43,368,492**
5th Tranche of STL drawn on 23.12.19		1000000000								
1st instl of Int paid on 23.01	1/23/2019	1000000000	8.65%	23-Dec-2019	22-Jan-2020	31	7,346,575	132,009		
1st instl of Int paid on 24.01	1/24/2019							7,220,680		
2nd instl of Int paid on 25.02	2/23/2020	1000000000	8.65%	23-Jan-2020	22-Feb-2020	31	7,346,575	7,348,673		
3rd instl of Int paid on 23.03	2/23/2020	1000000000	8.65%	23-Feb-2020	22-Mar-2020	29	6,872,603	6,874,277		
						Sub Total	**21,565,753**	**21,575,639**	**-**	**21,565,753**
					Total		**288,649,307**	**288,680,689**	**-**	**288,649,307**

Interest during 2020-21

Particulars	Due date	Loan outstanding	Interest Rate (%)	From	To	No.of days	Amount	Interest recovered by Bank	Revenue	IDC
2nd Tranche of STL drawn on 30.4.19		1000000000								
Interest paid on 31.05.2020	4/30/2020	1000000000	8.65%	31-Mar-2020	29-Apr-2020	30	7,109,589	6,714,031	7,109,589	
Interest paid on 30.06.2020	5/30/2020	1000000000	8.20%	30-Apr-2020	30-May-2020	31	6,964,384	6,700,236	6,964,384	
Interest paid on 16.11.2021		1000000000	8.20%	31-May-2020	16-Nov-2020	170	38,191,781	-	18,658,904	19,532,877
						Sub Total	**52,265,754**	**13,414,267**	**32,732,877**	**19,532,877**
3rd Tranche of STL drawn on 9.07.19		1000000000								
Interest paid on 10.04.2020	8/9/2019	1000000000	8.65%	9-Mar-2020	8-Apr-2020	31	7,346,575	7,346,575	7,346,575	
Interest paid on 09.05.2020	9/9/2019	1000000000	8.65%	9-Apr-2020	8-May-2020	30	7,109,589	6,925,704	7,109,589	
Interest paid on 10.06.2020	10/9/2019	1000000000	8.20%	9-May-2020	8-Jun-2020	31	6,964,384	6,968,672	6,964,384	
Interest paid on 09.11.2020		1000000000	8.20%	9-Jun-2020	9-Nov-2020	154	34,597,260	-	17,581,507	17,015,753
						Sub Total	**56,017,808**	**21,240,951**	**39,002,055**	**17,015,753**
4th Tranche of STL drawn on 30.9.19		1000000000								
Interest paid on 30.04.2020	4/30/2020	1000000000	8.65%	31-Mar-2020	29-Apr-2020	30	7,109,589	7,035,616	7,109,589	
Interest paid on 31.05.2020	5/30/2020	1000000000	8.20%	30-Apr-2020	30-May-2020	31	6,964,384	6,965,789	6,964,384	
Interest paid on 30.06.2020	6/30/2020	1000000000	8.20%	31-May-2020	30-Jun-2020	31	6,964,384	6,745,487	1,426,713	5,537,671
Interest paid on 31.08.2021		1000000000	8.20%	1-Jul-2020	31-Aug-2020	62	13,928,767	-	7,686,301	6,242,466
						Sub Total	**34,967,124**	**20,746,892**	**23,186,987**	**11,780,137**
5th Tranche of STL drawn on 23.12.19		1000000000								
Interest paid on 24.04.2020	4/23/2020	1000000000	8.65%	23-Mar-2020	22-Apr-2020	31	7,346,575	7,346,891	7,346,575	
Interest paid on 22.05.2020	5/23/2020	1000000000	8.65%	23-Apr-2020	22-May-2020	30	7,109,589	6,754,277	7,109,589	
Interest paid on 23.06.2019	6/23/2020	1000000000	8.20%	23-May-2020	22-Jun-2020	31	6,964,384	6,967,897	1,023,973	5,940,411
Interest paid on 16.11.2021		1000000000	8.20%	23-Jun-2020	16-Nov-2020	147	33,024,658	-	17,821,233	15,203,425
						Sub Total	**54,445,206**	**21,069,065**	**33,301,370**	**21,143,836**
					Total		**197,695,892**	**76,471,175**	**128,223,289**	**69,472,603**

Grand Total	**486,345,199**	**365,151,864**	**128,223,289**	**358,121,910**

1. Short Term Loan of Rs.100 crore from State Bank of India

Drawal of loan:			Share of KaHPS	Interest rate	Repayment Schedule			Actual repayment date
Installment	Date of drawal	Amount drawn			Installment	Date	Amount	
1st	11-Nov-13	350000000	225000000	10.25%	1st	10-Feb-14	250000000	4-Mar-14
2nd	18-Nov-13	250000000			2nd	10-May-14	250000000	Rs.18.75 on 23-Apr-14 & Rs.6.25 on 11-May-14
3rd	25-Nov-13	150000000			3rd	10-Aug-14	250000000	1-Aug-14
4th	7-Jan-14	250000000			4th	10-Nov-14	250000000	10-Nov-14
Total		1000000000					1000000000	

2. Short Term Loan of Rs.200 crore from State Bank of India

Drawal of loan:			Share of KaHPS	Interest rate	Repayment Schedule			Actual repayment date
Installment	Date of drawal	Amount drawn			Installment	Date	Amount	
1st	25-Jul-14	300000000	1200000000	10.20%	1st	24-Oct-14	500000000	24-Oct-14
2nd	25-Jul-14	150000000			2nd	24-Jan-15	500000000	2-Feb-15
3rd	1-Aug-14	650000000			3rd	24-Apr-15	500000000	24-Apr-15
4th	7-Aug-14	250000000			4th	24-Jul-15	500000000	1-Aug-15
5th	28-Aug-14	250000000						
6th	18-Sep-14	200000000						
7th	24-Sep-14	200000000						
Total		2000000000	1200000000				2000000000	

3. Short Term Loan of Rs. 50 crore from State Bank of India

Drawal of loan:			Share of KaHPS	Interest rate	Repayment Schedule			Actual repayment date
Installment	Date of drawal	Amount drawn			Installment	Date	Amount	
1st	24-Sep-14	200000000	300000000	10.20%	1st	23-Dec-14	125000000	23-Dec-14
2nd	26-Sep-14	300000000			2nd	23-Mar-15	125000000	23-Mar-15
					3rd	23-Jun-15	125000000	23-Jun-15
					4th	23-Sep-15	125000000	23-Sep-15
Total		500000000	300000000				250000000	

4. Short Term Loan of Rs. 100 crore from Indian Overseas Bank

Drawal of loan:			Share of KaHPS	Interest rate	Repayment Schedule			Actual repayment date
Installment	Date of drawal	Amount drawn			Installment	Date	Amount	
1st	27-May-14	100000000	600000000	10.25%	1st	31-Aug-14	187500000	2-Aug-14
2nd	30-May-14	200000000			2nd	30-Nov-14	187500000	22-Nov-14
3rd	13-Jun-14	300000000			3rd	28-Feb-15	187500000	
4th	27-Jun-14	150000000			4th	31-May-15	187500000	
Total		750000000		10.25%	1st	31-Oct-14	62500000	31-Oct-14
1st	27-Jun-14	200000000			2nd	31-Jan-15	62500000	22-Nov-14
2nd	9-Jul-14	50000000			3rd	30-Apr-15	62500000	
Total		250000000			4th	31-Jul-15	62500000	
G/Total		1000000000	600000000				1000000000	

5. Short Term Loan of Rs. 75 crore from Punjab National Bank

Drawal of loan:			Share of KaHPS	Interest rate	Repayment Schedule			Actual repayment date
Installment	Date of drawal	Amount drawn			Installment	Date	Amount	
1st	27-May-14	100000000	450000000	10.25%	1st	31-Aug-14	187500000	2-Aug-14
2nd	13-Jun-14	200000000			2nd	30-Nov-14	187500000	22-Nov-14
3rd	18-Jun-14	200000000			3rd	28-Feb-15	187500000	
4th	27-Jun-14	150000000			4th	31-May-15	187500000	
5th	9-Jul-14	100000000						
Total		750000000	450000000				750000000	

6. Short Term Loan of Rs. 150 crore from State Bank of India

Drawal of loan:			Share of KaHPS	Interest rate	Repayment Schedule			Actual repayment date
Installment	Date of drawal	Amount drawn			Installment	Date	Amount	
1st	26-May-15	10000000	1300000000	9.85%	1st	26-Aug-15	375000000	
2nd	13-Jul-15	200000000			2nd	10-May-14	375000000	
3rd	24-Jul-15	600000000			3rd	10-Aug-14	375000000	
4th	29-Jul-15	290000000			4th	10-Nov-14	375000000	
5th	18-Aug-15	200000000						
Total		1300000000	1300000000				1500000000	

नॉर्थ ईस्टर्न इलेक्ट्रिक पावर कॉर्पोरेशन नई दिल्ली
NEEPCO
North Eastern Electric Power Corporation New Delhi

State Bank of India

A Drawal of Loan:From SBI (Rs.100 cr)

Instalment	Date of drawal	Amount
1st	11-Nov-13	350000000
2nd	18-Nov-13	250000000
3rd	25-Nov-13	150000000
4th	7-Jan-14	250000000
Total		1000000000

Repayment Schedule:

1st	10-Feb-14	250000000
2nd	10-May-14	250000000
3rd	10-Aug-14	250000000
4th	10-Nov-14	250000000
Total		1000000000

B Drawal of Loan:From SBI (Rs.200 cr)

Instalment	Date of drawal	Amount
1st	25-Jul-14	300000000
2nd	25-Jul-14	150000000
3rd	1-Aug-14	650000000
4th	7-Aug-14	250000000
5th	28-Aug-14	250000000
6th	18-Sep-14	200000000
7th	24-Sep-14	200000000
Total		2000000000

Repayment Schedule:

1st	24-Oct-14	500000000
2nd	24-Jan-15	500000000
3rd	24-Apr-15	500000000
4th	24-Jul-15	500000000
Total		2000000000

C Drawal of Loan:From SBI (Rs.50 cr)

Instalment	Date of drawal	Amount
1st	24-Sep-14	200000000
2nd	26-Sep-14	300000000
Total		500000000

Repayment Schedule:

1st	23-Dec-14	125000000
2nd	23-Mar-15	125000000
3rd	23-Jun-15	125000000
4th	23-Sep-15	125000000
Total		500000000

D Drawal of Loan:From SBI (Rs.150 cr)

Instalment	Date of drawal	Amount	Repayment Schedule:		
1st drawal	26-May-15	10000000	1st	26-Aug-15	375000000
2nd drawal	13-Jul-15	200000000	2nd	10-May-14	375000000
3rd drawal	24-Jul-15	600000000	3rd	10-Aug-14	375000000
4th drawal	29-Jul-15	290000000	4th	10-Nov-14	375000000
5th drawal	18-Aug-15	200000000			
Total		1300000000	Total		1500000000

E Drawal of Loan:From SBI (Rs.300 cr)-2016-17

Instalment	Date of drawal	Amount	Repayment Schedule:		
1st	27-Jul-16	10000000	1st	27-Oct-16	2500000
2nd	15-Sep-16	600000000	2nd	26-Jan-17	1000000000
3rd	20-Sep-16	350000000	3rd	26-Apr-17	1000000000
4th	26-Sep-16	280000000	4th	26-Jul-17	997500000
5th	29-Sep-16	890000000			
6th	7-Oct-16	100000000			
7th	28-Oct-16	170000000			
8th	14-Dec-16	600000000			
Total		3000000000			3000000000

F Drawal of Loan:From SBI (Rs.200 cr) -2016-17

Instalment	Date of drawal	Amount	Repayment Schedule:		
1st	14-Dec-16	150000000	Bullet	14-Jun-17	2000000000
2nd	21-Dec-16	150000000			
3rd	23-Feb-17	100000000			
4th	1-Mar-17	100000000			
5th	2-Mar-17	100000000			
6th	6-Mar-17	160000000			
7th	15-Mar-17	230000000			
8th	17-Mar-17	70000000			
9th	21-Mar-17	90000000			
10th	22-Mar-17	180000000			
Total		1330000000			2000000000

G Drawal of Loan:From SBI (Rs.200 cr) -2017-18

Instalment	Date of drawal	Amount	Repayment Schedule:		
1st	13-Jun-17	300000000	Paid	3-Apr-18	1000000000
2nd	14-Jun-17	1700000000	Paid	12-Jun-18	1000000000
Total		2000000000			2000000000

H Canara bank-Rs.500 cr

Instalment	Date of drawal	Amount	Repayment Schedule:		
1st	18-Mar-19	*1000000000*	*Paid on*	16-Mar-20	*1000000000*
2nd	30-Aug-19	*1000000000*	*Paid on*	16-Nov-20	*1000000000*
3rd	9-Jul-19	*1000000000*	*Paid on*	9-Nov-20	*1000000000*
4th	30-Sep-19	*1000000000*	*Paid on*	31-Aug-20	*1000000000*
5th	23-Dec-19	*1000000000*	*Paid on*	16-Nov-20	1000000000
Total		*5000000000*			*5000000000*

नॉर्थ ईस्टर्न इलेक्ट्रिक पावर कॉर्पोरेशन नई दिल्ली NEEPCO North Eastern Electric Power Corporation New Delhi

Canara Bank-MTCL:Rs.500 cr

Installment	Date of drawal	Rs.	Repayment Schedule:
1st	3-Feb-20	1,000,000,000	16 structured quarterly installments commencing after initial moratorium of 12 months from the date of first disbursement of the loan
2nd	16-Mar-20	1,000,000,000	
3rd	23-Mar-20	1,000,000,000	
4th	27-Mar-20	1,000,000,000	
5th	26-May-20	1,000,000,000	
Total		5,000,000,000	

2019-20:

Installment	Outstanding	Int.rate	From	To	No.of days	Amount	KaHPS-IDC
Ist	1,000,000,000	8.45%	3-Feb-20	31-Mar-20	58	13,427,397	13,427,397
	6,713,699	2.00%	31-Mar-20	31-Mar-20	1	368	368
2nd	1,000,000,000	8.45%	16-Mar-20	31-Mar-20	16	3,704,110	3,704,110
3rd	1,000,000,000	8.45%	23-Mar-20	31-Mar-20	9	2,083,562	2,083,562
4th	1,000,000,000	8.45%	27-Mar-20	31-Mar-20	5	1,157,534	1,157,534
					Total	20,372,971	20,372,971

2020-21

Installment	Outstanding	Int.rate	From	To	No.of days	Amount	KaHPS
Ist	1,000,000,000	8.45%	1-Apr-20	16-Jun-20	77	17,826,027	17,826,027
	1,000,000,000	8.45%	17-Jun-20	30-Jun-20	14	3,241,096	2,430,822
2nd	1,000,000,000	8.45%	1-Apr-20	16-Jun-20	77	17,826,027	17,826,027
	1,000,000,000	8.45%	17-Jun-20	30-Jun-20	14	3,241,096	2,430,822
3rd	1,000,000,000	8.45%	1-Apr-20	16-Jun-20	77	17,826,027	17,826,027
	1,000,000,000	8.45%	17-Jun-20	30-Jun-20	14	3,241,096	2,430,822
4th	1,000,000,000	8.45%	1-Apr-20	16-Jun-20	77	17,826,027	17,826,027
	1,000,000,000	8.45%	17-Jun-20	30-Jun-20	14	3,241,096	2,430,822
5th	1,000,000,000	8.45%	1-Apr-20	16-Jun-20	77	17,826,027	17,826,027
	1,000,000,000	8.45%	17-Jun-20	30-Jun-20	14	3,241,096	2,430,822
					Sub total	105,335,615	101,284,245
	5,000,000,000	8.45%	1-Jul-20	30-Sep-20	92	106,493,151	53,246,576
	5,000,000,000	8.45%	1-Oct-20	30-Nov-20	61	70,609,589	35,304,795
					Total		189,835,616

1216.57

2019-20	20372972
2020-21	189,835,615

Canara MTCL

Rs. In lakhs

Lender	Outstanding	Date of drawal	Repayment profile
Canara Bank	10,000.00	3/Feb/2020	Monthly interest payable. Rs.500 cr loan in 16 equal quarterly installments of each tranche after 1 year from first drawal
	10,000.00	16/Mar/2020	
	10,000.00	23/Mar/2020	
	10,000.00	27/Mar/2020	
	10,000.00	26/May/2020	
Total	50,000.00		

Date	Installment No.	Principal 1st tranche	Date	Principal 2nd tranche	Date	Principal 3rd tranche	Date	Principal 4th tranche	Date	Principal 5th tranche	Total Principal	Year
5/3/2021	1	625.00	5/16/2021	625.00	5/23/2021	625.00	5/27/2021	625.00	5/26/2021	625.00	12500.00	2021-22
8/3/2021	2	625.00	8/16/2021	625.00	8/23/2021	625.00	8/27/2021	625.00	8/26/2021	625.00		
11/3/2021	3	625.00	11/16/2021	625.00	11/23/2021	625.00	11/27/2021	625.00	11/26/2021	625.00		
2/3/2022	4	625.00	2/16/2022	625.00	2/23/2022	625.00	2/27/2022	625.00	2/26/2022	625.00	12500.00	2022-23
5/3/2022	5	625.00	5/16/2022	625.00	5/23/2022	625.00	5/27/2022	625.00	5/26/2022	625.00		
8/3/2022	6	625.00	8/16/2022	625.00	8/23/2022	625.00	8/27/2022	625.00	8/26/2022	625.00		
11/3/2022	7	625.00	11/16/2022	625.00	11/23/2022	625.00	11/27/2022	625.00	11/26/2022	625.00		
2/3/2023	8	625.00	2/16/2023	625.00	2/23/2023	625.00	2/27/2023	625.00	2/26/2023	625.00	12500.00	2023-24
5/3/2023	9	625.00	5/16/2023	625.00	5/23/2023	625.00	5/27/2023	625.00	5/26/2023	625.00		
8/3/2023	10	625.00	8/16/2023	625.00	8/23/2023	625.00	8/27/2023	625.00	8/26/2023	625.00		
11/3/2023	11	625.00	11/16/2023	625.00	11/23/2023	625.00	11/27/2023	625.00	11/26/2023	625.00		
2/3/2024	12	625.00	2/16/2024	625.00	2/23/2024	625.00	2/27/2024	625.00	2/26/2024	625.00	12500.00	2024-25
5/3/2024	13	625.00	5/16/2024	625.00	5/23/2024	625.00	5/27/2024	625.00	5/26/2024	625.00		
8/3/2024	14	625.00	8/16/2024	625.00	8/23/2024	625.00	8/27/2024	625.00	8/26/2024	625.00		
11/3/2024	15	625.00	11/16/2024	625.00	11/23/2024	625.00	11/27/2024	625.00	11/26/2024	625.00		
2/3/2025	16	625.00	2/16/2025	625.00	2/23/2025	625.00	2/27/2025	625.00	2/26/2025	625.00		
		10000.00		10000.00		10000.00		10000.00		10000.00	50000.00	

North Eastern Electric Power Corporation
MEECO
New Delhi

Kameng HPS

Sl. No.	Sanctioned letter No. and Date	Amount in lakhs
1	7/22/99-HYDEL -II(ii) Dt. 01.02.2000	1500.00
2	3/09/2001-HYDEL -II Dt. 14.02.02	3228.00
3	3/09/2001-HYDEL -II Dt. 28.03.02	900.00
4	3/13/2002-HYDEL -II Dt.31.03.03	1700.00
5	7/37/2003-H -I Dt.18.12.03	500.00
6	7/37/2003-H -I Dt.25.03.04	1626.00
7	7/12/2004-H -I Dt.22.12.04	7000.00
8	7/12/2004-H -I Dt.11.02.05	7100.00
9	3/2/2005-H -I Dt.11.05.05	10000.00
10	3/2/2005-H -I Dt.02.03.06	5000.00
11	3/2/2005-H -I Dt.21.04.06	5000.00
12	3/2/2005-H -I Dt. 16.11.06	5000.00
13	3/2/2005-H -I Dt. 27.12.06	10000.00
14	3/2/2005-H -I Dt. 05.09.2007	8000.00
15	3/2/2005-H -I Dt. 31.12.2007	8353.00
	TOTAL	**74907.00**

2015-16:

1	3/7/2015-H -I Dtd. 24.11.2015	2663.00
	TOTAL DURING 2015-16	**2663.00**

	GRAND TOTAL	**77570.00**

नॉर्थ ईस्टर्न इलेक्ट्रिक पावर कॉर्पोरेशन नई दिल्ली
NEEPCO
North Eastern Electric Power Corporation New Delhi

PART-II
FORM-9E

Name of the Petitioner : NORTH EASTERN ELECTRIC POWER CORPORATION LTD.
Name of the Generating Station : KAMENG HYDRO POWER STATION

Statement of Capital cost
(To be given for relevant dates and year wise)

(Amount in Rs. Lakh)

Sl. No.	Particulars	AS ON 17.06.2020 (Unit-I)	AS ON 01.07.20 (Unit-II)	AS ON 22.01.2021 (Unit-III)	AS ON 12.02.2021 (Unit-IV)
A	a) Opening Gross Block Amount as per books	24409.68	680296.43	708793.00	812500.65
	b) Amount of capital liabilities in A(a) above	(264.82)	(7211.58)	(8737.42)	(12392.31)
	c) Amount of IDC in A(a) above	(2178.29)	(221107.17)	(230404.06)	(265160.64)
	d) Amount of FC in A(a) above				
	e) Amount of FERV in A(a) above				
	f) Amount of Hedging Cost in A(a) above				
	g) Amount of IEDC in A(a) above	(1107.57)	(112424.05)	(117151.14)	(134823.45)
B	a) Addition in Gross Block Amount during the period (Direct purchases)	15562.99	724.14	3736.57	527.60
	b) Amount of capital liabilities in B(a) above	0			
	c) Amount of IDC in B(a) above	0			
	d) Amount of FC in B(a) above				
	e) Amount of FERV in B(a) above	0			
	f) Amount of Hedging Cost in B(a) above	0			
	g) Amount of IEDC in B(a) above	0			
C	a) Addition in Gross Block Amount during the period (Transferred from CWIP)	640,323.76	27,772.43	99,971.08	27,813.34
	b) Amount of capital liabilities in C(a) above	(6946.77)	(1525.84)	(3654.89)	(1525.84)
	c) Amount of IDC in C(a) above	(218928.88)	(9296.89)	(34756.58)	(9583.62)
	d) Amount of FC in C(a) above				
	e) Amount of FERV in C(a) above				
	f) Amount of Hedging Cost in C(a) above				
	g) Amount of IEDC in C(a) above	(111316.48)	(4727.09)	(17672.32)	(4872.88)
D	a) Deletion in Gross Block Amount during the period				
	b) Amount of capital liabilities in D(a) above				
	c) Amount of IDC in D(a) above				
	d) Amount of FC in D(a) above				
	e) Amount of FERV in D(a) above				
	f) Amount of Hedging Cost in D(a) above				
	g) Amount of IEDC in D(a) above				
E	a) Closing Gross Block Amount as per books	680,296.43	708,793.00	812,500.65	840,841.59
	b) Amount of capital liabilities in E(a) above	(7211.58)	(8737.42)	(12392.31)	(13918.14)
	c) Amount of IDC in E(a) above	(221107.17)	(230404.06)	(265160.64)	(274744.26)
	d) Amount of FC in E(a) above				
	e) Amount of FERV in E(a) above				
	f) Amount of Hedging Cost in E(a) above				
	g) Amount of IEDC in E(a) above	(112424.05)	(117151.14)	(134823.45)	(139696.34)

Note:
1.Relevant date/s means date of COD of unit/s/station and financial year start date and end date

(Petitioner)

PART-II
FORM-9F

Name of the Petitioner : NORTH EASTERN ELECTRIC POWER CORPORATION LTD.
Name of the Generating Station : KAMENG HYDRO POWER STATION

Statement of Capital Works in Progress
(To be given for relevant dates and year wise)

(Amount in Rs. Lakh)

Sl. No.	Particulars	AS ON 17.06.2020 (Unit-I)	AS ON 01.07.20 (Unit-II)	AS ON 22.01.2021 (Unit-III)	AS ON 12.02.2021 (Unit-IV)
A	a) Opening CWIP as per books	768450.81	146220.09	119246.53	26803.70
	b) Amount of capital liabilities in A(a) above	(7211.58)	(8737.42)	(12392.31)	(13918.14)
	c) Amount of IDC in A(a) above	(257735.38)	(48941.74)	(40012.49)	(7260.42)
	d) Amount of FC in A(a) above				
	e) Amount of FERV in A(a) above				
	f) Amount of Hedging Cost in A(a) above				
	g) Amount of IEDC in A(a) above	(135939.61)	(27046.20)	(21960.66)	(4611.29)
B	a) Addition in CWIP during the period	18093.03	798.87	7528.24	1009.64
	b) Amount of capital liabilities in B(a) above				
	c) Amount of IDC in B(a) above	(10135.23)	(367.65)	(2004.51)	(1822.72)
	d) Amount of FC in B(a) above				
	e) Amount of FERV in B(a) above				
	f) Amount of Hedging Cost in B(a) above				
	g) Amount of IEDC in B(a) above	(2423.08)	358.46	(322.95)	(338.00)
C	a) Transferred to Gross Block Amount during the period	640323.76	27772.43	99971.08	27813.34
	b) Amount of capital liabilities in C(a) above	(6946.77)	(1525.84)	(3654.89)	(13918.14)
	c) Amount of IDC in C(a) above	(218928.88)	(9296.89)	(34756.58)	(9083.14)
	d) Amount of FC in C(a) above				
	e) Amount of FERV in C(a) above				
	f) Amount of Hedging Cost in C(a) above				
	g) Amount of IEDC in C(a) above	(111316.48)	(4727.09)	(17672.32)	(4949.29)
D	a) Deletion in CWIP during the period				
	b) Amount of capital liabilities in D(a) above				
	c) Amount of IDC in D(a) above				
	d) Amount of FC in D(a) above				
	e) Amount of FERV in D(a) above				
	f) Amount of Hedging Cost in D(a) above				
	g) Amount of IEDC in D(a) above				
E	a) Closing CWIP as per books	146220.09	119246.53	26803.70	0.00
	b) Amount of capital liabilities in E(a) above	(264.82)	(7211.58)	(8737.42)	0.00
	c) Amount of IDC in E(a) above	(48941.74)	(40012.49)	(7260.42)	0.00
	d) Amount of FC in E(a) above				
	e) Amount of FERV in E(a) above				
	f) Amount of Hedging Cost in E(a) above				
	g) Amount of IEDC in E(a) above	(27046.20)	(21960.66)	(4611.29)	0.00

Note:
1.Relevant date/s means date of COD of unit/s/station and financial year start date and end date

(Petitioner)

Calculation of Depreciation

(AFTER COST OF MAJOR COMMON ASSETS APPORTIONED TO UNITS)

Name of the Petitioner : NORTH EASTERN ELECTRIC POWER CORPORATION LTD.
Name of the Generating Station : KAMENG HYDRO POWER STATION

(Amount in Rs. Lakh)

Sl. No.	Name of the Assets [1]	CAPITAL COST OF UNITS AS ON COD / ANTICIPATED COD AFTER APPORTIONMENT OF CAPITAL COST OF MAJOR COMMON ASSETS				Depreciation Rates as per CERC's Depreciation Rate Schedule	Depreciation Amount for each year up to 17.06.21 (UNIT-I)	Depreciation Amount for each year up to 01.07.21 (UNIT-II)	Depreciation Amount for each year up to 22.01.22 (UNIT-III)	Depreciation Amount for each year up to 12.02.22 (UNIT-IV)
		Gross Block as on 17.06.2020 (UNIT-I)	Gross Block as on 01.07.2020 (UNIT-II)	Gross Block as on 22.01.2021 (UNIT-III)	Gross Block as on 12.02.2021 (UNIT-IV)					
	1	2	3	4	5	6	7=Col.2 X Col.6	7=Col.3 X Col.6	7=Col.4 X Col.6	6=Col.5 X Col.6
1	FOREST LAND (RIGHT TO USE)**	1347.35	2694.70	4042.05	5389.40	1/40	33.68	67.37	101.05	134.73
2	FREEHOLD LAND	110.27	220.53	330.80	441.06	0.00%	0.00	0.00	0.00	0.00
3	PLANT AREA ROAD	80.10	160.19	240.29	320.38	3.34%	2.68	5.35	8.03	10.70
4	COLONY ROAD	358.16	716.32	1074.48	1432.64	3.34%	11.96	23.93	35.89	47.85
5	HELIPAD	21.65	43.29	64.94	86.58	3.34%	0.72	1.45	2.17	2.89
6	PERMANENT BUILDING -RESIDENTIAL	702.79	1405.58	2108.37	2811.16	3.34%	23.47	46.95	70.42	93.89
7	BOUNDARY WALL	63.48	126.97	190.45	253.94	3.34%	2.12	4.24	6.36	8.48
8	PERMENENT NON RES. BUILDING	441.10	882.20	1323.31	1764.41	3.34%	14.73	29.47	44.20	58.93
9	TEMPORARY BUILDING - RSIDENTIAL	253.72	507.44	761.16	1014.88	100%	253.72	507.44	761.16	1014.88
10	TEMPORARY BUILDING - NON RSIDENTIAL	128.08	256.16	384.23	512.31	100%	128.08	256.16	384.23	512.31
11	SEWARAGE DRAINAGE SYSTEM -TOWNSHIP	51.60	103.19	154.79	206.39	3.34%	1.72	3.45	5.17	6.89
12	WATER SUPPLY & SANITATION	74.41	148.82	223.24	297.65	3.34%	2.49	4.97	7.46	9.94
13	FIRE FIGHTING EQUIPMENT	0.13	0.27	0.40	0.54	5.28%	0.01	0.01	0.02	0.03
14	FIRE FIGHTING EQUIPMENT	12.28	24.56	36.85	49.13	5.28%	0.65	1.30	1.95	2.59
15	SURVEY EQUIPMENT	10.00	20.00	30.01	40.01	5.28%	0.53	1.06	1.58	2.11
16	LABORATORY EQUIPMENT	4.21	8.42	12.63	16.84	5.28%	0.22	0.44	0.67	0.89
17	SUB-STATION EQUIPMENTS	757.98	1515.96	2273.94	3031.92	5.28%	40.02	80.04	120.06	160.09
18	TRANSFORMER RATING 100 KVA & ABOVE	90.45	180.90	271.35	361.80	5.28%	4.78	9.55	14.33	19.10
19	ORDINARY TOOLS & PLANTS	16.88	33.76	50.64	67.51	5.28%	0.89	1.78	2.67	3.56
20	CAMP EQUIPMENT	0.00	0.00	0.00	0.00	5.28%	0.00	0.00	0.00	0.00
21	SPECIAL TOOLS & PLANT	400.64	801.28	1201.92	1602.56	5.28%	21.15	42.31	63.46	84.62
22	11KV TRANSMISSION LINE	39.84	79.68	119.52	159.36	5.28%	2.10	4.21	6.31	8.41
23	33KV TRANSMISSION LINE	81.85	163.71	245.56	327.41	5.28%	4.32	8.64	12.97	17.29
24	**132 KV TRANSMISSION LINE**	953.70	1907.41	2861.11	3814.82	5.28%	50.36	100.71	151.07	201.42
25	OUTDOOR ELECTRIFICATION	59.60	119.20	178.79	238.39	5.28%	3.15	6.29	9.44	12.59
26	INTERNAL ELECTRIFICATION	49.02	98.05	147.07	196.10	6.33%	3.10	6.21	9.31	12.41
27	TRANSPORT EQUIPMENT	6.70	13.40	20.10	26.79	9.50%	0.64	1.27	1.91	2.55
28	FURNITURE & FIXTURE	81.01	162.01	243.02	324.02	6.33%	5.13	10.26	15.38	20.51
29	OTHER E.D.P. MACHINES	40.29	80.58	120.87	161.16	33.33%	13.43	26.86	40.29	53.71
30	OFFICE EQUIPMENT	4.83	9.66	14.49	19.32	6.33%	0.31	0.61	0.92	1.22
31	HOSPITAL EQUIPMENT	0.95	1.90	2.86	3.81	5.28%	0.05	0.10	0.15	0.20
32	GUEST HOUSE EQUIPMENT	1.56	3.12	4.67	6.23	5.28%	0.08	0.16	0.25	0.33
33	INTERIOR COMMUNICATION EQUIPMENT	26.90	53.81	80.71	107.61	6.33%	1.70	3.41	5.11	6.81
34	MISC. EQUIPMENT	17.29	34.58	51.86	69.15	5.28%	0.91	1.83	2.74	3.65
35	ELECTRICAL TOOLS & PLANTS	47.94	95.88	143.83	191.77	5.28%	2.53	5.06	7.59	10.13
36	AUDIO VISUAL EQUIPMENT	31.19	62.39	93.58	124.78	5.28%	1.65	3.29	4.94	6.59
37	BOOKS & MANNUALS	1.24	2.48	3.72	4.96	5.28%	0.07	0.13	0.20	0.26
38	FIXED ASSETS OF MINOR VALUE	1.95	3.90	5.86	7.81	0.00%	0.00	0.00	0.00	0.00
39	INTANGIBLE ASSETS	0.94	1.87	2.81	3.75	33.33%	0.31	0.62	0.94	1.25
40	**POWER HOUSE – CIVIL**	**12485.11**	**24970.22**	**37455.32**	49940.43	**3.34%**	417.00	834.01	1251.01	1668.01
41	**RESERVOIR & DAM***	**48735.79**	**97471.58**	**146207.37**	**194943.16**	**5.28%**	2573.25	5146.50	7719.75	10293.00
42	**TUNNEL**	**56218.45**	**112436.90**	**168655.35**	**224873.80**	**5.28%**	2968.33	5936.67	8905.00	11873.34
43	**STEEL LINER & PENSTOCK**	**53709.39**	**107418.78**	**143121.54**	**178824.31**	**5.28%**	2835.86	5671.71	7556.82	9441.92
44	**TRANSFORMERS**	**6508.76**	**13700.76**	**19863.06**	**25992.36**	**5.28%**	343.66	723.40	1048.77	1372.40
45	**400/220/132 KV SWITCH YARD**	**5610.33**	**11220.66**	**16830.99**	**22441.32**	**5.28%**	296.23	592.45	888.68	1184.90
46	**PLANT & MACHINERY IN GENERATING STATION**	**48681.84**	**69986.41**	**96126.23**	**118337.87**	**5.28%**	2570.40	3695.28	5075.47	6248.24
	TOTAL	**238321.76**	**449949.48**	**647376.13**	**840841.59**		**12638.19**	**23866.94**	**34345.87**	**44615.64**
	Weighted Average Rate of Depreciation (%)	0.0530	0.0530	0.0531	0.0531					

** Provide details of Freehold land, Lease hold land and Land under reservoir separately*

** As per the accounting policy of NEEPCO "Land-right to use" is fully amortized over the period of useful life of the project, from its "Date of commercial operation" (Ref: 44th Annual Report 2019-20 under Sl.No 4 (iii) of the chapter Note No. 1: Significant Accounting Policies 2019-20)

Note :

1. Name of the Assets should conform to the description of the assets mentioned in Depreciation Schedule appended to the Notification.

Name of the Petitioner : NORTH EASTERN ELECTRIC POWER CORPORATION LTD.
Name of the Generating Station : KAMENG HYDRO POWER STATION

(Amount in Lakh)

Sl. No.	Name of the Assets	TARIFF CLAIMED ON CAPITAL COST OF UNITS AS ON COD AFTER APPORTIONMENT OF CAPITAL COST OF				CAPITAL COST AS PER BOOKS AS ON COD OF UNITS (AS PER FORM 9E, 6B &			
		Gross Block as on 17.06.2020 (UNIT-I)	Gross Block as on 01.07.2020 (UNIT-II)	Gross Block as on 22.01.2021 (UNIT-III)	Gross Block as on 12.02.2021 (UNIT-IV)	Gross Block as on 17.06.2020 (UNIT-I)	Gross Block as on 01.07.2020 (UNIT-II)	Gross Block as on 22.01.2021 (UNIT-III)	Gross Block as on 12.02.2021 (UNIT-IV)
		1	2	3	4	1	2	3	4
1	FOREST LAND (RIGHT TO USE)	1347.35	2694.70	4042.05	5389.40	1347.35	2694.70	4042.05	5389.40
2	FREEHOLD LAND	110.27	220.53	330.80	441.06	110.27	220.53	330.80	441.06
3	COLONY ROAD	80.10	160.19	240.29	320.38	80.10	160.19	240.29	320.38
4	COLONY ROAD	358.16	716.32	1074.48	1432.64	358.16	716.32	1074.48	1432.64
5	HELIPAD	21.65	43.29	64.94	86.58	21.65	43.29	64.94	86.58
6	PERMANENT BUILDING -RESIDENTIAL	702.79	1405.58	2108.37	2811.16	702.79	1405.58	2108.37	2811.16
7	BOUNDARY WALL	63.48	126.97	190.45	253.94	63.48	126.97	190.45	253.94
8	PERMENENT NON RES. BUILDING	441.10	882.20	1323.31	1764.41	441.10	882.20	1323.31	1764.41
9	TEMPORARY BUILDING - RSIDENTIAL	253.72	507.44	761.16	1014.88	253.72	507.44	761.16	1014.88
10	TEMPORARY BUILDING - NON RSIDENTIAL	128.08	256.16	384.23	512.31	128.08	256.16	384.23	512.31
11	SEWARAGE DRAINAGE SYSTEM - TOWNSHIP	51.60	103.19	154.79	206.39	51.60	103.19	154.79	206.39
12	WATER SUPPLY & SANITATION	74.41	148.82	223.24	297.65	74.41	148.82	223.24	297.65
13	FIRE FIGHTING EQUIPMENT	0.13	0.27	0.40	0.54	0.13	0.27	0.40	0.54
14	FIRE FIGHTING EQUIPMENT	12.28	24.56	36.85	49.13	12.28	24.56	36.85	49.13
15	SURVEY EQUIPMENT	10.00	20.00	30.01	40.01	10.00	20.00	30.01	40.01
16	LABORATORY EQUIPMENT	4.21	8.42	12.63	16.84	4.21	8.42	12.63	16.84
17	SUB-STATION EQUIPMENTS	757.98	1515.96	2273.94	3031.92	757.98	1515.96	2273.94	3031.92
18	TRANSFORMER RATING 100 KVA & ABOVE	90.45	180.90	271.35	361.80	90.45	180.90	271.35	361.80
19	ORDINARY TOOLS & PLANTS	16.88	33.76	50.64	67.51	16.88	33.76	50.64	67.51
20	CAMP EQUIPMENT	0.00	0.00	0.00	0.00	0.00	0.00	0.00	0.00
21	SPECIAL TOOLS & PLANT	400.64	801.28	1201.92	1602.56	400.64	801.28	1201.92	1602.56
22	11KV TRANSMISSION LINE	39.84	79.68	119.52	159.36	39.84	79.68	119.52	159.36
23	33KV TRANSMISSION LINE	81.85	163.71	245.56	327.41	81.85	163.71	245.56	327.41
24	**132 KV TrRANSMISSION LINE**	**953.70**	**1907.41**	**2861.11**	**3814.82**	953.70	1907.41	2861.11	3814.82
25	OUTDOOR ELECTRIFICATION	59.60	119.20	178.79	238.39	59.60	119.20	178.79	238.39
26	INTERNAL ELECTRIFICATION	49.02	98.05	147.07	196.10	49.02	98.05	147.07	196.10
27	TRANSPORT EQUIPMENT	6.70	13.40	20.10	26.79	6.70	13.40	20.10	26.79
28	FURNITURE & FIXTURE	81.01	162.01	243.02	324.02	81.01	162.01	243.02	324.02
29	OTHER E.D.P. MACHINES	40.29	80.58	120.87	161.16	40.29	80.58	120.87	161.16
30	OFFICE EQUIPMENT	4.83	9.66	14.49	19.32	4.83	9.66	14.49	19.32
31	HOSPITAL EQUIPMENT	0.95	1.90	2.86	3.81	0.95	1.90	2.86	3.81
32	GUEST HOUSE EQUIPMENT	1.56	3.12	4.67	6.23	1.56	3.12	4.67	6.23
33	INTERIOR COMMUNICATION EQUIPMENT	26.90	53.81	80.71	107.61	26.90	53.81	80.71	107.61
34	MISC. EQUIPMENT	17.29	34.58	51.86	69.15	17.29	34.58	51.86	69.15
35	ELECTRICAL TOOLS & PLANTS	47.94	95.88	143.83	191.77	47.94	95.88	143.83	191.77
36	AUDIO VISUAL EQUIPMENT	31.19	62.39	93.58	124.78	31.19	62.39	93.58	124.78
37	BOOKS & MANNUALS	1.24	2.48	3.72	4.96	1.24	2.48	3.72	4.96
38	Fixed assets of Minor Value	1.95	3.90	5.86	7.81	1.95	3.90	5.86	7.81
39	INTANGIBLE ASSETS	0.94	1.87	2.81	3.75	0.94	1.87	2.81	3.75
40	**POWER HOUSE -- CIVIL**	**12485.11**	**24970.22**	**37455.32**	**49940.43**	12485.11	24970.22	37455.32	49940.43
41	**RESERVOIR & DAM***	**48735.79**	**97471.58**	**146207.37**	**194943.16**	48735.79	97471.58	146207.37	194943.16
42	**TUNNEL**	**56218.45**	**112436.90**	**168655.35**	**224873.80**	56218.45	112436.90	168655.35	224873.80
43	**STEEL LINER & PENSTOCK**	**53709.39**	**107418.78**	**143121.54**	*178824.31*	53709.39	107418.78	143121.54	*178824.31*
44	**TRANSFORMERS**	**6508.76**	**13700.76**	**19863.06**	*25992.36*	6508.76	13700.76	19863.06	*25992.36*
45	**400/220/132 KV SWITCH YARD**	**5610.33**	**11220.66**	**16830.99**	**22441.32**	5610.33	11220.66	16830.99	22441.32
46	**PLANT & MACHINERY IN GENERATING STATION**	**48681.84**	**69986.41**	**96126.23**	*118337.87*	48681.84	69986.41	96126.23	118337.87
	TOTAL	238321.76	449949.48	647376.13	840841.59	238321.76	449949.48	647376.13	840841.59

PART-II
FORM-11

Calculation of Depreciation

Name of the Petitioner : NORTH EASTERN ELECTRIC POWER CORPORATION LTD.
Name of the Generating Station : KAMENG HYDRO POWER STATION

(Amount in Rs. Lakh)

Sl. No.	Name of the Assets [1]	Gross Block as on 17.06.2020 (UNIT-I)	Gross Block as on 01.07.2020 (UNIT-II)	Gross Block as on 22.01.2021 (UNIT-III)	Gross Block as on 12.02.2021 (UNIT-IV)	Depreciation Rates as per	Depreciation Amount for each year up to 17.06.21 (UNIT-I)	Depreciation Amount for each year up to	Depreciation Amount for each year up to	Depreciation Amount for each year up to 12.02.22
	1	2	3	4	5	6	7=Col.2 X Col.6	=Col.3 X Col.	=Col.4 X Col.6	=Col.5 X Col.6
1	FOREST LAND (RIGHT TO USE)	5389.40	5389.40	5389.40	5389.40	1/40	134.73	134.73	134.73	134.73
2	FREEHOLD LAND	441.06	441.06	441.06	441.06	0.00%	0.00	0.00	0.00	0.00
3	PLANT AREA ROAD	320.38	320.38	320.38	320.38	3.34%	10.70	10.70	10.70	10.70
4	COLONY ROAD	1432.64	1432.64	1432.64	1432.64	3.34%	47.85	47.85	47.85	47.85
5	HELIPAD	86.58	86.58	86.58	86.58	3.34%	2.89	2.89	2.89	2.89
6	PERMANENT BUILDING - RESIDENTIAL	2811.16	2811.16	2811.16	2811.16	3.34%	93.89	93.89	93.89	93.89
7	BOUNDARY WALL	253.94	253.94	253.94	253.94	3.34%	8.48	8.48	8.48	8.48
8	PERMENENT NON RES. BUILDING	1764.41	1764.41	1764.41	1764.41	3.34%	58.93	58.93	58.93	58.93
9	TEMPORARY BUILDING - RSIDENTIAL	1014.88	1014.88	1014.88	1014.88	100%	1014.88	1014.88	1014.88	1014.88
10	TEMPORARY BUILDING - NON RSIDENTIAL	512.31	512.31	512.31	512.31	100%	512.31	512.31	512.31	512.31
11	SEWARAGE DRAINAGE SYSTEM - TOWNSHIP	206.39	206.39	206.39	206.39	3.34%	6.89	6.89	6.89	6.89
12	WATER SUPPLY & SANITATION	297.65	297.65	297.65	297.65	3.34%	9.94	9.94	9.94	9.94
13	FIRE FIGHTING EQUIPMENT	0.54	0.54	0.54	0.54	5.28%	0.03	0.03	0.03	0.03
14	FIRE FIGHTING EQUIPMENT	49.13	49.13	49.13	49.13	5.28%	2.59	2.59	2.59	2.59
15	SURVEY EQUIPMENT	40.01	40.01	40.01	40.01	5.28%	2.11	2.11	2.11	2.11
16	LABORATORY EQUIPMENT	16.84	16.84	16.84	16.84	5.28%	0.89	0.89	0.89	0.89
17	SUB-STATION EQUIPMENTS	3031.92	3031.92	3031.92	3031.92	5.28%	160.09	160.09	160.09	160.09
18	TRANSFORMER RATING 100 KVA & A	361.80	361.80	361.80	361.80	5.28%	19.10	19.10	19.10	19.10
19	ORDINARY TOOLS & PLANTS	67.51	67.51	67.51	67.51	5.28%	3.56	3.56	3.56	3.56
20	CAMP EQUIPMENT	0.00	0.00	0.00	0.00	5.28%	0.00	0.00	0.00	0.00
21	SPECIAL TOOLS & PLANT	1602.56	1602.56	1602.56	1602.56	5.28%	84.62	84.62	84.62	84.62
22	11KV TRANSMISSION LINE	159.36	159.36	159.36	159.36	5.28%	8.41	8.41	8.41	8.41
23	33KV TRANSMISSION LINE	327.41	327.41	327.41	327.41	5.28%	17.29	17.29	17.29	17.29
24	132 KV Transmission Line	3814.82	3814.82	3814.82	3814.82	5.28%	201.42	201.42	201.42	201.42
25	OUTDOOR ELECTRIFICATION	238.39	238.39	238.39	238.39	5.28%	12.59	12.59	12.59	12.59
26	INTERNAL ELECTRIFICATION	196.10	196.10	196.10	196.10	6.33%	12.41	12.41	12.41	12.41
27	TRANSPORT EQUIPMENT	26.79	26.79	26.79	26.79	9.50%	2.55	2.55	2.55	2.55
28	FURNITURE & FIXTURE	324.02	324.02	324.02	324.02	6.33%	20.51	20.51	20.51	20.51
29	OTHER E.D.P. MACHINES	161.16	161.16	161.16	161.16	33.33%	53.71	53.71	53.71	53.71
30	OFFICE EQUIPMENT	19.32	19.32	19.32	19.32	6.33%	1.22	1.22	1.22	1.22
31	HOSPITAL EQUIPMENT	3.81	3.81	3.81	3.81	5.28%	0.20	0.20	0.20	0.20

32	GUEST HOUSE EQUIPMENT	6.23	6.23	6.23	6.23	5.28%	0.33	0.33	0.33	0.33
33	INTERIOR COMMUNICATION EQUIPME	107.61	107.61	107.61	107.61	6.33%	6.81	6.81	6.81	6.81
34	M/SC. EQUIPMENT	69.15	69.15	69.15	69.15	5.28%	3.65	3.65	3.65	3.65
35	ELECTRICAL TOOLS & PLANTS	191.77	191.77	191.77	191.77	5.28%	10.13	10.13	10.13	10.13
36	AUDIO VISUAL EQUIPMENT	124.78	124.78	124.78	124.78	5.28%	6.59	6.59	6.59	6.59
37	BOOKS & MANNUALS	4.96	4.96	4.96	4.96	5.28%	0.26	0.26	0.26	0.26
38	Fixed assets of Minor Value	7.81	7.81	7.81	7.81	0.00%	0.00	0.00	0.00	0.00
39	INTANGIBLE ASSETS	3.75	3.75	3.75	3.75	33.33%	1.25	1.25	1.25	1.25
40	POWER HOUSE -- CIVIL	49940.43	49940.43	49940.43	49940.43	3.34%	1668.01	1668.01	1668.01	1668.01
41	RESERVOIR & DAM*	194943.16	194943.16	194943.16	194943.16	5.28%	10293.00	10293.00	10293.00	10293.00
42	TUNNEL	224873.80	224873.80	224873.80	224873.80	5.28%	11873.34	11873.34	11873.34	11873.34
43	STEEL LINER & PENSTOCK	107418.78	107418.78	178824.31	178824.31	5.28%	5671.71	5671.71	9441.92	9441.92
44	TRANSFORMERS	6508.76	13700.76	19863.06	25992.36	5.28%	343.66	723.40	1048.77	1372.40
45	400/220/132 KV SWITCH YARD	22441.32	22441.32	22441.32	22441.32	5.28%	1184.90	1184.90	1184.90	1184.90
46	PLANT & MACHINERY IN GENERATING STATION	48681.84	69986.41	96126.23	118337.87	5.28%	2570.40	3695.28	5075.47	6248.24
	TOTAL	680296.43	708793.00	812500.65	840841.59		36138.86	37643.48	43119.24	44615.64
	Weighted Average Rate of Depreciat	0.0531	0.0531	0.0531	0.0531					

** Provide details of Freehold land, Lease hold land and Land under reservoir separately*

Note :

1. Name of the Assets should conform to the description of the assets mentioned in Depreciation Schedule appended to the Notification.

PART-II
FORM-12

Statement of Depreciation

Name of the Company : NORTH EASTERN ELECTRIC POWER CORPORATION LTD.
Name of the Power Station : KAMENG HYDRO POWER STATION

Calculation of Depreciation

(Amount in lacs)

Particulars	17.06.20 to 30.6.20	01.07.20 to 21.01.21	22.01.21-11.02.21	12.02.21 - 31.3.21	2021-22	2022-23	2023-24
Capital Cost Opening	24409.68	231110.17	448423.64	643721.24	839315.75	839315.75	839315.75
Capital Cost Closing	231110.17	448423.64	643721.24	839315.75	839315.75	839315.75	839315.75
Average Capital Cost	127759.93	339766.91	546072.44	741518.50	839315.75	839315.75	839315.75
Land Value	110.27	220.53	330.80	441.06	441.06	441.06	441.06
Rate of depreciation %	0.053	0.053	0.053	0.053	0.053	0.053	0.053
Depreciable Value	114884.70	305591.74	491167.48	666969.69	754987.22	754987.22	754987.22
Balance useful life							
Cumulative Depreciation upto previous year	0.00	259.87	10382.07	12048.91	17223.11	61752.13	106281.16
Remaining Depreciable Value	114884.70	305331.87	480785.41	654920.78	737764.11	693235.09	648706.07
Depreciation (for the period)	259.87	10122.20	1666.84	5174.20	44529.02	44529.02	44529.02
Depreciation (Annualized)							
Cumulative Depreciation at the end of the period	259.87	10382.07	12048.91	17223.11	61752.13	106281.16	150810.18
Less: Cumulative depreciation adjustment on account of undischarged liabilities deduced as on 01.04.2009/COD	0.00	0.00	0.00	0.00	0.00	0.00	0.00
Less: Cumulative depreciation adjustment on account of decapitalization (Refer: Form 9Bi)	0.00	0.00	0.00	0.00	0.00	0.00	0.00
Net Cumulative Depreciation at the end of the period	259.87	10382.07	12048.91	17223.11	61752.13	106281.16	150810.18

Petitoner

Calculation of Weighted Average Rate of Interest on Actual Loans
Name of the Company : North Eastern Electric Power Corporation Ltd.
Name of the Generating Station : KAMENG HYDRO POWER STATION

(Amount in lacs)

Sl. No.	Particulars	2018-19	2019-20	2020-21	2021-22	2022-23	2023-24	2024-25	2025-26	2026-27	2027-28	2028-29	2029-30	2030-31	2031-32
1	2	8	9	10	11	12	13	14	15	16	17	18	19	20	21
1	**PFC Term loan Loan (Rs.in lacs)**														
	Gross loan - Opening	178279.25	178279.25	178279.25	178279.25	178279.25	178279.25	178279.25	178279.25	178279.25	178279.25	178279.25	178279.25	178279.25	178279.25
	Cumulative repayments of Loans upto previous year	178279.25	178279.25	178279.25	178279.25	178279.25	178279.25	178279.25	178279.25	178279.25	178279.25	178279.25	178279.25	178279.25	178279.25
	Net loan - Opening	0.00	0.00	0.00	0.00	0.00	0.00	0.00	0.00	0.00	0.00	0.00	0.00	0.00	0.00
	Add:Drawal(s) during the Year	0.00	0.00	0.00	0.00	0.00	0.00	0.00	0.00	0.00	0.00	0.00	0.00	0.00	0.00
	Less: Repayment (s) of Loans during the year	0.00	0.00	0.00	0.00	0.00	0.00	0.00	0.00	0.00	0.00	0.00	0.00	0.00	0.00
	Net loan - Closing	0.00	0.00	0.00	0.00	0.00	0.00	0.00	0.00	0.00	0.00	0.00	0.00	0.00	0.00
	Average Net Loan	0.00	0.00	0.00	0.00	0.00	0.00	0.00	0.00	0.00	0.00	0.00	0.00	0.00	0.00
	Rate of Interest on Loan	12.07%	12.07%	12.07%	12.07%	12.07%	12.07%	12.07%	12.07%	12.07%	12.07%	12.07%	12.07%	12.07%	12.07%
	Interest on loan	0.00	0.00	0.00	0.00	0.00	0.00	0.00	0.00	0.00	0.00	0.00	0.00	0.00	0.00
2	**PSU Bonds-VIIth Series (2nd tranche)**														
	Gross loan - Opening	1100.00	1100.00	1100.00	1100.00	1100.00	1100.00	1100.00	1100.00	1100.00	1100.00	1100.00	1100.00	1100.00	1100.00
	Cumulative repayments of Loans upto previous year	1100.00	1100.00	1100.00	1100.00	1100.00	1100.00	1100.00	1100.00	1100.00	1100.00	1100.00	1100.00	1100.00	1100.00
	Net loan - Opening	0.00	0.00	0.00	0.00	0.00	0.00	0.00	0.00	0.00	0.00	0.00	0.00	0.00	0.00
	Add: Drawal(s) during the Year	0.00	0.00	0.00	0.00	0.00	0.00	0.00	0.00	0.00	0.00	0.00	0.00	0.00	0.00
	Less: Repayment (s) of Loans during the year	0.00	0.00	0.00	0.00	0.00	0.00	0.00	0.00	0.00	0.00	0.00	0.00	0.00	0.00
	Net loan - Closing	0.00	0.00	0.00	0.00	0.00	0.00	0.00	0.00	0.00	0.00	0.00	0.00	0.00	0.00
	Average Net Loan	0.00	0.00	0.00	0.00	0.00	0.00	0.00	0.00	0.00	0.00	0.00	0.00	0.00	0.00
	Rate of Interest on Loan on annual	9.85%	9.85%	9.85%	9.85%	9.85%	9.85%	9.85%	9.85%	9.85%	9.85%	9.85%	9.85%	9.85%	9.85%
	Interest on loan	0.00	0.00	0.00	0.00	0.00	0.00	0.00	0.00	0.00	0.00	0.00	0.00	0.00	0.00
3	**PSU Bonds-XIVth Series**														
	Gross loan - Opening	228737.40	228737.40	228737.40	228737.40	228737.40	228737.40	228737.40	228737.40	228737.40	228737.40	228737.40	228737.40	228737.40	228737.40
	Cumulative repayments of Loans upto previous year	0.00	0.00	0.00	45747.48	91494.96	137242.44	182989.92	228737.40	228737.40	228737.40	228737.40	228737.40	228737.40	228737.40
	Net loan - Opening	228737.40	228737.40	228737.40	182989.92	137242.44	91494.96	45747.48	0.00	0.00	0.00	0.00	0.00	0.00	0.00
	Add: Drawal(s) during the Year	0.00	0.00	0.00	0.00	0.00	0.00	0.00	0.00	0.00	0.00	0.00	0.00	0.00	0.00
	Less: Repayment (s) of Loans during the year	0.00	0.00	45747.48	45747.48	45747.48	45747.48	45747.48	0.00	0.00	0.00	0.00	0.00	0.00	0.00
	Net loan - Closing	228737.40	228737.40	182989.92	137242.44	91494.96	45747.48	0.00	0.00	0.00	0.00	0.00	0.00	0.00	0.00
	Average Net Loan	228737.40	228737.40	205863.66	160116.18	114368.70	68621.22	22873.74	0.00	0.00	0.00	0.00	0.00	0.00	0.00
	Rate of Interest on Loan on annual	9.6000%	9.6000%	9.6000%	9.6000%	9.6000%	9.6000%	9.6000%	9.6000%	9.6000%	9.6000%	9.6000%	9.6000%	9.6000%	9.6000%
	Interest on loan	21958.79	21958.79	19762.91	15371.15	10979.40	6587.64	2195.88	0.00	0.00	0.00	0.00	0.00	0.00	0.00
4	**PSU Bonds-XVth Series**														
	Gross loan - Opening	54025.83	54025.83	54025.83	54025.83	54025.83	54025.83	54025.83	54025.83	54025.83	54025.83	54025.83	54025.83	54025.83	54025.83
	Cumulative repayments of Loans upto previous year	0.00	0.00	0.00	10805.17	21610.33	32415.50	43220.66	54025.83	54025.83	54025.83	54025.83	54025.83	54025.83	54025.83
	Net loan - Opening	54025.83	54025.83	54025.83	43220.66	32415.50	21610.33	10805.17	0.00	0.00	0.00	0.00	0.00	0.00	0.00
	Add: Drawal(s) during the Year	0.00	0.00	0.00	0.00	0.00	0.00	0.00	0.00	0.00	0.00	0.00	0.00	0.00	0.00
	Less: Repayment (s) of Loans during the year	0.00	0.00	10805.17	10805.17	10805.17	10805.17	10805.17	0.00	0.00	0.00	0.00	0.00	0.00	0.00
	Net loan - Closing	54025.83	54025.83	43220.66	32415.50	21610.33	10805.17	0.00	0.00	0.00	0.00	0.00	0.00	0.00	0.00
	Average Net Loan	54025.83	54025.83	48623.25	37818.08	27012.92	16207.75	5402.58	0.00	0.00	0.00	0.00	0.00	0.00	0.00
	Rate of Interest on Loan on annual	9.15%	9.15%	9.15%	9.15%	9.15%	9.15%	9.15%	9.15%	9.15%	9.15%	9.15%	9.15%	9.15%	9.15%
	Interest on loan	4943.36	4943.36	4449.03	3460.35	2471.68	1483.01	494.34	0.00	0.00	0.00	0.00	0.00	0.00	0.00
5	**PSU Bonds-XVIth Series**														
	Gross loan - Opening	60000.00	60000.00	60000.00	60000.00	60000.00	60000.00	60000.00	60000.00	60000.00	60000.00	60000.00	60000.00	60000.00	60000.00
	Cumulative repayments of Loans upto previous year	0.00	0.00	0.00	0.00	0.00	0.00	0.00	0.00	0.00	12000.00	24000.00	36000.00	48000.00	60000.00
	Net loan - Opening	60000.00	60000.00	60000.00	60000.00	60000.00	60000.00	60000.00	60000.00	60000.00	48000.00	36000.00	24000.00	12000.00	0.00
	Add: Drawal(s) during the Year	0.00	0.00	0.00	0.00	0.00	0.00	0.00	0.00	0.00	0.00	0.00	0.00	0.00	0.00
	Less: Repayment (s) of Loans during the year	0.00	0.00	0.00	0.00	0.00	0.00	0.00	0.00	12000.00	12000.00	12000.00	12000.00	12000.00	0.00
	Net loan - Closing	60000.00	60000.00	60000.00	60000.00	60000.00	60000.00	60000.00	60000.00	48000.00	36000.00	24000.00	12000.00	0.00	0.00
	Average Net Loan	60000.00	60000.00	60000.00	60000.00	60000.00	60000.00	60000.00	60000.00	54000.00	42000.00	30000.00	18000.00	6000.00	0.00
	Rate of Interest on Loan on annual	8.68%	8.68%	8.68%	8.68%	8.68%	8.68%	8.68%	8.68%	8.68%	8.68%	8.68%	8.68%	8.68%	8.68%
	Interest on loan	5208.00	5208.00	5208.00	5208.00	5208.00	5208.00	5208.00	5208.00	4687.20	3645.60	2604.00	1562.40	520.80	0.00
6	**PSU Bonds-XVIIth Series**														
	Gross loan - Opening	30000.00	30000.00	30000.00	30000.00	30000.00	30000.00	30000.00	30000.00	30000.00	30000.00	30000.00	30000.00	30000.00	30000.00
	Cumulative repayments of Loans upto previous year	0.00	0.00	0.00	30000.00	30000.00	30000.00	30000.00	30000.00	30000.00	30000.00	30000.00	30000.00	30000.00	30000.00
	Net loan - Opening	30000.00	30000.00	30000.00	0.00	0.00	0.00	0.00	0.00	0.00	0.00	0.00	0.00	0.00	0.00
	Add: Drawal(s) during the Year	0.00	0.00	0.00	0.00	0.00	0.00	0.00	0.00	0.00	0.00	0.00	0.00	0.00	0.00
	Less: Repayment (s) of Loans during the year	0.00	0.00	30000.00	0.00	0.00	0.00	0.00	0.00	0.00	0.00	0.00	0.00	0.00	0.00
	Net loan - Closing	30000.00	30000.00	0.00	0.00	0.00	0.00	0.00	0.00	0.00	0.00	0.00	0.00	0.00	0.00
	Average Net Loan	30000.00	30000.00	15000.00	0.00	0.00	0.00	0.00	0.00	0.00	0.00	0.00	0.00	0.00	0.00
	Rate of Interest on Loan on annual	7.80%	7.80%	7.80%	7.80%	7.80%	7.80%	7.80%	7.80%	7.80%	7.80%	7.80%	7.80%	7.80%	7.80%
	Interest on loan	2340.00	2340.00	1170.00	0.00	0.00	0.00	0.00	0.00	0.00	0.00	0.00	0.00	0.00	0.00
7	**PSU Bonds-XVIIIth Series**														
	Gross loan - Opening	16955.02	16955.02	16955.02	16955.02	16955.02	16955.02	16955.02	16955.02	16955.02	16955.02	16955.02	16955.02	16955.02	16955.02
	Cumulative repayments of Loans upto previous year	0.00	0.00	0.00	0.00	0.00	0.00	0.00	0.00	16955.02	16955.02	16955.02	16955.02	16955.02	16955.02
	Net loan - Opening	16955.02	16955.02	16955.02	16955.02	16955.02	16955.02	16955.02	16955.02	0.00	0.00	0.00	0.00	0.00	0.00
	Add: Drawal(s) during the Year	0.00	0.00	0.00	0.00	0.00	0.00	0.00	0.00	0.00	0.00	0.00	0.00	0.00	0.00
	Less: Repayment (s) of Loans during the year	0.00	0.00	0.00	0.00	0.00	0.00	0.00	16955.02	0.00	0.00	0.00	0.00	0.00	0.00
	Net loan - Closing	16955.02	16955.02	16955.02	16955.02	16955.02	16955.02	16955.02	0.00	0.00	0.00	0.00	0.00	0.00	0.00
	Average Net Loan	16955.02	16955.02	16955.02	16955.02	16955.02	16955.02	16955.02	8477.51	0.00	0.00	0.00	0.00	0.00	0.00
	Rate of Interest on Loan on annual	7.68%	7.68%	7.68%	7.68%	7.68%	7.68%	7.68%	7.68%	7.68%	7.68%	7.68%	7.68%	7.68%	7.68%
	Interest on loan	1302.15	1302.15	1302.15	1302.15	1302.15	1302.15	1302.15	651.07	0.00	0.00	0.00	0.00	0.00	0.00

नेपेको NEEPCO New Delhi North Eastern Electric Power Corporation

8	**PSU Bonds-XIXth Series**														
	Gross loan - Opening	30000.00	30000.00	30000.00	30000.00	30000.00	30000.00	30000.00	30000.00	30000.00	30000.00	30000.00	30000.00	30000.00	30000.00
	Cumulative repayments of Loans upto previous year	0.00	0.00	0.00	0.00	0.00	0.00	0.00	0.00	0.00	15000.00	30000.00	30000.00	30000.00	30000.00
	Net loan - Opening	30000.00	30000.00	30000.00	30000.00	30000.00	30000.00	30000.00	30000.00	30000.00	15000.00	0.00	0.00	0.00	0.00
	Add: Drawal(s) during the Year	0.00	0.00	0.00	0.00	0.00	0.00	0.00	0.00	0.00	0.00	0.00	0.00	0.00	0.00
	Less: Repayment (s) of Loans during the year	0.00	0.00	0.00	0.00	0.00	0.00	0.00	0.00	15000.00	15000.00	0.00	0.00	0.00	0.00
	Net loan - Closing	30000.00	30000.00	30000.00	30000.00	30000.00	30000.00	30000.00	30000.00	15000.00	0.00	0.00	0.00	0.00	0.00
	Average Net Loan	30000.00	30000.00	30000.00	30000.00	30000.00	30000.00	30000.00	30000.00	22500.00	7500.00	0.00	0.00	0.00	0.00
	Rate of Interest on Loan on annual	8.75%	8.75%	8.75%	8.75%	8.75%	8.75%	8.75%	8.75%	8.75%	8.75%	8.75%	8.75%	8.75%	8.75%
	Interest on loan	2625.00	2625.00	2625.00	2625.00	2625.00	2625.00	2625.00	2625.00	1968.75	656.25	0.00	0.00	0.00	0.00
9	**PSU Bonds-XXth Series**														
	Gross loan - Opening	0.00	30000.00	30000.00	30000.00	30000.00	30000.00	30000.00	30000.00	30000.00	30000.00	30000.00	30000.00	30000.00	30000.00
	Cumulative repayments of Loans upto previous year	0.00	0.00	0.00	0.00	0.00	0.00	0.00	15000.00	30000.00	30000.00	30000.00	30000.00	30000.00	30000.00
	Net loan - Opening	0.00	30000.00	30000.00	30000.00	30000.00	30000.00	30000.00	15000.00	0.00	0.00	0.00	0.00	0.00	0.00
	Add: Drawal(s) during the Year	30000.00	0.00	0.00	0.00	0.00	0.00	0.00	0.00	0.00	0.00	0.00	0.00	0.00	0.00
	Less: Repayment (s) of Loans during the year	0.00	0.00	0.00	0.00	0.00	0.00	15000.00	15000.00	0.00	0.00	0.00	0.00	0.00	0.00
	Net loan - Closing	30000.00	30000.00	30000.00	30000.00	30000.00	30000.00	15000.00	0.00	0.00	0.00	0.00	0.00	0.00	0.00
	Average Net Loan	15000.00	30000.00	30000.00	30000.00	30000.00	30000.00	22500.00	7500.00	0.00	0.00	0.00	0.00	0.00	0.00
	Rate of Interest on Loan on annual	9.50%	9.50%	9.50%	9.50%	9.50%	9.50%	9.50%	9.50%	9.50%	9.50%	9.50%	9.50%	9.50%	9.50%
	Interest on loan	1425.00	2850.00	2850.00	2850.00	2850.00	2850.00	2137.50	712.50	0.00	0.00	0.00	0.00	0.00	0.00
#	**PSU Bonds-XXIst Series**														
	Gross loan - Opening	0.00	0.00	15000.00	15000.00	15000.00	15000.00	15000.00	15000.00	15000.00	15000.00	15000.00	15000.00	15000.00	15000.00
	Cumulative repayments of Loans upto previous year	0.00	0.00	0.00	0.00	0.00	0.00	0.00	0.00	0.00	7500.00	15000.00	15000.00	15000.00	15000.00
	Net loan - Opening	0.00	0.00	15000.00	15000.00	15000.00	15000.00	15000.00	15000.00	15000.00	7500.00	0.00	0.00	0.00	0.00
	Add: Drawal(s) during the Year	0.00	15000.00	0.00	0.00	0.00	0.00	0.00	0.00	0.00	0.00	0.00	0.00	0.00	0.00
	Less: Repayment (s) of Loans during the year	0.00	0.00	0.00	0.00	0.00	0.00	0.00	0.00	7500.00	7500.00	0.00	0.00	0.00	0.00
	Net loan - Closing	0.00	15000.00	15000.00	15000.00	15000.00	15000.00	15000.00	15000.00	7500.00	0.00	0.00	0.00	0.00	0.00
	Average Net Loan	0.00	7500.00	15000.00	15000.00	15000.00	15000.00	15000.00	15000.00	11250.00	3750.00	0.00	0.00	0.00	0.00
	Rate of Interest on Loan on annual	0.00%	8.69%	8.69%	8.69%	8.69%	8.69%	8.69%	8.69%	8.69%	8.69%	8.69%	8.69%	8.69%	8.69%
	Interest on loan	0.00	651.75	1303.50	1303.50	1303.50	1303.50	1303.50	1303.50	977.63	325.88	0.00	0.00	0.00	0.00
#	**PSU Bonds-XXIInd Series**														
	Gross loan - Opening	0.00	0.00	0.00	50000.00	50000.00	50000.00	50000.00	50000.00	50000.00	50000.00	50000.00	50000.00	50000.00	50000.00
	Cumulative repayments of Loans upto previous year	0.00	0.00	0.00	0.00	0.00	0.00	0.00	0.00	0.00	12500.00	37500.00	50000.00	50000.00	50000.00
	Net loan - Opening	0.00	0.00	0.00	50000.00	50000.00	50000.00	50000.00	50000.00	50000.00	37500.00	12500.00	0.00	0.00	0.00
	Add: Drawal(s) during the Year	0.00	0.00	50000.00	0.00	0.00	0.00	0.00	0.00	0.00	0.00	0.00	0.00	0.00	0.00
	Less: Repayment (s) of Loans during the year	0.00	0.00	0.00	0.00	0.00	0.00	0.00	0.00	12500.00	25000.00	12500.00	0.00	0.00	0.00
	Net loan - Closing	0.00	0.00	50000.00	50000.00	50000.00	50000.00	50000.00	50000.00	37500.00	12500.00	0.00	0.00	0.00	0.00
	Average Net Loan	0.00	0.00	25000.00	50000.00	50000.00	50000.00	50000.00	50000.00	43750.00	25000.00	6250.00	0.00	0.00	0.00
	Rate of Interest on Loan on annual	0.00%	0.00%	7.55%	7.55%	7.55%	7.55%	7.55%	7.55%	7.55%	7.55%	7.55%	7.55%	7.55%	7.55%
	Interest on loan	0.00	0.00	1887.50	3775.00	3775.00	3775.00	3775.00	3775.00	3303.13	1887.50	471.88	0.00	0.00	0.00
#	**SBI Short Term Loan**														
	Gross loan - Opening	2250.00	2250.00	2250.00	2250.00	2250.00	2250.00	2250.00	2250.00	2250.00	2250.00	2250.00	2250.00	2250.00	2250.00
	Cumulative repayments of Loans upto previous year	2250.00	2250.00	2250.00	2250.00	2250.00	2250.00	2250.00	2250.00	2250.00	2250.00	2250.00	2250.00	2250.00	2250.00
	Net loan - Opening	0.00	0.00	0.00	0.00	0.00	0.00	0.00	0.00	0.00	0.00	0.00	0.00	0.00	0.00
	Add: Drawal(s) during the Year	0.00	0.00	0.00	0.00	0.00	0.00	0.00	0.00	0.00	0.00	0.00	0.00	0.00	0.00
	Less: Repayment (s) of Loans during the year	0.00	0.00	0.00	0.00	0.00	0.00	0.00	0.00	0.00	0.00	0.00	0.00	0.00	0.00
	Net loan - Closing	0.00	0.00	0.00	0.00	0.00	0.00	0.00	0.00	0.00	0.00	0.00	0.00	0.00	0.00
	Average Net Loan	0.00	0.00	0.00	0.00	0.00	0.00	0.00	0.00	0.00	0.00	0.00	0.00	0.00	0.00
	Rate of Interest on Loan on annual	10.25%	10.25%	10.25%	10.25%	10.25%	10.25%	10.25%	10.25%	10.25%	10.25%	10.25%	10.25%	10.25%	10.25%
	Interest on loan	0.00	0.00	0.00	0.00	0.00	0.00	0.00	0.00	0.00	0.00	0.00	0.00	0.00	0.00
#	**SBI Short Term Loan**														
	Gross loan - Opening	12000.00	12000.00	12000.00	12000.00	12000.00	12000.00	12000.00	12000.00	12000.00	12000.00	12000.00	12000.00	12000.00	12000.00
	Cumulative repayments of Loans upto previous year	12000.00	12000.00	12000.00	12000.00	12000.00	12000.00	12000.00	12000.00	12000.00	12000.00	12000.00	12000.00	12000.00	12000.00
	Net loan - Opening	0.00	0.00	0.00	0.00	0.00	0.00	0.00	0.00	0.00	0.00	0.00	0.00	0.00	0.00
	Add: Drawal(s) during the Year	0.00	0.00	0.00	0.00	0.00	0.00	0.00	0.00	0.00	0.00	0.00	0.00	0.00	0.00
	Less: Repayment (s) of Loans during the year	0.00	0.00	0.00	0.00	0.00	0.00	0.00	0.00	0.00	0.00	0.00	0.00	0.00	0.00
	Net loan - Closing	0.00	0.00	0.00	0.00	0.00	0.00	0.00	0.00	0.00	0.00	0.00	0.00	0.00	0.00
	Average Net Loan	0.00	0.00	0.00	0.00	0.00	0.00	0.00	0.00	0.00	0.00	0.00	0.00	0.00	0.00
	Rate of Interest on Loan on annual	10.20%	10.20%	10.20%	10.20%	10.20%	10.20%	10.20%	10.20%	10.20%	10.20%	10.20%	10.20%	10.20%	10.20%
	Interest on loan	0.00	0.00	0.00	0.00	0.00	0.00	0.00	0.00	0.00	0.00	0.00	0.00	0.00	0.00
#	**SBI Short Term Loan**														
	Gross loan - Opening	3000.00	3000.00	3000.00	3000.00	3000.00	3000.00	3000.00	3000.00	3000.00	3000.00	3000.00	3000.00	3000.00	3000.00
	Cumulative repayments of Loans upto previous year	3000.00	3000.00	3000.00	3000.00	3000.00	3000.00	3000.00	3000.00	3000.00	3000.00	3000.00	3000.00	3000.00	3000.00
	Net loan - Opening	0.00	0.00	0.00	0.00	0.00	0.00	0.00	0.00	0.00	0.00	0.00	0.00	0.00	0.00
	Add: Drawal(s) during the Year	0.00	0.00	0.00	0.00	0.00	0.00	0.00	0.00	0.00	0.00	0.00	0.00	0.00	0.00
	Less: Repayment (s) of Loans during the year	0.00	0.00	0.00	0.00	0.00	0.00	0.00	0.00	0.00	0.00	0.00	0.00	0.00	0.00
	Net loan - Closing	0.00	0.00	0.00	0.00	0.00	0.00	0.00	0.00	0.00	0.00	0.00	0.00	0.00	0.00
	Average Net Loan	0.00	0.00	0.00	0.00	0.00	0.00	0.00	0.00	0.00	0.00	0.00	0.00	0.00	0.00
	Rate of Interest on Loan on annual	10.20%	10.20%	10.20%	10.20%	10.20%	10.20%	10.20%	10.20%	10.20%	10.20%	10.20%	10.20%	10.20%	10.20%
	Interest on loan	0.00	0.00	0.00	0.00	0.00	0.00	0.00	0.00	0.00	0.00	0.00	0.00	0.00	0.00
#	**SBI Short Term Loan**														
	Gross loan - Opening	15000.00	15000.00	15000.00	15000.00	15000.00	15000.00	15000.00	15000.00	15000.00	15000.00	15000.00	15000.00	15000.00	15000.00
	Cumulative repayments of Loans upto previous year	15000.00	15000.00	15000.00	15000.00	15000.00	15000.00	15000.00	15000.00	15000.00	15000.00	15000.00	15000.00	15000.00	15000.00
	Net loan - Opening	0.00	0.00	0.00	0.00	0.00	0.00	0.00	0.00	0.00	0.00	0.00	0.00	0.00	0.00
	Add: Drawal(s) during the Year	0.00	0.00	0.00	0.00	0.00	0.00	0.00	0.00	0.00	0.00	0.00	0.00	0.00	0.00
	Less: Repayment (s) of Loans during the year	0.00	0.00	0.00	0.00	0.00	0.00	0.00	0.00	0.00	0.00	0.00	0.00	0.00	0.00
	Net loan - Closing	0.00	0.00	0.00	0.00	0.00	0.00	0.00	0.00	0.00	0.00	0.00	0.00	0.00	0.00
	Average Net Loan	0.00	0.00	0.00	0.00	0.00	0.00	0.00	0.00	0.00	0.00	0.00	0.00	0.00	0.00
	Rate of Interest on Loan on annual	9.85%	9.85%	9.85%	9.85%	9.85%	9.85%	9.85%	9.85%	9.85%	9.85%	9.85%	9.85%	9.85%	9.85%
	Interest on loan	0.00	0.00	0.00	0.00	0.00	0.00	0.00	0.00	0.00	0.00	0.00	0.00	0.00	0.00
#	**SBI Short Term Loan**														
	Gross loan - Opening	18000.00	18000.00	18000.00	18000.00	18000.00	18000.00	18000.00	18000.00	18000.00	18000.00	18000.00	18000.00	18000.00	18000.00
	Cumulative repayments of Loans upto previous year	18000.00	18000.00	18000.00	18000.00	18000.00	18000.00	18000.00	18000.00	18000.00	18000.00	18000.00	18000.00	18000.00	18000.00
	Net loan - Opening	0.00	0.00	0.00	0.00	0.00	0.00	0.00	0.00	0.00	0.00	0.00	0.00	0.00	0.00
	Add: Drawal(s) during the Year	0.00	0.00	0.00	0.00	0.00	0.00	0.00	0.00	0.00	0.00	0.00	0.00	0.00	0.00
	Less: Repayment (s) of Loans during the year	0.00	0.00	0.00	0.00	0.00	0.00	0.00	0.00	0.00	0.00	0.00	0.00	0.00	0.00
	Net loan - Closing	0.00	0.00	0.00	0.00	0.00	0.00	0.00	0.00	0.00	0.00	0.00	0.00	0.00	0.00
	Average Net Loan	0.00	0.00	0.00	0.00	0.00	0.00	0.00	0.00	0.00	0.00	0.00	0.00	0.00	0.00
	Rate of Interest on Loan on annual	9.05%	9.05%	9.05%	9.05%	9.05%	9.05%	9.05%	9.05%	9.05%	9.05%	9.05%	9.05%	9.05%	9.05%
	Interest on loan	0.00	0.00	0.00	0.00	0.00	0.00	0.00	0.00	0.00	0.00	0.00	0.00	0.00	0.00

नॉर्थ ईस्टर्न इलेक्ट्रिक पावर कॉर्पोरेशन नई दिल्ली
NEEPCO
North Eastern Electric Power Corporation New Delhi

#	**SBI Short Term Loan**														
	Gross loan - Opening	7980.00	7980.00	7980.00	7980.00	7980.00	7980.00	7980.00	7980.00	7980.00	7980.00	7980.00	7980.00	7980.00	7980.00
	Cumulative repayments of Loans upto previous year	7980.00	7980.00	7980.00	7980.00	7980.00	7980.00	7980.00	7980.00	7980.00	7980.00	7980.00	7980.00	7980.00	7980.00
	Net loan - Opening	0.00	0.00	0.00	0.00	0.00	0.00	0.00	0.00	0.00	0.00	0.00	0.00	0.00	0.00
	Add: Drawal(s) during the Year	0.00	0.00	0.00	0.00	0.00	0.00	0.00	0.00	0.00	0.00	0.00	0.00	0.00	0.00
	Less: Repayment (s) of Loans during the year	0.00	0.00	0.00	0.00	0.00	0.00	0.00	0.00	0.00	0.00	0.00	0.00	0.00	0.00
	Net loan - Closing	0.00	0.00	0.00	0.00	0.00	0.00	0.00	0.00	0.00	0.00	0.00	0.00	0.00	0.00
	Average Net Loan	0.00	0.00	0.00	0.00	0.00	0.00	0.00	0.00	0.00	0.00	0.00	0.00	0.00	0.00
	Rate of Interest on Loan on annual	9.05%	9.05%	9.05%	9.05%	9.05%	9.05%	9.05%	9.05%	9.05%	9.05%	9.05%	9.05%	9.05%	9.05%
	Interest on loan	0.00	0.00	0.00	0.00	0.00	0.00	0.00	0.00	0.00	0.00	0.00	0.00	0.00	0.00
#	**SBI Short Term Loan**														
	Gross loan - Opening	12000.00	12000.00	12000.00	12000.00	12000.00	12000.00	12000.00	12000.00	12000.00	12000.00	12000.00	12000.00	12000.00	12000.00
	Cumulative repayments of Loans upto previous year	0.00	12000.00	12000.00	12000.00	12000.00	12000.00	12000.00	12000.00	12000.00	12000.00	12000.00	12000.00	12000.00	12000.00
	Net loan - Opening	12000.00	0.00	0.00	0.00	0.00	0.00	0.00	0.00	0.00	0.00	0.00	0.00	0.00	0.00
	Add: Drawal(s) during the Year	0.00	0.00	0.00	0.00	0.00	0.00	0.00	0.00	0.00	0.00	0.00	0.00	0.00	0.00
	Less: Repayment (s) of Loans during the year	12000.00	0.00	0.00	0.00	0.00	0.00	0.00	0.00	0.00	0.00	0.00	0.00	0.00	0.00
	Net loan - Closing	0.00	0.00	0.00	0.00	0.00	0.00	0.00	0.00	0.00	0.00	0.00	0.00	0.00	0.00
	Average Net Loan	6000.00	0.00	0.00	0.00	0.00	0.00	0.00	0.00	0.00	0.00	0.00	0.00	0.00	0.00
	Rate of Interest on Loan on annual	8.00%	8.00%	8.00%	8.00%	8.00%	8.00%	8.00%	8.00%	8.00%	8.00%	8.00%	8.00%	8.00%	8.00%
	Interest on loan	480.00	0.00	0.00	0.00	0.00	0.00	0.00	0.00	0.00	0.00	0.00	0.00	0.00	0.00
#	**IOB Short Term Loan**														
	Gross loan - Opening	6000.00	6000.00	6000.00	6000.00	6000.00	6000.00	6000.00	6000.00	6000.00	6000.00	6000.00	6000.00	6000.00	6000.00
	Cumulative repayments of Loans upto previous year	6000.00	6000.00	6000.00	6000.00	6000.00	6000.00	6000.00	6000.00	6000.00	6000.00	6000.00	6000.00	6000.00	6000.00
	Net loan - Opening	0.00	0.00	0.00	0.00	0.00	0.00	0.00	0.00	0.00	0.00	0.00	0.00	0.00	0.00
	Add: Drawal(s) during the Year	0.00	0.00	0.00	0.00	0.00	0.00	0.00	0.00	0.00	0.00	0.00	0.00	0.00	0.00
	Less: Repayment (s) of Loans during the year	0.00	0.00	0.00	0.00	0.00	0.00	0.00	0.00	0.00	0.00	0.00	0.00	0.00	0.00
	Net loan - Closing	0.00	0.00	0.00	0.00	0.00	0.00	0.00	0.00	0.00	0.00	0.00	0.00	0.00	0.00
	Average Net Loan	0.00	0.00	0.00	0.00	0.00	0.00	0.00	0.00	0.00	0.00	0.00	0.00	0.00	0.00
	Rate of Interest on Loan on annual	10.25%	10.25%	10.25%	10.25%	10.25%	10.25%	10.25%	10.25%	10.25%	10.25%	10.25%	10.25%	10.25%	10.25%
	Interest on loan	0.00	0.00	0.00	0.00	0.00	0.00	0.00	0.00	0.00	0.00	0.00	0.00	0.00	0.00
#	**PNB Short Term Loan**														
	Gross loan - Opening	4500.00	4500.00	4500.00	4500.00	4500.00	4500.00	4500.00	4500.00	4500.00	4500.00	4500.00	4500.00	4500.00	4500.00
	Cumulative repayments of Loans upto previous year	4500.00	4500.00	4500.00	4500.00	4500.00	4500.00	4500.00	4500.00	4500.00	4500.00	4500.00	4500.00	4500.00	4500.00
	Net loan - Opening	0.00	0.00	0.00	0.00	0.00	0.00	0.00	0.00	0.00	0.00	0.00	0.00	0.00	0.00
	Add: Drawal(s) during the Year	0.00	0.00	0.00	0.00	0.00	0.00	0.00	0.00	0.00	0.00	0.00	0.00	0.00	0.00
	Less: Repayment (s) of Loans during the year	0.00	0.00	0.00	0.00	0.00	0.00	0.00	0.00	0.00	0.00	0.00	0.00	0.00	0.00
	Net loan - Closing	0.00	0.00	0.00	0.00	0.00	0.00	0.00	0.00	0.00	0.00	0.00	0.00	0.00	0.00
	Average Net Loan	0.00	0.00	0.00	0.00	0.00	0.00	0.00	0.00	0.00	0.00	0.00	0.00	0.00	0.00
	Rate of Interest on Loan on annual	10.25%	10.25%	10.25%	10.25%	10.25%	10.25%	10.25%	10.25%	10.25%	10.25%	10.25%	10.25%	10.25%	10.25%
	Interest on loan	0.00	0.00	0.00	0.00	0.00	0.00	0.00	0.00	0.00	0.00	0.00	0.00	0.00	0.00
#	**Canara Short Term Loan**														
	Gross loan - Opening	0.00	10000.00	50000.00	50000.00	50000.00	50000.00	50000.00	50000.00	50000.00	50000.00	50000.00	50000.00	50000.00	50000.00
	Cumulative repayments of Loans upto previous year	0.00	0.00	10000.00	50000.00	50000.00	50000.00	50000.00	50000.00	50000.00	50000.00	50000.00	50000.00	50000.00	50000.00
	Net loan - Opening	0.00	10000.00	40000.00	0.00	0.00	0.00	0.00	0.00	0.00	0.00	0.00	0.00	0.00	0.00
	Add: Drawal(s) during the Year	10000.00	40000.00	0.00	0.00	0.00	0.00	0.00	0.00	0.00	0.00	0.00	0.00	0.00	0.00
	Less: Repayment (s) of Loans during the year	0.00	10000.00	40000.00	0.00	0.00	0.00	0.00	0.00	0.00	0.00	0.00	0.00	0.00	0.00
	Net loan - Closing	10000.00	40000.00	0.00	0.00	0.00	0.00	0.00	0.00	0.00	0.00	0.00	0.00	0.00	0.00
	Average Net Loan	5000.00	25000.00	20000.00	0.00	0.00	0.00	0.00	0.00	0.00	0.00	0.00	0.00	0.00	0.00
	Rate of Interest on Loan on annual	8.65%	8.65%	8.20%	8.20%	8.20%	8.20%	8.20%	8.20%	8.20%	8.20%	8.20%	8.20%	8.20%	8.20%
	Interest on loan	432.50	2162.50	1640.00	0.00	0.00	0.00	0.00	0.00	0.00	0.00	0.00	0.00	0.00	0.00
#	**Canara Medium Term Loan**														
	Gross loan - Opening	0.00	0.00	40000.00	50000.00	50000.00	50000.00	50000.00	50000.00	50000.00	50000.00	50000.00	50000.00	50000.00	50000.00
	Cumulative repayments of Loans upto previous year	0.00	0.00	0.00	0.00	12500.00	25000.00	37500.00	50000.00	50000.00	50000.00	50000.00	50000.00	50000.00	50000.00
	Net loan - Opening	0.00	0.00	40000.00	50000.00	37500.00	25000.00	12500.00	0.00	0.00	0.00	0.00	0.00	0.00	0.00
	Add: Drawal(s) during the Year	0.00	40000.00	10000.00	0.00	0.00	0.00	0.00	0.00	0.00	0.00	0.00	0.00	0.00	0.00
	Less: Repayment (s) of Loans during the year	0.00	0.00	0.00	12500.00	12500.00	12500.00	12500.00	0.00	0.00	0.00	0.00	0.00	0.00	0.00
	Net loan - Closing	0.00	40000.00	50000.00	37500.00	25000.00	12500.00	0.00	0.00	0.00	0.00	0.00	0.00	0.00	0.00
	Average Net Loan	0.00	20000.00	45000.00	43750.00	31250.00	18750.00	6250.00	0.00	0.00	0.00	0.00	0.00	0.00	0.00
	Rate of Interest on Loan on annual	0.00%	8.45%	8.45%	8.45%	8.45%	8.45%	8.45%	8.45%	8.45%	8.45%	8.45%	8.45%	8.45%	8.45%
	Interest on loan	0.00	1690.00	3802.50	3696.88	2640.63	1584.38	528.13	0.00	0.00	0.00	0.00	0.00	0.00	0.00
#	**PNB Term Loan**														
	Gross loan - Opening	0.00	0.00	0.00	125000.00	125000.00	125000.00	125000.00	125000.00	125000.00	125000.00	125000.00	125000.00	125000.00	125000.00
	Cumulative repayments of Loans upto previous year	0.00	0.00	0.00	0.00	0.00	5000.00	15000.00	25000.00	40000.00	60000.00	97500.00	125000.00	125000.00	125000.00
	Net loan - Opening	0.00	0.00	0.00	125000.00	125000.00	120000.00	110000.00	100000.00	85000.00	65000.00	27500.00	0.00	0.00	0.00
	Add: Drawal(s) during the Year	0.00	0.00	125000.00	0.00	0.00	0.00	0.00	0.00	0.00	0.00	0.00	0.00	0.00	0.00
	Less: Repayment (s) of Loans during the year	0.00	0.00	0.00	0.00	5000.00	10000.00	10000.00	15000.00	20000.00	37500.00	27500.00	0.00	0.00	0.00
	Net loan - Closing	0.00	0.00	125000.00	125000.00	120000.00	110000.00	100000.00	85000.00	65000.00	27500.00	0.00	0.00	0.00	0.00
	Average Net Loan	0.00	0.00	62500.00	125000.00	122500.00	115000.00	105000.00	92500.00	75000.00	46250.00	13750.00	0.00	0.00	0.00
	Rate of Interest on Loan on annual	0.00%	0.00%	7.35%	7.35%	7.35%	7.35%	7.35%	7.35%	7.35%	7.35%	7.35%	7.35%	7.35%	7.35%
	Interest on loan	0.00	0.00	4593.75	9187.50	9003.75	8452.50	7717.50	6798.75	5512.50	3399.38	1010.63	0.00	0.00	0.00
	Total Loan														
	Gross loan - Opening	679827.50	719827.50	814827.50	999827.50	999827.50	999827.50	999827.50	999827.50	999827.50	999827.50	999827.50	999827.50	999827.50	999827.50
	Cumulative repayments of Loans upto previous year	248109.25	260109.25	270109.25	396661.89	465714.54	539767.18	618819.83	712872.48	759827.50	826827.50	923827.50	975827.50	987827.50	999827.50
	Net loan - Opening	431718.25	459718.25	544718.25	603165.60	534112.96	460060.31	381007.67	286955.02	240000.00	173000.00	76000.00	24000.00	12000.00	0.00
	Add: Drawal(s) during the Year	40000.00	40000.00	0.00	0.00	0.00	0.00	0.00	0.00	0.00	0.00	0.00	0.00	0.00	0.00
	Less: Repayment (s) of Loans during the year	12000.00	10000.00	126552.65	69052.65	74052.65	79052.65	94052.65	46955.02	67000.00	97000.00	52000.00	12000.00	12000.00	0.00
	Net loan - Closing	459718.25	489718.25	418165.60	534112.96	460060.31	381007.67	286955.02	240000.00	173000.00	76000.00	24000.00	12000.00	0.00	0.00
	Average Net Loan	445718.25	474718.25	481441.93	568639.28	497086.64	420533.99	333981.34	263477.51	206500.00	124500.00	50000.00	18000.00	6000.00	0.00
	Interest on loan	40714.00	45731.55	50594.34	48779.53	42159.11	35171.18	27287.00	21073.82	16449.21	9914.61	4086.51	1562.40	520.80	0.00
	Weighted average Rate of Int	9.13%	**9.63%**	**10.51%**	**8.58%**	**8.48%**	**8.36%**	**8.17%**	**8.00%**	**7.97%**	**7.96%**	**8.17%**	**8.68%**	**8.68%**	**0.00%**

नॉर्थ ईस्टर्न इलेक्ट्रिक पावर कॉर्पोरेशन नई दिल्ली
NEEPCO
New Delhi
North Eastern Electric Power Corporation

PART-II
FORM-13A

Calculation of Interest on Normative Loan

Name of the Petitioner : NORTH EASTERN ELECTRIC POWER CORPORATION LTD.
Name of the Generating Station : KAMENG HYDRO POWER STATION

(Amount in lacs)

Particulars	17.06.20 to 30.6.20	01.07.20 to 21.01.21	22.01.21-11.02.21	12.02.21 - 31.3.21	2021-22	2022-23	2023-24
(1)	*(2)*	*(3)*	*(4)*	*-5*	*-6*	*-7*	*-8*
Gross Normative loan - Opening	17086.78	161777.12	313896.55	450604.87	587521.03	587521.03	587521.03
Cumulative repayments of Normative loan upto previous year	0.00	259.87	10382.07	12048.91	17223.11	61752.13	106281.16
Net Normative loan - Opening	17086.78	161517.25	303514.48	438555.96	570297.91	525768.89	481239.87
Add: Increase due to addition during the year /period	144690.34	152119.43	136708.32	136916.16	0.00	0.00	0.00
Less: Decrease due to decapitalisation during the year/period	0.00	0.00	0.00	0.00	0.00	0.00	0.00
Less: Decrease due to reversal during the year/period	0.00	0.00	0.00	0.00	0.00	0.00	0.00
Add: Increase due to discharges during the year/period	0.00	0.00	0.00	0.00	0.00	0.00	0.00
Net addition during the year	144690.34	152119.43	136708.32	136916.16	0.00	0.00	0.00
Repayment (s) of Normative Loan during the year	259.87	10122.20	1666.84	5174.20	44529.02	44529.02	44529.02
Net Normative loan - Closing	161517.25	303514.48	438555.96	570297.91	525768.89	481239.87	436710.85
Average Normative loan	89302.02	232515.87	371035.22	504426.93	548033.40	503504.38	458975.36
Weighted average rate of interest	0.1051	0.1051	0.1051	0.1051	0.0858	0.0848	0.0836
Interest on Loan	**359.96**	**13723.71**	**2243.36**	**6971.15**	**47011.90**	**42703.41**	**38386.21**

PART-II
FORM-13B

Calculation of Interest on Working Capital

Name of the Petitioner : NORTH EASTERN ELECTRIC POWER CORPORATION LTD.
Name of the Generating Station : Kameng Hydro Electric Plant

(Amount in lacs)

Sl. No.	Particulars	17.06.20 to 30.6.20	01.07.20 to 21.01.21	22.01.21-11.02.21	12.02.21 - 31.3.21	2021-22	2022-23	2023-24
(1)	*(2)*	*(3)*	*(4)*	*(5)*		*(6)*	*(7)*	*(8)*
1	Maintenance Spares	29.55	783.44	102.17	336.54	2681.21	2809.11	2943.10
2	Receivables	141.48	5153.93	823.28	2573.28	20290.68	19855.60	19424.69
3	O & M Expenses	16.42	435.25	56.76	186.97	1489.56	1560.61	1635.06
4	**Total Working Capital**	**187.45**	**6372.63**	**982.21**	**3096.79**	**24461.46**	**24225.32**	**24002.85**
5	Rate of Interest	11.25%	11.25%	11.25%	11.25%	10.50%	10.50%	10.50%
6	**Interest on Working Capital**	**21.09**	**716.92**	**110.50**	**348.39**	**2568.45**	**2543.66**	**2520.30**

Proposed Security Expenses(CISF) during 2019-24 KaHEP

YEAR	17.06.20 to 30.6.20	01.07.20 to 21.01.21	22.01.21-11.02.21	12.02.21 - 31.3.21	31.12.20-31.3.21	2021-22	2022-23
Security Expenses(CISF) KaHEP	0	0	0	0	0	0	0

PETITIONER

PART-II
FORM-13D

Incidental Expenditure during Construction

Name of the Petitioner : **NORTH EASTERN ELECTRIC POWER CORPORATION LTD.**
Name of the Generating Station : **KAMENG HYDRO POWER STATION**

(Amount in Rs. Lakh)

Sl. No.	Parameters	Upto Scheduled COD	Actual as on 17.06.20 (UNIT-I)	Actual as on 01.07.20 (UNIT-II)	Actual as on 22.01.21 (UNIT-III)	Actual as on 12.02.2021 (UNIT-IV)
A	Expenses:					
1	Employees' Benefits Expenses	9669.49	53752.92	56191.86	64910.03	67260.93
2	Finance Costs	0.00	221107.17	230404.06	265160.64	274744.26
3	Water Charges					
4	Communication Expenses	3.98	248.93	260.04	297.21	307.91
5	Power Charges	236.93	7210.32	7532.03	8608.60	8918.65
6	Other Office and Administrative Expenses	1817.92	7432.21	7765.09	8901.31	9221.90
7	Others (Please Specify Details)	5918.53	45509.48	47540.00	54335.01	56291.94
8	Other Pre-Operating Expenses					
	.....					
	.....					
B	Total Expenses	17646.85	335261.03	349693.07	402212.80	416745.59
	Less: Income from sale of tenders		1.38	1.38	1.38	1.38
	Less: Income from Guest House		4.69	4.69	4.69	4.69
	Less: Income recovered from Contractors		203.61	203.61	203.61	203.61
	Less: Int.Income as per computer		1.34	1.34	1.34	1.34
	Less: Int.Income as per furniture		0.33	0.33	0.33	0.33
	Less:Interest on Loan(Staff)/Others		6.12	6.12	6.12	6.12
	Less:Profit on Sale of FA		0.21	0.21	0.21	0.21
	Less:Liability written off		450.95	450.95	450.95	450.95
	Less:LD RECOV.		0.76	0.76	0.76	0.76
	LESS: Infirm Power		1060.44	1468.49	1559.32	1635.61
	Less: Interest on Deposits		0.00	0.00	0.00	0.00
	Total Expenses	**17646.85**	**333531.21**	**347555.20**	**399984.10**	**414440.60**

(Petitioner)

PART-II
FORM-13 C

Other Income as on actual /anticipated COD

Name of the Petitioner : **NORTH EASTERN ELECTRIC POWER CORPORATION LTD.**
Name of the Generating Station : **KAMENG HYDRO POWER STATION**

Amount :-Rupees in Lakh

Sl. No.	Parameters	Existing 2013-14	2014-15	2015-16	2016-17	2017-18	2018-19	2019-20	2020-21
1	Interest on Loans and advance								
2	Interest received on deposits								
3	Income from Investment								
4	Income from sale of scrap								
5	Rebate for timely payment								
6	Surcharge on late payment from beneficiaries								
7	Rent from residential building								
8	Misc. receipts (Please Specify Details)								

नॉर्थ ईस्टर्न इलेक्ट्रिक पावर कॉर्पोरेशन नई दिल्ली
NEEPCO
New Delhi
North Eastern Electric Power Corporation

PART-II
FORM-13D

Incidental Expenditure during Construction

Name of the Petitioner: NORTH EASTERN ELECTRIC POWER CORPORATION LIMITED
Name of the Generating Station: KAMENG HYDRO POWER STATION

Actual expenditure upto 30.06.2009(SCOD)

Sl No.	Parameters	2000-01	2001-02	2002-03	2003-04	2004-05	2005-06	2006-07	2007-08	2008-09	2009-10(APR TO JUNE)	TOTAL UPTO SCOD(JUNE'2009)
A	**Expenses:**											
1	Employees Benefits Expenses	50.15	62.17	225.27	412.92	973.06	1125.63	1562.90	1416.44	3049.41	791.54	9669.49
2	Finance Costs	0	0	0	0	0	0					0.00
3	Water Charges	0	0	0	0	0	0	0	0	0	0	0
4	Communication Expenses	0	0	0	1.814	0.33	0.12336	1.53594	0	0	0.18	3.98
5	Power Charges	0.05	0.20	0.39	1.97	5.49	14.07	87.86	43.55	83.36	0.00	236.925
6	Other Office and Administrative Expenses	4.96	24.46	43.54	75.86	250.69	237.13	384.32	272.47	451.38	73.11	1817.92
7	Others(Please Specify Details)	0.12	11.55	184.32	140.07	746.68	677.20	978.81	1020.89	1762.53	396.37	5918.53
8	Other Pre-Operating Expenses											
B	**Total Expenses**	55.27	98.37	453.52	632.63	1976.24	2054.16	3015.44	2753.36	5346.67	1261.20	17646.85
	Less: Income from sale of tenders											
	Less: Income from Guest House											
	Less: Income recovered from Contractors											
	Less: Int.Income as per computer											
	Less: Int.Income as per furniture											
	Less:Interest on Loan(Staff)/Others											
	Less:Profit on Sale of FA											
	Less:Liability written off											
	LESS: Infirm Power											
	Less:LD RECOV.											
	TOTAL EXPENSES	55.27	98.37	453.52	632.63	1976.24	2054.16	3015.44	2753.36	5346.67	1261.20	17646.85

PART-II
FORM-14

Reconciliation Statement of IDC

Name of the Petitioner : NORTH EASTERN ELECTRIC POWER CORPORATION LTD.
Name of the Generating Station : KAMENG HYDRO POWER STATION

(Amount in lacs)

Year	IDC-Domestic Loan	IDC-Bonds	IDC-Foreign Loan	Financial charges capitalised	ERV treated as BC	Total	Charges to P&L	IDC taken to CWIP	Capitalised out of CWIP	Cumulative IDC in CWIP
	A	B	C	D	E	F=(A+B+C+D+E)	G	H=F-G	I	J=H-I
2006-07	0	108.20	0.00	0.38	0.00	108.58	0.00	108.58	0.00	108.58
2007-08	0	108.35	0.00	6.52	0.00	114.87	0.00	114.87	0.00	114.87
2008-09	754.14	108.35	0.00	0.39	0.00	862.88	0.00	862.88	0.00	862.88
2009-10	2560.56	108.35	0.00	0.38	0.00	2669.29	0.00	2669.29	0.00	2669.29
2010-11	5421.32	108.35	0.00	0.35	0.00	5530.02	0.00	5530.02	0.00	5530.02
2011-12	8844.02	107.91	0.00	0.43	0.00	8952.36	0.00	8952.36	0.00	8952.36
2012-13	12707.31	0	0.00	0	0.00	12707.31	0.00	12707.31	0.00	12707.31
2013-14	16886.30	0	0.00	0.46	0.00	16886.76	0.00	16886.76	0.00	16886.76
2014-15	16973.33	11175.63	0.00	174.70	0.00	28323.66	0.00	28323.66	0.00	28323.66
2015-16	446.92	29553.29	0.00	51.75	0.00	30051.96	0.00	30051.96	0.00	30051.96
2016-17	741.88	31997.33	0.00	14.42	0.00	32753.63	0.00	32753.63	0.00	32753.63
2017-18	1119.55	35065.22	0.00	22.06	0.00	36206.83	0.00	36206.83	0.00	36206.83
2018-19	130.49	39457.97	0.00	36.02	0.00	39624.48	0.00	39624.48	0.00	39624.48
2019-20	3137.93	41937.16	0.00	45.93	0.00	45121.02	0.00	45121.02	0.00	45121.02
2020-21(01.04.20 to 16.06.20)-UNIT-I	1373.29	8734.52	0.00	27.42	0.00	10135.23	0.00	10135.23	0.00	10135.23
2020-21(17.06.20 to 29.06.20)-UNIT-II	49.82	316.84	0.00	0.99	0.00	367.65	0.00	367.65	0.00	367.65
2020-21(30.06.07.20 to 30.09.20)-UNIT-III&IV	289.94	1713.75	0.00	0.83	0.00	2004.52	0.00	2004.52	0.00	2004.52
2020-21-(01.10.20 TO 31.12.20)-UNIT-III&IV	287.05	1534.44	0.00	1.24	0.00	1822.73	0.00	1822.73	0.00	1822.73
2020-21-(01.01.21 TO 21.01.21)-UNIT-III&IV	70.44	333.75	0.00	0.00	0.00	404.19	0.00	404.19	0.00	404.19
2020-21-(22.01.21 TO 11.02.21)-UNIT-IV	16.78	79.51	0.00	0.00	0.00	96.29	0.00	96.29	0.00	96.29
	71811.07	202548.92	0.00	384.26	0.00	274744.26	0.00	274744.26	0.00	274744.26

(Petitioner)

PART-II
FORM-14A

Actual Cash Expenditure

Name of the Petitioner : NORTH EASTERN ELECTRIC POWER CORPORATION LTD.
Name of the Generating Station : KAMENG HYDRO POWER STATION

(Amount in lacs)

Particulars	As on 17-06-20 (UNIT-I)	As on 01-07-2020 (UNIT-II)	As on 22-01-21 (UNIT-III)	As on 12-02-2021 (UNIT-IV)
Expenditure towards Gross Block	680296.43	708793.00	812500.65	840841.59
Add: Expenditure towards CWIP	146220.09	119246.53	26803.70	0.00
Add: Capital Advances, if any	0			0
Less: Un-discharged liabilities (included above)	7211.58	8737.42	12392.31	13918.14
Add/Less: Others	0			0
Payment to contractors / suppliers towards capital assets	0			0
Cumulative payments	**819304.94**	**819302.12**	**826912.04**	**826923.45**

Note: If there is variation between payment and fund deployment justification need to be furnished

(Petitioner)

PART-II
FORM-15A

Design energy and peaking capability (month wise) - ROR with Pondage/Storage type new stations

Name of the Petitioner : **NORTH EASTERN ELECTRIC POWER CORPORATION LTD.**
Name of the Generating Station : **KAMENG HYDRO POWER STATION**

Generating Company ----------

Name of Hydro-electric Generating Station : ----------

Installed Capacity : No of units X MW =

Month		Design Energy * (MUs)	Designed Peaking Capability (MW) *
April	I	64.81	600MW
	II	69.22	
	III	87.715	
May	I	84.44	
	II	100.76	
	III	132.42	
June	I	94.48	
	II	136.80	
	III	136.8	
July	I	136.8	
	II	136.8	
	III	150.48	
August	I	136.8	
	II	136.8	
	III	150.48	
September	I	136.8	
	II	136.8	
	III	136.8	
October	I	136.80	
	II	108.37	
	III	104.99	
November	I	89.22	
	II	75.02	
	III	61.09	
December	I	51.39	
	II	61.99	
	III	51.67	
January	I	47.08	
	II	44.42	
	III	45.10	
February	I	41.76	
	II	41.04	
	III	32.42	
March	I	61.35	
	II	60.98	
	III	72.31	
TOTAL		**3353**	

* As per DPR / TEC of CEA dated ----------

Note :

Specify the number of peaking hours for which station has been designed.

[p9-0

(Petitioner)

नॉर्थ ईस्टर्न इलेक्ट्रिक पावर कॉर्पोरेशन नई दिल्ली
NEEPCO
New Delhi
North Eastern Electric Power Corporation

PART-II
FORM-15B

Design energy and MW Continuous (month wise) - ROR type stations

Name of the Petitioner : NORTH EASTERN ELECTRIC POWER CORPORATION LTD.
Name of the Generating Station : KAMENG HYDRO POWER STATION

Generating Company :-NEEPCO Ltd

Name of Hydro-electric Generating Station : KaHEP

Installed Capacity : No of units X MW = 4X 150MW

Month		Design Energy * (MUs)	Design Peaking Capability(MW) 5hrs peaking
April	I		
	II		
	III		
May	I		
	II		
	III		
June	I		
	II		
	III		
July	I		
	II		
	III		
August	I		
	II		
	III		
September	I		
	II		
	III		
October	I		
	II		
	III		
November	I		
	II		
	III		
December	I		
	II		
	III		
January	I		
	II		
	III		
February	I		
	II		
	III		
March	I		
	II		
	III		
TOTAL			

* As per DPR / TEC of CEA dated ----------

(Petitioner)

नॉर्थ ईस्टर्न इलेक्ट्रिक पावर कॉर्पोरेशन नई दिल्ली
NEEPCO
North Eastern Electric Power Corporation New Delhi

Liability Flow Statement

Name of the Petitioner : NORTH EASTERN ELECTRIC POWER CORPORATION LTD.
Name of the Generating Station: KAMENG HYDRO POWER STATION

₹ in lakh

Party	Asset / Work	Original Liability	Liability as on 17.06.2020 (UNIT-I)	Liability as on 01.07.2020 (UNIT-II)	Liability as on 22.01.2021 (UNIT-III)	Liability as on 12.02.2021 (UNIT-IV)	Discharges 17.06.2021 (UNIT-I)	Discharges 01.07.2021 (UNIT-II)	Discharges 22.01.2022 (UNIT-III)	Discharges 12.02.2022 (UNIT-IV)	Reversal (Yearwise
ELECTROKINGS	Township		3.21				3.21	0.00	0.00	0.00	
	Maintenance						0.00	0.00	0.00	0.00	
	Maintenance						0.00	0.00	0.00	0.00	
M/S ARUNACHAL IRON &	**Communication**		66.44				66.44	0.00	0.00	0.00	
M/S ARUNACHAL IRON &	**Communication**		3.35				3.35	0.00	0.00	0.00	
	Miscellaneous						0.00	0.00	0.00	0.00	
	Miscellaneous						0.00	0.00	0.00	0.00	
PATEL ENGINEERING	Dam, Intake & De-silting Chambers		4.25				4.25	0.00	0.00	0.00	
BAJANTI ENGICON PRI	Dam, Intake & De-silting Chambers		2.58				2.58	0.00	0.00	0.00	
PATEL ENGEENING LTD-PKG-II	Dam, Intake & De-silting Chambers		139.89				139.89	0.00	0.00	0.00	
PATEL ENGEENING LTD.-PKG-III	Dam, Intake & De-silting Chambers		1265.43				1265.43	0.00	0.00	0.00	
OMEGA ELEVATORS	Dam, Intake & De-silting Chambers		5.58				5.58	0.00	0.00	0.00	
Sri Vijetha Engineer	Dam, Intake & De-silting Chambers		5.91				5.91	0.00	0.00	0.00	
M/S OMIL &JSC-JV	HRT, TRT, Surge Shaft & Pressure shafts		45.05		45.05		45.05	0.00	45.05	0.00	
M/S OMIL &JSC-JV	HRT, TRT, Surge Shaft & Pressure shafts		1999.16		1999.16		1999.16	0.00	1999.16	0.00	
M/S OMIL &JSC-JV	HRT, TRT, Surge Shaft & Pressure shafts		84.77		84.77		84.77	0.00	84.77	0.00	
SMEC INTERNATIONAL	HRT, TRT, Surge Shaft & Pressure shafts		2.35				2.35	0.00	0.00	0.00	
MECHFAB ENGINEERING	HRT, TRT, Surge Shaft & Pressure shafts		14.76				14.76	0.00	0.00	0.00	
MECHFAB ENGINEERING	HRT, TRT, Surge Shaft & Pressure shafts		57.03				57.03	0.00	0.00	0.00	
A G ADVANCE	HRT, TRT, Surge Shaft & Pressure shafts		0.07		0.07		0.07	0.00	0.07	0.00	
PATEL ENGEENING LTD. I	HRT, TRT, Surge Shaft & Pressure shafts		534.15				534.15	0.00	0.00	0.00	
PATEL ENGEENING LTD. I	HRT, TRT, Surge Shaft & Pressure shafts		72.49				72.49	0.00	0.00	0.00	
PATEL ENGEENING LTD. I	HRT, TRT, Surge Shaft & Pressure shafts		1197.44				1197.44	0.00	0.00	0.00	
PATEL ENGEENING LTD. II	HRT, TRT, Surge Shaft & Pressure shafts		169.73				169.73	0.00	0.00	0.00	
PATEL ENGEENING LTD.(PKG III)	**Power Plant civil works**		12.10				12.10	0.00	0.00	0.00	
	Power Plant civil works						0.00	0.00	0.00	0.00	
BHEL	**Plant & Equipment**		148.72	148.72	148.72	148.72	148.72	148.72	148.72	148.72	
BHEL	**Plant & Equipment**		1360.37	1360.37	1360.37	1360.37	1360.37	1360.37	1360.37	1360.37	
BHEL	**Plant & Equipment**						0.00	0.00	0.00	0.00	
BHEL	**Plant & Equipment**						0.00	0.00	0.00	0.00	
BHEL-PKG(VII)	**Plant & Equipment**		16.75	16.75	16.75	16.75	16.75	16.75	16.75	16.75	
	Establishment						0.00	0.00	0.00	0.00	
	Establishment						0.00	0.00	0.00	0.00	
	Establishment						0.00	0.00	0.00	0.00	
	Establishment						0.00	0.00	0.00	0.00	
	TOTAL		**7,211.58**	**1,525.84**	**3,654.89**	**1,525.84**	**7,211.58**	**1,525.84**	**3,654.89**	**1,525.84**	

(Petitioner)

ANNEXURE - II

No.7/22/99-Hydel-I
Government of India
Ministry of Power
******

Shram Shakti Bhavan, Rafi Marg
New Delhi, dated the 2nd December,2004

To

Shri S.C. Sharma,
CMD,
NEEPCO
Shillong.

Subject:- Execution of Kameng Hydro-electric Project (600 MW), in the Central Sector – Investment approval.

Sir,

I am directed to convey the approval of the President of India in terms of the Articles of Association of the North East Electric Power Corporation (NEEPCO) for setting up of Kameng Hydro Electric Project (4x150=600 MW), Arunachal Pradesh, in the Central Sector at an estimated cost of Rs.2496.90 crores including IDC of Rs.249.09 crores at March, 2004 price level, with a debt equity ratio of 70:30, which includes Rs.94.54 crores sanctioned for stage-II activities. The project cost is subject to adjustment in accordance with the final recommendation of CEA/CWC on the component of Establishment cost. Manpower should be sourced through redeployment of surplus staff to the extent possible. The abstract of cost is at Annex to this letter.

The project would be completed within a period of 60 months from the date of investment approval by the Govt. of India. NEEPCO should take necessary measures for timely completion of the project in the light of the fact that a number of projects executed by NEEPCO have seen huge time/cost overrun. The sanction accorded above is subject to the following conditions.

(i) The economy instructions issued by the Government of India from time to time, should be observed.

(ii) The actual expenditure should not exceed the budget allocation of each year; and

(iii) The expenditure will be related to the purpose for which it is sanctioned.

नॉर्थ ईस्टर्न इलेक्ट्रिक पावर कॉर्पोरेशन नई दिल्ली NEEPCO New Delhi North Eastern Electric Power Corporation

4. NEEPCO will submit quarterly report to the Ministry of Power indicating financial and physical progress of implementation of the activities covered by this sanction.

5. The expenditure on the project is to be met by NEEPCO with debt equity ratio of 70:30. The budgetary support from the Government in the form of equity for this project is debitable to the following Heads in the Demands for the Grants of the Ministry of Power for the current year and the subsequent years for which these funds have been/will be released :

Major Head –"4552" Capital Outlay on North Eastern Areas
Minor Head - 00.800-Other expenditure
15-Projects/Schemes for the benefit of NER and Sikkim
15.02.42 Lum Sum Provision.

6. This issues with the concurrence of IF Division of Ministry of Power vide Dy. No 1358/Bud. dated 1.12.2004.

Yours faithfully,

Encl: As above

(Mehar Chand Jhamb)
Under Secretary to the Govt. of India

Copy to:

1. Controller of Accounts, Ministry of Power, Sewa Bhawan, R.K. Puram, New Delhi.
2. Pay & Accounts Officer, Ministry of Power, New Delhi.
3. Principal Director of Audit (Commercial) and Member Audit Board II, 'A' Block, Hutments, Behind South Block, New Delhi.
4. Principal Director of Audit, Economic & Service Ministry, AGCR Building, New Delhi.
5. Chairman, Central Electricity Authority, New Delhi
6. Adviser(Energy), Planning Commission, Yojna Bhavan, New Delhi.
7. Director-PF.II, Ministry of Finance (Deptt. of Expenditre), North Block, New Delhi.
8. Ministry of Programme & Implementation, Sardar Patel Bhavan, New Delhi.
9. Cabinet Secretariat (Shri K.L. Sharma, Dy. Secy.), Rashtrapati Bhavan, New Delhi w.r.t. letter No.CCEA/22/2004(i), dated 29th November, 2004.
10. Drawing & Disbursement Officer, Ministry of Power.
11. Ministry of Home Affairs (N.E. Division), New Delhi.
12. Ministry of Development of NE Region.
13. Budget /Finance Section, Ministry of Power

Annexure

KAMENG H. E. PROJECT (4X 150 MW)- ARUNACHAL PRADESH

General abstract of cost of Civil & Electrical Works, and IDC

	DIRECT CHARGES	ESTIMATED AMOUNT (RS. IN LAKHS)
I-WORKS		
A	PRELIMINARY	1558.00
B	LAND	511.92
C	WORKS	45307.63
J	POWER PLANTS CIVIL WORKS	68760.33
K	BUILDING	6993.75
M	PLANTATION	170.00
O	MISCELLANEOUS	3324.00
P	MAINTENANCE	1431.01
Q	SPECIAL T&P	216.55
R	COMMUNICATION	22038.94
X	ENVIRONMENT AND ECOLOGY	6553.50
Y	LOSSES ON STOCK	357.75
	TOTAL OF I-WORKS	157223.38
II	ESTABLISHMENT @ 5 % OF I WORKS- B LAND	7805.69
III	TOOLS AND PLANTS @ 1 % OF I WORKS	1566.26
IV	Suspense	
V	RECEIPTS AND RECOVERIES ON CAPITAL ACCOUNT (-)	-302.37
	TOTAL OF DIRECT CHARGES	166292.95
INDIRECT CHARGES		
(a)	CAPITALISED VALUES OF ABATEMENT OF LAND REVENUE @ 5% OF THE COST OF CULTIVABLE LAND	0.00
(b)	AUDIT AND ACCOUNTS CHARGES @ 1 % OF I- WORKS	1566.26
	TOTAL OF INDIRECT CHARGES	1566.26
	A. TOTAL OF CIVIL WORKS	167859.21
	B. TOTAL OF ELECTRICAL WORKS	56921.93
	TOTAL OF CIVIL AND ELECTRICAL WORKS (A + B)	224781.14
	INTEREST DURING CONSTRUCTION (IDC)	24909.00
	GROSS TOTAL OF COST	249690.14
	SAY RS. (IN CRORES)	2496.90

Note:- Construction period of 60 months, rate of interest @ 8.5%, and Debt Equity ratio of 70:30 considered for calculation of IDC

ANNEXURE - III

भारत सरकार
केंद्रीय विद्युत प्राधिकरण
जल विद्युत परियोजना मूल्यांकन प्रभाग (HPA - II)
सप्तम तल, सेवा भवन (उ.), आर के पुरम, नई दिल्ली-110066

[आई.एस.ओ : 9001-2008]

Subject:- Revised Cost Estimate (RCE) in respect of Kameng HEP (600 MW) of NEEPCO Ltd..

Please refer your letter no. 7/10/2015-H-I dated 20/25.01.2016 addressed to Chairperson, CEA on the above cited subject.

2. Vetted hard cost of Kameng HE Project amounting to Rs. 4617.36 crores and total cost of the project including IDC & FC amounting to Rs. 6085.84 crores at March, 2015 price level was communicated to MOP vide CEA letters of even nos. dated 9.10.2015 and 6.11.2015 respectively. In terms of meeting taken by Joint Secretary (Hydro), MOP on 27.11.2015, the provision made in the RCE under the Head – Establishment was reviewed. After review, the vetted establishment cost in the RCE was revised from Rs.196.82 crores to Rs. 304.13 crores and was communicated to MOP vide CEA letter dated 18.01.2016. Accordingly, vetted hard cost of the project has been revised from Rs.4617.36 crores to Rs. 4724.67 Crores at March, 2015 price level and total cost of the project including IDC & FC charges has been revised from Rs.6085.84 crores to Rs. 6179.96 Crores. Abstract of Revised Cost Estimates of the project at March, 2015 price level is enclosed at **Annex- I.** Detailed breakup of cost of civil and E&M works is enclosed at **Annex – II** and **Annex – III** respectively.

3 Variation Analysis

3.1 Variation in Total Cost

Total vetted revised hard cost of project is Rs.4724.67 crores at March, 2015 price level against the CCEA approved hard cost of Rs.2247.81 crores at March'04 price level. There is an increase of Rs. 2476.86 Crores (110.19 %) from CCEA approved cost. Details are as under:

Fax to:- CD (Projects) Hydro for kind perusal.

~ 120 ~ 16.3.16

Director (Tech).

(Rs. In crores)

Item	CCEA Approved Cost (March, 2004 PL)	Vetted cost by CEA/CWC (March, 2015 PL)	Variation with respect to CCEA approved cost	
			Rs. Crores	Percentage (%)
1	2	3	4 (3 – 2)	5
Civil Works	1678.59	3988.17	2309.58	137.59
E&M Woks	569.22	736.50	167.28	29.39
Hard Cost	2247.81	4724.67	2476.86	110.19

3.2 Head wise variation in Hard Cost of Civil Works

Total vetted hard cost of civil works is Rs. 3988.17 crores at March, 2015 price level against the CCEA approved cost of Rs.1678.59 crores at March, 2004 price level. There is an increase of Rs.2309.58 Crores (137.59 %) from CCEA approved cost. Head wise variation in cost of civil works is as under:

S. No.	Description	Increase over CCEA approved Cost (Rs Crores)
1	Price Escalation	1085.06
2	Change in Design	278.01
3	Additional Requirement	1022.62
4	Change in Scope	0.00
5	Inadequate/Over provision	100.81
6	Other Causes	-176.92
	TOTAL	2309.58

3.3 Head wise variation in Hard Cost of E&M Works

Total vetted hard cost of E&M works is Rs. 736.50 crores at March, 2015 price level against the CCEA approved cost of Rs.569.22-crores at March, 2004 price level. There is an increase of Rs.167.28 Crores (29.39 %) from CCEA approved cost. Head wise variation in cost of E&M works is as under:

S. No.	Description	Increase over CCEA approved Cost (Rs Crores)
1	Price Escalation	125.03
2	Exchange Rate Variation	-
3	Statutory Levies	-3.13
4	Change in Design / Scope	23.93
5	Inadequate/Over provision	-33.66
6	Others	55.11
	Total	**167.28**

4. Tariff and Financial Package

Considering the capital cost of Rs.6179.96 crores, the first year tariff and levelised tariff works out to Rs. 4.46/kWh and Rs. 4.14/kWh respectively based on the CERC Norms. Summery of Financial Package is given at **Annex- IV.**

5. Justification / Reasons for Time and Cost Overrun

Reasons for time overrun and cost overrun in brief is enclosed at **Annex - V.**

Encl: Annex I to V.

(Rakesh Goyal)
Director (HPA-II)

Director (H-I), MOP, SS Bhawan, Rafi Marg, New Delhi

No. CEA/HPA-II/18/6/2016/ Date: . . 03. 2016

Submitted for approval pls

18/3

CE (HPA-II)

18/3

~ 122 ~

NEEPCO New Delhi North Eastern Electric Power Corporation

ANNEX - I

KAMENG HE PROJECT - ARUNACHAL PRADESH					
ABSTRACT OF TOTAL COST (MARCH, 2015 PRICE LEVEL)					
					(Rs. Crores)
			VETTED BY CEA / CWC		
ITEM	APPROVED COST (March, 2004 PL)	SUBMITTED COST (March, 2015 PL)	EXPENDITURE UPTO 31.03.2015	COST OF BALANCE WORKS	VETTED COST (March, 2015 PL)
CIVIL WORKS	1678.59	4308.66	2355.03	1633.14	3988.17
E&M WORKS	569.22	791.50	362.64	373.86	736.50
TOTAL HARD COST	2247.81	5100.16	2717.67	2007.00	4724.67
IDC	249.09	1416.13	709.27	693.39	1402.66
FC	0.00	52.35	51.94	0.69	52.63
TOTAL PROJECT COST	2496.90	6568.64	3478.88	2701.08	6179.96

REVISED COST ESTIMATES OF KAMENG HEP AT March' 2015 PRICE LEVEL
ABSTRACT OF COST OF CIVIL WORKS

(Rs. In Lakhs)

Item Particulars	CCEA Approved Cost at March, 2004 PL	As Submitted by NEEPCO			As Vetted by CWC		
		Expenditure up to March, 2015	Further Requirement	Total Cost	Expenditure up to March, 2015	Further Requirement	Total Cost
I- WORKS	1	2	3	4 (2+3)	5	6	7(5+6)
A-PRELIMINARY	1558.00	2430.77	926.00	3356.77	2430.77	608.24	3039.01
B-LAND	511.92	2211.66	2441.11	4652.77	2211.66	2441.11	4652.77
C-WORKS	45307.63	51233.03	48722.14	99955.17	51233.03	48722.14	99955.17
J-POWER PLANT CIVIL WORKS	68760.33	122573.99	67151.87	189725.86	122573.99	66894.36	189468.35
K-BUILDING	6993.75	5487.00	10158.42	15645.42	5487.00	10158.42	15645.42
M-PLANTATION	170.00	43.91	133.74	177.65	43.91	133.74	177.65
O-MISCELLANEOUS #	3324.00	3126.38	2672.04	5797.42	3126.38	874.62	4000.00
P-MAINTENANCE	1431.01	988.18	442.83	1431.01	988.18	442.83	1431.01
Q- SPECIAL T & P	216.55	342.09	68.65	410.74	342.09	68.65	410.74
R- Communication	22038.94	20005.65	8141.70	28147.35	20005.65	8141.70	28147.35
X- Environment & Ecology	6553.60	1005.40	22513.97	23519.37	1005.40	22513.97	23519.37
Y- Losses on Stock	357.75	2.59	355.16	357.75	2.59	355.16	357.75
TOTAL OF I- WORKS	157223.38	209449.65	163727.63	373177.28	209449.65	161354.94	370804.59
II- ESTABLISHMENT	7805.68	46980.00	8195.73	55175.73	25499.00	0.00	25499.00
III- TOOLS & PLANTS 1 % of (I- works - B-Land)	1566.26	1067.64	498.62	1566.26	1067.64	498.62	1566.26
IV- SUSPENCE	0	0.00	0.00	0.00	0.00	0.00	0.00
V- RECEIPTS & RECOVERIES ON CAPITAL ACCOUNT	-302.37	-513.76	-91.05	-604.81	-513.76	-91.05	-604.81
TOTAL OF DIRECT CHARGES	166292.95	256983.53	172330.93	429314.46	235502.53	161762.61	397265.04
INDIRECT CHARGES							
(a) Capitalised values of abatement of Land	0	0	0	0.00	0	0.00	0.00
(b) Audit & Accounts Charges	1566.26	0	1551.42	1551.42	0	1551.42	1551.42
TOTAL OF INDIRECT CHARGES	1566.26	0	1551.42	1551.42	0	1551.42	1551.42
TOTAL OF CIVIL WORKS (Direct & Indirect charges)	167859.21	256983.53	173882.35	430865.88	235502.53	163313.93	398816.46
(Rupees in crores)				4308.66	2355.03	1633.14	3988.17

Construction power (supply portion) cost claimed in civil works has been shifted to cost of E&M works

NEEPCO New Delhi North Eastern Electric Power Corporation

ANNEX-III

REVISED COST ESTIMATES OF KAMENG HE PROJECT AT MARCH, 2015 PL
ABSTRACT OF COST OF E&M WORKS

Rs. Lakhs

Sl. No.		Item Particulars	CCEA Approved Cost at March, 2004 PL	As submitted by NEEPCO: Expenditure up to March, 2015	As submitted by NEEPCO: Further Requirement	As submitted by NEEPCO: Total Cost	Vetted by CEA: Expenditure up to March, 2015	Vetted by CEA: Further Requirement	Vetted by CEA: Total E&M Cost
1		2	3	5	6	7 (5+6)	8	9	10 (8+9)
1		Preliminary							
	a	Cosultancy	500.00	56.83	91.97	148.80	56.83	91.97	148.80
	b	Model Test*	200.00	-	-	-	-	-	-
	c	Construction Power							
		(i) Construction Power Arrangements	8,848.19	8,687.17	1,323.35	10,010.52	8,687.17	968.58	9,655.75
		(ii) Power Supply		1,776.72	2,606.57	4,383.29	1,776.72	500.00	2,276.72
		Total Preliminary	9,548.19	10,520.72	4,021.89	14,542.61	10,520.72	1,560.55	12,081.27
2		Generating Plant & Equipment							
	a	Generator, Turbine & Accessories	27,237.88	14,809.22	13,074.65	27,963.87	14,889.22	11,524.22	26,413.44
	b	Auxiliary Electrical Equipment for Power Station	8,366.27	2,266.05	11,301.03	13,567.08	2,266.05	11,282.34	13,548.39
	c	Auxiliary Equipment & Services for Power Station	1,401.11	879.42	2,578.79	3,458.21	879.42	2,578.79	3,458.21
	d	Central Sales Tax on 2a, 2b & 2c	1,402.61	265.01	842.58	1,107.59	265.01	507.71	772.72
	e	Entry Tax**	-	721.39	1,078.18	1,799.57	-	-	-
	f	Transportation, handling & Insurance Charges	2,103.92	1,042.40	1,196.23	2,238.63	1,042.40	776.65	1,819.05
	g	Erection & Commissioning Charges	2,805.22	1,099.73	4,205.19	5,304.92	1,099.73	4,205.19	5,304.92
		Total Generating Plant & Equipment	41,377.01	21,193.22	34,276.65	55,439.87	20,441.83	30,874.90	51,316.73
3		Switchyard							
	a	Substation Equipment & Auxiliary Equipment & Services for Switchyard	2,358.90	3,150.70	824.73	3,975.43	3,150.70	824.73	3,975.43
	b	Central Sales Tax on 3a***	94.35	-	-	-	-	-	-
	c	Entry Tax	-	-	-	-	-	-	-
	d	Transportation Charges	141.53	301.44	48.50	349.94	301.44	48.50	349.94
		Insurance Charges		6.12	1.03	7.15	6.12	1.03	7.15
	e	Erection & Commissioning Charges	188.71	16.16	107.43	123.59	16.16	107.43	123.59
		Total Switchyard	2,783.50	3,474.42	981.69	4,456.11	3,474.42	981.69	4,456.11
4		Total (Item 1 + 2 + 3)	53,708.70	35,188.36	39,280.23	74,438.59	34,436.97	33,417.14	67,854.11
5		Establishment	2,349.63	1,478.26	2,136.89	3,615.15	1,478.26	3,435.74	4,914.00
6		Audit & Accounts Charges	563.58	348.60	391.67	740.27	348.60	-	348.60
7		Service Tax on E&C #	-	-	358.50	358.50	-	533.04	533.04
		GRAND TOTAL	56,921.91	36,985.22	42,166.36	79,150.57	36,263.83	37,386.92	73,649.75
		(Rupees in crores)					791.50	362.64	373.86	736.50

*Cost of Model Test included in equipment cost
** Local Taxes (Entry Tax- Item 2 e) Rs.1799.57 Lakhs (as per NEEPCO)
*** CST for switchyard equipment included in award package
# Service tax @ prevailing in March, 2015 allowed on unspent amount of E&C charges

नॉर्थ ईस्टर्न इलेक्ट्रिक पावर कॉर्पोरेशन नई दिल्ली NEEPCO New Delhi North Eastern Electric Power Corporation

ANNEX - IV

Kameng HEP (4x150 MW) in Arunachal Pradesh by M/s NEEPCO

Financial Package

(Based on Present Day Cost at Price Level March, 2015)

Source of Financing	(Rs. crore)	% of total project cost
Equity (Govt. of India)	1853.99	30%*
Debt Domestic Commercial Borrowing (PSU Bonds & FI Loan)	4325.97	70%
Total (Equity + Debt)	6179.96	100%

*Equity deployment as on March, 2015 is 21.53% of total actual expenditure up to 31st March, 2015.

Term of Loan

Sl. No.	Item				
1.	Source of Debt	PSU Bonds			FI Loan
		XIVth Series	XVth Series	XIVth Series	
2.	Loan Amount (Rs.Crs)	2287.37	442.43	600.00	996.17
3.	Interest rate (Per annum)*	9.60%	9.15%	8.68%	11.65%
4.	Financing charges (Rs. crs.)#	1.67	0.22	0.57	-nil-

*Up March, 2015, the IDC has been considered based on actual amounting to Rs. 709.26 crore including interest on PFC loan, Short Term Loan (STL) and Bond (2nd Tranche). These loans were replaced by Bonds (XIVth & XVth series).

Up March, 2015, financing charges of Rs. 51.95 crore has been considered based on actual including pre-payment charges of Rs. 50.08 crs. & commitment fees of Rs. 0.06 crs. on PFC loan and Rs. 1.81 crs. on Bonds. From April, 15 to COD of station, the remaining financing charges of Rs. 0.69 crs. is being estimated.

JUSTIFICATION / REASONS FOR TIME AND COST OVERRUN

REASONS FOR TIME OVERRUN.

The Project was scheduled to be completed by Dec'09 as per the CCEA sanction conveyed by MOP vide letter dated 02.12.2004. On receipt of investment approval project works were started and major Civil Packages were awarded during December, 2004 and works commenced. However, during execution of the project, various problems were encountered leading to delay in commissioning of the project. The prominent hindrances are changes in design parameters/change in scope, poor geology in Head Race Tunnel (HRT), in High Pressure Tunnel (HPT) and in Power House site and devastating floods caused by cloud burst in the vicinity of the project on 27th -28th Oct 2008, amongst others. The commissioning of the project is now proposed as March 2017. Thus, the Project has incurred a time overrun of 87 (eighty seven) months. The main reason for time overrun is mainly due to poor geology in the 14.50 Km long Head Race Tunnel (HRT) and changes in design parameter of the project. Time overrun of 87 months arises due to primary time lost in execution of HRT which overshadowed other hindrances and delay in other work fronts. Item wise reasons for delay in brief are given below:

a. Geological and Geotechnical Reasons

- There have been slope failures in power house, collapses at different chainage along the HRT alignment. Considerable time was lost in taking preventive measures apart from additional time required for carrying out restoration works.
- Due to very poor geology and huge ingress of water resulting in formation of day light cavity Adit-VI was abandoned for which approximately 9 months were lost.
- Squeezing of tunnel, cavity formation and high seepage coupled with shear zone at different chainage in Face III had resulted in time overrun of 12 months.
- Major changes in construction methodology and deployment of equipment.
- Due to unstable character of the rock strata encountered in powerhouse area, powerhouse has been planned as surface structure located in open excavated pit with stable slopes and berms from top to bottom. Tail race channel was redesigned as open channel. In spite of re-designing the slope failures had occurred on many occasions. Slope failures had resulted in hold up of powerhouse excavation.

b. Change in Design Parameters

The following post award changes have taken place during execution for which considerable time was taken in finalization of the revised design parameters of the major structures of the project.

- Spillway Crest level was lowered by 20 m (i.e. from EL 755 m to EL 735 m) for Bichom Dam
- Change in Penstock profile from fully underground to partly over ground due to difficulties in tunneling in poor geology.
- Change in Tail Race System i.e. Tail Pool Tunnel to Tail Race Channel.

उत्तर पूर्वी इलेक्ट्रिक पावर कॉर्पोरेशन नई दिल्ली NEEPCO New Delhi North Eastern Electric Power Corporation

c. **Increase in volume of various works**

Increases in quantities of items at different locations are as under:

Item	Original Qty.	Revised Qty.	Increase in Qty.	Increase in %
Bichom Dam				
Excavation	1.91 Lac Cum	8.05 Lac Cum	6.14 Lac Cum	322
Reinforcement Steel	4200 MT	10000 MT	5800 MT	138
Concrete	2.62 Lac Cum	4.04 Lac Cum	1.42 Lac Cum	54.20
Tenga Dam				
Excavation	0.29 Lac Cum	1.35 Lac Cum	1.06 Lac Cum	366
Reinforcement Steel	2810 MT	2852 MT	42 MT	1.5
Concrete	0.28 Lac Cum	0.93 Lac Cum	0.65 Lac Cum	232
Power House				
Excavation	3.40 Lac Cum	10.85 Lac Cum	7.45 Lac Cum	219
Reinforcement Steel	4200 MT	5947 MT	1747 MT	42
Concrete	0.31 Lac Cum	0.75 Lac Cum	0.44 Lac Cum	142

Grouting works also increased primarily due to geological features in the dam abutments and the foundation.

d. **Increase in length of Diversion Tunnel**

Diversion Tunnel of 240 m length was adopted in combination with channelized river diversion to facilitate construction of Bichom Dam. However, due to shifting of outlet portal, completion length of Diversion Tunnel was executed to 368.32 m.

e. **Flooding of Tunnel**

Flash flood during 27th- 28th Oct 2008 at 2(two) different locations, namely Bichom & Tenga sites, damaged the approach roads to the work fronts and washed away the plants & equipments of the contractors. Considerable time was taken to restore the work front.

नॉर्थ ईस्टर्न इलेक्ट्रिक पावर कॉर्पोरेशन नई दिल्ली NEEPCO New Delhi North Eastern Electric Power Corporation

REASONS COST OVERRUN

Revised vetted cost of the project is Rs. 6179.96 Crores including IDC & FC at March, 2015 price level against sanctioned cost of the project amounting to Rs. 2496.90 crores including IDC & FC at March, 2004 price level. There is an increase of Rs.3683.06 crores compared to CCEA cleared cost of the project. Reasons for cost overrun are mainly attributed to following:

- **Inadequate /Over Provision:** There is net Inadequate/over provision of Rs 67.15 crores which includes Rs 100.81 crores for Civil works and Rs. (-) 33.66 crores for Electro-Mechanical works.
- **Price Escalation:** There is an increase of Rs.1210.09 crores towards Price escalation over approved cost which includes Rs 1085.06 Crores for Civil works and 125.03 crores for Electro-Mechanical works as per contract agreement formula.
- **Statutory levies:** There is a net decrease of Rs 3.13 Crores over approved cost occurred due to change in taxes as per Govt. notifications.
- **Addition / Deletion:** There is an increase of Rs.1022.62 Crores in cost due to addition / deletions of items.
- **Design / Scope:** There is an increase of Rs.23.93 Crores for E&M works and Rs.278.01 crores for civil works in cost due to change in design / scope of various works. Total increase under this head is Rs. 301.94 crores.
- **Others:** There is a net decrease of Rs 121.81 Crores due to other miscellaneous reasons.
- **IDC & FC:** There is an increase of Rs. 1206.20 crores (IDC – Rs.1153.57 crores + FC – Rs. 52.63 crores) over sanctioned cost on account of increase in Capital cost & Time overrun of 87 months.

No.7/10/2015-H-I
Government of India
Ministry of Power
***

Shram Shakti Bhawan, Rafi Marg
New Delhi, dated 20th January,2016
25

...icity Authority

...amounting Rs. 6085.84 Cr (including IDC &FC of Rs.1468.48 Cr.) in ...ject of Kameng HEP (600 MW) of NEEPCO Ltd., vetted by CEA-...tablishment cost-reg.

...refer to CEA's I.D. Note no CEA/HPA-II/18/6/2015/223 dtd. ...the subject and to say that in view of the proposed Establishment ...by the CEA. as Rs. 304.13 cr. (Civil works -Rs. 254.99 cr.+ E&M ...against the earlier vetted amount of Rs. 196.82 cr. under the ...the Project, the hard cost as well IDC/FC will also be changed. ...aviation cost of the Project will also be changed.

...revision in Establishment Cost, it is requested that total Revised ...IDC/FC) alongwith revised Annexure giving Abstract of the RCE-I of the ...Analysis of the revised amount and also the justification/reasons for ...the Overrun of the Project may be furnished to the Ministry urgently for ...referring the matter to the Standing Committee.

Yours faithfully,

S. Benjamin
(S. Benjamin)
Under Secretary to the Government of India
Telefax: 2332 4357

ANNEXURE-IV

नॉर्थ ईस्टर्न इलेक्ट्रिक पावर कार्पोरेशन लिमिटेड
NORTH EASTERN ELECTRIC POWER CORPORATION LTD.
पंजीकृत कार्यालय: ब्रुकलैंड कम्पाउंड, लोअर न्यू कॉलोनी, शिलांग-793003
Registered Office: Brookland Compound, Lower New Colony, Shillong - 793 003
कंपनी सचिवालय COMPANY SECRETARIAT

फाइल सं. /File No. CS/54/ (280th BM)/ 196 दिनांक/Dated: 11-09-2023

अंतरिम कार्यालय ज्ञापन
Inter Office Memo

विषय / Subject:Follow-up action on the decisions of 280th Board Meeting held on 14.08.2023 at Shillong.

I am directed to enclose the extract of the Minutes of the **280th Board Meeting** of the Board of Directors of North Eastern Electric Power Corporation Ltd., held on 14.08.2023 at Shillong, with respect to **Agenda No.280.25** and request you to kindly take necessary follow-up action as per decision of the Board.

Action taken may kindly be intimated to the Company Secretary wing through the concerned Functional Director, for information to the Board in its next Meeting.

संलग्न - ऊपरोक्त
Enclo: - As above.

E.D(P)-Hydro

Copy for kind information to:

Director (Technical)

(ए. पी रोंग)
(A.P.Rong)
कंपनी सचिव
Company Secretary

Telephone No.0364-2228652, ई-मेल/e-mail - company-secy@neepco.co.in
वेबसाइट/website - www.neepco.co.in
सीआईएन/CIN - U40101ML1976GOI001658

EXTRACT OF THE MINUTES OF THE 280TH BOARD MEETING OF NORTH EASTERN ELECTRIC POWER CORPORATION LTD. HELD ON MONDAY, 14TH AUGUST, 2023 AT THE BOARD ROOM OF NEEPCO OFFICE, BROOKLAND COMPOUND, LOWER NEW COLONY, SHILLONG FROM 12:30 PM TO 3:00 PM

AGENDA NO.280.25

PROPOSAL SEEKING APPROVAL OF THE BOARD OF DIRECTORS OF NEEPCO FOR REVISED COST ESTIMATE AT COMPLETION COST (FEB'21 PL) IN RESPECT OF KAMENG H.E PROJECT (4X150 MW), ARUNACHAL PRADESH.

The Director (Technical) presented the agenda and explained its background. The Board was informed that the Investment approval of Kameng Hydro Electric Project (4x150 MW), Arunachal Pradesh was accorded by CCEA on 2nd December 2004 with completion time of the Project within a period of 60 months (i.e Dec'09). The CCEA approved cost of the project was Rs.2496.90 Cr (including IDC & FC of Rs 249.90 Cr) at March'2004 PL. NEEPCO awarded major Packages of the Project during December, 2004 and works commenced accordingly as per the drawn-up schedule. The Project however suffered delay due to various hindrances encountered during execution of the Project *viz.* change in design parameters, poor geology, flash floods, restoration of Penstocks, amongst others, resulting into time and cost overrun.

The Board was informed that all major structures of the Project viz., *Dam, Water Conductor System, Power House Civil Works, HM Works, EM Works* were completed in March 2018. But, during initial filling of the Water Conductor System, leakage was noticed in some joints of Penstock- I & II. Therefore, commissioning activities were temporarily suspended to facilitate repairing work of Penstock-I & II. The restoration works of Penstock-I was completed on 8th Oct 2019 and the first two units linked to penstock-I viz. Unit-1 & 2 were declared under commercial operation on 17th June 2020 and 1st July 2020 respectively. Subsequently, the restoration of Penstock-II was completed on 27th Nov'20 and generating units linked to penstock-II *viz.* Unit-3 & 4 were declared under Commercial Operation on 22nd Jan 2021 and 12th Feb 2021 respectively. The commissioning and COD of the project was also apprised to the MoP, GoI on 18th February 2021.

It was informed that RCE of the Project was submitted to CEA from time to time at price levels of Sept'2008, Dec'2010, Dec'2011, Dec'2014, Mar'2015, Sept'2018 and June'2019 with due approval of the Board of Directors, NEEPCO. However, the RCEs could not be taken up to the stage of approval as the Price Level become six months old during processing of RCE, necessitating updating of RCE at latest price level. Later on, the Board of Directors of NEEPCO in its 260th Board meeting held on 15.09.2020 resolved to process the RCE of Kameng HEP on completion cost upon commissioning of the Project.

Accordingly, the RCE of Kameng HEP at completion cost (Feb'2021 PL) is prepared for Rs.8404.47 Cr including IDC & FC of Rs.2747.44 Cr. The RCE at completion cost includes a provision of Rs 128.88 Crs against committed liabilities and Rs 16.13 Crs for balance works.

The hard cost and soft cost break up of Revised Cost Estimate (RCE) on completion cost vis-a-vis CCEA approved cost was explained to the Board, the details of which are as follows:

Rupees in Cr

Direct Charges	CCEA Approved Cost at Mar'04 PL	RCE at Feb'21 Price Level				
		Expenditure up to COD (Feb-21 PL)	Expenditure incurred after COD	Committed Liabilities	Balance expenditure	Total Cost
Hard Cost	2,247.81	5,387.79	141.04	128.88	16.13	5,673.84
IDC &FC	249.09	2,747.44	-	-	-	2,747.44
G. Total	**2,496.90**	**8,135.23**	**141.04**	**128.88**	**16.13**	**8,421.28**
Less, infirm power	-	-	-	-	-	-16.81
Net Total	**2,496.90**	**8,135.23**	**141.04**	**128.88**	**16.13**	**8404.47**

The Project has experienced a cost overrun of Rs 5907.57 Cr and a time overrun of 134.37 months with respect to CCEA approval. The main reasons of cost overrun and time overrun are as below:

A. Reasons of Cost Overrun:

Sl.No	Description of cost overrun	Total (Rs Cr)	%age
1	Price Escalation	1145.52	19.39%
2	Change in Scope	3.49	0.06%
3	Under / Over provision	83.14	1.41%
4	Change in Design	305.07	5.16%
5	Additional requirement / New item/Addition/Deletion	1826.65	30.92%
6	Others Causes	-33.35	-0.56%
7	Statutory Levies (Service Tax, VAT, Cess, GST...)	62.47	1.06%
8	FERV	16.23	0.27%
9	IDC & FC	2498.35	42.29%
	Total	**5907.57**	**100.00%**

B. Reasons of time overrun:

Sl.No.	Activities on Critical Path	Time Overrun (months)
1	Blockage of access road from Bichom Colony to Adit-I on account of landslide, huge mass slide etc.	1.31
2	Delay in tunnel excavation at Face-I due to Blow out at Ch 422.60 m, Ch 584.48m, Ch 591.13m, Ch. 616.88m	17.02
3	Delay in tunnel excavation at Face-I due to Blow out at Ch1337.00m	5.49
4	Additional time taken in tunnel excavation on account of changed in rock classification which also have cascading effect on concrete lining	31.63
5	Bichom Dam excavation kept on hold due to non-finalization of construction drawings on account of change in certain design parameters of the major structures.	4.63
6	Flooding of Kameng HEP on account of cloud burst during Oct'2008	5.72
7	Rectification of Squeezing effect in different chainages of HRT Face-III.	24.26
8	Delay in Power House civil works due to Slope Failure	9.75
9	Restoration of Penstock-1	21.06
10	Restoration of Penstock-2	11.10
11	Additional time taken in commissioning activities on restart of works for Unit-3 & 4 after penstock restoration works.	2.40
	Grand Total (Months)	**134.37**

Meanwhile, as per procedure communicated by NTPC for approval of RCEs of NEEPCO & THDC on 19.05.21; the RCE of Kameng HEP at completion cost (Feb'2021 PL) amounting to Rs.8421.28 Cr including IDC & FC of Rs.2747.44 Cr. was submitted to the Designated Independent Agency (DIA) i.e. M/s Aquagreen Engineering Management Private Ltd. (AEMPL) for examination/vetting vide letters dated 26.12.2022 & 19.04.2023.

The DIA vide letter dated 24.04.2023 had recommended the time overrun of 134.37 months in the project stating that time overrun have occurred primarily due to geological reasons, change in design, flash floods etc. which were not attributable to the generating company. Subsequently, the DIA vide

letter dated 23.05.2023 vetted the Capital cost of the project as on COD for Rs 7,782.39 crore including IDC & FC of Rs.2,747.44 crore for tariff determination. However, during the process of vetting, the DIA had reduced the cost by Rs 638.89 Cr under the following heads.

a) Sale of infirm power amounting to Rs.16.81 Cr excluded from the project cost which is acceptable.

b) The provision of Rs.128.88 Crs against committed liabilities and Rs.16.13 Crs for balance works have been not considered by DIA, stating that the same shall be allowed to be capitalized as and when incurred and claimed. Accordingly, cost provisioned against these Heads are included in the RCE at completion cost.

c) DIA had excluded 50% of incurred cost (i.e Rs.18.69 Cr) against restoration works of Penstocks citing reference of CCIE-2. However, it is to state that this incurred expenditure was necessary for completion of the penstock restoration works and accordingly included in the RCE at completion cost.

d) Expenditures under the head," *O-Miscellaneous, P-Maintenance, Q-Special Tools & Plants, Ordinary Tools & Plants, Establishments etc.*" is restricted to the extent of CEA Guidelines for Formulation of Detailed Project Reports for Hydro-Electric Schemes. In the process, the RCE has been reduced by Rs.458.38 cr under these heads. This expenditure, necessary for completion of the project works was already incurred and thus forms an integral part of the project cost. Accordingly, expenditure actually incurred against the mentioned Heads are included in the RCE at completion cost.

The head wise break up of Revised Cost Estimate (RCE) on completion cost vis-a-vis Capital cost vetted by DIA was placed before the Board.

In the meantime, DPE had issued vide OM dated 26.10.22 regarding approval of the projects of subsidiaries company by exercising powers of Maharatna/Navratna holding CPSEs had clarified that '*the delegated powers are to be exercised by the Boards of Maharatna/Navratna/Miniratna CPSEs as the case may be, in respect of projects of concerned CPSEs only and not for their subsidiaries'.* The DPE vide OM dtd.17.04.23 had issued further clarification that their OM dtdt 26.10.22 would not alter the already delegated powers to Maharatna/Navratna on the issue of powers to establish financial JVs and wholly owned subsidiaries.

The RCE of Kameng HE Project at completion cost involves increase in cost beyond 20 percent of the firmed-up cost estimates due to time overrun, change in scope, under-estimation etc. (excluding increase in costs due to statutory levies, exchange rate variation and price escalation within the approved time cycle). The RCE of Kameng HE Project shall require vetting by CEA and recommendations of the Revised Cost Committee before the proposal is placed for appraisal of the PIB and approval by the CCEA in terms of para 9 of the Department of Expenditure OM dated 05.08.2016. Further, the RCE of Kameng H.E Project at completion cost require approval of Board of Directors, NEEPCO prior to submission to CEA/MOP as per the Revised Guidelines for preparation and vetting of Revised Cost Estimates of Hydro Electric Projects of CPSUs communicated by MOP, GOI vide letter dated.16.10.2019.

During deliberation the Board opined that in order to improve the commercial competency of the company, NTPC Commercial team may provide handholding to NEEPCO Commercial wing in a long term basis.

On a query, it was informed that after CEA Vetting, the Revised Cost Estimate of Kameng H.E Project will be sent to NTPC for its appraisal. The Board desired that the same may be mentioned in the Board Resolution as well.

The Board after detailed deliberation approved the following resolution:

RESOLUTION:

RESOLVED to approve the Revised Cost Estimate of Kameng H.E Project at completion cost (Feb'21 PL) amounting to Rs.8404.47 crores including IDC & FC of Rs 2747.44 crores along with time overrun of 134.37 months.

RESOLVED FURTHER THAT NEEPCO shall take necessary action for submission of the Revised Cost Estimate of Kameng H.E Project at completion cost (Feb'21 PL) to CEA/MOP for examination and approval.

RESOLVED FURTHER THAT the Revised Cost Estimate of Kameng H.E Project at completion cost (Feb'21 PL) shall be apprised to NTPC after completion of CEA vetting.

ANNEXURE-V

नार्थईस्टर्नइलेक्ट्रिकपॉवरकॉर्पोरेशनलिमिटेड/NORTH EASTERN ELECTRIC POWER CORPORATION L
भारतसरकारकाउद्यम/ (A GOVT. OF INDIA ENTERPRISE)
कार्यपालकनिदेशक–परियोजनाएं(हाईड्रो)/Executive Director-Projects (Hydro)
नीपकोभवन, आर. जी. बरूआरोड, सुंदरपुर, गुहाटी-05 / NEEPCO Bhawan, R.G.B.Road,Sunderpur, Ghy-05
E-mail: edp.hydro@neepco.co.in

No.: NEEPCO/GHY/ED-P(H)/KaHEP/T-359/2023-24/ 103-105 Dated.23-08-23

To,

The Chief Engineer (HPM), CEA
7th Floor, Sewa Shawan,
R.K. Puram, Sector-1,
New Delhi - 110066.
Email: cea-hpmd@gov.in

Sub: Kameng H.E. Project (600 MW), Arunachal Pradesh executed by NEEPCO-Vetting of Time overrun in RCE at Completion cost.

Sir,

Investment approval of Kameng H.E Project for implementation by NEEPCO was accorded on 2nd December 2004 with scheduled date of completion within 60 months (i.e Dec'09) from the date of CCEA approval. However, the last generating unit of the project was commissioned on 12th February 2021 resulting in a time overrun of 134.37 months.

Subsequently, the project cost estimate has been updated at Completion cost (Feb'21 PL) which works out to Rs 8404.47 Cr along with time overrun of 134.37 months.

The Abstract of RCE on completion cost vis-a-vis CCEA approved cost is as below:

Rs. in Crores

Direct Charges	CCEA Approved Cost at Mar'04 PL	*RCE at Completion cost*	Variation
Hard Cost	2,247.81	5,673.84	3,426.03
IDC &FC	249.09	2,747.44	2,498.35
G. Total	**2,496.90**	**8,421.28**	5,924.38
Less, infirm power	-	-16.81	-16.81
Net Total	**2,496.90**	**8404.47**	5,907.57

In this connection, reference is invited to the direction given by CEA, HPA through e-mail dated 07.12.2022 (Copy attached) to first obtain vetting of time overrun of the project from HPM division, CEA for further processing of RCE by CEA.

In view of above, a detailed background note for the time overrun of 134.37 months in respect of Kameng H.E Project along with supporting documents is forwarded herewith for examination and vetting please.

Thanking you.

Enclo: As above.

Yours faithfully,

23/08/23

(S. Goswami)
Executive Director-Projects (Hydro)

Copy to: For kind information please.

1. The Chief Engineer (HPA), CEA.
2. The Under Secretary (Hydel-I), Ministry of Power.

Registered Office: Brooke Land Compound, Lower New Colony, Laitumkhrah
Post Box No.: 79, Shillong-793003, Meghalaya, India
CIN-U40101ML1976GOI001658

नार्थईस्टर्नइलेक्ट्रिकपॉवरकॉर्पोरेशनलिमिटेड/NORTH EASTERN ELECTRIC POWER CORPORATION L
भारतसरकारकाउद्यम/ (A GOVT. OF INDIA ENTERPRISE)
कार्यपालकनिदेशक–परियोजनाएं(हाईड्रो)/Executive Director-Projects (Hydro)
नीपकोभवन, आर. जी. बरूआरोड, सुंदरपुर, गुहाटी-05 / NEEPCO Bhawan, R.G.B.Road,Sunderpur, Ghy-05
E-mail: edp.hydro@neepco.co.in

NIO.

Memo No.: NEEPCO/GHY/ED-P(H)/KaHEP/T-359/2023-24/ 106 - 110 Dated.23-08-23

1. The CMD, NEEPCO, Shillong for kind appraisal.
2. The Director (Finance), NEEPCO, Shillong for kind information.
3. The Director (Technical), NEEPCO, Shillong for kind information.
4. The ED (Tech.)/HOP, KaHPS, Kimi for information and needful please.
5. The GM(RA&RE), NEEPCO, New Delhi for information and necessary action please.

23/08/23

Executive Director-Projects (Hydro)

Registered Office: Brooke Land Compound, Lower New Colony, Laitumkhrah
Post Box No.: 79, Shillong-793003, Meghalaya, India
CIN-U40101ML1976GOI001658

ANNEXURE - VI

CENTRAL ELECTRICITY REGULATORY COMMISSION
NEW DELHI

Petition No. 51/GT/2021

Coram:

Shri Jishnu Barua, Chairperson
Shri I.S Jha, Member
Shri Arun Goyal, Member
Shri Pravas Kumar Singh, Member

Date of Order: 8th August, 2023

In the matter of:

Petition for approval of tariff of Kameng Hydroelectric Power Plant (KaHEP) (600 MW) for the period from actual COD of Units-1 & 2 and projected COD of Units-3 & 4) till 31.3.2024.

And

In the matter of:

North Eastern Electric Power Corporation Limited,
Brookland Compound, Lower New Colony,
Shilong – 793 003, Meghalaya **.... Petitioner**

Vs

1. Assam Power Distribution Company Limited,
Bijulee Bhawan, Paltan Bazar, Guwahati – 781001.

2. Department of Power,
Government of Arunachal Pradesh
Bidyut Bhawan, Itanagar - 794111

3. Meghalaya Power Distribution Corporation Limited,
Short Round Road, Lumjingshai, Shillong – 793001

4. Department of Power,
Government of Nagaland
Electricity House, Kohima – 797001

5. Uttar Pradesh Power Corporation Limited,
14th Floor, Shakti Bhawan Extn.,
14-Ashok Marg, Lucknow – 226001

6.Chhattisgarh State Power Distribution Company Limited,
o/o Chief Engineer (RA&PM), 4th Floor
Vidyut Sewa Bhawan, Dangania (CSEB), Raipur – 492013

7. Haryana Power Purchase Centre,
Shakti Bhawan, Sector-6, Panchkula, Haryana-134108

8. North Eastern Regional Power Committee,
NERPC Complex, Dong Parmaw, Lapalang,
Shillong-793006, Meghalaya

9. North Eastern Regional Load Despatch Centre,
Dongtieh, Lower Nongrah, Lapalang,
Shillong -793006, Meghalaya. **... Respondents**

Parties present:

Ms. Poorva Saigal, Advocate, NEEPCO
Ms. Pallavi Saigal, Advocate, NEEPCO
Shri. Subham Arya, Advocate, NEEPCO
Shri. Ripunjay Bhuyan, NEEPCO
Shri. Susanta Deka, NEEPCO
Ms. Elizabeth Pyrbot, NEEPCO

ORDER

This Petition has been filed by the Petitioner, NEEPCO, for approval of the tariff of Kameng Hydroelectric Power Plant (KaHEP), with the following prayers:

(i) Approve the Project capital cost of Rs.8153.06 crore as on anticipated station COD along-with generating unit-wise capital costs for determination of tariff (generating unit-wise as well as generating station as whole) for the 600 MW Kameng Hydro Electric Plant based on its COD (actual for U#1 & 2 and projected for U#3 & 4).

(ii) Approve the normative IDC&FC of Rs.2744.01 crore in terms of Regulation 19(2)(b) of the Tariff Regulations, 2019 which is included in the Project Capital Cost indicated above.

(iii) Allow the Petitioner to file revised petition on actual expenditure in the event of revised financial package, if any. approve the AFC for Kameng (600 MW) Hydro Electric Plant (KaHEP) for the tariff period from COD to 31.03.2024 as per claim along with the petition for sale of power generated from the plant.

(iv) Allow recovery of filing fees of this petition from the beneficiaries.

(v) Allow recovery of publication expenses from the beneficiaries incurred.

(vi) Allow recovery from the beneficiaries any such tax, cess etc. levied on NEEPCO in relation to generation and supply/distribution of electricity.

(vii) Allow true up the gross up rate of return on equity at the end of every financial year in compliance to regulation 31(3) of the CERC Tariff Regulations 2019.

(viii) Allow modification/change in operational norms based on actual performance experienced by the generating station.

(ix) Allow additions/alterations/changes/modifications to the petition at a future date.

(x) Condone any inadvertent omissions/errors/differences/shortcomings.

(xi) Pass such order/orders as deemed fit and proper in the facts and circumstance of the case.

2. The Kameng Hydroelectric Project (600 MW) is located in the West Kameng District of the State of Arunachal Pradesh. The project is a run-of-the-river scheme, with pondage, envisaging utilization of the waters of the Bichom and Tenga Rivers (both tributaries of the Kameng River) for generation of power. The detailed investigations for the project were sanctioned by the Government of India in 1968. The Central Water Commission (CWC) prepared the DPR for the project in 1982, based on the investigation of the erstwhile Central Water & Power Commission (CW&PC). The Government of India in 1985, decided to execute the project in the Central Sector through the Petitioner. Accordingly, the project parameters were studied by the Petitioner for review, and a fresh proposal considering the views of CEA/CWC and technical developments that had taken place during that time was submitted to CEA in September 1989.

3. The project was accorded Government of India approval for execution by the Petitioner at an estimated cost of Rs.2496.90 crore, which included IDC & FC of Rs.249.09 crore at March, 2004 Price Level (PL) and with a commissioning schedule of 5 years, from the date of Government sanction (i.e. by 31.12.2009). The sanction was conveyed by the Ministry of Power, GOI on 2.12.2004.

4. The Petitioner, in the petition, has submitted that the project was scheduled for commissioning in March 2018, but due to leakages observed in the Penstocks during the pre-commissioning stage, the commissioning activities of Units-I & II were temporarily suspended to facilitate the repair work of Penstocks I & II. The rectification of Penstock-I was completed in October, 2019. The Petitioner has also submitted that the first two units of the project have been commissioned and have been in commercial operation since 17.6.2020 and 1.7.2020 respectively. It has been added that the commissioning activities of the third and fourth units were in progress and the units were expected to be put into commercial operation during February 2021.

5. Accordingly, the Petitioner, in anticipation of declaring the station COD by 20.2.2021, had filed the present petition for determination of tariff of the project based on the capital expenditure projected to be incurred up to the anticipated COD (i.e. 20.2.2021), for the period from COD of the units, till 31.3.2024 as per the provisions of the Central Electricity Regulatory Commission (Terms and Conditions of Tariff) Regulations, 2019.

6. Thereafter, Units-III and IV of the project were declared under commercial operation on 22.1.2021 and 12.2.2021, respectively. Accordingly, the Petitioner filed an affidavit on 31.7.2021, revising the tariff filing forms, after serving copies on the Respondents.

Hearing dated 16.2.2023

7. During the hearing of the Petition on 16.2.2023, the learned counsel for the Petitioner submitted that it had filed a revised Petition, keeping in view that all the

four units of the generating station, had achieved commercial operation. Accordingly, the Commission adjourned the matter, after directing the Petitioner to file certain additional information and for the parties to complete their pleadings.

Hearing dated 14.7.2023

8. During the hearing on 14.7.2023, the learned counsel for the Petitioner, submitted that the Revised Cost Estimate (RCE), based on the completion cost of the project, is under preparation for submission to the appropriate authorities for vetting and approval. She, accordingly prayed, that the Petitioner may be granted liberty to amend the petition, after approval of the final RCE by the competent authority.

9. On a specific query by the Commission with regard to the completion cost of the project, the learned counsel for the Petitioner submitted that the final RCE is Rs 8208.09 crore, as on 12.2.2021 with a hard cost of Rs. 5460.65 crore, plus IDC & FC amounting to Rs.2747.44 crore. On a further query, as to the basis on which tariff is being recovered from the Respondent beneficiaries till date, the learned counsel for the Petitioner submitted that based on the decision in the 35th CC meeting of NERPC on 21.3.2018, a provisional tariff of Rs. 4/kWh is being recovered from the beneficiaries, subject to the final determination of tariff for the generating station by the Commission.

10. The submissions have been considered. Admittedly, in the present case, the final RCE based on the COD of the units has yet to be submitted by the Petitioner to the Central Government for vetting and approval. Keeping in view that there will be a revision in the capital cost of the generating station after approval of RCE by the Central Government, we find no reason to keep this petition pending. Hence, we

are inclined to dispose of this petition, with liberty to the Petitioner to approach the Commission with a fresh tariff petition, in respect of the generating station after approval of RCE by the Central Government. We direct accordingly.

11. We also direct that the provisional tariff of Rs 4/kWh, being recovered by the Petitioner based on the decision in the 35th CC meeting of NERPC dated 21.3.2018, shall continue to be in operation till the tariff of the generating station is determined based on the approved RCE. The filing fees deposited by the Petitioner shall be adjusted against the fresh petition to be filed in terms of the liberty granted above.

12. Petition No. 51/GT/2021 is disposed of in terms of the above.

Sd/-	*Sd/-*	*Sd/-*	*Sd/-*
(Pravas Kumar Singh)	**(Arun Goyal)**	**(I. S. Jha)**	**(Jishnu Barua)**
Member	**Member**	**Member**	**Chairperson**

ANNEXURE-VI

BACKGROUND NOTE ON TIME AND COST OVERRUN OF KAMENG HE PROJECT, ARUNACHAL PRADESH EXECUTED BY NEEPCO.

1.0 BACKGROUND

1.1 Kameng HE Project (4x150 MW) in Arunachal Pradesh was accorded Government of India approval for execution by NEEPCO Ltd at an estimated cost of Rs.2496.90 crore which included IDC & FC of Rs.249.09 crore March, 2004 Price Level (PL) and the commissioning schedule of 5 years from the date of Government sanction (i.e. by 31.12.2009). The sanction was conveyed by Ministry of Power vide letter no. 7/22/99-Hydel-I dated 02.12.2004. As per Investment approval, the funding of Kameng HEP was proposed with Debt: Equity ratio of 70:30 which works out as below:

Debt	:	Rs. 1747.83 Crore.
Equity	:	Rs. 749.07 Cr.

1.2 The Project involves construction of 69.0 M high concrete gravity Dam across Bichom river and 24.50 M high concrete gravity Dam across Tenga river and a surface Power house on the right bank of river Kameng housing 4 nos. of generating units of 150 MW each. Water from Bichom reservoir is led to Kimi Power House across Tenga River, with suitable arrangements to add the Tenga waters into the HRT during the lean period only. Water conductor system from Bichom to Kimi Power House comprised of 14.527 km long, 6.70m dia Modified Horse Shoe shaped concrete lined Head Race tunnel. The design energy of the project is 3353 MU at 95 % machine availability with firm power of 168.86 MW.

1.3 The works of Kameng HEP (600 MW) have been executed through seven major Contract packages viz. Civil, Hydro Mechanical and Electro Mechanical as per details given below:

Sl. No.	Name of Work	Agency	Date of agreement	Scheduled Completion Date
1	Package-I: Civil Works of Bichom Dam, River Diversion, Tunnel Intake and HRT up to 4400 M ± 500 M	M/s Patel Unity JV-Mumbai	08.12.04	02.03.09
2	Package-II: Civil Works of Tenga Dam, River Diversion, Tenga Intake and HRT From 4400 M To 11600 M ± 500 M.	M/s Patel Engineering Ltd., Mumbai	08.12.04	02.03.09
3	Package-III: Civil Works of Balance HRT up to 14477 M, Surge Shaft, Pressure Tunnels, Power House and Tail Race Tunnels	M/s Patel Engineering Ltd., Mumbai	08.12.04	02.03.09
4	Package-IV: Hydro-Mechanical Works	M/s OMIL JSC JV,	17.12.04	02.03.09

		Delhi		
5	Package-V: Electro-Mechanical Works of Power House	M/s BHEL, Delhi	03.12.04	02.06.09
6	Package-VI: 400 KV & 132 KV Switchyard	M/s Techno Electric & Engg Co, Kolkata	30.03.09	05.01.11
7	Package-VII: Supply of Transformer	M/s BHEL, Delhi	04.06.08	27.07.10

1.4 NEEPCO initially submitted RCE-I of the project at different price levels of Sept'08, Dec'10, Dec'11, Dec'14, Mar'15, Sept'18 and June'19 from time to time as detailed below. The RCEs at Dec'11 and Mar'15 price levels were cleared by CEA but could not reach the stage of final approval.

i) RCE (Sept 2008 PL) amounting to Rs.3253 Cr. including IDC was submitted to CEA on 17.02.2009 based on the revised quantities on account of design parameters. However, during the process of scrutiny of the estimate at CEA, the Package contractor, on expiry of the scheduled contract period of March 2009, have appealed for revision of rate(s) on the balance BOQ items of major hydraulic structures on account of design changes amongst others. Thereafter, NEEPCO requested CEA vide letter dated 17.08.2009 to kept scrutiny of RCE (Sept'08 PL) on hold until a decision on revision of rate are firmed up.

ii) RCE (Dec'2010 PL) amounting to Rs. 4048.01 Cr (including IDC of Rs. 579.46 Cr) was submitted to CEA on 19.03.2011. However, the RCE was returned by CEA on 18.07.2011 requesting NEEPCO to submit a consolidated/ comprehensive document incorporating all relevant chapters of approved hydrology / civil design / E&M design / associated drawings / cost estimate etc along with approval of RCE by the Board of Directors, NEEPCO for consideration.

iii) A comprehensive updated project report along with RCE (Dec'10 PL) amounting to Rs. 4809.59 Cr was submitted to CEA on 11.10.2011. The subject RCE includes provision for extra works, provision for arbitration or re-tendering in case of cancellation of the contract. In the meantime, Member (Hydro), CEA convened a meeting on 24.04.2012 in respect of RCE of Kameng HEP and after detailed deliberation it was concluded that NEEPCO would update the cost of Civil works and E&M works and frame the cost estimates at latest price level excluding the provisions for the unresolved issues with the contractors.

iv) In line with the minutes of meeting taken by Member (Hydro) on 24.04.12, NEEPCO on 16.05.2012 submitted the updated RCE (Dec'2011 PL) amounting to Rs.5139.00 Cr to CEA. The RCE was cleared by CEA on 11.12.13 for Rs 4653.95 Cr including IDC & FC of Rs. 1187.69 Cr. However, during the meeting held on 18.02.2015 chaired by JS(H), MoP, NEEPCO was directed to submit RCEs at the latest price level (Jan 15 or

Feb 15 PL) complying with MoF Guidelines that estimates shall be based on latest Price Level not more than 6(six) months old.

v) Subsequently, an updated RCE (Mar'2015 PL) was submitted to CEA on 23.07.2015 for Rs. 6568.64 Cr (including IDC & FC of Rs. 1468.48 Cr) in compliance of CWC letter dated 24.06.2015 and vetted by CEA for Rs. 6179.96 Cr on 18.03.2016.

vi) Several meetings were conducted at MoP on the vetted RCE. During the meeting chaired by Revised Cost Committee (RCC) on 26.10.2018, it was concluded that the RCE at March 2015 PL may not be acceptable to PIB and advised NEEPCO for submission of fresh RCE at latest price level. Accordingly, the RCE was again updated to Sept 2018 PL for Rs.5269.34 (excluding IDC & FC) and submitted to MoP and CEA on 30.11.18 and 07.12.2018 respectively. Necessary clarificatory along with supporting documents as sought by CWC/CEA were submitted time to time. However, CEA on 10.04.2019 has desired that the RCE shall be updated at latest Price level.

vii) Accordingly, the RCE was updated at June'2019 PL amounting to Rs.7927.34 Cr (including IDC&FC of Rs 2480.22 Cr) and submitted to CEA on 30.08.19. However, CEA returned the RCE on 24.01.2020.

viii) The BOD, NEEPCO in its 260th meeting held on 15th Sept'21 resolved to process RCE at completion cost upon commissioning of the project.

1.5 The last unit of the project was commissioned and under commercial operation since 12.02.2021. Accordingly, the RCE of Kameng HE Project is updated at Completed Cost (Feb'2021 PL) amounting to Rs.8404.47 Cr (including IDC&FC of Rs 2747.44 Cr) with cost overrun of Rs 5907.57 Cr and time overrun of 134.37 months.

2.0 ANALYSIS OF TIME OVERRUN.

Several issues faced which attributed to the delay in completion of the project as scheduled in detailed project report. The detail analysis of the time overrun has been discussed RCE, Volume 1.

The details are tabulated in the following table:

Sl. No.	Activities on Critical Path	Time Overrun (months)
1	Blockage of access road from Bichom colony to Adit-I on account of landslide, huge mass slide etc.	1.31
2	Delay in tunnel excavation at Face-I due to Blow out at Ch 422.60 m, Ch 584.48m, Ch 591.13m, Ch. 616.88m & Ch1337.00m of HRT Face-I & II	22.51
3	Additional time taken in tunnel excavation on account of changed in rock classification which also have cascading effect on concrete lining	31.63

4	Additional time taken for finalization of construction drawings on account of change in certain design parameters.	4.63
5	Flooding of Kameng HEP on account of cloud burst during Oct'2008	5.72
6	Rectification of Squeezing effect in different chainages of HRT Face-III.	24.26
7	Delay in Power House civil works due to Slope Failure	9.75
8	Restoration of Penstock-1	21.06
9	Restoration of Penstock-2	11.10
10	Additional time taken in commissioning activities on restart of works for Unit-3 & 4 after penstock restoration works.	2.40
	Total (Months)	**134.37**

3.0 ANALYSIS OF COST OVER RUN:

The cost overrun of the project has been carried out based on the approved cost by Cabinet Committee on Economic Affairs (CCEA) of Government of India at Mar, 2004 price level and completed cost as on Commercial Operation Date (COD).

The cost over run on completion of the project is shown below:

Sl. No	Particular	Approved Cost (Mar'04 PL)	RCE (Completed Cost)	Variation w.r.t. Approved cost
1	Hard Cost	2247.81 Cr.	5673.84 Cr	3426.03 Cr
2	IDC, FC	249.09Cr.	2747.44 Cr	2498.35 Cr
3	Less Infirm power	-	16.81 Cr	16.81 Cr
Total		**2496.90 Cr.**	**8404.47 Cr**	**5907.57 Cr**

Head wise sanctioned cost, RCE cost and cost variation thereon is given below:

(In Rs. Crore)

Heads	Sanctioned Cost at Mar'04 PL	Completion Cost at Feb'21 PL	Variation	% variation
I- Works				

A-Preliminary	15.58	32.89	17.31	111.13%
B-Land	5.12	44.50	39.38	769.16%
C-Works	453.08	983.80	530.72	117.14%
J-Power Plant Civil Works	687.60	1,869.53	1,181.93	171.89%
K-Building	69.94	84.70	14.76	21.10%
M-Plantation	1.70	0.56	-1.14	-66.97%
O-Miscellaneous	33.24	59.22	25.98	78.17%
P-Maintenance	14.31	42.94	28.63	200.09%
Q- Special T & P	2.17	3.83	1.66	76.37%
R- Communication	220.39	272.38	51.99	23.59%
X-Environment & Ecology	65.53	138.23	72.70	110.95%
Y-Lossess on stock	3.58	0.06	-3.52	-98.30%
Total of I- Works	1,572.23	3,532.66	1,960.43	124.69%
II Establishment	78.06	1,058.36	980.30	1255.82%
III- TOOLS & PLANTS 1 % of (I- works - B-land)	15.66	15.66	0.00	0.02%
IV- Suspense	-	-	-	-
V- Receipts & recoveries on capital account	-3.02	-6.69	-3.67	121.65%
Total of Direct Charges	1,662.93	4,599.98	2,937.05	176.62%
INDIRECT CHARGES				
(a) Capitalised values of Land Revenue 5% of the cost of cultural land	-	-	-	-
(b) Audit & Accounts Charges 1 % of (I-Works- B-Land)	15.66	15.66	-	0.00%
TOTAL OF INDIRECT CHARGES	15.66	15.66	-	0.00%
A. TOTAL OF CIVIL WORKS	**1,678.59**	**4,615.64**	**2,937.05**	**174.97%**
B. TOTAL OF EM WORKS	**569.22**	**1,058.19**	**488.97**	**85.90%**
TOTAL OF CIVIL & EM WORKS (A + B)	**2,247.81**	**5,673.83**	**3,426.02**	**152.42%**
IDC &FC	249.09	2,747.44	2,498.35	1002.99%
TOTAL COST	**2,496.90**	**8,421.28**	**5,924.38**	**237.27%**
Less Infirm Power		-16.81	-16.81	-
Total Completion Cost	**2,496.90**	**8,404.47**	**5,907.57**	**236.60%**

The breakup of cost overrun under variance head viz (PE, ERV,SLV, IDC & FC etc.) of Rs. 5907.57 crore is given as under:-

Sl.No	Description of cost overrun	Total (Rs Cr)	%age

1	Price Escalation	1145.52	19.39%
2	Change in Scope	3.49	0.06%
3	Under / Over provision	83.14	1.41%
4	Change in Design	305.07	5.16%
5	Additional requirement / New item/Addition/Deletion	1826.65	30.92%
6	Others Causes	-33.35	-0.56%
7	Statutory Levies (Service Tax, VAT, Cess, GST...)	62.47	1.06%
8	FERV	16.23	0.27%
9	IDC & FC	2498.35	42.29%
	Total	**5907.57**	**100.00%**

The head wise reasons of cost overrun are described in brief as below:

3.1 A - Preliminary: (Variation Rs.17.31 Cr.)

As per CCEA, the total cost approved under preliminary works is Rs. 15.58 Crs. This cost includes mainly the expenditure on survey & investigation, topographical survey works, geotechnical investigations, hydraulic model studies, preparation of DPR including preparation of construction drawings etc.

As on COD, the project has incurred Rs.32.89 Crs under this head and a sum of Rs 1.84 lakhs has been kept for balance work. This cost is increased mainly due to variation in cost due to under/over estimation which includes mainly the cost of topographical survey works, hydro-metrological works, hydraulic model studies, preparation of DPR and tender documents, consultancy charges and other miscellaneous expenditure etc. The actual amount incurred under this head is less than the limit according to CEA guidelines i.e 2 % of the "I – Works" of the project or as per actual expenditure, whichever is the least.

3.2 B- Land: (Variation Rs.39.38 Cr.)

The cost under this head covers acquisition of land, rehabilitation & resettlement including compensation for property, interest charges, Solatium charges, demarcation & measurement charges etc.

The CCEA approved cost under this head was Rs. 5.12 Crs. As on COD, the cost incurred due to land is Rs. 44.50 Crs. The major reasons for variation are highlighted as under;

a) The additional cost incurred due to the implementation of R & R plan as notified by Govt. of Arunachal Pradesh in terms of Environment Clearance approved by MOE&F, Govt. of India.

b) The additional cost is also attributed to appreciation in the cost of compensation determined by the Land Acquisition Officer, Government of Arunachal Pradesh over the original estimates.

c) In addition, other costs were incurred due to value of forest royalty, value of Building & other Immovable assets, Solatium charges for compulsory acquisition of land /Land Revenue to Government and cost of demarcation & measurement of land.

3.3 C-Works: (Civil & HM works Rs 547.64 Cr).

The project components under this head are Coffer Dam, Diversion Tunnel and Concrete Gravity Dam works. As per CCEA, the total cost of C-works was Rs. 453.07 Crs. The actual cost incurred as on date under C-works is Rs. 953.24 Crs. There is a provision of Rs 47.47 Crs against committed liabilities. Hence, total cost under this head stands at Rs 983.40 Crs.

i) **Price Escalation (Rs 190.16 Crs):** There is increase of Rs.**190.16** Cr. due to price escalation as per contract provision.

ii) **Scope / design change (Rs.63.06 Cr.):** The increase in cost is due to incorporation of new items like construction sluices (not included in DPR) and extra work due to change in design parameters of civil works. However, due to change in design parameters there is reduction in quantity of concrete items & excavation items w.r.t DPR in respect of Tenga Dam under Package-II work. The overall cost variation due to scope/design change is Rs.63.06 Crs.

iii) **Additional requirement (Rs. 362.99 Cr.):** The cost has increase due to incorporation of some additional items due to site requirement such as restoration works after flooding of Bichom Dam & Tenga Dam, cost towards transportation of quarry materials from Govt. Approved quarry, service tax, Dismantling and relocation of Batching Plant including associated components, Dismantling of Rope Way & Reimbursement of cost of design, manufacture, procurement mobilisation erection and commissioning of ropeway, Re-alignment of Access roads including protection works, Restoration of Temporary Causeway over Sudu Nallah, River diversion works including design, construction, maintenance, dismantling and disposal of cofferdams, temporary ring bunds including removal of slush/silt from the working area after floods, Construction of Colcrete Coffer Dam among others. Further, as per model studies, construction of Bichom plunge pool is necessitated for energy dissipation and river banks protection for which an amount of Rs 33.79 Crs has been provisioned including construction of temporary approach to work site. The overall cost in this additional requirement is Rs. 362.99 Crs.

iv) **Over / Inadequate Provision (-Rs.112.27Cr.):** The cost had decrease mainly due to less quoted price in compared to DPR rate by the Package -I contractor against some grades of concrete.

v) **Other causes (-Rs.4.44 Cr.):** The resultant negative variation has occurred due to the rebate offered by Package-I, II, III & IV contractor and quantity variation.

- Rebate offered by Package-I & II Contractor : 10%
- Rebate offered by Package-III Contractor : 13%
- Rebate offered by Package-IV Contractor : 0.5%.

vi) **Statutory Levies (Rs.31.91Cr.):** The increase in cost is due to payment towards service tax, Cess, GST etc.

vii) **Exchange Rate Variation (Rs 16.22 Cr):** The increase in cost is due to booking of expenditure towards the Arbitration award passed and published by Hon'ble Arbitral Tribunal Justice B.P Kataky (Retd.) dated 23.04.2017 against claim no 2 towards Foreign Exchange Variation in respect of Hydro-Mechanical works.

3.4 J-Power Plant: (Civil & HM works Rs 1165.35 Cr).

The project components under this head are Head Race Tunnel, Adits, Surge shaft, Pressure shaft, Powerhouse, Tail Race channel, Switchyard and HM works. The CCEA cost under this head was Rs. 687.60 Crs. The actual cost incurred as on date under J-works is Rs. 1828.64 Crs. There is a provision of Rs 23.28 Crs against committed liabilities.

i) **Price escalation (Rs.446.18 Cr.):** There is increase of Rs.442.76 Cr due to price escalation. The variation is due to escalation on quoted rates of J-Power Plant Civil Works as per escalation formula given in the contract agreements. The price escalation is worked out on quarterly based on WPI for labour, materials and POL etc

ii) **Scope / design change (Rs.252.74 Cr.):** There is increase cost due to changes in design parameters of project components like HPT Power House Dam etc there have been both positive and negative variations in the quantity/cost of items of works. Extra work like micro piling, flood protection walls, cladding wall in Powerhouse and the impact due to change in penstock profile from fully underground to partly underground and partly over ground, change of Tail Race System from Tail Race Tunnel to Open Channel under Package-III contract has also contributed in variation of cost. The total increase in cost under this is Rs. 252.74 Crs.

iii) **Additional Requirement (Rs.406.09 Cr.):** There is increase of Rs. 405.96 Cr due to encountering of poor rock during tunnel excavation. Due to poor geology, extra work items were executed to restore the damaged work fronts due to collapses/flooding/seepages and to take preventive measures such as advanced ground stabilization method, PU/micro fine cement grouting, etc. The increase in cost has also taken place due to the cost towards transportation of quarry materials, service tax & cost towards penstock restoration which was not envisaged during DPR stage.

iv) **Over / Inadequate Provision (-Rs. 17.43 Cr.):** The decrease in cost is mainly due to less quantity execution of certain BOQ items under Package I work due to change geological condition.

v) **Others (Rs.63.53 Cr):** Positive variation has occurred due to dewatering at HPT beyond BOQ quantity under package III.

viii) **Statutory Levies (Rs 33.89** Cr): The increase in cost is due to payment towards service tax, Cess, GST etc.

3.5 K-Building: (Variation Rs.14.76 Cr.)

The provisions under this head covers the Residential / Non-residential buildings Office buildings Testing laboratories Workshops Other Service Buildings Community Centre etc. that required during the construction phase and the operation and maintenance stage. The CCEA cost for this work was

Rs. 69.94 Crs. Actual cost incurred as on date is Rs. 72.87 Crs and there is a provisioned of Rs 10.0 Crs against committed liabilities and Rs 1.82 Crs for buildings to be constructed beyond COD. Hence, total cost under this head is Rs 84.70 Crs with cost overrun of Rs. 14.76 Crs.

The cost overrun have occurred due to the following:

i. **Price Escalation** (Rs. 8.18 Crs): There is increase in cost due to increase in the price index of labour and materials.

ii. **Additional Requirement** (Addition/Deletion) (Rs. 2.55 Crs): The increase in cost of buildings is primarily due to increase in Plinth Area rate of different residential & non-residential buildings, provision for more numbers of quarters are per actual requirement, inclusion of an Auditorium building, inclusion of some items which was not incorporated in the approved estimate, increase in cost of building as per tender quoted by the contractors etc. The total cost incurred under this head is Rs. 2.55 Crs.

iii. **Statutory Levies** (Rs 4.02 Crs): The increase in cost is due to payment towards service tax, Cess, GST etc which was not envisaged in DPR.

3.6 **M-Plantation (- Rs.1.14 Cr):** This head covers plantation program, garden, parks and lawns etc. The total cost provisioned in CCEA under this head was Rs. 170 Crs. As on COD, the total expenditure under this head is Rs. 0.56 Crs which is less than the CCEA approved cost and there is no provision for balance work. This negative variation has occurred due to variation of provision with the DPR against camp equipment shed and other misc expenses etc.

3.7 **O-Miscellaneous: (Variation Rs.25.98 Cr)**
The provisions under this head cover the capital cost & maintenance of Water supply Sewage disposal and drainage works, Recreation, Medical, Firefighting equipment, Inspection vehicles, School bus, pay van visit of dignitaries Welfare works etc.
Total cost provision kept under the head O-Miscellaneous in CCEA was Rs. 33.24 Crs. The expenditure under this head as on COD is Rs. 59.22 Crs. Hence, there is increase of Rs. 25.98 Crs from CCEA approved cost under this head. The main reasons are due to under estimation in approved cost estimate against the works- electrification for construction power, inspection vehicles, transit camp, water supply, electricity bills for colony and grant to school etc. and due to extended construction period of the project.

3.8 **P-Maintenance (Rs 28.63 Cr):** The maintenance of all the works during the execution of the project have are accounted under this head. There is a total positive variation of Rs.28.63 Cr due to increase in cost towards C-Works, J-Power Plant and K-Buildings.

3.9 **Q-Special Tools & Plant (Rs. 1.66 Cr):** This head deals with the special equipment needed for the project such as Drilling & Grouting equipment, Transport, Compaction, Electrical equipment, Construction Plant & Earth Moving equipment and other miscellaneous equipment. The increase in cost is due to purchase of equipment for construction of project approach roads of about 121 Km connecting three different work sites at Tenga, Bichom & Kimi.

3.10 R-Communication: (Variation Rs.51.99 Cr.)

The cost incurred for construction of main approach roads, quarry roads, temporary or permanent river crossing, bridges and helipad required for the project are considered under this head. The total cost provisioned for this head in CCEA was Rs. 220.39 Crs. The cost incurred as on COD is Rs. 246.62 Crs. In addition, there is a provision of Rs. 13.66 Crs for committed liabilities and Rs 12.09 Crs for balance works to be carried out beyond COD. Hence overall cost under R-Communication is Rs. 272.38 Crs. Total positive variation of Rs.51.99 Cr. has occurred. The basic reason is due to increase in cost during award of work to different agencies engaged in construction of approach roads to various work fronts and reconstruction of roads due to washed away of roads by monsoon flood and heavy rainfall, construction of project internal access roads, provision for construction of balance steel girder on Pinjori-Kimi road which is under verge of completion.

3.11 X- Environment & Ecology (Variation Rs. 72.69 Cr.): This head covers the cost incurred under the items like compensatory afforestation catchment area treatment reservoir rim treatment fisheries development environment monitoring etc. The CCEA clearance approved an amount of Rs. 65.54 Crs under this head. The expenditure under this head up to COD is Rs. 138.23 Crs which includes a sum of Rs 2.18 Crs for payment against committed liabilities. The overall cost under the head X-Environment and Ecology is Rs. 138.23 Crs. Thus, the total cost overrun is Rs. 72.69 Crs. The main reason for the cost overrun is due to increase in cost of CAT plan released to Govt. of Arunachal Pradesh as per their revised submission and provision for construction of Fish Hatchery at Bichom Dam colony as per Environment & Forest clearance stipulations etc.

3.12 Audit and Account: (Variation Nil.)

The CCEA approved an amount of Rs. 15.66 Crs under this head. As on COD, an amount of Rs. 15.66 Crs has been incurred under this head.

3.13 Establishment (Variation Rs. 980.30 Cr): The establishment expenditure is regulated by entitlement of officers and staff which includes pay revision, DA, annual increment & other staff benefits. At the time PIB/CCEA approval, it is stated that during execution of the project, a total number of 500 NEEPCO personnel are proposed to be engaged. Recruitment/creation of posts would depend on the progress of works. Accordingly, manpower for the project has been adequately strengthened in phased manner as per requirement. The average manpower deployed in the project since inception till COD is broadly within proposed manpower envisaged in PIB Memo. Nevertheless, the establishment cost has increased due to the following reasons:

(i) An expenditure of Rs.94.54 crore, prior to sanction (before zero date i.e. 02.12.2004) of the project was incurred; this cost has been booked under establishment expenses.

(ii) The project is spread over vast area. The Kimi Power House site is situated at a distance of about 71 Km from Bichom dam site and 45.42 KM from Tenga Dam site. Since all the above sites are separated by far distances, three establishments/ offices were set up at Bichom Dam

site, Tenga dam site and Kimi Power House site, with adequate manpower and infrastructures for effective monitoring.

(iii) The increase in salary and wage revision w.e.f 01.01.1997, 01.01.2007 and 01.01.2017. The financial impact due to revised pay, increase in DA & increment amounts to Rs 156.33 Cr.

(iv) The establishment cost includes the effect of increase of Dearness Allowance (DA) from Dec '2004 to Dec '2006, by 13.80 % before wage revision. It also includes increase in DA by 125% during period from Jan '2007 till Jan'2016 and by 17 % from June'16 till Feb'21, after wage revision.

(v) Annual increment given to the employees as per prevailing GOI policy have also attributed to the cost overrun in the establishment cost.

(vi) As per Accounting Policy of the Corporation, the Corporate Office Expenses i.e. expenditure which is incurred by the various offices of the Corporation located in Shillong, New Delhi, Kolkata and Guwahati are allocated to the commissioned projects and the projects under construction on the basis of Total Sales from the commissioned projects and Total Capital Outlay of the said projects under construction. Accordingly, Corporate expenditure in respect of Kameng H.E Project amounts to Rs 339.14 Cr.

Statement showing effect of increase in Establishment cost		
Sl.No	Components	Total (Rs. In Cr)
1.	Expenditures incurred on Stage-II activities	94.54
2.	Impact on wage revision in establishment cost	156.33
3.	Impact on Increment, DA in establishment cost	390.29
4.	Corporate Expenditures	339.14
	Total	**980.30**

Besides above, additional manpower was required during the time overrun period also.

The establishment expenditure is based on the actually deployed manpower required for the work and based on Govt. approved wage structures for the organisation and also include arrears paid due to wage revision etc. Since every project and its infrastructure requirements are site specific hence the expenses in this project on establishment get justified because of the circumstances explained above.

3.14 S-Electro-Mechanical Works (Variation Rs 488.97 Cr.):

The provisions under this head cover the Electro-Mechanical equipment for the power plant and associated substation. The CCEA approved cost under this head was Rs. 569.22 Crs. The expenditure incurred as on date is Rs. 1022.35 Crs. A sum of Rs 33.65 Crs has been provisioned for committed liabilities and Rs 2.19 Crs for balance works to be executed beyond COD. Hence the total cost under S-Power Plant & Electro-mechanical systems is Rs. 1058.19 Crs. There is an increase of Rs. 488.97 Crs from the CCEA approved cost. The

variation of the revised cost with respect to the CCEA Cost has been attributed to the following heads.

a) **Price Escalation (Rs 155.95 Cr):** Price escalation is on account of increase in Wholesale Price index and Consumer Price index during the period Mar 2004 PL to February 2021 PL. Price Escalation includes an amount of Rs.113.47 Crore in respect of Generating Plants & Equipment due to Price Variation as per contract.

b) **Change in Scope (Rs. 3.49 Cr):** The amount in change of scope is mostly attributable to the changes required during execution of the works viz. deletion of VSAT communication, execution of switchyard civil works under civil package.

c) **Inadequate provision (Rs. 127.25 Cr):** The amount in Inadequate provision is attributable mostly to the followings facts

(i) Higher capacity GTs (63 MVA instead of 60 MVA): Rs.22.39 Cr
(ii) Addition of reactor- Rs.7.28 Cr
(iii) Higher capacity Auto transformers 3 nos. 40 MVA 1-phase transformer instead of 1 no. 100/3 MVA, 3 phase transformer): Rs. 7.06 Cr
(iv) Change in SST from 1x10 MVA 3 phase Transformer to 2x3.15 MVA SSTs: Rs.3.75 Cr
(v) Communication system-Rs.6.65 Cr

d) **Change in Design (Rs. -10.73 Cr):** The amount in Change in design is mostly attributable to the following changes-

(i) Against 100 km of 33 kV Line to different S/S, 22 km 11 kV are constructed: Rs. -3.93 Cr
(ii) Against 30 km of LT Line, 3 km are executed/being: Rs. 2.63 Cr
(iii) Change in Control & Relay panel for 400 kV, 132 kV & 33 kV System Scada System: (Rs.- 9.04 Cr)

e) **Additional Requirement (Rs 220.11 Cr):** The amount in additional requirement is mainly attributed to the following-

(i) Consumption of electricity from 2007: Rs. 38.15 Cr
(ii) Additional requirements such as RGMO, Penstock rupture device- Rs.1.81 Cr
(iii) Extended Warranty and extended site establishment cost to BHEL: Rs.31.53 Cr
(iv) Preservation of Turbine-Generator Units and associated equipment w.e.f. Apr 18 till water availability for Penstock repairing (to BHEL) : Rs.5.67 Cr
(v) Site establishment charge of Switchyard Contractor: Rs.4.99 Cr
(vi) Extended Warranty for Switchyard equipment: Rs.6.75 Cr
(vii) Extended SCE insurance for Switchyard: Rs.0.61 Cr
(viii) Transmission expenses from Mar'18 till COD of first unit: Rs 124.42 Cr.

f) **Others (Rs 0.26 Cr):** Due to increase in consultancy charges.

g) **Statutory Levies (Rs. -7.36 Cr):** The amount in Statutory levis is mainly attributable to the following-

(i) The project falls under category of Mega Power Project. Payment of Excise Duties was exempted as per policy. However, ED against transformer packages were paid due to non-availability of appropriate certificate at the time of dispatch.

(ii) Payment of NPV (Rs.10.00 Crore) towards right of way for 132 kV Transmission Line from Balipara to Kameng plus 16% consultancy charge of POWERGRID: (+) Rs. 11.60 Cr

(iii) Forest Compensation for 33 KV line from Bichom to Tenga and Tenga to Khuppi: (+) Rs.1.46 Cr

3.15 Y – Losses on Stock:

CCEA approved cost under this head was Rs. 3.58 Crs. As on COD, expenditure incurred is Rs 6.07 Crs.

3.16 V – RECIEPTS AND RECOVERIES:

This head is meant to account for estimated recoveries by way of resale or transfer of temporary buildings and special T&P. Miscellaneous receipts like rent charges of buildings electricity charges etc. should also be accounted for under this head.

For Kameng HEP a cost of Rs. 302.37 lakhs were estimated and approved by CCEA. However, as on COD an amount of Rs 6.69 Crs has been booked under receipts and recoveries as per actual for the project.

3.17 IDC &FC:

As per the CCEA approved cost an amount of Rs. 249.09 Crs was allocated against soft cost that comprise mainly of IDC and FC. As per investment approval, total project cost was financed at a debt-equity ratio of 70:30.

As on COD, the actual expenditure incurred under this head is Rs. 2747.44 Crs for 194.37 months (in which there is time overrun of 134.37 months).

3.18 INCOME FROM SALE OF INFIRM POWER:

An amount of Rs 16.81 Crs has been booked as income from the sale of infirm power before declaration of COD. The same has been deducted from total cost of the project.

.....Φ.....

ANNEXURE - VII

NORTH EASTERN ELECTRIC POWER CORPORATION LTD

(A Government of India Enterprise)

नीपको
NEEPCO

KAMENG HE PROJECT
(4 x 150 MW)
ARUNACHAL PRADESH

REVISED COST ESTIMATE
(February, 2021 Price Level)

VOLUME-1

BACKGROUND NOTE ON TIME OVERRUN

Registered Office: Brooke Land Compound, Lower New Colony, Laitumkhrah, Post Box No.: 79, Shillong-793003

TABLE OF CONTENTS

Sl.No	Particulars	Page No.
1.	Background	1 - 4
2.	Analysis of Time Overrun	4
3.	Reasons for Time Overrun	5
4.	Delay in construction of access road from Bichom colony to Adit-I.	11
5.	Blow out at Ch 422.60m, Ch 584.48m, Ch591.13m, Ch616.88m & Ch1337.0 m.	11
6.	Additional time consumed in tunnel excavation on account of changed in rock classification	13 – 15
7.	Heavy ingress of underground water in HRT Face-VI	15 – 16
8.	Change in Design parameters	16 - 17
9.	Flooding of Kameng Project	17 - 18
10.	Rectification of squeezing effect	18 - 19
11.	Power House Slope failure	19 - 20
12.	Rectification of Penstocks	20 – 23
13.	Commissioning activities on restart of works for Unit-3 & 4	23
14.	*Appendix-1*	24 - 26
15.	*Appendix-1.A*	27 - 40
16.	*Appendix-1.B*	41 - 67
17.	*Appendix-1.C*	68 - 78
18.	*Appendix-1.D*	79 - 86
19.	*Appendix-1.E*	87 - 115
20.	*Appendix-1.F*	116 - 131
21.	*Appendix-1.G*	132 - 152
22.	*Appendix-2*	153 - 160
23.	*Appendix-3.1, 3.2*	161 - 165
24.	*Appendix-4*	166 - 179
25.	*Appendix-5*	180 – 183
26.	*Appendix-5.A*	184 – 189
27.	*Appendix-5.B*	190 – 195
28.	*Appendix-5.D*	196 – 201
29.	*Appendix-5.E*	202 – 207
30.	*Appendix-5.G*	208 – 213
31.	*Appendix-5.I*	214 – 219
32.	*Appendix-5.J*	220 – 231
33.	*Appendix-5.K*	232 – 241
34.	*Appendix-6.A*	242 – 252
35.	*Appendix-6.C*	253 - 256
36.	*Appendix-7.1, 7.2 & 7.3*	257 – 268
37.	*Appendix-8.1 & 8.2*	269 – 273

BACKGROUND NOTE ON TIME OVERRUN OF KAMENG HE PROJECT, ARUNACHAL PRADESH EXECUTED BY NEEPCO.

1.0 BACKGROUND

1.1 Kameng HE Project (4x150 MW) in Arunachal Pradesh was accorded Government of India approval for execution by NEEPCO Ltd at an estimated cost of Rs.2496.90 crore including IDC & FC of Rs.249.09 crore at March, 2004 Price Level (PL) and the commissioning schedule of 60 months from the date of Government sanction (i.e. by 31.12.2009). The sanction was conveyed by Ministry of Power vide letter no. 7/22/99-Hydel-I dated 02.12.2004. As per Investment approval, the funding pattern was proposed with Debt: Equity ratio of 70:30 as below:

Debt	:	Rs. 1747.83 Crore.
Equity	:	Rs. 749.07 Cr.

1.2 The Project involves construction of 69.0 M high concrete gravity Dam across Bichom river and 24.50 M high concrete gravity Dam across Tenga river and a surface Power house on the right bank of river Kameng housing 4 nos. of generating units of 150 MW each. Water from Bichom reservoir is led to Kimi Power House across Tenga River, with suitable arrangements to add the Tenga waters into the HRT during the lean period only. Water conductor system from Bichom to Kimi Power House comprised of 14.527 km long, 6.70m dia Modified Horse Shoe shaped concrete lined Head Race tunnel. The design energy of the project is 3353 MU at 95 % machine availability with firm power of 168.86 MW.

1.3 The main works of Kameng HEP (600 MW) have been executed through seven major Contract packages viz. Civil, Hydro Mechanical and Electro Mechanical as per details given below:

Sl. No.	Name of Work	Agency	Date of agreement	Scheduled Completion Date
1	Package-I: Civil Works of Bichom Dam, River Diversion, Tunnel Intake and HRT up to 4400 M ± 500 M	M/s Patel Unity JV-Mumbai	08.12.04	02.03.09
2	Package-II: Civil Works of Tenga Dam, River Diversion, Tenga Intake and HRT From 4400 M To 11600 M ± 500 M.	M/s Patel Engineering Ltd., Mumbai	08.12.04	02.03.09
3	Package-III: Civil Works of Balance HRT up to 14477 M, Surge Shaft, Pressure Tunnels, Power House and Tail Race Tunnels	M/s Patel Engineering Ltd., Mumbai	08.12.04	02.03.09
4	Package-IV: Hydro-Mechanical Works	M/s OMIL JSC JV, Delhi	17.12.04	02.03.09
5	Package-V: Electro-Mechanical Works of Power House	M/s BHEL, Delhi	03.12.04	02.06.09
6	Package-VI: 400 KV & 132 KV Switchyard	M/s Techno Electric & Engg Co, Kolkata	30.03.09	05.01.11
7	Package-VII: Supply of Transformer	M/s BHEL, Delhi	04.06.08	27.07.10

1.4 NEEPCO initially submitted RCE-I of the project at different price levels of Sept'08, Dec'10, Dec'11, Dec'14, Mar'15, Sept'18 and June'19 from time to time as detailed below. The RCEs at Dec'11 and Mar'15 price levels were cleared by CEA but could not reach the stage of final approval.

i) RCE (Sept 2008 PL) amounting to Rs.3253 Cr. including IDC was submitted to CEA on 17.02.2009 based on the revised quantities on account of design parameters. However, during the process of scrutiny of the estimate at CEA, the Package contractor, on expiry of the scheduled contract period of March 2009, have appealed for revision of rate(s) on the balance BOQ items of major hydraulic structures on account of design changes amongst others. Thereafter, NEEPCO requested CEA vide letter dated 17.08.2009 to kept scrutiny of RCE (Sept'08 PL) on hold until a decision on revision of rate are firmed up.

ii) RCE (Dec'2010 PL) amounting to Rs. 4048.01 Cr (including IDC of Rs. 579.46 Cr) was submitted to CEA on 19.03.2011. However, the RCE was returned by CEA on 18.07.2011 requesting NEEPCO to submit a consolidated/ comprehensive document incorporating all relevant chapters of approved hydrology / civil design / E&M design / associated drawings / cost estimate etc along with approval of RCE by the Board of Directors, NEEPCO for consideration.

iii) A comprehensive updated project report along with RCE (Dec'10 PL) amounting to Rs. 4809.59 Cr was submitted to CEA on 11.10.2011. The subject RCE includes provision for extra works, provision for arbitration or re-tendering in case of cancellation of the contract. In the meantime, Member (Hydro), CEA convened a meeting on 24.04.2012 in respect of RCE of Kameng HEP and after detailed deliberation it was concluded that NEEPCO would update the cost of Civil works and E&M works and frame the cost estimates at latest price level excluding the provisions for the unresolved issues with the contractors.

iv) In line with the minutes of meeting taken by Member (Hydro) on 24.04.12, NEEPCO on 16.05.2012 submitted the updated RCE (Dec'2011 PL) amounting to Rs.5139.00 Cr to CEA. The RCE was cleared by CEA on 11.12.13 for Rs 4653.95 Cr including IDC & FC of Rs. 1187.69 Cr. However, during the meeting held on 18.02.2015 chaired by JS(H), MoP, NEEPCO was directed to submit RCEs at the latest price level (Jan 15 or Feb 15 PL) complying with MoF Guidelines that estimates shall be based on latest Price Level not more than 6(six) months old.

v) Subsequently, an updated RCE (Mar'2015 PL) was submitted to CEA on 23.07.2015 for Rs. 6568.64 Cr (including IDC & FC of Rs. 1468.48 Cr) in compliance of CWC letter dated 24.06.2015 and vetted by CEA for Rs. 6179.96 Cr on 18.03.2016.

vi) Several meetings were conducted at MoP on the vetted RCE. During the meeting chaired by Revised Cost Committee (RCC) on 26.10.2018, it was concluded that the RCE at March 2015 PL may not be acceptable to PIB and advised NEEPCO for submission of fresh RCE at latest price level. Accordingly, the RCE was again updated to Sept 2018 PL for Rs.5269.34 (excluding IDC & FC) and submitted to MoP and CEA on 30.11.18 and 07.12.2018 respectively. Necessary clarificatory along with supporting documents as sought by CWC/CEA were submitted time to time. However, CEA on 10.04.2019 has desired that the RCE shall be updated at latest Price level.

vii) Accordingly, the RCE was updated at June'2019 PL amounting to Rs.7927.34 Cr (including IDC&FC of Rs 2480.22 Cr) and submitted to CEA on 30.08.19. However, CEA returned the RCE on 24.01.2020.

viii) The BOD, NEEPCO in its 260th meeting held on 15th Sept'21 resolved to process RCE at completion cost upon commissioning of the project.

1.5 The last unit of the project was commissioned and under commercial operation since 12.02.2021. Accordingly, the RCE of Kameng HE Project is updated at Completed Cost (Feb'2021 PL) amounting to Rs.8404.47 Cr (including IDC&FC of Rs 2747.44 Cr) with cost overrun of Rs 5907.57 Cr and time overrun of 134.37 months.

2.0 ANALYSIS OF TIME OVERRUN.

Date of approval	Sanctioned Construction Period	Original Commissioning Schedule
03.12.2004	60 months	02.12.2009

COD	Actual Construction Period	Time Overrun (Months)
Unit-1: 17.06.2020	03.12.2004 to 17.06.2020	126.58
Unit-2: 01.07.2020	03.12.2004 to 01.07.2020	127.04
Unit-3: 22.01.2021	03.12.2004 to 22.01.2021	133.78
Unit-4: 12.02.2021	03.12.2004 to 12.02.2021	134.37
Project: 12.02.2021	**194.37 months**	**134.37 months**

The approved construction program given in the DPR and the Bar chart showing the actual critical path of work are attached at **Appendix-1**.

2.1 Reasons for Time Overrun:

On receipt of investment approval, major Civil Packages were awarded during December, 2004 and works commenced accordingly as per the drawn up schedule. However, during execution of the project, various problems have been encountered leading to delay in commissioning of the project. The prominent hindrances are mentioned below:

- Poor geology in approach road to Adit-I, Head Race Tunnel (HRT), in High Pressure Tunnel (HPT) and in Power House site
- Changes in design parameters/change in scope,
- Devastating floods caused by cloud burst in the vicinity of the project on 27th -28th Oct 2008,
- Restoration of squeezing effect of HRT,
- Penstock repair works subsequent to detection of leakages, amongst others.

The reason for time overrun is mainly due to poor geology encountered in the 14.50 Km long Head Race Tunnel (HRT) which overshadowed other hindrances and delay in other work fronts.

Meanwhile, all major structures of the project viz., Dam, Water Conductor System, Power House Civil Works, HM Works, EM Works were completed by March 2018. However, during filling of the Water Conductor System, leakage was noticed in some joints of Penstocks I & II. Therefore, commissioning activities of Units were temporarily suspended to facilitate repairing work of Penstocks I & II.

The rectification works of leakages at Penstock-I & II took longer time than anticipated as many challenges viz. water seepage requiring extensive grouting, difficult working condition inside the penstock containing with smoke from welding/grinding etc. had to be overcome during the rectification works. Finally, the Pentock-1 was made ready in Dec 2019 and Penstock-2 in Dec 2020.

The main reasons for time overrun are summarized as under:

Sl. No.	Description	Start Date	End Date	Period of delay (months)	Net Delay (Months)	Remarks
1	**Geological hindrances during excavation of HRT**					
a	Blockage of access road from Bichom Colony to Adit-I on account of landslide, huge mass slide etc.	1-9-05	10-10-05	1.31	1.31	Copy of site visit report of Director-II (HPM), CEA during Sept'05 and NEEPCO's letter dtd. 15/10/05 to contractor enclosed at **Appendix-1.A.**
b	1st Blow out at Ch 422.60 m	12-1-07	23-8-07	7.36	7.36	Report of expert consultant & GSI alongwith approval copy enclosed at **Appendix-1.B**
c	2nd Blow out at Ch 584.48m	15-11-07	25-11-07	0.36	0.36	Copy of GSI report alongwith monthly progress report of Nov'17 enclosed at **Appendix-1.C**
d	3rd Blow out at Ch 591.13m	1-12-07	9-12-07	0.30	0.30	Copy of NEEPCO Geologist report alongwith

Sl. No.	Description	Start Date	End Date	Period of delay (months)	Net Delay (Months)	Remarks
						monthly progress report of Dec'07 enclosed at **Appendix-1.D**
e	4th Blow out at Ch. 616.88m	27-12-07	25-9-08	9.00	9.00	Site visit report of expert consultant alongwith approval copy enclosed at **Appendix-1.E**
f	5th Blow out at Ch1337.00m	27-7-10	9-1-11	5.49	5.49	Copy of GSI report alongwith approval copy enclosed at **Appendix-1.F**
g	Additional time taken in tunnel excavation on account of changed in rock classification which also have cascading effect on concrete lining			38.25	31.63	Tunnelling cycle as per contract agreement, a paper publication on tackling criticalities in HRT of Kameng published by IJSER along with construction methodology is enclosed at **Appendix-1.G**
2	Heavy ingress of underground water in Face-VI causing continuous loose fall resulting cavity formation at different chainage	17-2-07	12-4-07	1.81	0.00	Report of heavy ingress of water attached at **Appendix-2.** This overlapped with sl.no 1(b). **Hence, not considered.**
3	Additional time taken for finalization of construction drawings on account of change in certain design parameters.	9-11-06	8-11-07	11.99	4.63	Correspondences made with M/s PUJV for suspension of work & subsequent resumption of works are enclosed at **Appendix-3.1&**

Sl. No.	Description	Start Date	End Date	Period of delay (months)	Net Delay (Months)	Remarks
						3.2. The overlapping period with sl.no 1(b) not considered.
4	Flooding of Kameng HEP due to heavy rains during Oct'2008	26-10-08	17-4-09	5.72	5.72	Report of flash flood, newspaper cutting is attached at **Appendix-4.**
5	**Rectification of Squeezing effect in HRT before lining**					A Geotechnical report on squeezing zone in FACE-III attached at **Appendix-5.**
a	Re-mining Zone-1 (Ch 2676.25 m to 2712.25 m)	23-3-15	26-5-15	2.14	2.14	Approval copy along with hindrance register attached at **Appendix 5.A.**
b	Re-mining Zone-2 (Ch 2474.00 m to 2554.80 m)	10-4-15	31-8-15	4.73	3.23	Initial overlapped period with sl.no 5(a) not considered. Approval copy along with hindrance register attached at **Appendix-5.B.**
c	Re-mining Zone-3 (Ch 2226.17 m to 2263.62 m)	23-4-15	8-8-15	3.55	0.00	This overlapped with sl.no 5 (a) & (b). **Hence, not considered.**
d	Re-mining Zone-4 (Ch 2263.00 m to 2712.35 m)	19-5-15	21-9-15	4.14	3.88	Approval copy along with hindrance register attached at **Appendix-5.D.** Overlapping period **not considered.**

Sl. No.	Description	Start Date	End Date	Period of delay (months)	Net Delay (Months)	Remarks
e	Re-mining Zone-5(A)[Ch. 2842.08 m to 2832.0 m ; Ch. 2985.15 m to 3117.95 m LHS & Ch. 2807.0m to 2842.0 m; Ch. 2980.0 m to 3116.45 m RHS]	12-11-15	19-12-15	1.25	1.25	Approval copy along with hindrance register attached at **Appendix-5.E.**
f	Re-mining Zone-5(B) [Ch. 2712.75 m to 3260.25 m LHS; Ch. 2696.50 m to 3251.25 m RHS]	13-9-15	28-11-15	2.53	0.00	This overlapped with sl.no 5 (e). **Hence, not considered.**
g	Re-mining Zone-5(C) (Ch 2306.70 m to 2960.0 LHS & Ch. 2392.09 m to 2955.50 m RHS)	17-11-15	18-3-16	4.04	2.99	Approval copy along with hindrance register attached at **Appendix 5.G.** Overlapping period **not considered.**
h	Zone-6(A) [Ch. 3266.75 m to 3364.70 m; Ch. 3364.75 m to 3374.0 m LHS & Ch. 3264.25 m to 3272.25 m RHS]	20-7-15	27-9-15	2.30	0.00	This overlapped with sl.no 5 (b) (d) (f). **Hence, not considered.**
i	Re-mining Zone-6(B) [Ch. 3300.0 m to 3380.75 m RHS]	12-10-15	1-12-16	13.70	8.51	Approval copy along with hindrance register attached at **Appendix-5.I.** Overlapping period **not considered.**
j	Shear Zone rectification at Face-3 [Ch. 1372.85 m to Ch. 1409.00 mat LHS and from Ch 1369.00 m to Ch. 1409.00 m at RHS].	10-9-16	31-1-17	4.73	2.04	Approval copy along with hindrance register attached at **Appendix-5.J**
k	Rectification near junction point of Adit-2, Face-3 [Ch. 72.02 m to 152.00 m at LHS].	4-12-16	6-2-17	2.14	0.23	Approval copy along with hindrance register attached at **Appendix-5.K**

Sl. No.	Description	Start Date	End Date	Period of delay (months)	Net Delay (Months)	Remarks
6	**Power House Slope Failure**					
a	Crack formation at El. 263.00m berm triggered by unfavourable geological formation	25-11-06	24-1-07	2.00	2.00	A geotechnical note on slope stabilisation by GSI along with hindrance register attached enclosed at **Appendix-6.A**
b	Regradation work of northern slopes upto El. 248.00 m for stabilization of disturbed slopes	25-1-07	30-11-07	10.18	0.00	This overlapped with sl.no 1 (b) (c) (d). **Hence, not considered.**
c	Piling work for slope stabilization	28-11-08	8-12-09	12.35	7.75	Extract of NEEPCO's Board Meeting under Agenda no. 185.18 & 164.10 enclosed at **Appendix-6.C.** Overlapping period with Sl.No 1(e) & 4 are **not considered.**
7	a) Restoration of Penstock-1	30-3-18	30-12-19	21.06	21.06	A note on penstock restoration and a Geotechnical report on encountered rockmass in surface and underground penstocks along with CCIE-2 report enclosed at **Appendix-7.1, 7.2 and 7.3**
	b) Restoration of Penstock-2	30-3-18	02-12-20	32.16	11.10	

Sl. No.	Description	Start Date	End Date	Period of delay (months)	Net Delay (Months)	Remarks
8	a) Commissioning activities on restart of works for Unit-1 & 2	01-11-19	13-12-19	2.0	0.0	Overlapping period not considered.
	b) Commissioning activities on restart of works for Unit-3 & 4	28-11-20	12-02-21	2.40	2.40	Work Order dtd.19/09/18 for dismantling of MIV-1&3 and communication of Unit COD to MOP attached at **Appendix-8.1 & 8.2.**
				Net total delay (months)	**134.37**	

The delay due to change in geological conditions, local problems, etc. is difficult to quantify in terms of time overrun. Moreover, many hindrances in other fronts such as Bichom dam, Tenga Dam, HPT, construction of diversion tunnel, amongst others which had overlapped with the above stated hindrances are not considered to arrive net delay in time overrun of the project.

The above-mentioned hindrances have affected the critical activities of the project during their execution. The reasons responsible for delaying activities falling on critical path are being explained as under.

2.2 Delay in construction of access road from Bichom colony to Adit-I.

The approach road from Bichom colony to Adit-I is highly landslide prone area. Several instances of landslide, heavy rock fall etc, leading to road blocked have been observed due to poor geology. The project area is prone to very high rainfall during the monsoons that last from May to October, and flash floods have derailed construction works on several occasions. Due to which, it hampers the civil works of HRT Face-I & II. The time overrun on this account is considered as 1.31 months.



2.3 Blow out at Ch 422.60 m, Ch 584.48 m, Ch 591.13 m, Ch 616.88 m & Ch 1337.0 m.

The HRT passes through Precambrian meta-sedimentary rocks such as quartzite, phyllite, quartzite phyllite, gneiss, carbonaceous phyllite/schist/slate, and Gondowana formation rocks consisting of Quartzitic Sandstone, thinly laminated carbonaceous shale/siltstones with graphitic coaly bands. These highly folded, sheared, crushed and pulverized rocks posed several challenges such as Cavity formation, Blow out and Squeezing effects. Such cavities and chimneys were handled/negotiated with maximum care, with the help of multiple methodological tools such as Heading/Benching, use of probe holes, use of perforated MS pipe forepoles with microfine cement and Polyurethane grouting etc.

Major hindrances encountered due to poor geology leading to time overrun of the project are given below;

- Major blow outs in HRT Face-II and corresponding time taken for restoration.
  a) 1st Blow out occurred on Jan-07 at Ch 422.60m : 7 months
  b) 2nd Blow out occurred on Dec-07 at Ch 616.88 m : 9 months
  c) 3rd Blow out occurred on 27th July-10 at Ch. 1337m : 6 months



Fig-1: BLOW OUT AT CH 422 M &CH. 616.00 M OF FACE-II OF HRT

- Major changes in construction methodology and deployment of equipment. Post injection of PU/ cementitious materials as remedial measures and pre injection of PU/micro fine cement etc for advanced ground mass consolidation has become necessary.

The hindrances due to tackling the HRT blow out at different chainages had affected the project schedule by 22.51 months.

2.4 Additional time consumed in tunnel excavation on account of changed in rock classification.

Most stretches of the tunnel lies within the middle Himalayan tectonic zone where multiple thrust faults strike E-W to SW-NE that were past active forelands thrusts associated with subduction of the Indian plate beneath the Asian Plate. The Siwalik formation of the Himalayan Mountains extends to southern part of hill ranges along river Kameng. Therefore, open excavation and underground excavation are vulnerable to collapse. Despite all precautions and adequate measures taken, there have been slope failures in power house, collapses at different chainage along the HRT alignment. Considerable time was lost in taking preventive measures apart from additional time required for carrying out restoration works. The geology along the HRT alignment is extremely poor and mostly of Class-IV B. In this connection, it may be mentioned that Adit VI had to be abandoned due to huge ingress of water resulting formation of day light cavity. This unanticipated adverse geology has contributed to significant slowing down of progress of excavation. The additional time taken due to change in type of rock class along the HRT alignment during execution in compared to that envisaged during tender stage is shown below.

Total length of HRT		14470	m		
As per contract	Rock Classification type	I	II	III	IV
	Anticipated Avg. Progress/day (m)	6	5.5	2.5	2
	Original envisaged Rock classification (%)	29%	38%	22%	11%
	Original envisaged length (m)	4196.30	5498.60	3183.40	1591.70
	Original scheduled time (days)	699.38	999.75	1273.36	795.85
	Total original time envisaged (days)	3768.34			
	Original time envisaged (months)	123.55			
As per Actual	Actual Avg. progress per day (m)	0	5	3	1.65
	Actual rock encountered (%)	0%	1%	7%	92%
	Actual length (m)	0	144.7	1012.9	13312.4
	Actual time taken (days)	0	28.94	337.6333	8068.121
	Total Actual time (days)	8434.69			
	Total Actual time (months)	276.55			
Additional time required (months)		153.00			
Net additional time considering four working fronts (months)		38.25			

At the time of preparation of the Tender Documents, it was envisaged that only a small portion of the tunnel length would require Class-IV support for boring of the tunnel. However, during actual construction, the rock condition is found to be extremely poor throughout the tunnel that almost the entire boring had to be carried out by Class-IV supports, which not only increased the cost, but also consumed much more time than was originally expected.

In this regard, Geological reports and a paper published by the International Journal of Scientific & Engineering Research, Volume 5, Issue 9, September-2014 (ISSN 2229-5518) on the Criticalities encountered in Construction of 14.45 km long Head Race Tunnel of Kameng Hydro Electric Project (600MW) in Arunachal Pradesh, India may also be refer (https://www.ijser.org/researchpaper/Criticalities-encountered-in-Construction-of-HRT.pdf)





Total delay on this account is about 38.25 months. However, a net delay of 31.63 months has been considered excluding overlapped periods.

2.5 Heavy ingress of underground water in HRT Face-VI.

During boring of HRT from Face-VI, heavy ingress of water was encountered on 17th Feb.2007. Initially the rate of seepage water was about 1200-1500 ltr/min and rate of water volume has increased to a considerable one within days (in the order of 6000-6500 litr/min) and boring activity had to be suspended and additional dewatering arrangement had to be deployed. Though, there are two major water jets from the hole at the SPL, Seepage water was also flowing through other several drill holes. Seepage water has high iron content & also sand particles were coming out and finally deposited at the tunnel invert. Remedial measures had been taken up immediately, the rate of seepage water was considerably reduced and boring of tunnel resumed since 12th April 2007.

The face was continuously affected by heavy ingress of water since April'07 and the face advancement had to be slowed and finally P.U. grouting was done. This has reduced the ingress of water to almost nil facilitating further advancement. Ingress of seepage water caused major delay in the boring works and total time loss due to seepage in Face-VI was observed to be about 2 months. However, this hindrance is not considered for arriving net delay as it overlapped with other hindrances.



2.6 Additional time taken in Finalization of the revised design parameters of the major structures:

Certain design parameters of the project have undergone changes after the award of works as advised/ in consultation with CWC during the year 2006. Some of the major design changes are noted below. These design changes have resulted in variation in quantity w.r.t awarded work.

- Lowering of spillway crest level of Bichom Dam by 20 m and Tenga Dam by 2 m to minimize ingress of sediments into water conductor system and reduces damage to the turbine.
- The water conductor system from Surge shaft to Power house was originally designed as fully underground tunnels comprising of both horizontal and inclined tunnels. However, owing to the very poor rock structure in the Kimi area, the scheme had to be reviewed and re-designed, converting a part of the underground tunnel to buried penstock, to be constructed with Cut & Cover methodology, and other parts of inclined tunnels to vertical drop shafts of various lengths. Modification of Penstock profile was also adopted with provision of a Valve House with due approval of CWC.
- Change in Tail Race System from Tail Race Tunnel (TRT) to Tail Race Channel (TRC) for ease of construction.

On 12/01/2006, the Secretary, Power, GOI constituted committee comprising of Member (Hydro), CEA and Member (D&R), CWC to go into the details of changes made by NEEPCO in the features of the project during construction

stage and to make necessary recommendations. The changes agreed to are shifting of Bichom Site, shifting of Tenga Dam site, Change in layout of the HR Tunnel, shifting of Power House site and change of Pressure Tunnel from wholly underground to partly over ground. Further changes recommended by the committee were lowering of spillway crest level of Bichom Dam by 20m and spillway crest level of Tenga Dam by 2 m to minimize ingress of silt to the turbines. Civil works of Bichom dam were affected prior to finalization of the revised design parameters of the major structures w.e.f 09-11-06 to 08-11-07 resulting a delay of 11.99 months. However, a net delay of 4.63 months has been considered excluding overlapped periods.

2.7 Flooding of Kameng Project due to cloud burst in Oct'2008.

Incessant rainfall in the West Kameng District of Arunachal Pradesh w.e.f 26th October 2008 till 27th October 2008 coupled with flash flood created extensive damage to the Tenga Dam site, approaches to the working faces of HRT under Package-I and Package-II apart from disruption of communication at various locations of the main access road to Bichom Dam Complex. The recorded rainfall on 27th Oct'2008 was 180 mm resulting in highest ever discharge of 3000 cumec at Tenga Dam site.

The incessant rain that lashed the Bichom Valley in general and the Bichom dam Area in particular on 26th Oct'2008 continued for a period of 30 (thirty) hours. The storm which was recorded as high as 290 mm, caused swelling of river water level to 716.50 m at Dam site, resulting in highest discharge of 1574 cumec during the year. This heavy discharge accompanied with boulders and floating debris, severely affected the dam site and caused damaged to the left abutment of Bailey Bridge located at 250 m d/s of dam axis leading to development of crack in the abutment, besides eroding part of stone masonry portion of abutment. The flash flood had resulted in wash out of 3 m - 4 m of approach road on each bank.

The incessant rain coupled with flash flood created extensive damage to the hydraulic structure apart from inundation of construction equipment deployed in different major work fronts along with disruption in major approaches to the work site. Restoration work was under taken in the affected work sites and the same

was completed with resumption of main works in 6 (six) months and 8 (eight) months in respect of BDC and KPC.



1. Adit-I portal submerged with slush



2. Tenga Dam

Further, heavy rainfall during Sept'12, June'14, July'17 & June'18 which had severely damaged the approach roads to project sitesresulting in shortage of essential commodities, construction materials and consumables items, thereby affecting the progress of works. However, delay due to the stated heavy rainfalls are not considered while arriving the net delay as it had overlapped with other hindrances explained above.

A net delay of 5.72 months has been considered on this account and a report on flash flood supported with newspaper cutting as documents/evidence are enclosed.

2.8 Rectification of squeezing effect:

Few tunnel stretches of HRT Face-III had undergone squeezing effect below Spring level (SPL) after installation of rib support due to adverse geological conditions. The deformation and squeezing had been observed by placing MPBX at regular intervals. Due to squeezing, ISMB ribs had been displaced inwardly which necessitated remining at some stretches so that the minimum required diameter of HRT lining is achieved. Therefore, re-mining was carried out to achieve required tunnel dimensions and concrete lining thickness as per design technical parameters due to which it hampers the civil works of Head Race Tunnel which was on critical path. The re-mining activities were taken up in different chainage with total delay of 24.26 months as below:

Re-mining activities	Total delay (months)	Net Delay (months)
Re-mining Zone-1 (Ch 2676.25 m to 2712.25 m)	2.14	2.14
Re-mining Zone-2 (Ch 2474.00 m to 2554.80 m)	4.73	3.23
Re-mining Zone-3 (Ch 2226.17 m to 2263.62 m)	3.55	0.00
Re-mining Zone-4 (Ch 2263.00 m to 2712.35 m)	4.14	3.88
Re-mining Zone-5(A)[Ch. 2842.08 m to 2832.0 m ; Ch. 2985.15 m to 3117.95 m LHS & Ch. 2807.0m to 2842.0 m; Ch. 2980.0 m to 3116.45 m RHS]	1.25	1.25
Re-mining Zone-5(B) [Ch. 2712.75 m to 3260.25 m LHS; Ch. 2696.50 m to 3251.25 m RHS]	2.53	0.00
Re-mining Zone-5(C) (Ch 2306.70 m to 2960.0 LHS & Ch. 2392.09 m to 2955.50 m RHS)	4.04	2.99
Zone-6(A) [Ch. 3266.75 m to 3364.70 m; Ch. 3364.75 m to 3374.0 m LHS & Ch. 3264.25 m to 3272.25 m RHS]	2.30	0.00
Re-mining Zone-6(B) [Ch. 3300.0 m to 3380.75 m RHS]	13.70	8.51
Shear Zone rectification at Face-3 [Ch. 1372.85 m to Ch. 1409.00 mat LHS and from Ch 1369.00 m to Ch. 1409.00 m at RHS].	4.73	2.04
Rectification near junction point of Adit-2, Face-3 [Ch. 72.02 m to 152.00 m at LHS].	2.14	0.23

A net delay of 24.26 months has been considered against re-mining activities. A geological report along with supplementary work order copies are enclosed as a documents/evidence against the said re-mining activities.

2.9 Power House Slope failure:

Due to unstable character of the rock strata encountered in Power House area, power house has been planned as surface structure located in open excavated pit with stable slopes and berms from top to bottom and Tail race Tunnels have been redesigned as open channel. In spite of re-designing the excavation profile

with presumably stable slopes with berms at closer intervals, slope failures had occurred on several occasions at northern sides of Power House. Slope failures had resulted in hold up of power house excavation w.e.f November' 2006 and it has continued up to May'2007 and micro piling works at EL 248 m and at EL 237 m was carried out till December 2009 with a time loss of 44 months. The stabilization of excavation profile at northern and western sides of Power house has increased quantities of excavations and concreting as well as other protection items manifolds and necessitated deployment of additional equipment's for excavation, production, conveyance and placement of concrete in Power house.

A net delay of 9.75 months is considered on account of slope failure at Power House.



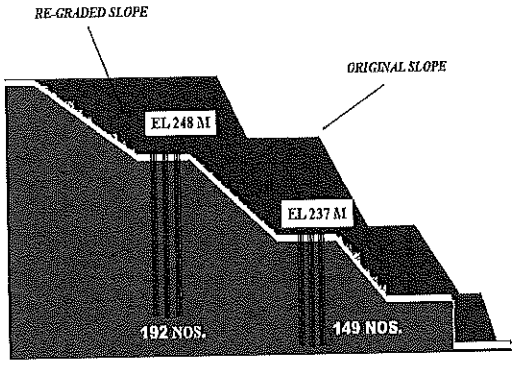

PHOTO-: Power House Slope failure

2.10 Rectification of Penstocks:

Construction of long tunnel with high rock cover and high-pressure tunnel/penstocks in young and tectonically disturbed Himalayan terrain was the most challenging task during construction of Kameng H.E Project. The criticalities encountered could not be predicted during investigation stage due to inaccessibility and high overburden of tunnel throughout the alignment for detail geo-technical investigation. Although the Central Mine Planning & Design Institute (CMPDI), Ranchi was assigned to develop a comprehensive geological model of the entire alignment of the tunnel during the pre-construction period but the same could not be carried out by CMPDI due to very difficult and remoteness of tunnel area. Hence, extremely tough terrain had affected the

geological investigation and sufficient geological information could not be gathered. Nevertheless, the tough and challenging task of tunneling in such poor and unfavourable geological formation was successfully completed for charging water in Feb'2018.

However, leakage was noticed in some joints of Penstocks-1&2 after test spinning of Unit # 1 & 2 on 08/03/18 and 10/03/18 respectively. Therefore, restorations were carried out as per the methodology suggested by the design consultant. The problem encountered in penstocks is unique and unprecedented in nature and scale. Major restoration works of penstock were necessitated in underground penstocks which cause to think that poor geology of the region has played a major role in creating the instant problem as elaborated below.

The overall rock condition in the Power House and upstream hill up to Surge Shaft where high pressure tunnel/penstock is located was found to be tectonically highly disturbed. Significant depth of overburden typically comprising coarse/fine colluvium material was encountered in open excavation of surface penstock portion. The overburden thickness above the vertical shafts 3 & 4 just upstream of powerhouse was observed to be 25 m comprising of RBM (River Borne Materials). Encountered rock in tunnel & surface excavation consisted of interbedded sand stones, carbonaceous shale and coal seams. Rock was found to be highly folded and jointed. In certain stretches, pulverized rock condition was also encountered due to proximity of main boundary thrust just south of powerhouse

Meanwhile, during tunnel excavation, frequent ingress of water was also encountered in the portion from Vertical Shaft- 2/3 to Power House in Gondwana formation marked by weak rock with coal bands. The huge ingress of water with very poor/crushed rockmass in vertical shafts/HPT tunnels delayed the activities like concreting and grouting after erection of penstock steel liner. A geotechnical report on encountered rockmass in surface and underground penstock during construction period is attached.

During penstock restorations, problem of seepage water was again encountered in underground portions. The soft infilling/ crushed rockmass got mixed with seepage water and gushed inside the penstock. This necessitated

grouting with micro-fine cement and Poly Urethane to facilitate welding for repairing of penstock. Significant volume of micro-fine cement was consumed with total of 586 MT & 525 MT in Penstock-1 & 2 respectively. Moreover, due to presence of underlying weak rock mass / pulverized rock/ coal bands with seepage water, large voids would have been created in the surrounding rockmass. Therefore, the complex geo-hydraulics of the area might have got some role in creating voids rapidly behind the steel liner where backfill and grouting with ordinary cement was done.

Further, the restoration of penstock was delayed due to presence of seepage water in highly jointed/crushed rockmass necessitating formulation of specific Welding Procedure Specifications (WPS). The presence of seepage water also led to repetition of welding activities in the same joints resulting prolongation of the restoration period.

Taking into consideration of the facts elaborated above, the main cause of failure of both the Penstocks and the additional time taken for restoration works might be attributable to the prevailing complex geo-hydraulics of the penstock area.



Photo:- Penstock restoration

Meanwhile, the Conciliation Committee of Independent Experts (CCIE-2) constituted in terms of MOP's OM dated 29th Dec'21 comprising of following members had also examined the cause of penstocks failure.

1. Ms. Rashmi Verma, Ex-Secretary (Truism) GOI
2. Shri Dhirendra Veer Singh, Ex-CMD, THDC (India) Ltd.
3. Shri Naveen Bhushan Gupta, Ex-Director (Finance), PFC Ltd.

The CCIE-2 concluded that the main cause of failure of both the Penstocks to be the encountered poor geology stating that due to subsidence of the underlying rock/pulverised rock/coal bands concrete around the liner would have dislodged and created large voids. The operative part of CCIE-2 report is attached at **Appendix-7.3**.

As elaborated above, the surrounding poor geological conditions in HPT area is unusual / unprecedented and cannot be ruled out in tectonically highly disturbed young Himalayan region.

A net delay of 21.06 months and 11.10 months have occurred under Penstock-1 and Penstock-2 respectively.

2.11 Commissioning activities on restart of works for Unit-3 & 4:

In order to facilitate penstock restoration works MIV Out let pipes of Unit-I & III along with all accessories, sub-systems, valves, Instruments etc were dismantled. After completion of penstock restoration works, the same were re-installed, tested and commissioned. Due to which, there was a delay of 2.40 months.

Conclusion:

Besides above, the Kameng H.E Project being located in very remote area faced many challenges during execution such as poor approach roads, non-availability of skilled manpower due to logistic problems, law & order problems etc. The hindrances encountered were successfully tackled by appropriate engineering with advice of technical experts from CEA/CWC/GSI etc and Panel of Experts constituted by NEEPCO comprising of retired officers from organizations like CWC, CEA, GSI, etc. The Corporation has strived hard to complete the project successfully by optimizing the cost and time despite facing several adversities. The delays suffered during the course of execution of the project leading to time overrun of 134.37 months are beyond the control of the Corporation.

.....End.....

APPENDIX-1.

BAR CHART / CONSTRUCTION PROGRAMME

Kameng HEP Original Schedule

CONSTRUCTION PROGRAM OF 4x150 MW KAMENG HEP, NEEPCO

25-Sep-19 16:39

Activity ID	Activity Name	Start	Finish
	Kameng HEP Original Schedule	02-Dec-04	01-Dec-09
A0010	CEA Clearance	02-Dec-04	
	Support Works	02-Dec-04	31-May-05
A1000	Support Works	02-Dec-04	31-May-05
	NIT/Award of the packages	02-Dec-04	31-May-05
A2010	NIT / Award of Package - I	02-Dec-04	31-May-05
A2020	NIT / Award of Package II	02-Dec-04	31-May-05
A2030	NIT / Award of Package III	02-Dec-04	31-May-05
A2040	NIT / Award of Package IV	02-Dec-04	31-May-05
A2050	NIT / Award of Package V	02-Dec-04	31-May-05
A2060	NIT / Award of Package -VI	02-Dec-04	31-May-05
A2070	NIT / Award of Package VII	02-Dec-04	31-May-05
	Construction of Diversion Works (Bic	02-Dec-04	01-Dec-05
A3010	Construction of Diversion Tunnel	02-Dec-04	01-Dec-05
	Construction of Bichom Dam	02-Dec-05	31-May-09
A4010	Dam Excavation Works	02-Dec-05	01-Dec-08
A4020	Concreting of Bichom Dam	02-Mar-06	31-May-09
	Construction of Power Intake	02-Mar-06	28-Feb-08
A5010	Construction of Intake Structure	02-Mar-06	28-Feb-08
	Construction of Adits & HRT Incl. Bo	01-Jun-05	31-May-09
A6010	Adit Construction	01-Jun-05	01-Dec-05
A6020	Boring of HRT	02-Dec-05	01-Dec-08
A6030	Concrete Lining of HRT	02-Jul-07	01-Mar-09
A6040	Plugging of Adits	02-Mar-09	31-May-09
	Construction of Diversion Works for	01-Jun-05	31-May-06
A7010	Diversion Works	01-Jun-05	31-May-06
	Construction of Tenga Dam	01-Jun-06	01-Dec-07
A8010	Dam Excavation Works	01-Jun-06	01-Dec-06
A8020	Dam Construction Works	01-Sep-06	01-Dec-07
	Construction of Surge Shaft	02-Dec-07	31-Aug-09
A9010	Surge Shaft Boring and Concrete Linin	02-Dec-07	31-Aug-09
	Construction of Pressure Tunnel (Bor	01-Jun-05	01-Mar-08
A9020	HPT Boring	01-Jun-05	01-Mar-08
	Penstocks incl. Design Supply Fabric	02-Dec-05	31-May-09
A9030	Penstock Works	02-Dec-05	31-May-09
	Hydro Mechanical Works incl. Design	01-Jun-05	31-Aug-09
A9040	Hydro Mechanical Works	01-Jun-05	31-Aug-09
	Power House	01-Jun-05	31-Aug-09
	Power House Civil Works	01-Jun-05	31-Aug-09
A9050	Power House Civil Works	01-Jun-05	31-Aug-09
	Power House EM Works	01-Jun-05	31-May-09
A9060	Power House EM Works	01-Jun-05	31-May-09
	Switchyard Supply, Construction & E	02-Dec-05	01-Dec-08
A9070	SY Supply, Construction & Erection	02-Dec-05	01-Dec-08
	Trial Run & Commissioning	01-Jun-09	01-Dec-09
A9080	Trial Run & Commissioning	01-Jun-09	01-Dec-09
A9090	Commercial Operation Date		01-Dec-09



Actual Work | Critical Remaining Work | Summary
Remaining Work | Milestone

Page 1 of 1

TASK filter: All Activities

© Oracle Corporation

~ 183 ~

BARCHART SHOWING DELAY (PACKAGE WISE) OF KAMENG HE PROJECT EXECUTED BY NEEPCO

Sl. No.	Description	Start Date	End Date	Period of delay (months)	Net Delay (Months)
I	KAMENG HEP				
a)	As per CCEA	3-12-04	2-12-09	60.00	
b)	Actual project commissioning	3-12-04	12-2-21	194.37	
c)	Total Delay			134.37	
II	BREAK UP OF DELAYED TIME PACKAGE-I				
1	Geological hindrances during excavation of HRT				
a)	Delay in construction of access road from Bichorn colony to Adit-I due to poor geology, landslip, rockfall etc.	1-9-05	10-10-05	1.31	1.31
b)	1st Blow out at Ch 422.60 m	12-1-07	23-8-07	7.36	7.36
c)	2nd Blow out at Ch 584.48 m	15-11-07	25-11-07	0.36	0.36
d)	3rd Blow out at Ch 591.13 m	1-12-07	9-12-07	0.30	0.30
e)	4th Blow out at Ch. 616.88 m	27-12-07	25-9-08	9.00	9.00
f)	5th Blow out at Ch.1337.00 m	27-7-10	9-1-11	5.49	5.49
g)	Slow progress in tunnel excavation on account of changed in rock classification which also have cascading effect on concrete lining	25-3-08	21-3-18	38.25	31.63
2	Finalization of the revised design parameters of the major structures.	9-11-06	8-11-07	11.99	4.63
3	Flooding of Kameng HEP due to heavy rains during Oct'2008	26-10-08	17-4-09	5.72	5.72
III	BREAK UP OF DELAYED TIME PACKAGE-II				
1	Heavy ingress of underground water in Face-VI causing continuous loose fall resulting cavity formation at different chainage	17-2-07	12-4-07	1.81	0.00
2	Rectification of Squeezing effect in HRT before lining				
a)	Re-mining Zone-1	23-3-15	26-5-15	2.14	2.14
b)	Re-mining Zone-2	10-4-15	31-8-15	4.73	3.23
c)	Re-mining Zone-3	23-4-15	8-8-15	3.55	0.00
d)	Re-mining Zone-4	19-5-15	21-9-15	4.14	3.88
e)	Re-mining Zone-5(A)	12-11-15	19-12-15	1.25	1.25
f)	Re-mining Zone-5(B) [L/S Ch. 3260.75 m to 3099.9 m]	13-9-15	28-11-15	2.53	0.00
g)	Re-mining Zone-5(C)	17-11-15	18-3-16	4.04	2.99
h)	Re-mining Zone-6(A)	20-7-15	27-9-15	2.30	0.00
i)	Re-mining Zone-6(B)	12-10-15	1-12-16	13.70	8.51
j)	Shear Zone rectification at Face-3	10-9-16	31-1-17	4.73	2.04
k)	Rectification near junction point of Adit-2, Face-3	4-12-16	6-2-17	2.14	0.23
IV	BREAK UP OF DELAYED TIME PACKAGE-III				
	Power House Slope failure				
1	Suspension of excavation work due to crack formation at El. 263.00m berm triggered by unfavourable geological formation	25-11-06	24-1-07	2.00	2.00
2	Regradation work of northern slopes upto El. 248.00m for stabilization of disturbed slopes	25-1-07	30-11-07	10.18	0.00
3	Piling work for slope stabilization	28-11-08	8-12-09	12.35	7.75
V	BREAK UP OF DELAYED TIME PACKAGE-IV (HM Works)				
a)	Delay of HM works due to non-availability of Civil Fronts	4-12-09	28-2-18		
b)	Rectification of Penstock-1 due to leakage observed during test spining	30-3-18	30-12-19	21.06	21.05
c)	Rectification of Penstock-2 due to leakage observed during test spining	30-3-18	2-12-20	32.16	11.10
VI	BREAK UP OF DELAYED TIME PACKAGE-V to VII (EM Works)				
a)	Delay of EM works due to non-availability of Civil Fronts	4-12-09	30-12-19		
b)	Commissioning activities on restart of works for Unit-1 & 2	11-11-19	17-1-20	2.23	0.00
c)	Commissioning activities on restart of works for Unit-3 & 4	2-12-20	12-2-21	2.40	2.40
					134.37

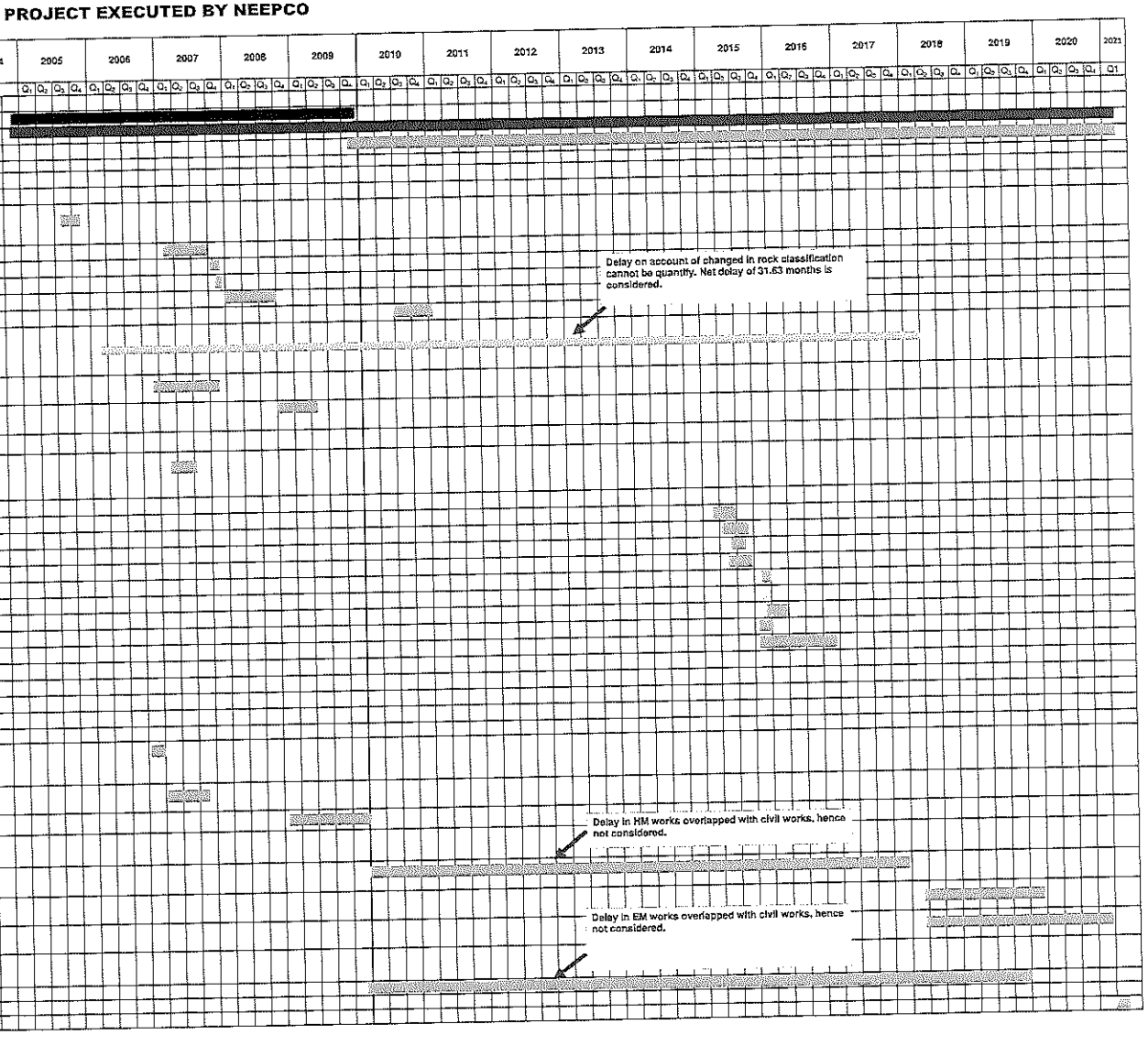

Note:-
1. Overlapping period are not considered.
2. The delay due to change in geological conditions, local problems etc. is difficult to quantify in terms of time overrun.

APPENDIX-1.A.

BLOCKAGE OF ACCESS ROAD FROM BICHOM COLONY TO ADIT-I

Reminder

No. 7/2/2001 Hydel I
Government of India
Ministry of Power
******

Shram Shakti Bhavan, Rafi Marg
New Delhi, dated the 13th October, 2005

To

1. CMD, NEEPCO, Shillong
2. Chairperson, CEA, New Delhi
3. Chairman, CWC, New Delhi

Sub: Site visit to Kameng HEP (600 MW) in Arunachal Pradesh by Lt. S.N. Sareen, Director-I(HPM) from 2nd September, 2005 to 4th September, 2005 - tour report - reg

Sir,

I am directed to invite your kind attention to this Ministry's letter of even number dated 20th September, 2005 on the above subject and to request that a report on the observations/assessment may please be sent to this Ministry immediately

Thanking you,

Yours faithfully

(Mehar Chand Jhamb)
Under Secretary to the Govt. of India
Tele. 2332 4357

Copy to: 1) [illegible]
2) [illegible]

No.7/22/99 H.I

GOVERNMENT OF INDIA

MINISTRY OF POWER

NEW DELHI

To

1. Chairman & Managing Director, NHPC Ltd, Faridabad
2. Chairperson, CEA, New Delhi
3. Chairman, Central Water Commission, New Delhi

Subject: Site visit to Kameng HEP (600MW) in Arunachal Pradesh by Sh S.N. Sareen, Director II(HPM) from [illegible] September [illegible] September,2005 - tour report - reg

Sir,

I am directed send herewith a copy of site visit report on Kameng HEP (600MW) submitted by Shri S.N. Sareen, Director (HPA),CEA and to request that a report on the observations/assessment may please be sent to this Ministry immediately

Thanking you

Yours faithfully,

(Mohan Chand Jhanda)
Under Secretary to the Government of India
Tel 23324357

Government of India
Central Electricity Authority
(Hydro Projects Monitoring Division)
Sewa Bhavan, R.K. Puram New Delhi-110066

Subject: **Site visit to Kameng HE Project (4x150 MW), Ar. Pradesh by Er. S.S. Sareen, Director-II (HPM) from 2nd Sept to 4th Sept 2005 - tour report reg.**

The undersigned has visited the ongoing Kameng HE Project from 2nd September to 4th September, 2005 for site review of status of various components of the Project. The current status of works alongwith observations/assessment made is covered in the enclosed tour report for kind perusal please.

The highlights of the assessment/critical areas are summarized as below:

i) The project works have taken the initial start with all the Main Civil works Packages, E&M works Package, and Hydro Mechanical works Package awarded promptly i.e within one day of the CCEA approval/ Investment decision accorded on 02.12.2004.

ii) However, the physical start of work has initial delays. Main Civil Works Contractor has arrived late at site and only partly mobilized resulting in slow pace of works.

iii) It was noticed that all the main civil works, divided into 3 contract packages, have been awarded to a single Contractor i.e M/s Patel Engg. Mumbai.

iv) As per the present progress of works, 6.7 m dia x 14.5 km long Head Race Tunnel is the Most Critical Activity of the Project. Only various adits (four nos.) works are in progress, rate of progress on which is very slow and so their completion is considerably delayed.

v) Presently, main civil works are being done in one/two shifts a day. These shall have to be done in three shifts with round the clock work.

vi) There is review of the conceptual design of the Pressure Shaft by NEEPCO as instead of original design of two pressure tunnels, a single larger diameter pressure shaft with butterfly valve is being considered partly surface and partly embedded which would bifurcate in lower reach and each bifurcated pressure shaft will further bifurcate into penstocks to feed water to four generating units located in the Power House. In the above modified arrangement, all the four Main Inlet Valves (Spherical Valves) of the turbines would need to be in-position for commissioning of the first generating unit. Further, in case of any major post commissioning problem in any of the main inlet valve, the entire power station would need to be shut down. The original design of two pressure tunnels has inherent advantages in this regard. This is a major change from the TEC and CEA's approval for such major change needs to be obtained. The HPI works are targeted for completion by April, 2009.

vii) The project authorities have targetted commissioning of four generating units as under:

Unit-I	September, 2009
Unit-II	October, 2009
Unit-III	November, 2009
Unit-IV	November, 2009

However, due to initial delays, the time reduction of 6 months available to project completion vis à vis contractual completion time has already been wiped out. The Project Authorities have rescheduled various activities and squeezed the time frame to retrieve the time lost. However, this requires concerted efforts both by Project Authorities and Main Works Contractors.

Encl: As above

(S.N. SAREEN)
Director-II (HPM)

Shri A.K. Kutty, Joint Secretary (Hydro), M/o Power
No. 12/6/2005/HPM/ [illegible] Dated: 13th Sept. 2005

Copy for information and further necessary action to:

i) Chairman-cum-Managing Director, NEEPCO Ltd., Lower New Colony, Brookland Compound, Shillong-793003.
ii) Shri P.K. Deka, ED(Projects), NEEPCO Ltd., NEEPCO Bhavan, Senduri Ali, R.G. Baruah Road, Guwahati.

(S.N. SAREEN)
Director-II (HPM)

TOUR REPORT OF THE VISIT OF Er. S.N. SAREEN, DIRECTOR, HPM, CEA, TO KAMENG HE PROJECT (4x150 MW), ARUNACHAL PRADESH, NEEPCO FROM 2nd SEPT. TO 4th SEPT. 2005 FOR SITE REVIEW OF STATUS OF WORKS.

The undersigned has visited Kameng Hydro Electric Project (4x150 MW), a run of river scheme from 2nd to 4th September, 2005 for site review of status of work of various components of the project. All the component sites of the project are approachable via Balipara, which is 78 Km from Tezpur (which is 175 Km from Guwahati). The salient features of the project, status of various works and the assessment including critical areas of works are discussed below.

2. **Salient Features of the Project:** The project comprises of following main components

(i) **Bichom Dam:** 75 M high, 230 M long, concrete gravity dam across river Bichom with live storage of 4.32 M cum with FRL as EL 770 M & MDDL as EL 766 M, catchment area 2277 Sq km, design flood 9434 cumecs, having 6 radial gates of size 12 m x 15 m

(ii) **Tenga Dam:** 27 M high, 85 M long, concrete gravity dam across river Tenga with live storage of 0.32 M cum with FRL as EL 770 M & MDDL EL 765 M, catchment area 1019 Sq Km, design flood 2438 cumecs, having 2 radial gates of size 14m x 12 m.

(iii) **(a) Head Race Tunnel:** 6.7 M Dia, 14.5 Km long concrete lined, Horse shoe shaped having design velocity of 4m/sec, and invert level at Bichom asl EL 750 M.
(b) Adits for HRT:

Adit-I : 6.5 M wide x 6 M high x **125 M long for 4400 m length of HRT.**
Adit-II : 6.5m wide x 6 m high x **378.M long for 5000 m length of HRT.**
Adit-III : 6.5m wide x 6 m high x **270 M long for 2200 m length of HRT**
Adit-IV : 6.0m wide x 6 m high x **406 M** long for **2911 m length of HRT,**
and **46 m length of High Pressure Tunnel** (Pressure Shaft)

(iv) **Surge Shaft:** 14m dia x (with 25 m dia Upper expansion chamber), 49 m high, located at end of HRT.

(v) **High Pressure Tunnel (HPT)/Penstocks:** Underground, 2 nos. x 4.00 m dia steel lined, 3264 M long bifurcating into 2 nos. each of 2.80 m dia to feed 4 units of 150 MW (Design being reviewed to single penstock partly underground partly surface, bifurcating into 4.0 m dia and subsequently further bifurcating near power house to suitable dia each, to feed four units.

Adit-V: For approach to top of HPT
Adit-VI: 7.30 M wide x 6.40 M high, 360 M long for 3264 M long HPT.

(vi) **Power House:** Located on right bank of river Kameng, semi underground (size 109.0M x 20.00 M), having 4 nos. vertical Francis Turbine driven generating units with Gross Head of 536 M

(vii) **Firm Power:** 163 MW
Annual Energy Generation: 359.3 MU
Cost of generation : 1.23 Paisa/unit

3. **Status of Award of Main Contracts:**

(i) **Package-I Works (Civil works for Bichom Dam, River Diversion, Bichom Intake and Part HRT – 4.4 Km long):** Works awarded to M/s Patel Engg., Mumbai on 03.12.2004 at contract cost of Rs. 143.81 Crores with **51 months time for completion of works**. Detailed work order was issued on 8.12.2004.

(ii) **Package-II Works (Civil works of Tenga Dam, River Diversion, Tenga Intake, and part HRT 7.2 Km long)** - Works awarded to M/s Patel Engg., Mumbai on 03.12.2004 at contract cost of Rs. 116.40 Crores with **51 months time for completion of works.**

(iii) **Package-III works (Civil works of part HRT – 2.911 Km, Surge Shaft, High Pressure Tunnel (Penstocks), Power House, and Tail Race Tunnel/Channel** Works' awarded to M/s Patel Engg. Mumbai on 03.12.2004 at contract cost of **Rs. 131.68 Crores with 51 months time for completion of works.**

(iv) **Package-IV works (Penstock steel liner/HM works)** - Works awarded to M/s Om Metals & JSC – JV, New Delhi on 03.12.2004 at contract cost of Rs.236.14 crores with **48 months time for completion of works.** Detailed work order was issued on 17.12.2004.

(v) **Package-V** (Electro-Mech Equpts) - Works awarded to M/s BHEL, New Delhi on 03.12.2004 at contract cost of Rs.241.40 crores with **54 months time for completion** including erection, testing & commissioning of generating units.

(vi) **400 KV & 132 KV switchyards:** NIT floated on 05.08.2005 and tenders are due for opening in October, 2005.

(vii) **Main step-up transformers & other transformers:** NIT floated on 29.08.2005. Tenders are due for opening in October, 2005.

(viii) **Consultants:** M/s SMEC, Australia, appointed as consultant on 17.12.2004 for design and engg. services.

4. **Current status of works:** The current status of main works are as under:

4.1 **Coffer Dam/River Diversion & Main Bichom Dam:**

No Diversion Tunnels are envisaged. Only coffer dam will be built centrally in the river for diversion of water in two stages for construction of dam in corresponding two stages.

(i) **Coffer Dam/River Diversion:** Work has not commenced. The first stage coffer dam/river diversion work has been programmed to commence from October, 2005 and completion by December, 2005, with 2nd phase coffer dam start by October, 2006 & completion by December, 2006. **The progress of these activities will need to be closely watched.**

(ii) **Main Bichom Dam:** It is the Main Dam of Kameng HEP to meet the larger part of water requirement for power generation.

(a) **Excavation:** The work has started w.e.f. 02.07.2005

Total quantity of works	About 2.00 lakh M^3 (100%)
Excavation done till 31.08.2005	0.19 lakh M^3 (9.5%)

(b) **Concreting:**

Total quantity of works :	2.61 lakh M^3 (100%)

North Eastern Electric Power Corporation New Delhi

The concreting work is yet to commence. The overall work of the dam have been scheduled for completion by **February, 2009.**

(iii) No desilting chambers have been envisaged at the outlet of the intake structures at Bichom Dam as the water is stated to be quite silt free. Project Authorities may review the matter from the angle of monsoon flood situations/long term angle.

Assessment: There was delay in start of works due to late arrival of Contractor at site, slow & only part mobilization by Contractor particularly the construction machinery and construction power, and slow pace of works. The adequate construction equipment including Batching Plant, Tower cranes etc would need to be mobilized early and works would need to be accelerated to retrieve the time lost, so as to avoid any criticality on this item.

4.2 River Diversion & Tenga Dam:

This is a much smaller dam and would be supplying supplementary water need during lean season (winter) as informed by Project Engineers. The work has not yet commenced. As per revised programme, the work will start in Oct 2005 with targeted completion by **April, 2008.**

Assessment: The delay in starting works is owing to slow and inadequate mobilization by contractor. The Project Authorities would need to ensure that contractor should mobilize fully without further loss of time and works should be accomplished in time.

4.3 Main Head Race Tunnel (HRT) and its Adit:

There are 4 adits (Adit-I in package-I works, Adit-II, Adit III in package-II works & Adit-IV in package-III works) which are needed for approach to HRT excavation. At this stage, the work of approach road to above Adits and Adit excavation works are in progress as under:

(i) **Adit-I** (6.5m wide x 6.0m high x **125 m long**)
Only approach road works to above adit is in progress, formation cutting of which is targeted for completion by September, 2005 for starting Adit I excavation immediately thereafter with a **completion target by January, 2006.** The road work, not delayed due to local problems slow progress by contractor and occurrence of land slide on route

(ii) **Adit-II** (6.5m wide x 6.0m high x **378m long**)
Till 31.08.2005, only 18.5 M length of excavation has been done. As per revised programme, the adit work are targeted for **completion by September, 2005, which does not appears feasible.** Adequate mobilization and concerted efforts are required to complete the adit atleast by November, 2005.

(iii) **Adit-III** (6.5m wide x 6.0m high x **270m long**)
Adit portal was completed on 21.05.2005. After that only **42.30 m length** of excavation has been done till 31.08.2005. As per revised programme, the adit work are targeted for **completion by September, 2005, which does not appears feasible.** Concerted efforts are required to even complete the adit by October, 2005

(iv) Adit IV (6.5m wide x 6.0m high x 406m long)

Only approach road to Adit-IV is completed & adit portal works are in progress. Adit excavation works are targeted to commence by middle of September, 2005. The completion of Adit is targeted by November, 2005, which would require adequate mobilization by contractor and concerted efforts to meet daily schedule of targets.

Assessment on various Adits Progress: There is overall delay in most of the above Adit works partly owing to delay in approach road and slow and inadequate mobilization of construction equipments and consequential slow progress by Contractor besides occurrence of land slides in project roads during current monsoon. Most of the above adits were supposed to be ready by April/May 2005 to start the tunnel work. However, these are now targeted for completion by October/November, 2005 by Project Authorities. **However, henceforth unless the rate of boring progress is accelerated the completion of adits might be further delayed thereby further delaying the start of Main tunnel works.** In this regard, the balance works of approach road to Adit-I would need to be expeditiously completed. The project authorities would need to ensure that adequate capacity & adequate number of construction equipments including DG sets for construction power besides adequate manpower are deployed at site by the contractor without further loss of time.

(v) **Main HRT works (6.7 M Dia x 14.5 Km long)**

The Main HRT works are divided in three segments and included segment-wise in all the three main civil works packages. However, all the three civil works have been awarded to a single contractor i.e. M/s Patel Engg. as indicated at S.No.3 above.

The HRT have been targeted for completion by August, 2009. However, as the work of various adits as discussed in item (i) to (iv) above are getting delayed, the commencement of works of Main HRT is also getting delayed. The start of works of HRT has now been programmed to commence from September, 2005 as per revised schedule of Project Authorities, which it is assessed will be further delayed as it is dependent on the completion of associated adits I to IV first.

Assessment: As per the present status of works, Main HRT is the **most critical activity of the project and project authorities would need to ensure that adequate equipments and manpower is deployed in time and the works of adits and HRT should be done in three shifts round the clock and progress monitored on daily basis.**

4.4 Surge shaft (13 m dia x 49 m high)

The works have been delayed and yet to commence. Only formation cutting of 4.5 Km long approach road to surge shaft has been completed. As per revised programme, the surge shaft is targeted for completion by Sept,2009. The project authorities may review the programme to squeeze the time to the extent possible so as to avoid any criticality on this item of work

4.5 **High Pressure Tunnel (Pressure shaft)/Penstocks etc.)**

As per original design, the entire High Pressure Tunnels (4 nos. each 4.0 mdia x 3.7kl m long originating d/s of surge shaft and bifurcating near the Power house to feed water to generating units in the Power House.

There are two adits (Adit V and Adit VI) to be constructed for approach to above Pressure Tunnels with gate at its inlet downstream of surge shaft. However, as informed by Project Engineers during discussions the works of Adit V has been suspended as there is review of the conceptual design of the Pressure Shaft as instead of original design of two pressure tunnels, a single larger diameter pressure tunnel with butterfly valve is being considered partly surface and partly embedded which would bifurcate in lower reach and each bifurcated pressure shaft will further bifurcate into penstocks to feed water to four generating units located in the Power House.

In the above modified arrangement, all the four Main Inlet Valves (Spherical Valves) of the turbine would also need to be in-position before the first generating unit could be commissioned. Further, in case of any major post-commissioning problem in any of the main inlet valve, the entire power station would need to be shut down. The original design of two pressure tunnels has inherent advantages in this regard. The HPT works are targeted for completion by April, 2009.

Progress of Adits for HPT works are as under:

Adit-V: Portal completed on 18.05.2005. However, works suspended due to non-finalization of pressure shaft profile.

Adit VI (7.30m wide x 6.40 m high x 360 m long) - The work has started and only **12.50 m length of adit excavation has been achieved till 31.8.2005.** The progress has been very slow due to ingress of water, and chimney formation in the initial reach of adit and very poor geological strata needing forepoling umbrella works to move ahead. **The Project Authorities would need to make concerted efforts and ensure that the contractor carries out works round the clock in three shifts to achieve better progress** and completion of adit within a fixed time frame. **The High Pressure Tunnel works would need to be given the require thrust to retrieve the time lost so as to avoid any future criticality on this item.**

4.6 **Power House (Semi-underground) Civil Works:**

Total quantity of excavation works	-	3.50 Lakh M^3(Original quantity)
	-	**8.35 Lakh M^3** (revised &anticipated quantity -100%)
Excavation done till 31.8.2005		**3.02 Lakh M^3** (36.2% of revised quantity)

From the above, it is seen that the quantity of excavation works have increased significantly higher (140% higher). The Project Engineer explained that it is partly owing to some shifting in the Power House Location and partly due to increase in quantity of work. The balance excavation work has been targeted for completion by June, 2006 in machine hall area and by June, 2007 in service bay area.

4.7 Pressure Shaft Steel Liner & Hydro Mechanical Works:

The works have been awarded to M/s. Om Metals in December, 2004 with completion time of 48 months. The above works include fabrication of about 1674 MT of penstock steel liner besides various gates and hoists. **The data on tonnage of these gates and hoists was not available with the Project Engineers at the time of visit and they have been requested to furnish these details alongwith progress made in the Monthly progress reports.**

Location for setting up site fabrication workshop of size 120 M x 110 M has been handed over to the firm on 05.04.2005. **Mobilization of manpower, materials and equipments is very slow by the contractor.** Only one 63 KVA welding rectifier-cum-generator, and only 180 MT of BQ steel plates have been brought to site from Sri Lanka and Ranganadi HEP. The detailed designs/drawings for various gates have been submitted by the firm for approval of NEEPCO.

The firm has to accelerate mobilization as there is huge work of site fabrication of Penstock steel liners and also of gates.

4.8. Electro-Mechanical Works:

The works have been awarded to M/s BHEL in December, 2004 with 54 months completion time. The first kick-off meeting has taken place in April, 2004. The model Testing of Turbine is programme to be done in the last quarter of year 2005.

The submission and approval of 1st stage and second stage embedded part drawings of turbine would need to be expedited so as these parts are subsequently manufactured and delivered at site in time.

4.9. 400 KV & 132 KV Switchyard:

The Notice Inviting Tenders have been floated in August, 2005 and the tenders are due for opening in October, 2005. The Project Authorities would need to ensure that the award of contract is placed at the earliest possible

4.10. Main Step-up Transformers & other Transformers:

The Notice Inviting Tenders have been floated in August, 2005 and the tenders are due for opening in October, 2005. The Project Authorities would need to ensure that the award of contract is placed at the earliest possible.

4.11 Project roads, office/residential bldgs, helipads, & misc.

432 Ha Land out of required 710 Ha has been acquired. Balance land will be acquired as per needs. The works of office/residential buildings at various sites is in progress. The stores, 90 MT explosives magazines and QC lab bldg, admn bldg at Tenga, and helipads at Kimi and Bichom dam completed. Project road works are in progress. Construction power is included in the scope of respective contractors. However, project authorities have also taken up work of 132 KV Balipara - Khuppi - Kimi line & sub-station under PGCIL, and 33 KV Khuppi - Tenga line under NEEPCO. These will lateron used for part evacuation of power

5.0 Important Drawings/sketches:

Following sketches/drawings are enclosed showing the general layout plan of various components of the project, quantity of works vis a vis progress achieved so far for some main components of the project:

1	Road Map of Kameng Project	(Sheet-1)
2	Adit-II Plan showing progress	(Sheet-2)
3	Adit-III Plan showing progress	(Sheet-3)
4	Adit-IV Plan showing progress	(Sheet-4)
5	Adit-VI Plan showing progress	(Sheet-5)
6	River Diversion works Bichom Dam	(Sheet-6)
7	Tentative Excavation programmed of Bichom Dam	(Sheet-7)
8	Tentative concreting programme of Bichom Dam	(Sheet-8)
9	Power House & Switchyard Plan	(Sheet 9)
10	Power House Excavation Profile & progress	(Sheet-10)

6.0 Commissioning Schedule of the Project

As per CCEA approval/Investment Decision accorded on 02.12.2004, the project is required to be commissioned within 5 years (i.e 60 months) time i.e. by November 2009. In regard to the award of Major Civil works, EM, & HM works contracts, the Project Authorities had taken advance action and **awarded these contracts promptly** in the first week of December 2004 itself with completion time ranging from 48 months (for hydro mechanical) to 54 months (for Electro-mechanical work) with 51 months (for civil works). **Thus, there is time cushion of 6 months w.r.t. the last activity of Electro-Mechanical works when compared with the overall completion schedule of 60 months fixed for the project.**

The project authorities have targeted commissioning of four generating units as under:

Unit-I	-	**Sept 2009**
Unit-II	-	**Oct 2009**
Unit-III	-	**Nov 2009**
Unit-IV	-	**Nov 2009**

However, there are delays in approach roads to work fronts of some main works, slow & inadequate mobilization and consequential slow progress of works by the Contractors particularly the civil works contractor. **These initial delays had already wiped out the time cushion of 6 months available for these works. Though project authorities are attempting to squeeze the time for various activities of works to retrieve the time lost, however, it needs concerted efforts both on the part of the Project Authorities and Main Works Contractors to achieve the same.**

7.0 Problem/Critical Areas of works and remedial measures:

(i) As per the present progress of works, the **14.5 Km long Main Head Race Tunnel (HRT) is the Most Critical activity** of the project, the work of which is yet to commence as approach adits are yet to be completed. The tunnel is targeted for completion by August, 2009

which needs adequate mobilization, concerted effort and close progress monitoring on daily basis.

(ii) Main civil works contractor has arrived late at site and only partly mobilized so far. He has to complete the balance mobilization (construction power & construction equipment etc) without further loss of time, to carry out the works in full swing.

(iii) Approach road to Adit-I (for Main HRT from Bichom Dam side) has been delayed and completion of balance works would need to be expedited.

(iv) Presently Main civil works are being done in one/two shifts a day. These shall have to be done in three shifts round the clock.

(v) The progress monitoring of Main works should be done on daily basis by devising suitably simple sheet format for each Main package.

(vi) No proper/reliable telecommunication arrangements are available at various works sites/work headquarters. Proper and reliable telecommunication arrangements are required to be made at these places including power house at Kimi, for smooth execution of the project.

(vii) **The approach roads to various works fronts (power house, Bichom dam etc) are highly landslide prone at several places.** Adequate storage of construction materials etc would need to be kept at site in advance before the onset of every monsoon to avoid disruption of work on this account. Proper machinery for road restoration would need to be kept deployed at required place for quick restoration of affected road during monsoon as and when the need arises.

(viii) Due to site transportation limitations, some higher capacity construction equipments would need to be brought in knocked down conditions for reassembly at site.

(ix) Project engineers were advised to identify well in advance the heavier and oversize consignments well in advance and ask the contractors to make timely route/road surveys for their smooth transportation to site.

(x) Project engineers were also advised to identify the long delivery items including higher thickness steel plates (such as stainless steel skin plates for radial gates etc) for advance action by concerned contractors to avoid any delay on this account.

8.0 Financial/Expenditure Details:

* Approved cost of the Project	Rs. 2496.90 Crores (including IDC of Rs 249.09 Crores) at March 2004 PL.
* Expenditure upto 3/2005	Rs. 227.73 Crores
* Approved outlay for 2005-06	Rs.413.00 Crores.
* Expenditure during 2005-06 (upto July, 2005)	Rs.29.66 Crores.
* Cumulative expenditure (upto July, 2005)	Rs.257.39 Crores

नॉर्थ ईस्टर्न इलैक्ट्रिक पावर कॉरपोरेशन लिमिटेड

NORTH EASTERN ELECTRIC POWER CORPORATION LIMITED

(A Govt. Of India Enterprise)

OFFICE OF THE DEPUTY GENERAL MANAGER (PROJECT) IN CHARGE

(PACKAGE I), BICHOM DAM COMPLEX, KAMENG HE PROJECT, ARUNACHAL PRADESH

No. NEEPCO/KaHEP/BDC/EIC/W-1/2005-06/152 Date: 15/10/2005

To,
M/s Patel Unity J. V.,
C/O Patel Engineering Ltd.,
Patel Estate Road, Jogeswari (West),
Mumbai-400102.

Kind Attention: Shri S. N. Jain, Sr. GM
Camp: Bichom Dam Complex, KaHEP, Bichom, A.P.

Sub: Starting of the activities of ADIT-I of the HRT under Package-I

Dear Sir(s),

I would like to convey our appreciation to you for the sincere efforts put by you in taking up the works of ADIT-I from 12/10/2005 just after making the portion of the major approach road (from Dam Axis to Buragaon) connecting the ADIT-I location ready by us on 10/10/2005. With the deployment of your 600 CFM Air Compressor (Diesel) at site since today i.e. 15/10/2005, I am confident that the entire work of the ADIT-I can be completed as per the Approved Construction Schedule.

However, I am requesting you to arrange for mobilizing all other equipments/ machineries/ tools required at the ADIT-I face including the D. G. set of adequate capacity at the earliest so as to ensure achievement of the set target.

Thanking you,

Yours faithfully

15/10/05

Deputy General Manager/
Engineer-in-Charge

Memo NEEPCO/KaHEP/BDC/EIC/W-1/2005-06/163-65 Date: 15/10/2005
Copy to:

1. The Executive Director (Project-I), NEEPCO Ltd. Guwahati for kind information.
2. The HOP, BDC, KaHEP for kind information
3. The Sr. Manager (C), HRT-I, BDC, KaHEP for information and necessary action please. He is requested to maintain joint hindrance/ records regularly at site by monitoring the work minutely.

15/10/05

Deputy General Manager/
Engineer-in-Charge

O/C

Post Box. No. 7, Bomdila Mukhya Dak Ghar, Bichom, West Kameng, A.P.
Ph. No. 03782-207193/207192

APPENDIX-1.B.

1ST BLOW OUT AT CH 422.60 M

422.6P

NORTH EASTERN ELECTRICAL POWER CORPORATION LTD.
(A Govt. of India Enterprise)

NEEPCO Bhawan,
R.G. Baruah Road, Sundarpur,
Guwahati-05,
Tel. No. 0361-2201607
Fax No. 0361-2201608

No. NEEPCO/GHY/D&E/T-13/2006-07/...4032

Dated: 24/04/07

To,

The H.O.P.
BDC, KaHEP, NEEPCO Ltd.,
Bhalukpung, Arunachal Pradesh

Sub: Report of Dr. B. K. Mittal and Shri B. M. Hukku, expert consultants on HRT FACE-II of Kameng H. E. Project, A.P.

Enclosed please find herewith 1 (one) copy of report of Dr. B. K. Mittal and Shri B. M. Hukku, expert consultants pertaining to HRT FACE-II of Kameng H. E. Project, A.P.

This is for your information and needful action please.

Encl: As stated above.

Executive Director (D&E)
NEEPCO Ltd.
Guwahati-05

U. O. NO. 157 DT. 30/04/07

O/O Engr. In-Charge (Pkg-I), BDC, KaHEP

Memo No. NEEPCO/GHY/D&E/T-13/2006-07/..... **Dated: 24/04/07**

Copy to:-

1. The Director (Technical), NEEPCO Ltd., Brookland Compound, Lower New Colony, Shillong-793003, for favour of perusal along with 1 (one) copy of said enclosures.
2. The Executive Director (Project-III),I/C, KaHEP, NEEPCO Ltd., Dhonuwa Nagar, Tezpur, Assam, for information and necessary action along with 1 (one) copy of said enclosures.

Executive Director (D&E)
NEEPCO Ltd.
Guwahati-05

REPORT OF DR. B.K. MITTAL AND SHRI B.M. HUKKU, EXPERT CONSULTANTS ON FACE-II OF KAMENG H.E. PROJECT HRT

1.0 The Geological details and results of investigations for the face-II were submitted for the perusal and study. On the basis of the above data supplied, the following recommendations are made.

I. OBSERVATIONS

2.0 Data considered are as follows :

(1) The probe data indicates that the horizontal distance of rock strata encountered is about 4m to 5m from the existing face at CH 425.80m (Rib NO.531) after crossing the loose zone. The total length of the critical zone consisting of loose muck is assessed to be 7.2m distance from Ch422.60m (Start of critical zone). The height of loose zone is found to be extended upto 24m. The chimney is inferred to be a shear zone/fault related. Heavy crushing has caused alteration of feldspar in gneissic rocks. Similar features may occur again. The rock strata on the right side of the critical zone could not be ascertained since corresponding probe hole (DG-H) passed through concrete and hard rock upto a depth of 8m and then continued through loose zone.

(2) Relatively weak rock with quartz veins along with seepage was observed between Ch 397.85m and Ch 404.6m.

(3) The seepage was also observed between Ch 397.85m and Ch 419.60m near the crown and below it and also on left of the centre line of tunnel. The seepage was varying from 25l/min to 125 l/m. In this zone loose quartzite and clay infilling was seen on the right hand side between Ch 407m to Ch 409.85m. The relatively loose quartzite was also noticed on the left hand site between Ch 409.85m to 412.85m (Rib NO. T-511 to T-514).

II. RECOMMENDATIONS

3.0 The method suggested by the Project Authorities is agreeable in principle. But it is slightly modified.

The following sequence is recommended :

(1) The 1st forepoling ring umbrella be provided starting from the bottom of the right hand side of the tunnel upto spring level (SPL) on the left hand side at Ch 422.6m (starting of loose zone) with perforated heavy duty 10m to 12m long MS Pipes having 100mm diameter at 500mm C/C. The pipes should be perforated at each end in a length of 2m. It should be ensured that the pipes should extend into hard strata for a minimum distance of 1m to 1.5m. these pipes may be grouted with grouting pressure compatible with face satiability.

Packer Grouting could be used to provide an initial seal in the first 1.5m to 2m beyond working face with higher pressures in the remaining pipe. Spacing of pipes depends on permeability of the rock mass and can be varied as per site conditions.

(2) The pipe fore poll should be installed one by one, after each hole has been drilled and then fully grouted as soon as possible after installation. Under no circumstances should be contractor be permitted to drill all the holes before installing the fore poles. If all holes are drilled simultaneously this may weaken the rock mass. The drilling, installation and grouting of forepole pipe be done one by one only.

(3) The 2nd ring of fore poling may be provided in the same location in the same manner as described in 1 above. The spacing of forepoling MS pipes would be 500mm C/C i.e. between the already installed fore polling pipes.

(4) The next fore poling umbrella should be provided at a distance of about 3m from the existing fore poling umbrella i.e. at Ch 425.6m (could be provided at Ch 425.3m). the procedure would be same with 2(two) rings. The holes should be staggered with respect to first forepole umbrella. In this case the length of MS heavy duty pipe may be reduced as per the site requirement. But the pipes should go into the hard rock for a minimum distance of 1m to 1.5m.

(5) After completing the second forepole umbrella, the muck lying in the face at Ch 425.3m upto a depth of 30 cm to 50 cm be removed and the steel supports should be erected. If while removing the muck, some mud flow is observed, the one more forepoling umbrella at a distanced of 1.5m from Ch 422.6m could be installed in the similar manner as described above. The steel supports should be

installed as close to the face as possible and be designed to support the forepole umbrella and the stress acting on the tunnel.

(6) After installing the steel supports, 20mm thick M.S. Steel plate lagging may be provided between the rib girders. The back of steel ribs and steel plates may be back filled in with concrete. The weepholes in the plate at 1.5m C/C (staggered) may be provided to drain seepage water. The properly designed concrete lining be provided after excavation.

(7) This process shall continue at every 3m interval till the critical loose zone is crossed completely.

.0 It has been reported that the section of tunnel could get reduced in the process. This hydraulic aspect may be examined and suitable remedial measures such as lowering the invert level of the tunnel for a short distance may be considered.

.0 Alternatively the attempts should be made to select suitable chemical material which is capable to grout and consolidate such loose muck so that further excavation could be carried out without any hindrance after providing the due tunnel supports in the form of shortcrete and steel ribs.

.0 Alternately, if this method is not successful, the tunnel alignment should be deviated at a distance of about 10m away (upstream) from the existing face i.e. Ch 425.3 and deviated HRT alignment may join the main alignment after crossing the critical loose muck zone.

CONCLUSION

.0 The above procedure should be monitored and modified as per site conditions and repeated till the critical loose zone is crossed.

.0 All necessary equipment e.g. Boomer having a capacity to drill hole upto 12m to 15m, grouting equipment/arrangement to develop sufficient pressure, heavy duty MS pipes and other relevant material and equipment may be mobilized at the earliest to carry out the work.

18/4/07

(DR. B.K. MITTAL)
Ex-Chairman, CWC

(B.M. HUKKU)
Ex-Senior Dy. Director General,
GSI

T.2

12/03/07

NOTE ON THE GEOTECHNICAL ASSESSMENT OF THE SLUSH FLOW ZONE AND THE CAVITY FORMATION IN FACE-II OF HRT-I AND FOUNDATION ROCK OF RIGHT ABUTMENT OF THE DAM, BICHOM, KAMENG H.E. PROJECT, ARUNACHAL PREDESH.

BY

E. BALASUBRAMANIAM.
DIRECTOR
GEOLOGICAL SURVEY OF INDIA

Date of Inspection: 11.03.07

On request from Project Authority of Kameng H.E. Project, site inspection visit is undertaken to evaluate the progressive construction stage geological/geotechnical conditions of the locations for various components of Kameng H.E. Project. Shri A. Bora, Geologist, GSI and Shri B. C. Saha, DGM(C), NEEPCO Ltd., Tezpur accompanying during the visit.

On 11.03.07, the Face-II of the HRT-I was inspected followed by the inspection of Dam foundation on 12.03.07. Shri U.K. Borah, DGM(C), EIC (Pkg-I) and other officers of NEEPCO were involved during site visit and discussions.
Site officials appraised that on 12.01.07, 8m long, 5m wide and 4m high cavity has formed on the right side of the crown at Ch. 422.60m, due to loose fall. The cavity is oriented at about 45^0 angle upward and away from the center line.

Periodic ejection of slush material in semi liquid form flowed from the cavity with pressure, to the tune of 200 cum to 800 cum each time on various dates upto 16.02.07. Seepage water flow, varying from 160 to 400 Ltrs/min was observed during the above period.

Probe holes drilled on the face and away from the crown have indicated that the soft and loose material zone is about 3m deep on the left side, beyond which hard rock is intersected. However, due to limitation in Boomer capacity, cavity could be probed upto 19m depth only, upto which loose material was encountered.

Attempts were made to consolidate the loose material by grouting and backfill the cavity with concrete and cement slurry, since 16.01.07. Till date 13,956 bags of cement grouting and 240 cum of Backfilling have been done with practically no effect. The cement grout also came out along with slush as independent irregular lumps and blocks.

At present the opening is sealed with concrete and packed with sand filled gunny bags. Photo and video clippings, taken on various dates of slush flow were shown to understand the situation.

The tunnel face was inspected along with the site officials. The following observations were made.

1. The tunnel is passing through metasedimentary rocks of Pre-Cambrian age, which occupies regionally the area around Bichom Dam Complex upto just north of Tenga Dam locality. The Pre-Cambrian rocks of the area comprise Chlorite-Sericite-Phyllite, Quartz-Muscovite-Sericite Schist, Quartzite, Quartzo-Feldspathic Gneiss, Streaky Gneiss and Porphyroblastic Granite Gneiss.

2. The Tunnel Face-II, in the problem zone, is occupied by Quartzite/Quartzo-Feldspathic Gneiss, striking approximately at right angle to the tunnel and dipping at about 45° towards the face.

3. The probe holes have indicated that the same strata continue on the other side of the loose zone also.

4. The loose fall and the cavity zone are located within the quartzite/Quartzo-feldspathic Gneiss.

5. The loose material comprises angular to medium and course Quartz and Kaolin clay of about equal proportion.

Assessment of the loose fall zone:

1. The hard Quartzite/Quartzofeldspathic Gneiss are medium to course grained, dull white in colour comprising transparent quartz and white colored feldspars. The gneissosity is feebly developed.
2. The slush is derived from the degradation of the Quartzite/Quartzofeldspathic Gneiss.
3. The Quartzofeldspathic Gneiss/Quartzite appears to have undergone intense fracturing and comminution in the cavity and loose fall zone followed by degradation of feldspars into Kaolin clay.
4. Seepage water liquefied the loose material and was in store. When the zone was opened during tunnel boring the liquid material flowed freely into the tunnel under gravity. The force of the flow is caused by the self weight of the liquefied material.
5. Due to limited seepage into the fracture zone, liquefaction of the loose material takes time, causing periodic outflow as and when sufficient quantum accumulates.
6. With successive outflows, the cavity and thereby the area available for liquefaction progressively gets enlarged which is the cause for the gradual increase in the quantum of flow.
7. The liquefied material will occupy the bottom of the narrow orifice and the cavity will be at the top end of the loose zone. The thrust for the outburst of the material is given by infilling liquid material by self weight.

8. One of the following processes may have caused the development of the fracture zone.

a. In tight isoclinal folds the axial part on the fold will be a high tension area where intense, closely spaced axial plane fractures develop. When any slip or fault in this zone occurs along the axial plane, mechanical crushing of the material takes place in a restricted pipe like zone. In this specific case, the Quartzite/Quartzofeldspathic rock, forming part of the axis of the fold, oriented along the cavity zone has undergone intense fracturing and grinding. Later the freed feldspars got altered into Kaolin clay by seepage water.

b. The cavity zone could be part of a shear/fault zone. Mechanical grinding and alteration of feldspars could have taken place.

c. The fracture zone being highly permeable, seepage water from the surrounding area get accumulated in this zone, causing liquefaction of the material.

Suggestions:

1. Options are not available for assessing the extent of the fracture zone or the quantum of the slush material in store.
2. Probe holes have indicated the presence of loose material upto about 3m further in the tunnel line on the left side. The depth of the loose zone on the right hand side of the face could not be assessed by drilling. The depth along the cavity could be probed upto 19m and found to contain only loose material.
3. Hence, it is risky to open fully the loose fall zone and allow the unknown quantum of semi liquid material to flow into the tunnel.
4. Since, the finer fraction of the slush material is clay, attempt to consolidate the material by cement grout will not be successful as the grout will not travel in clay material.
5. Since Kaolin, derived from degradation of feldspars, constitutes the entire clay fraction, attempts should be made to identify a suitable chemical which will interact with Kaolin and consolidate the material or facilitate cement grouting of the loose material by dissolving the clay.
6. However, the above treatment, even if it is successful , is constrained by the fact that since the dimensions of the loose material zone and the quantum of slush material existing are not known.
7. The ground surface across the projected vertical plane of the cavity line should be checked for the occurrence of any fault/shear zone in order to confirm the possible cause for the slush material zone.
8. Extent of pressure that will be developed and created by the loose material on the tunnel gradually over a period of time is not assessable. Hence, it is

required to provide reinforcement to the tunnel in the loose zone by appropriate steel liner.

9. In the light of the unknown factors involved, the option of deviating the tunnel away from the fracture zone may also be considered. In that direction necessary probing investigations may be initiated.

BICHOM DAM RIGHT ABUTMENT AREA.

A wide zone of highly puckered chlorite-sericite mica schist is present on the right abutment foundation area of the dam. The dam axis is along N 77°E – S 77° W. The schist band bends in N70° -80° W – S 70° -80° E direction and dip at 60° - 75° towards SSW direction, crossing the Dam axis obliquely towards D/s to the left abutment side.

Cement-Rock bondage between the schist and the concrete will be doubtful, since, the schist material will slake in contact with water. Consequently, water will seep through the interface.

Hence, it is suggested that an appropriate concrete cover may be put in place on the U/s side of the Dam concealing the foundation over the schist.

12/3/08

E. BALASUBRAMANIAM.
DIRECTOR,
GEOLOGICAL SURVEY OF INDIA

***

नार्थ ईस्टर्न इलेक्ट्रिक पावर कार्पोरेशन नई दिल्ली
NEEPCO
North Eastern Electric Power Corporation
New Delhi

नॉर्थ ईस्टर्न इलैक्ट्रिक पावर कॉरपोरेशन लिमिटेड
भारत सरकार का उपक्रम

NOTE SHEET

O/o Dy. General Manager, Bicham: A.P.

Sub: -Supplementary estimate for extra items executed for tackling of the critical stretch from ch.422.60m to ch.431.48 in face-II of HRT.

Ref: - (i) Original W.O No. NEEPCO/QP/C&P/F/C/KaHEP-352/1709 Dtd. 18/12/2004
(ii) Original Agreement No. NEEPCO/ED/QP/C&P/R/C/KaHEP/560 of 2004-05 Dtd 17/12/2004

The progress at Face-II of HRT came to a standstill w.e.f 12/01/2007 due to formation of cavity and subsequent flow of slush associated with heavy seepage. Initially, a cavity of about 8m long, 5m wide and 4m deep was formed on the right side of the crown and the seepage of water was observed to be about 210 liters/min. To tackle the cavity and arrest the loose fall, additional support measures and canopy were provided. Dry muck from outside of HRT was dumped on the face to provide as toe support. The rock strata on the left side were harder than the right. After completion of providing additional support measures and canopy backfilling was carried out in stages a. wing setting time in between. On completion of back filling two nos. half arches were erected on the left side where the rock was hard. The muck below the canopy on the right side was removed to extend the half arches erected on the left side. Consequent upon removal of muck below the canopy, mud/Slush flowed into the tunnel with heavy pressure through a small opening. Mud/slush flowed into the HRT on six occasions since beginning. The total mud/slush flow was 2177.75 cum. Having seen the unstable nature of the rock strata at the face, consolidation grouting with PPC/OPC was started from 16/01/2007 and continued upto 12/03/2007.

To assess the situation, ED (PROJECT-III) alongwith DGM (D&E) visited site on 30th & 31st Jan'07 and advised to carry out the following works through his records note of discussion dtd. 30th & 31st Jan'07 **(Copy enclosed as annexure-I).**

1. Cement-sand and cement grouting with efficient high capacity grout pump in stages using packers.
2. Details observation & record of discharge from drainage holes and reporting to Design wing regularly.
3. To conduct tracer Test to ascertain the linkage of the drained out water with nearby source.

Accordingly, grouting was continued and the daily records of discharge were sent to D&E Wing. On 11/02/07 tracer test with "Rhodamine" was carried out on the upstream of KAMLIN Nallah but no linkage could be found out.

SMEC Team visited site on 15/02/2007 and forwarded preliminary advice to carry out grouting with richer mix proportion of cement & water with 1:0.8 ratio and less. They also advised to explore for chemical grouting as an alternative **(Record notes of discussion dtd 15/2/07 is enclosed as annexure-II).**

As per suggestion of ED (P-III) ,DGM (D&E) and SMEC TEAM cement grouting was continued with richer mix proportion. The Director, Engineering Geology, GSI also visited site on 11/03/07 & 12/03/07 and offered his observations/suggestions vide his Inspection note dtd 12/03/07**(Copy enclosed as annexure-III).** He specifically mentioned in his note that the loose material comprised of angular to medium and coarse Quartz and Kaolin clay of about equal proportion. He also opined that cement grouting will not be effective in this type of rock mass. As per his said advice cement grouting was stopped on 12/03/08. The total cement consumed in grouting was13956 bags since beginning to 12/03/08. He also suggested to use suitable chemical which will interact with Kaolin and consolidate the materials or facilitate cement grouting of the loose material by dissolving the clay. To explore a suitable chemical, representatives of M/S Sika India Pvt. Ltd. Manufacturer of grout chemicals along with officer from Quality Control Wing of the Corporation visited site on 16/03/07 and collected samples of muck to identify the appropriate chemical for grouting.

In the meantime, panel of experts comprising Dr. B.K Mittal, Former Chairman CWC and Sri B.M. Hukku, Former DDG, GSI visited KPC on 26th March'07. To

apprise the situation in Face-II, the then Engineer-In-Charge alongwith Senior Engineers met the expert consultant at KPC, Kimi on 26th March'07. All the data records, photographs and video clips maintained at site were shown to them. After detailed discussion, the committee had suggested to ascertain the quantum/extent of loose muck stored on the right side of the face by probe holes with different inclinations upto a depth of 30 meters. In case, the above probe holes fail to determine the extent of loose muck stored, one exploratory drift having size of about 2.2m (H) x 1.5 M (W) should be bored on the left side starting from a distance of about 10M away from the critical chainage of 422.60 m (Annex-IV).

As per the suggestion of the expert committee 21 nos. of exploratory holes of different depths were drilled to ascertain the area containing the quantum of the loose muck. Based on the findings of the probe holes and suggestions received from the Expert committee, the Project Authority had submitted a proposal for remedial measures to ED (D&E) for perusal & necessary action on 07/04/07.The proposal was framed up for putting grouted fore poling pipe rings with erection of BOX girder steel support without disturbing the temporary supports installed in the critical area. For providing the stronger steel support, it was proposed to lower down the HRT alignment in the critical stretch and then to match the alignment with suitable gradient. Steel lagging was proposed for the new support system for placement of back filled concrete behind the box girders. Based on the findings of the probe holes data and the proposal submitted by the Project Authority, the expert committee forwarded their observations as well as recommendations for remedial measures to be taken up for the critical stretch. However, the expert committee has duly considered the proposal submitted by the Project Authority while forwarding the recommendations **(Copy of the report of the expert committee is enclosed as Annexure-V).** A brief out line of the observations as well as recommendations of the expert committee is narrated below:

OBSERVATIONS:

- The probe hole data indicates that the horizontal distance of the rock strata encountered is about 4 M to 5 M from the Face chainage of 426.4 M.
- The total length of the critical zone consisting of loose muck is assessed to be 7.5 m distance from chainage 422.60 m.
- The height of loose zone is found to be extended upto 24 m.
- The chimney is inferred to be a shear zone/ fault related.
- Heavy crushing has caused alteration of feldspar in gneissic rocks.
- Similar features may occur again.
- The rocks strata on the right side of the critical zone could not be ascertained.
- Relatively weak rock with quartz vein along with seepage was observed between chainage 397.85 m and Chainage 404.8 m.
- The seepage was also observed between chainage 397.85 m to Chainage 419.60 m near the crown below it and also on left of the center line of the tunnel.
- The seepage was varying from 261L/M to 125 L/M.
- In this zone loose quartz and clay infilling was seen on the right hand side between chainage 407m to chainage 409.85 m.
- The relatively loose quartzite was also noticed on left hand side between chainage 409.85 m to chainage 412.85 m.

RECOMMENDATIONS:

- A fore poling ring umbrella be provided starting from bottom of the right hand side of the tunnel upto SPL on the left hand side at Ch. 422.60 m.
- Perforated heavy duty 10 M to 12 M long MS pipes having 100 mm diameter at 500 mm c/c to be used.
- Pipes should extend into hard strata for a minimum length of 1.5 m to 2.0 m.

- Pipes may be grouted with grouting pressure compatible with face suitability.
- Packer grouting should be used to provide an initial seal in the first 1.5 m to 2 m beyond working face with higher pressure in the remaining pipe.
- The 2nd ring of the forepoling may be provided in the same location in the same manner.
- Next forepoling umbrella should be provided at a distance of about 3 m from the existing forepoling umbrella i.e., at Ch. 425.60 m.
- After completing the second fore poling umbrella the muck lying in the face at Ch. 425.3 m upto a depth of 30 cm to 50 cm be removed.
- If while removing the muck some mud flow is observed, one more forepoling ring creating umbrella at a distance of 1.5 m from Ch. 422.60 m should be installed in the similar manner.
- Specially designed box girder with ISMB 200/250, may be erected.
- After installing the steel supports, 20mm thick M.S Plate lagging may be provided between the rib girders.
- The back of steel ribs and steel plates may be backfilled in with concrete.
- This process shall continue at every 3 m interval till the critical loose zone is completely crossed.
- Alternatively the attempts should be made to select suitable chemical material which is capable to grout and consolidate the loose muck.

In the meantime, M/S Sika India Pvt. Ltd also forwarded their recommendations vide their Letter Dtd. 26/04/07 **(Copy enclosed as annexure-VI)** after testing of the loose muck samples collected from site. Their recommendations are as under:

- Low viscous PU RENI SIKAFIX 101 G –I to be used for primary binding of loose muck to stop water ingress.
- Next to consolidate the loose muck first to inject SIGUNIT L (SGL) and then to inject Micro fine cement admixed with INTRAPLAST EP-1 @ 4% along with Visco Crete 20 HE (h) @ 0.8% of weight of cement.

Based on the above recommendations of M/S Sika India Pvt. Ltd., M/S PEL was asked to procure the aforementioned materials. A methodology was prepared by Project Authority keeping in line with the recommendations of the experts committee and M/S Sika India Pvt. Ltd., the same methodology was approved by the ED (P-III) vide his note dated 03/05/07 **(Copy enclosed as Annexure-VII).** But on receipt of the order for supply of the materials, M/S Sika expressed their inability to supply the PU and Micro fine cement expeditiously for the work. Moreover, they were not capable to deploy applicators and required pumping equipments.

Due to the said constraints, the matter was taken up with M/S BASF, another chemical firm of Global repute. M/S BASF recommended MEYCO MP355/A3, two components solvent free polyurethane injection resin with **accelerator-10** specially deigned for rapid water stopping and ground stabilization for use initially in the strata to provide primary binding of the loose material to stop ingress of water. **(Copy of the M/S BASF's suggestion and other product literature on PU and Micro fine cement is enclosed as Annexure -VIII).** As per submission of M/S BASF, the noted two components PU material react both in dry as well as in wet condition. The material is able to give high foam factor and robust/ frigid foam. Also the material has very fast reaction time and has the feature of adjusting the setting time. They also recommended Rheocem 650 which is a fast setting Micro fine Portland cement for use as grouting material beyond the PU layer noted above. Above all, they agreed to supply the PU material and Microfine cement expeditiously for the work along with deployment of expert applicators and required grout pump for PU materials. References were also brought out by M/S BASF from which it could be seen that use of the above product had given proven result in our country specifically in the Himalayan Region.

Therefore, it was decided to use the services of M/S BASF in tackling of the critical stretch at Ch 422.60 m of Face-II of HRT and approval for the same was

received from ED (P-III) vide his note dated 11/05/07(**Copy enclosed as Annexure-IX**).

Having considered the recommendation of the experts, M/S Sika and M/S BASF, following methodology was finally fixed for treating the critical zone.

- Injection of Meyco MP 355/A3 (two component PU material) with accelerator-10 in the loose muck from Ch. 422.60 m and beyond in phases to facilitate removal of dumped muck retained in the critical zone by stopping ingress of seepage water with primary binding to loose muck.
- 1st forepoling umbrella with heavy duty perforated M/S Pipes with 100mm dia shall be provided at Ch. 422.60 m. Forepoling shall be done starting from bottom of right side upto SPL on left side at a spacing of 500 mm C/c with suitable length so that it reaches upto 1 m to 1.5 m in the hard strata in 2(two) rings one after the other with the same spacing in alternate fashion. The operation of forepoling shall done one by one followed by injection of SIGUNIT L (SGL) and then with Micro cement + 4%. Intraplast EP-1/ Micro fine cement (Rheocem 650) admixed with 1.5 to 2% Rheo-build. The 2nd forepoling umbrella shall be provided at Ch. 425.60 m in similar manner as described above.
- After completion of 2nd forepoling umbrella at Ch. 425.6 m muck lying at the face shall be removed upto a depth of 30 cm to 50 cm.
- If while removing the muck, some mud flow is observed, one more forepoling ring creating an umbrella at Ch. 428.60 m shall be installed in similar manner.
- Box girder steel support of ISMB 250 X 125 with lowered crown level of 1.2 m from existing level be erected from Ch. 422.60 m (starting of loose zone) at a spacing of 500 mm C/c.
- Fixing of 20 mm Ms Plate lagging in between the girders.
- Backfilling behind girders.
- Repetition of the above procedure shall be continued at every 3 m interval till the critical zone is overcome.
- Properly designed concrete lining shall be provided after boring of the critical stretch

As per the set methodology the treatment work was carried out successfully by the contractor on 07/08/2007 upto Ch. 431.48 m starting from Ch. 422.60 m. To carry out the treatment works the following extra items were executed.

1. Drilling of holes beyond 38mm Φ.
2. Supply and installation of perforated Heavy duty M.S. Pipe forepoling of 100 mm and 80 mm Φ.
3. Supply and injection of MEYCO MP 355/A3 (PU) with Accelerator 10
4. Supply and injection of SIGUNIT L (SGL).
5. Grouting Micro fine cement Rheocem 650 with Rheobuild 2000 PF as admixture.
6. Erection of box girder steel supports of ISMB 250 X 125
7. Installation of load cells.
8. Excavation in Rock beyond class IVB.

After treatment of the critical zone, the contractor, M/S PEL requested for advance against materials and imported manpower as per MoM dtd 16/07/2007 (**Copy enclosed as Annexure-X**) vide their letter no. PEL/P-I/223/508 Dtd. 03/08/07 (**copy enclosed as annexure-XI**) amounting to Rs. 193, 30,804.00 (Rupees One Crore Ninety Three Lakhs Thirty Thousand Eight Hundred and Four)) only. The same was processed for an amount of Rs. 96, 72,128.00 (Rupees Ninety Six Lakhs Seventy Two Thousand One Hundred and Twenty Eight) only for all the utilized materials and imported manpower (**as per Annex-XII**) and an amount of Rs 72,54,096.00 has been released as material advance as per approval of ED(P-III) vide his note dtd. 07/12/07(**copy enclosed as annexure-XIII**). Adhoc payment for supply and erection of box girder was made as per BOQ item no. 4.7. In addition to

advance against materials and imported manpower, payment for excavation from ch.422.60m to ch.431.48m and supply and erection of steel supports of Box Girder of ISMB 250 x 125 was released as per items no. 3.1.4 and 4.7 respectively. Rate analysis for the item (as listed below) executed in the critical stretch submitted by M/S PEL vide their letter no. PEL/P-1/223/633 Dtd. 22/11/07 (enclosed **along with all analysis in a file as Annex-XIV**).

a) Drilling Holes of 45 to 89 mm dia and fixing perforated pipe.
b) Drilling Holes of 45 to 150 mm dia for Forepoling and PU Grouting.
c) Providing and fixing M.S. Heavy duty pipes for Forepoling and PU grouting.
d) Grouting by Microfine Cement and SGL.
e) Grouting by approved P.U. material.
f) Excavation by Multi Drift method
g) Providing and fixing Ribs in Critical stretch.
h) Dewatering in Critical stretch.
i) Providing and fixing load cells in Critical stretch.

[(j)Machinery hourly use Rates Booklet.]

The Bill for the same was submitted along with the 26th RA Bill of M/S PEL for the period ending 31/12/07 for an amount of Rs. 9, 64, 59,268.00 (**Annex-XV**). During scrutiny of the Bill along with the analysis it was found that quantity shown in the bill did not tally with the quantity shown in the analysis. It was also found that they prepared the analysis considering sundries 01%, maintenance of haul road 5%, funding charges 7.5%, overhead 15%, profit 20%, ventilation charges 40%, 124% and 108% hidden expenses/indirect Charges for Skilled and unskilled labour respectively which are not as per relevant clause of the agreement i.e. clause-33 (iii) , Part –III Vol-I, Book –II of general Terms and Conditions. It was also found that they considered full shift for a workmen even if he is engaged for an hour a day. During scrutiny, it was also found that all related documents were not found enclosed along with analysis. Subsequently, they were asked to furnish the related documents vide our letter no. NEEPCO/KaHEP/BDC/HRT-I/W-4/2007-08/233 Dtd. 20/12/07, NEEPCO/KaHEP /BDC/HRT-I/W-4/2007-08/291 Dtd. 29/02/08 and NEEPCO/KaHEP/BDC/HRT-I/W-4/2007-08/311 Dtd. 15/03/08. They submitted the related documents in phase till 01/04/2008. In the meantime they have submitted the revised rate analysis vide their letter no. PEL/P-1/223/787 Dtd. 14/03/08

As the analyses were not as per the relevant clause of the agreement, on receipt of the related documents the same have been prepared afresh at this end considering the following points of clause 33(iii), Part-III, Vol-I Book-II of contract agreement. (**Excerpts enclosed as Annexure-XVI**)

a) Cost of materials including taxes.
b) Cost of transportation to site.
c) Cost of direct wages (excluding fringe benefit) for worker, gangers and working foreman (excluding Supervisors) and direct equipment charges as set out in the central water Commission guidelines.
d) Cost of facilities like electricity.
e) Supervision and overhead profit @ 20% on the sum (a) to (d).

The analysis had been framed based on actual cost of materials, manpower, equipments and facilities for the following items.

Item no.1: Drilling of Holes beyond 38 mm
Item no.2A: Supply and installation of 80mm diameter Heavy duty MS pipe
Item no.2B: Supply and installation of 100mm diameter Heavy duty MS pipe
Item no.3: Grouting with Microfine cement Rheocem 650 and Rheobuild 2000PF
Item no.4: Grouting with SIGUNIT-L
Item no.5: Grouting with PU (Meyco MP 355 A3)
Item no.6: Fabrication and Erection of BOX and SINGLE Section Ribs of ISMB 250x125
Item no.7: Supply and installation of Load Cells

नॉर्थ ईस्टर्न इलैक्ट्रिक पावर कॉरपोरेशन लिमिटेड
भारत सरकार का उपक्रम

NOTE SHEET

-6^N-

Item no.8: Excavation in Rock beyond Class IV B

While framing the above analysis the following basic parameters have been considered as per discussion held in between the ED (P-III), Project officials and the representatives of M/S PEL on 07/03/08 in the chamber of HOP, BDC.

(1) Engagement of workmen;

Duration of engagement	Effective Time Considered
0 hrs - 1 hrs	1 hrs
1 hrs – 2 hrs	2 hrs
2 hrs – 3 hrs	3 hrs
3 hrs – 4 hrs	4 hrs
4 hrs – 5 hrs	5 hrs
5 hrs – 6 hrs	6 hrs
6 hrs – 7 hrs	7 hrs
7 hrs – 8 hrs	full day of 8 hrs.

(2) In evaluating cost of labour hidden expenses/indirect Charges for Skilled as well as for unskilled labour is considered 55%. Rates of wages paid to skilled and unskilled labours have been considered according to payment made by M/S PEL. As per CWC guidelines, indirect cost for skilled and unskilled labour has been considered as 80% and 55% respectively for analyzing the rate for machineries.

(3) Supervision and overhead profit @ 20% is considered as per clause-33 (iii), Part –III, Vol-I, Book –II of GTCC.

(4) Ventilation Charges is considered as per calculated hourly use rate of ventilation.

(5) In evaluating cost of materials 10% transportation and 10% handling charges has been considered by M/S PEL. Transportation charges are considered separately and handling charges can't be entertained. Transportation of materials from Guwahati to Bichom being done by M/S PEL's own carrier hence transportation has been considered as per bills submitted by M/S PEL according to requirement of materials at site.

(6) Hourly use rate of two components PU injection pump @Rs. 350 per Kg has been considered as submitted by M/S PEL vide invoice no. 28/7/07 Dtd 28/07/07 of A.G. Developers Pvt. Ltd..

(7) Documents for entry tax could not be furnished along with the analysis by M/S PEL due to joint accounting at HQ Mumbai. They assured to furnish the same later on. It was decided in the discussion dtd 07/03/08 referred above that entry tax shall be considered while framing the analysis but the payment against the same shall be released only after submission of the required documents by M/S PEL.

The item for dewatering has not been considered as an extra item on the ground that it is covered under BOQ item no 1.3. The item no. 6 (Fabrication and Erection of BOX and SINGLE Section Ribs of ISMB 250x125) stated above is considered for analysis as it is not covered by BOQ items and technical specification. As per clause 4.9.4 (V), Book –III (A), only single section steel structure are to be used. Boring of HRT was carried out in rock strata class-IV/class V having RMR less than 20 in the critical stretch as per the report of Geologist (Copy enclosed as Annexure-XVII) and support system in this stretch is also different, therefore Item no. 8 for excavation beyond class –IV rock has been analyzed as it is not covered under BOQ items and technical specification as per Clause 3.8.2 , Book –III (A) of contract agreement.

Based on the analysis, an abstract of cost has been prepared, it is seen that the financial involvement for the extra items executed in tackling of the critical stretch from Ch. 422.60 m to Ch. 431.48 m in face –II of HRT comes to Rs. 2,57,13,386.61 (Rupees Two Crores Fifty Seven Lakhs Thirteen Thousand Three Hundred Eighty Six and Paise Sixty One) only.

नॉर्थ ईस्टर्न इलैक्ट्रिक पावर कॉरपोरेशन लिमिटेड
भारत सरकार का उपक्रम

NOTE SHEET

-7-

From the above, it could be seen that there is a big difference in assessmei financial involvement by M/S PEL and NEEPCO. The main reason is attributabl the consideration of sundries 01%, maintenance of haul road 5%, funding cha 7.5%, overhead 15%, profit 20%, ventilation charges 40%, 124% and 108% hic expenses/indirect Charges for Skilled and unskilled labour respectively by M/S which are not as per the relevant clause of the contract stipulation as stated abov

A comparative statement of rates and amount as assessed by M/S PEL NEEPCO is prepared and enclose as **Annex -XIX**

M/S PEL has requested vide their letter no. PEL/P-1/223/824 Dtd. 05/04/08(**c enclosed as annexure-XVIII**, for an advance of 75% of the assessed amount o items executed in tackling of the critical stretch till final settlement of the same such an amount of Rs. 1,19,88,869.16(Rupees One Crore Nineteen lakhs Ei Eight Thousand Eight Hundred Sixty Nine and Paise Sixteen) only can be relea as 75% advance on the balance payable amount of Rs. 1,59, 85,158.88(Rup One Crore Fifty Nine Lakhs Eighty Five Thousand One Hundred Fifty Eight Paise Eighty Eight) only. The balance payable amount of Rs. 1,59, 85,15 (Rupees One Crore Fifty Nine Lakhs Eighty Five Thousand One Hundred Fifty E and Paise Eighty Eight) only is arrived at by deducting the advance already paic procurement of materials & imported manpower and Payment made as per BOQ from total amount of extra items.(**Annex-XX**) .

In view of the above," **Supplementary estimate for extra ite executed for tackling of the critical stretch from ch.422.60m ch.431.48 in face-II of HRT** " amounting to Rs. 2,57,13,386.61 (Rupees Crores Fifty Seven Lakhs Thirteen Thousand Three Hundred Eighty Six and P Sixty One) only along with all the related analysis are submitted for approval of competent authority.

U.O.No/HRT-1/BDC/ 53 dtd. 06/05/2008

Encl. As above.

24/04/08
Dy. Manager (C)-1, HRT-1
BDC, KaHER, Bichom

Sr. Manager(C), HRT-1
BDC, KaHEP, Bichom

DGM(C)/EIC (Package-I)
BDC, KaHEP, Bichom.

- Contd -

ANNEXURE I

Notes

Visit of E[illegible] [illegible]ote-III) [illegible] DGM (D&E) [illegible] 30th [illegible] [illegible] 31st Jan'07

In connection wi[illegible] the e[illegible]tivity [illegible] 463.25 m to 470 [illegible] m i[illegible] Face-I [illegible], a visit was ma[illegible] by [illegible] Executive HOP,BDC, DGM [illegible] BDC [illegible] and other site of[illegible] [illegible] 30.01.07 [illegible] [illegible] 422.[illegible] m [illegible] Face-II and between Ch. [illegible] of HRT-I [illegible] reported by the site authority [illegible] (Project-III), and [illegible] DGM(D&E) along with [illegible] GSI, SMEC and M/s Patel Engineering Ltd.

The Executive [illegible] Project-[illegible] on the abovem[illegible] [illegible] criticality [illegible] chronological a[illegible]tivitie[illegible] along wi[illegible] submitted and enclosed herewith. [illegible] DGM (D&E) was apprised with the situation [illegible] authorities. The details of the situation with [illegible] note and suggestion, Geologist, GSI are [illegible]

Followed by the site visit a discussion [illegible] made in the presence of all the officials and representatives from M/s Patel [illegible] Ltd., GSI, M/s [illegible]EC and observations and suggestions thereafter are recorded [illegible]

Face-II (Ch. [illegible] m)

- The H[illegible] in [illegible]ce-II [illegible] [illegible]ugh a critical stretch comprising of a shear zone at Ch. 422.[illegible] m.
- Heavy [illegible]ose f[illegible] of abo[illegible] [illegible] from the shear had been recorded on 12th Jan' 07, 15th Jan'07 [illegible] 19th Jan'0[illegible] [illegible] Jan'07.
- Heavy [illegible]eepage of the [illegible] [illegible]00 Ltrs/min had been reported from this face.
- In the [illegible] side of the face [illegible] of about 100 Ltrs/min had been reported.
- The p[illegible]posal [illegible] advancing [illegible] from the left side by M/s PEL was not agreed upon [illegible] the authorities at [illegible] seeing the situation.
- Cement sand and C[illegible] [illegible]ing should be continued with efficient high capacity grout pump [illegible] [illegible] of the cavity is ensured. After grouting proper observation [illegible] be ma[illegible] [illegible] removal of the temporary support.
- Grou[illegible]ing sho[illegible] be done [illegible] using packer.
- Detai[illegible] observ[illegible] [illegible] discharge from the drainage holes is advised.
- The [illegible]pecti[illegible] observat[illegible] [illegible] be furnished to the design wing regularly.
- If dis[illegible]arge from the [illegible] [illegible] do not decrease in due course, the ED(P-III) and DGM(D&E) opin[illegible] [illegible]ging CWC and M/s SMEC for further decision of acceleration of the f[illegible]
- The [illegible]ecutive Director [illegible] [illegible]ined for keeping the records of the criticality in the [illegible] of [illegible] [illegible] for future reference.
- Tra[illegible] test should be [illegible] to ascertain the [illegible]ge of the drained out water with [illegible] by [illegible]ce.
- Whi[illegible] proc[illegible]ing with [illegible] and benching in this critical stretch, suppo[illegible] measures i[illegible] [illegible] section should be provided.

Shri A. Chandhury,
Sr. Mr. (C), O/o the D (T)
For kind appraisal of D (T).
4/4/05

30/3/05

Note the proposal [illegible] [illegible] suggestion [illegible] [illegible] for further action
3/4/05

NEEPCO
North Eastern Electric Power Corporation
New Delhi

E Tyebul

Pace-I (Ch. [illegible]

- Boring [illegible] between [illegible]
- The addi[illegible] found [illegible]

[illegible] bench[illegible] a difference of 3m [illegible] improve[illegible]
[illegible] the S[illegible] A[illegible]ties in this stretch is [illegible] the pro[illegible]ring in each stretch.

31/1/07

30/1

(10) ANNEXURE-II

SMEC

Record of discussion held between SMEC & NEEPCO

Date 15 02 07
Location Bichom Site Office
Attended by

SMEC :
1. Robert Goldsmith, Engineering Geologist
2. Mr. Robert Nievergelt, Tunneling Engineer
3. Mr. R Badal, Rock Mechanics Engineer
4. Mr. D Anand , Geotechnical Engineer
5. Mr. T L Sarma, Site Coordinator

NEEPCO
1. Mr. S. K. Das, DGM (C)
2. Mr. C. D. Deori, Sr. Manager (C)
3. Mr. M. Dihingia, Sr. Manager (C)
4. Mr. G. Kalita, Geologist

1. BICHOM DAM:

- The urgency of the design drawings for the blocks 4 & 5 was appreciated and SMEC indicated that the drawings now depend on finalization of the reduced gate level details. It was indicated that the designs for these blocks may be ready within about 2 weeks.
- SMEC has received as-excavated profiles and these will assist in the completing the design for the foundation stripping profile for left abutment.
- SMEC referred to its previous report on right abutment in the talc - chlorite schist issued to NEEPCO recently. Recommendations in that report were made for:
  - continuing detailed geological mapping as cleanup proceeds. The existing mapping is very useful as it indicates the widespread existing of clay filled joints and sheared zones, and the variability of the condition of the schist
  - starting point load-testing ASAP, and guidelines have been given to the laboratory personnel of NEEPCO at Package 2 lab.
  - Core sampling for unconfined compressive strength, and more tri-axial test. NEEPCO to source portable coring device.
  - It is important to conduct grouting trial as soon as practical.
- The need for a second soaked in - situ shear test is currently under evaluation. Such a test would be located so as to avoid construction work areas.
- Details of these recommendations will be provided next week.

2. TUNNEL

- SMEC discussed initial findings for the site visit to the tunnel faces 1 & 2 and following items discussed were preliminary advice only.

- It was indicated that before any recommendation can be provided, SMEC needs to refer to the Tunnel Designers, and the Technical Director, Tunnels

2.1 Face 2

- Asked for advice by NEEPCO on the current collapse situation, it was suggested that drainage holes be installed with drilling as deep as possible to the maximum extent of the available Boomer, that is nominally 20 m. Drainage is the most critical activity at this stage. The drainage holes should be directed above the estimated extent of the cavity and above any grouting holes. Various directions should be trialled above and to the right hand side of the tunnel, to attempt to intercept water holding strata which are currently draining into the cavity.
- The effectiveness of the present grouting activities are uncertain (grout is currently being injected into the fallen material resting above the tunnel crown). If NEEPCO wish to maintain this grouting, then it is advised that an increased thickness grout should be tried, compared to the present 1:1 water/cement mix, as the grout had been observed to flow back out of the material during the site visit. Additionally, sand or saw-dust additives could be trialled in an attempt to bind the grout mix within the slumped material above the tunnel crown.
- NEEPCO asked whether chemical grouting was an option for stabilizing the current overbreak problem. SMEC agreed that this was one alternative which should be investigated.

2.2 Face 1:

- It is understood that the tunnelling is making slow progress at this face due to considerable overbreak occurring above and ahead of the advancing tunnel face. At the time of the site visit, no tunnelling activities were being undertaken, as time was being allowed for setting of concrete placed into the overbreak above the last installed sets of ribs.
- NEEPCO described the type of failure occurring at this face as being block or wedge failure out of the face along the foliation planes which in this drive dip in the opposite direction to the direction of tunnelling. The schist material predominant in this part of the tunnel drive is extremely friable and has a tendency to crumble from the crown, even between spiling bars installed at 300 mm spacing.
- Asked for advice, SMEC suggested that shotcreting of the perimeter of the tunnel after each advance may assist to prevent fragmentation of the material at the crown. It was suggested that increasing the space between heading and bench (currently 3 m), maintaining a berm at the face, and spiling ahead of the face (face nailing) were appropriate measures to prevent blocks falling out of the tunnel face.

2.3 Conclusion

- SMEC will aim to have a report for the site visit with recommendations prepared by the end of the following week (23.02.2007)

(12) ANNEXURE - III

NOTE ON THE GEOTECHNICAL ASSESSMENT OF THE SLUSH FLOW ZONE AND THE CAVITY FORMATION IN FACE-II OF HRT-I AND FOUNDATION ROCK OF RIGHT ABUTMENT OF THE DAM, BICHOM, KAMENG H.E. PROJECT, ARUNACHAL PREDESH.

BY

E. BALASUBRAMANIAM.
DIRECTOR
GEOLOGICAL SURVEY OF NDIA

Date of Inspection: 11.03.07

On request from Project Authority of Kameng H.E. Project, site inspection visit is undertaken to evaluate the progressive construction stage geological/geotechnical conditions of the locations for various components of Kameng H.E. Project. Shri A. Bora, Geologist, GSI and Shri B. C. Saha, DGM(C), NEEPCO Ltd., Tezpur accompanying during the visit.

On 11.03.07, the Face-II of the HRT-I was inspected followed by the inspection of Dam foundation on 12.03.07. Shri U.K. Borah, DGM(C), EIC (Pkg-I) and other officers of NEEPCO were involved during site visit and discussions.
Site officials appraised that on 12.01.07, 8m long, 5m wide and 4m high cavity has formed on the right side of the crown at Ch. 422.60m, due to loose fall. The cavity is oriented at about 45^0 angle upward and away from the center line.

Periodic ejection of slush material in semi liquid form flowed from the cavity with pressure, to the tune of 200 cum to 800 cum each time on various dates upto 16.02.07. Seepage water flow, varying from 160 to 400 Ltrs/min was observed during the above period.

Probe holes drilled on the face and away from the crown have indicated that the soft and loose material zone is about 3m deep on the left side, beyond which hard rock is intersected. However, due to limitation in Boomer capacity, cavity could be probed upto 19m depth only, upto which loose material was encountered.

Attempts were made to consolidate the loose material by grouting and backfill the cavity with concrete and cement slurry, since 16.01.07. Till date 13,956 bags of cement grouting and 240 cum of Backfilling have been done with practically no effect. The cement grout also came out along with slush as independent irregular lumps and blocks.

At present the opening is sealed with concrete and packed with sand filled gunny bags. Photo and video clippings, taken on various dates of slush flow were shown to understand the situation.

The tunnel face was inspected along with the site officials. The following observations were made.

1. The tunnel is passing through metasedimentary rocks of Pre-Cambrian age, which occupies regionally the area around Bichom Dam Complex upto just north of Tenga Dam locality. The Pre-Cambrian rocks of the area comprise Chlorite-Sericite–Phyllite, Quartz-Muscovite–Sericite Schist, Quartzite, Quartzo–Feldspathic Gneiss, Streaky Gneiss and Porphyroblastic Granite Gneiss.

2. The Tunnel Face-II, in the problem zone, is occupied by Quartzite/Quartzo-Feldspathic Gneiss, striking approximately at right angle to the tunnel and dipping at about 45^{0} towards the face.

3. The probe holes have indicated that the same strata continue on the other side of the loose zone also.

4. The loose fall and the cavity zone are located within the quartzite/Quartzo-feldspathic Gneiss.

5. The loose material comprises angular to medium and course Quartz and Kaolin clay of about equal proportion.

Assessment of the loose fall zone:

1. The hard Quartzite/Quartzofeldspathic Gneiss are medium to course grained, dull white in colour comprising transparent quartz and white colored feldspars. The gneissosity is feebly developed.
2. The slush is derived from the degradation of the Quartzite/Quartzofeldspathic Gneiss.
3. The Quartzofeldspathic Gneiss/Quartzite appears to have undergone intense fracturing and comminution in the cavity and loose fall zone followed by degradation of feldspars into Kaolin clay.
4. Seepage water liquefied the loose material and was in store. When the zone was opened during tunnel boring the liquid material flowed freely into the tunnel under gravity. The force of the flow is caused by the self weight of the liquefied material.
5. Due to limited seepage into the fracture zone, liquefaction of the loose material takes time, causing periodic outflow as and when sufficient quantum accumulates.
6. With successive outflows, the cavity and thereby the area available for liquefaction progressively gets enlarged which is the cause for the gradual increase in the quantum of flow.
7. The liquefied material will occupy the bottom of the narrow orifice and the cavity will be at the top end of the loose zone. The thrust for the outburst of the material is given by infilling liquid material by self weight.

(74)

8. One of the following processes may have caused the development of the fracture zone.

   a. In tight isoclinal folds the axial part on the fold will be a high tension area where intense, closely spaced axial plane fractures develop. When any slip or fault in this zone occurs along the axial plane, mechanical crushing of the material takes place in a restricted pipe like zone. In this specific case, the Quartzite/Quartzofeldspathic rock, forming part of the axis of the fold, oriented along the cavity zone has undergone intense fracturing and grinding. Later the freed feldspars got altered into Kaolin clay by seepage water.

   b. The cavity zone could be part of a shear/fault zone. Mechanical grinding and alteration of feldspars could have taken place.
   c. The fracture zone being highly permeable, seepage water from the surrounding area get accumulated in this zone, causing liquefaction of the material.

Suggestions:

1. Options are not available for assessing the extent of the fracture zone or the quantum of the slush material in store.
2. Probe holes have indicated the presence of loose material upto about 3m further in the tunnel line on the left side. The depth of the loose zone on the right hand side of the face could not be assessed by drilling. The depth along the cavity could be probed upto 19m and found to contain only loose material.
3. Hence, it is risky to open fully the loose fall zone and allow the unknown quantum of semi liquid material to flow into the tunnel.
4. Since, the finer fraction of the slush material is clay, attempt to consolidate the material by cement grout will not be successful as the grout will not travel in clay material.
5. Since Kaolin, derived from degradation of feldspars, constitutes the entire clay fraction, attempts should be made to identify a suitable chemical which will interact with Kaolin and consolidate the material or facilitate cement grouting of the loose material by dissolving the clay.
6. However, the above treatment, even if it is successful , is constrained by the fact that since the dimensions of the loose material zone and the quantum of slush material existing are not known.
7. The ground surface across the projected vertical plane of the cavity line should be checked for the occurrence of any fault/shear zone in order to confirm the possible cause for the slush material zone.
8. Extent of pressure that will be developed and created by the loose material on the tunnel gradually over a period of time is not assessable. Hence, it is

required to provide reinforcement to the tunnel in the loose zone by appropriate steel liner.

9. In the light of the unknown factors involved, the option of deviating the tunnel away from the fracture zone may also be considered. In that direction necessary probing investigations may be initiated.

BICHOM DAM RIGHT ABUTMENT AREA.

A wide zone of highly puckered chlorite-sericite mica schist is present on the right abutment foundation area of the dam. The dam axis is along N 77°E – S 77° W. The schist band trends in N70° -80° W – S 70° -80° E direction and dip at 60°, - 75° towards SSW direction, crossing the Dam axis obliquely towards D/s to the left abutment side.

Cement-Rock bondage between the schist and the concrete will be doubtful, since, the schist material will slake in contact with water. Consequently, water will seep through the interface.

Hence, it is suggested that an appropriate concrete cover may be put in place on the U/s side of the Dam concealing the foundation over the schist.

12/3/07

E. BALASUBRAMANIAM.
DIRECTOR,
GEOLOGICAL SURVEY OF NDIA

***

Annexure-L

NOTE SHEET

नर्थ ईस्टर्न इलैक्ट्रिक पावर कॉरपोरेशन लिमिटेड

(भारत सरकार का उद्यम)

NORTH EASTERN ELECTRIC POWER CORPORATION LTD.

(A GOVT. OF INDIA ENTERPRISE)

Kameng Hydro Electric Project

Subject: Recommendation / Suggestions by the Visiting Experts on the hurdle encountered in Face – II of HRT, as recorded on 26th March 2007 at KPC, KaHEP

Having put up the critical issue encountered on face -II of HRT to the Visiting Experts Dr. B. M. Hukku, Ex Dy. Director General, GSI and Dr. B. K. Mittal, Ex Chairman, CWC at KPC, KaHEP on 26th March 2007, following suggestions have been issued by the Experts.

1. To ascertain the quantum / extent of Loose Muck stored on the right side of the face, probe holes with different inclinations upto a depth of about 30 Mtrs should be drilled. Thereafter, the associated findings/ observations should be recorded.

2. In case if the above probe holes fail to determine the extent of loose muck stored (i.e. if the holes do not encounter hard rock after crossing the loose zone), one exploratory drift having size of about 2.2M (H) X 1.5M (W) should be bored on the left side starting from a distance of about 10M away from the critical chainage 422.6 M. Such drift should be bored covering the length of deviated alignment. The purpose for boring the drift is to explore the geology for deviating the HRT alignment, if required.

As requested by the Visiting Experts, the above exploratory data needs to be furnished within the first week of April '07 for issuance of final recommendation / report within 18th April'07.

Necessary steps may be taken up expeditiously in accordance to above.

26/3/07
Executive Director (D & E)
Camp – KPC, KaHEP

Head of Project
BDC, KaHEP

Copy to:

1. The Executive Director (P-III), NEEPCO Ltd., Tezpur, for information and necessary action please.

U.O. No. 16 Dtd. 4/4/07
O/O Engr. In-Charge (Pkg-I), BDC, KaHEP

SGM (C)/E in C
For follow up action please
Shri A. Choudhury, SM (C), O/o the D (T)
For kind appraisal of D (T).
4/4/05

For information
J.G. (W-A)
SM HRT
Pl. furnish the data in regard to the geological work carried out & also suggestion if other at the earliest for further action
5/4/07

U.O. No. 03 Dtd. 27/4/07
O/O Engr. In-Charge (Pkg-I), BDC, KaHEP

OFFICE OF THE Engr. In-Charge : BDC : KaHEP
U. O. No. 2661 Dt. 30/3/07

ANNEXURE-V

NORTH EASTERN ELECTRIC POWER CORPORATION LTD.
(A Govt. of India Enterprise)

Floor, NEEPCO Bhawan,
R.G. Baruah Road, Sandalpara
Guwahati-05,
Tel. No. 0361-2201097
Fax No. 0361-2201096

No. NEEPCO/GHY/D&E/T-13/2006-07/...403...

Dated: 24/04/07

The H.O.P.
BDC, KaHEP, NEEPCO Ltd.,
Bhalukpung, Arunachal Pradesh

Sub: Report of Dr. B. K. Mittal and Shri B. M. Hukku, expert consultants on HRT FACE-II of Kameng H. E. Project, A.P.

Enclosed please find herewith 1 (one) copy of report of Dr. B. K. Mittal and Shri B. M. Hukku, expert consultants pertaining to HRT FACE-II of Kameng H. E. Project, A.P.

This is for your information and needful action please.

Encl: As stated above.

Executive Director (D&E)
NEEPCO Ltd.
Guwahati-05

Memo No. NEEPCO/GHY/D&E/T-13/2006-07/.....

Dated: 24/04/07

Copy to:-

1. The Director (Technical), NEEPCO Ltd., Brookland Compound, Lower Lawa Colony, Shillong-793003, for favour of perusal along with 1 (one) copy of said enclosures.
2. The Executive Director (Project-III), KaHEP, NEEPCO Ltd., Dhonkhowa Hear, Tezpur, Assam, for information and necessary action along with 1 (one) copy of said enclosures.

Executive Director (D&E)
NEEPCO Ltd.
Guwahati-05

P-15 N

NOTE SHEET

The pre pages of the note sheet may kindly be perused.

The proposal for Review of Rates for the extra items executed for Tackling of the critical stretch from Ch 422.60m to 431.48m is in order.

Additional 1 % work cess has been included with the total cost of the items. The same may be agreed to finance subject to review approval of HOP. Total financial involvement is Rs 4,11,93,374.00 including 1% Work Cess.

Put up for comments / concurrence Please.

24/09/09

Dy. Manager (F)

Sr. Manager(F)

Notes above.

The Revised Rate analysis against critical stretch from ch. 422.60 m to 431.48m is agreed in finance and concurred for Rs. 4,11,93,374.00 including work cess 1%.

It is seen from the record that we have already released an amount of Rs. 4.55 cr. As such the over payment made to the party is required to be recovered from any payment due which comes first.

The competent approval may please be accorded to recover the excess payment made. ~~Subject~~

Submitted please.

HOP DOC. (Notes above and at pre-pages.)

The revised supplementary estimate for extra item(s) executed in the critical stretch from ch. 422.60 m to ch 431.48 m (1.0 km) amounting to Rs 411,93,374.0 (including 1% work cess) as proposed and vetted by Site finance is approved.

The difference of payment released based on the approval vide U.O. no 2119.50 dt 01/5/09 as proposed to be recovered is concurred.

DGM (C)/Ex i/c Pkg-I may pl take further action.

APPENDIX-1.C.

2ND BLOW OUT AT CH 584.48M

T-9.

An inspection note on Face-II of HRT, Bichom Dam Complex as on 15.12.07.

By. A.Born,Geologist,GSI

The Face-II was inspected at the reported chainage of 599.48m along with Shri M.C.Dihingia, Sr. Manager(C),HRT and other site Engineers and Geologist of NEEPCO and representatives of M/s PEL. During the inspection rib erection in left side of the heading was in progress.

During inspection following observations have been made.

1. The Face advanced in Heading and Benching method from Ch. 474.75m onwards.
2. The face at the heading comprise of Feldspathic Quartzite which are gray in colour and highly jointed with clay infillings.

The following joint sets are recorded.

Sl. No.	Join t Set	Dip Direction &Amount	Spacing of Joints.	Condition of Joints	Apperature/ Fillings.
1.	J-1	185°/50°	5-15 cm	Irregular rough	1-5mm (with Clay/ Talc/Sericite)
2.	J-2	300°/70°	6-25 cm	Irregular rough	2-4 mm
3.	J-3	80° /35°	5-12 cm	Irregular rough	1-4 cm(Clay)

3. The face comprise of medium strong rock which are slightly weathered and damp in nature.
4. Though the face excavated against the foliation direction, other 2 joint sets dipping away from the face. Joint planes are clay filled and form wedges and fall down as angular fragments and angular blocks depending upon the joint spacing. The rock of the area suffered intense deformation due to which they are highly fractured and clay filled because of alteration of feldspar to clay minerals.
5. Due to the prevailing geological environ, the rock mass become poor with RMR value of 26 categorized under Class IV.
6. Face is advanced in Heading (segment wise) with selective blasting based on rock and face condition.
7. Rib support has been provided @ 0.50 m C/C to 0.75m C/C with back filling segment wise by placing precast slab between the ribs.

U.O. No. 863 Dtd. 11/1/08
DO Engr. in-Charge (Pkg-I), BDC, NEEP

Noted 17/1/08

Suggestion:

The rock condition encountered during boring of HRT in face-II is poor in nature with heavy loose fall from crown after blast at Ch. 584.48m and Ch. 590.13m., which delayed the boring activity in Face-II.

The rock mass particularly at crown needs consolidation and support in advance by providing forepolings using perforated M.S Pipes at suitable spacing with cement/microfine cement grouting through the inserted pipes. After doing so, the rib spacing may be slightly increased and segmental boring may be avoided.

As joint planes are filled with clayey materials, for consolidation suitable grout may be used.

In the prevailing geological condition the forepoling using 32 mm bar appears inadequate.

Wherever heavy loose fall with formation of cavity was encountered, proper consolidation should be ensured.

A suitable distance between heading and benching should be maintained for smooth simultaneous activity.

During benching operation proper care should be taken.

In case of noticeable seepage from the face, advance drainage hole should be provided to release the accumulated water.

***

(107)

A Report on boring of Face-II of HRT-I under Package-I of Kameng H.E.Project (with emphasis on boring from Ch. 422.60m to 616.00m)

By G.C.Kalita,
Officer (Geology),BDC

Introduction:

The boring of HRT under Package-I for a total length of 5100m is commenced by two faces. Face-I is having a total length of 785.78m wile Face-II is 4314.22m. Out of the total length of 785.78m about 67m is cut and cover. The total completed boring length is 679.25 m leaving a plug of 34.01m to Intake portal till completion of excavation of dam right bank blocks. The face-II is for a total length of 4314.22 m out of which till date 616.88m of boring has been completed. Despite of the stipulated time bound approach with higher desired rate of progress and all out efforts from both the Project Authority and the Executing Agency, the delay in boring is attributed to the poor geology encountered during boring of tunnel which is elaborated below.

Geology of Face-I(upto Ch. 684.25m)

The HRT of package-I ,BDC is passing through a sequence of low to medium grade metasediments comprise mainly of Mica Schist ,Phyllites, Quartzites etc.

The Face-I upto Ch 684.25m comprise of alteration of Mica Schist /Carbonaceous Phyllite and Quartzite ,with numerous quartz veins. Clay infillings within joint planes with minor shear and intense staining are also noticed in some of the stretches. The poor nature of the rock can be ascertained by its following properties:

i. Lower U.C.S value.
ii. Low RQD.
iii. Close spacing of joints.
iv. Aperture upto 5mm.
v. Clay /talc/sericite infillings within joint planes.

Seepage in face-I in the excavated reach was not a significant problem i.e. no major seepage was encountered. This may be due to the reason that the vertical cover of Face-I is upto 84m in the junction and is close to the river bed. As the level of the GWT is controlled by the prevailing topography/vertical cover, due to less vertical cover the water table may be below the excavated reach and as such no significant seepage was observed. The proportion of Mica Schist is more in Face-I to that of Face-II.

Despite of the poor geology, wherever the rock permits efforts has been made to expedite the progress by putting Class-III and Class IV support system with variation in spacing of the support system keeping in view all precautionary measures.

L Tybot

As such the boring of 679.25m out of 718.303m has been completed within 506 days @ 1.34 m/ day.

Two significant collapses has been occurred at Ch.380.25m and Ch.527.85m for which a significant time has been consumed for rectification of the same.

Geology of Face-II (with emphasis from Ch. 422.60m to 616.88m)

The excavated reach of Face-II of HRT is also passing through fractured Quartzite and Mica Schist alteration with numerous quartz veins. Carbonaceous Phyllite and crushed quartzite are also associated in some of the stretches. In most of the sections the quartzite encountered are thinly bedded and highly fractured. Closely foliated mica schist is associated with quartzite in almost through out the excavated section in this stretch. Clay/Iron oxide/carbonaceous matter etc. in the form of infillings are associated almost through out the stretch within the foliation plane of Quartzite. In some of the stretches quartzite are pure while in some other it comprises of micaceous matter. Mostly Mica is soft with weathering while in some other stretches it is relatively hard. Seepage encountered in this face is associated with interlayer mica schist and along foliation plane.

1. The UCS ascertained vide MSI for the encountered rock mass in this stretch is summerised as under.

Sl. No.	Chainage (in M)	Strength(MPa)
1	422.60 to 453.23	50-200
2	453.23 to 494.18	50-150
3	494.18 to 585.13	5-150
4	585.13 to 616.88	5 -50 occasionally 100

2. The prominent joint sets encountered within the excavated portion of Face-II of HRT rock strata are as under.

Sl. No.	Joint Set	Dip Direction &Amount	Spacing of Joints.	Condition of Joints	Apperature/ Fillings.
1.	J-1	110°-220°/30°-80°	0.3-50 cm	Wavy Irregular to Planner rough	1-5mm (with occasional Talc/Sericite/c lay)
2.	J-2	300°-35°/14°- 80°	1-60 cm	Planner rough to planner Irregular	1-5 mm

3.	J-3 J-4	10°-80° /25°-85° 200°-290° /30°-85°	1-50 cm 1-70 cm	Planner Rough Planner Rough	1-10 cm 1-5 mm

3. Seepage Condition.

Seepage varies within Dry to wet, while flowing condition has been encountered within Ch. 422.60m to 430.13m.

The seepage is summeriesed as under.

Sl. No.	Chainage	Seepage
1	422.60mto 430.13m	Flowing
2	430.13m to 439.00	Dry to Damp
3	439.00m to 453.23m	Dry to Wet
4	453.23m to 455.23m	Damp
5	455.23m to 458.23m	Dry
6	458.23m to 484.98m	Wet
7	484.98m to 487.98m	Damp
8	487.98m to 491.98m	Dry
9	491.98m to 494.18m	Damp
10	494.18m to 502.68m	Damp
11	502.68m to 504.98m	Dry
12	504.98m to 519.23m	Damp
13	519.23m to 520.13m	Dry
14	520.13m to 524.48m	Damp
15	524.48m to 528.98m	Dry
16	528.98m to 585.13m	Damp
17	585.13m to 616.88m	Damp

4. Weathering Condition:

The rock in this stretch varies within Fresh to Highly Weathered in nature which is summarized as under.

Sl. No.	Chainage	Weathering
1	422.60m to 432.48m	HW to MW
2	432.48m to 487.98m	SW to MW
	453.23m to 468.23m	Fresh to Slightly Weathered.
	468.23m to 471.23m	Fresh
	471.23m to 487.98m	Fresh to Slightly Weathered.
	487.98m to 489.98m	SW to HW
	489.98m to 491.98m	MW- HW

493.00m upto a length of 10m. Though the entire section exhibit loose fall during erection activity, significant loose fall has been recorded at Ch. 584.48m and 590.13m. In some of the stretches canopy in the form of additional support has to be provided to restrict advancement of the face with frequent loose fall from crown portion. The face has been come to a stand still w.e.f 28.12.07 after huge slush flow and seepage encountered at Ch. 616.88m.

The heavy loose fall zone at Ch. 584.48m and 590.13m has been supported with Forepoling and Grouting in addition to the steel support. In this sections boring has been advanced with Heading and Benching very cautiously taking all precautionary measures with Rib erection and subsequent backfilling in half arch portion at a time.

Heavy seepage to the tune of 60-70 LPM has been recorded between Ch. 458.23m to 484.98m which significantly affected activities like loading and Blasting. Further frequent collapses of hole drilled for loading of explosive for face blast resulted in undercut which in turn increases the cycle time.

Keeping in view of the deteriorating nature of the rock with gradual increase in vertical cover, probe hole has been drilled to drain out the water and to release the pressure (if any) and also for tentative assessment of the rock type to be encountered. The probe hole has been drilled above SPL at about 10:00, 12.00 and 2.00'O Clock position in general. In some instances there may be slight change in position, may be either due to face profile or limitation of the machinery used.

The assessment from probe hole drilled within Ch. 422.60m to 616.88m is summerised as under.

Sl. No.	Chainage	Length	Hole No.	Location	Observation	Remarks.
1	502.68m	10m	1	2m above SPL 1m from right periphery	85% Hard 15 % Slightly Loose	Bit size 89mm
			2	1 m below Crown	75% Hard 20% Slightly Loose 5% loose	
			3	2.1m above SPL 1.50m from left periphery	85% Hard 4% S. loose 11% loose	
2	513.48m	10m	1	1.7m above SPL 1.50m from right periphery	70% soft 30 % S. hard.	Bit size 89mm
			2	1m below crown	55% soft 45% slightly hard	
			3	1.7 m above SPL 2m from left	65% soft 35% hard.	

				periphery		
3	522.27m	10m	1	2 m above SPL 1.75from right periphery	80% soft 20% slightly hard.	Bit size 89mm
			2	1.75m below crown	50% soft 30% slightly Hard 20%Hard.	
			3	1.75m above SPL 2.00 m from left periphery	65% soft 35% slightly Hard.	
4	531.23m	10m	1	2 m above SPl 1.75m from right periphary	20%Hard 10%Slightly Hard 70 % soft.	Bit size 89mm
			2	1.75 below crown	15% Hard 20% slightly Hard 65% soft	
			3	2 m above SPL 1.90m from left periphery	40% Hard 25% slightly Hard 35% soft.	
5	546.98m	7 mt	1	2.75 m above SPL 1 m from right periphery	71.43% soft 28.57 % slightly hard.	Bit size 89mm
			2	2 m below crown	42.85% hard. 14.30% slightly hard. 42.85% soft.	
6	28.11.07 588.63m	10	1		27.5% Hard 50% M. Hard 12.5% soft to M. hard. 10% soft.	Bit size 89mm
7	605.00	10	1	2.5m above SPl 1.50m from R. Periphery	95% M Hard. 5% loose.	Bit size 89mm
			2	0.50m below Crown	100% M. hard.	
			3	3m above SPL 1 m from left periphary	70 % M. Hard. 30% soft to M. Hard.	

(167)

8	615.00	3 No. holes has been drilled in face above SPL. 1 at crown and the rest 2 no. 1.50m in the periphery in both side upto a length of 6m. the purpose of the hole is to pre-inject cement grout so as to consolidate the rock. Observation: the hole upto a length of 6.00m indicates medium hardness of the rock. No seepage is observed from the hole during drilling and after insertion of pipes.

Every effort has been made to probe in advance the rock condition to be encountered. But in certain stretches it cannot be performed as in this stretches face may either be advanced with scaling and scooping.

So ,it may be expressed that the eventuality occurred on 28.12.07 is a Geological Surprise which cannot be assessed in advance in this type of complex Himalayan Terrain.

***

25/01/08

Officer (Geology)
O/o Engineer-in-Charge (Package-I)
Bichom Dam Complex,
KaHEP: NEEPCO Ltd.,

joints, yet the other two sets are dipping towards portal. Joints are closely spaced and with together with other above spatial geological environment prevails the rock mass become very weak and categorised under poor rock category of class IV, with RMR value ranges from 22 to 30. The Face advanced in benching and benchings with pull ranges from 1.5 – 3 m, supports by steel ribs @ 0.75 m to 1 m spacing with back filling concreting by placing pre cast slabs between the ribs. In this stretch the over break percentage ranges from 6.75 to 30.67 and distributed due to the prevailing geological environs. It is observed that in part between Ch. 511.48 m to 513.48 m for blasting single delay only one delay was used, however in future proper delay may be used for blasting

should use smaller delay detonators in advance operations to reduced damage to the surrounding mass which is very vulnerable. Pl. ensure in future

14/1/08.

13/12/07

A. Bora
Geologist (Sr). GSI.

U.O. No.HRT-I/BDC/Z4/S-24/dtd.23.11.07

~ 236 ~

PROGRESS REPORT

NAME OF PROJECT

MONTH

MONTHLY PROGRESS REPORT OF WORKS UNDER HRT-I

BICHOM DAM COMPLEX KAMENG H. E. PROJECT (4 X 150 MW), A.P.

26.Oct'07 to 25.Nov.'07

Sl.No.	Activity Work	Unit	Total Estimated Quantity	Completed upto Period	Balance Qty. For F-II, upto SP4 (Intake Portal)	Balance Qty. For F-II, upto SP3 (Intake Portal)	Progress during the Yr. 2007-08 Target For F-II, upto SP4 (Intake Portal)	Target For F-II, upto SP3 (Intake Portal)	Achievement upto Last Month	Current Month's Target	Achievement during current Month	Cumulative Progress during this year	Total Cumulative Progress	Next Month's Target	Anticipated Date of Completion	Remarks
1	COMMON WORKS Geophysical Survey comprising Seismic Refractivity Test	Sqm														Completed
2	Hydro Meteorological Observation	Sqm														Continued
3	Geological Investigation (Drilling)	Rm														Continued
4	Construction Material Survey	LS														Continued
5	PACKAGE WORKS -HRT-I Works															Further exploration for quarries in nearby area are being done.
	a) Intake Dam Excavation	Cum	17000	16000	1000		1000		-	-	-	-	16000	1000		As per Revised Construction Programme, the balance excavation was to be started from 01 April '08.However, as per construction drawing, the intake location has been shifted near the Dam body. Therefore, intake construction schedule has been deferred to match with the Dam works.
	b) Intake Dam Embankment	Cum	10000	8000	Completed								8000		Completed	
	c) Stage I Intake	LS		Completed											Completed	
	d) Intake Portal	No	1	Completed											Completed	
	e) Adit-II Boring	RM	89,000	34,111											Completed	
	f) Adit-II & HRT Junction	LS		Completed											Completed upto 24.Nov.'07	Some of the reasons due to which the progress of tunnel boring was hampered during the reporting period are as follows-
	Tunnel Boring: Fixed Tonnage Intake	RM	185	432.75	252.25	224.75	252.25	224.75	186.50	45	0.00	186.50	479.25	45		► FACE-I From 13/09/2007 (8:00 AM) the boring of Heading in this face had been suspended at Ch. 584.196 m keeping 34.107 m of plug (unbored length of tunnel) from the fixed Intake Portal location (SP4) and Benching up to Ch. 679.25 m leaving a bench of 5.00 m to give toe support to the tunnel face. Since the Intake Portal is located adjacent to the Dam body, feasibility of further advancement of boring from the face needs to be examined in accordance to the revised construction drawing for Dam Excavation Profile.
	Tunnel Boring: Fixed Tonnage Length	RM	1087.5	922.60	1092.40		1126.00		114.09	99	41.25	155.13	679.73	99		► FACE-II ▪Normal operation of boring on the face had been taken up from 24/08/2007 by drilling & blasting of the full face after treatment of critical stretch. ▪Face-II comprise of carbonaceous phyllite with quartzite at crown. The carbonaceous phyllite are thinly bedded with crenulations which become discrete particles after blast. This loose behaviour exhibit lack of cohesiveness among adjacent beds. The Quartzite at crown are also thinly bedded with aperture of 2-5 mm. It exhibits fragmented behaviour. ▪ The progress of HRT boring was slow during the reporting period because boring has to be done very cautiously taking all the precautionary measures & Heading and Benching method of tunnel boring have to be followed due to encountering of very poor geology as mentioned above. ▪ Frequent loosefall from crown portion on 4/11/07 & 5/11/07 delay the work of rib erection.Canopy at the crown portion had to be provided during fixing of tagging and bulkhead resulting in overall delay of cycle times. ▪The progress at F-II has come to a standstill from 15/11/07 again at Ch.584.48m due to heavy loosefall with sudden roof and face collapse resulting formation of cavity. The problem is almost similar to that encountered on 12/01/07 at ch.422.60m except seepage. Treatment of the cavity is in progress and anticipated to be completed within November07. ▪Prior to encountering of the poor rock strata,minimum cycle time attained in the face for 2.25m pull was about 19 hrs with full face blast. The time consumed in achieving 41.25 m progress w.e.f. 26/10/2007 to 25/11/2007 was 744 hrs against the required time of 348 hrs with a time over run of 396 hrs (16 days 12 hrs).
	Tunnel Boring: Total	RM	1272.5	1355.35	4194.65		1378.25		231.59	144	41.25	242.63	1157.98	144		
6	ROAD WORKS Road from Nalhung to Bichom Job-01 Completed	Km	2.5	2.5	Nil											
	Job-02	Km	2.5	2.5	Nil											
	Job-03	Km	2.5	2.5												
	Job-04	Km	2.5	2.5												
	Job-05	Km	2.5	2.5												
	Total	Km	12.5	12.5												

NOTE:- The total cumulative hindrance (non attributable) to the contractor up to 25/11/2007 is 267days 10hrs 25 minutes.

To

The HoP EDC KaHEP NEEPCO Ltd. Bichom for favour of information & further needful please.

Copy to: The SIC (F-II)DGM(C), EDC KaHEP, NEEPCO LTD. Bichom for favour of information & further needful please

26/11/07 SR. MANAGER R.D.C. Kahep, Neep Co. Ltd. Bichom (A.P.)

26/11/07 Engineer(c) Hrt-1 Unit Kahep, Neep Co. Ltd. Bichom (A.P.)

26.11.07 Engineer(c) Hrt-1 Unit EDC, Kahep, Neep Co.Ltd. Bichom(A.P.)

APPENDIX-1.D.

3RD BLOW OUT AT CH 591.13M

U.O. No./HRT-1/BDC/ 295-97 dtd. 28/12/07

NAME OF PROGRESS REPORT: MONTHLY PROGRESS REPORT OF WORKS UNDER HRT-I

NAME OF PROJECT: BICHOM CHU COMPLEX – A PROJECT 4 X 150 MW H.E.P.

MONTH: 01.11.07 to 30.11.07

Sl.No	Activity Name	Unit	Total Estimated Quantity	Completed Upto May'07	Balance Qty: For F4, Upto SP3 (Intake)	Balance Qty: For F4, Upto SP4 (Intake Portal)	Progress during the yr. 2007-08: Target: For F4, Upto SP3 (Intake)	Target: For F4, Upto SP4 (Intake Portal)	Achievement upto last month	Current Month's Target	Achievement during current month	Cumulative Progress during this year	Total Cumulative Progress	Next Month's Target	Anticipated Date of Completion	Remarks
1	DAMMION WORKS – Geophysical Survey comprising seismic, Resistivity Test	Km														Completed
2	Hydro Meteorological Observation	Sq.Km														Continued
3	Geological Explorations – Drilling	Rm														Continued
		Dm														Continued
4	Construction Material Survey															Further exploration for quarries in nearby area are being done.
5	PACKAGE WORKS – HRT-I Works (Intake Open Excavation)	Cu.M	17000	17000	2000		2000		–	–	–	–	19000	1000		As per Revised Construction Programme, the balance excavation was to be started from 01 April '08 However, as per construction drawing, the intake location has been shifted near the Dam body. Therefore, intake construction schedule has been deferred to match with the Dam works.
	(i) Intake Open Excavation	Cu.M	9000	9000	Completed								9000		Completed	
	(ii) Signal Installation	LS			Completed										Completed	
	(iii) Adit Portal	No	1		Completed										Completed	
	(iv) Adit-II Boring	RM	38,000		34,111										Completed	
	(v) Adit-II to HRT Junction	LS			Completed										Completed on 01/12/2007	Some of the reasons due to which the progress of tunnel boring was hampered during the reporting period are as follows-
	(vi) Adit-II Tunnel Boring: Face-I (Intake)	RM	735	192.75	390.25	203.50	370.25	225.50	158.50	45	0.00	158.50	570.25	45		➤ FACE-I From 13/08/2007 (9:00 AM) the boring of Heading in this face had been suspended at Ch. 584.196 m keeping 34.107 m of plug (unbored length of tunnel) from the fixed Intake Portal location (SP4) and Benching up to Ch. 679.25 m leaving a bench of 5.00 m to give toe support to the tunnel face. Since the Intake Portal is located adjacent to the Dam body, feasibility of further advancement of boring from the face needs to be examined in accordance to the revised construction drawing for Dam Excavation Profile.
	Face-II (Intake)	RM	4015	422.50	3592.40		1199.00		159.13	99	29.50	188.63	608.63	99		➤ FACE-II ▪Face-II comprise of dull white Quartzite with three sets of prominent joints and clay infillings within the foliation plane. Aperture varying from 1 to 3 mm and individual beddings vary from 5 to 25 cm. The dip of the bedding plane is 50° towards 175° (towards the face). The face is damped in nature. Seepage is also noticed from the face. ▪ Ribs were being erected by scooping and trimming by Rocket Boomer (one half Arch at a time). Advancement is made very cautiously by providing additional support measures and Canopy which is necessary to prevent further deterioration of the rock strata ▪ The progress at Face-II had come to a standstill from 01/12/2007 to 09/12/2007 due to heavy loosefall and subsequent formation of cavity at 5:00 PM on 01/12/2007 at Ch. 591.13m. After blast at heading for a pull of 1.00m. It was observed that upto about 2.00m above SPL the face comprised of Mica Schist overlain by crushed Quartzite. The cavity at Ch. 591.13m has been formed due to presence of the crushed quartzite above the schist layer which may be a part of localized shear. Presence of clay in the weak plane act as a media for slippage. This slip along the weak plane may induce the collapse through out the periphery and might have given rise to the formation of cavity at this stretch with advancement of the face. ▪ The cavity has been tacked by backfill concrete, providing forepoling ring with heavy duty perforated MS pipe with consolidation grouting on 05/12/07. ▪ After tacking the Cavity, Ribs were being erected very cautiously by scooping and trimming by Rocket Boomer one half Arch at a time ▪ After observing some improvement in the rock strata in the face, full face heading was taken on 19/12/07 and was completed successfully on 20/12/07. But while full face Heading was taken on 21/12/2007 heavy loosefall and subsequent formation of cavity occurred during rib erection at 6:45PM at ch.610.88m. The problem was tacked by providing canopy and subsequent beddding on 22/12/07. Thereafter again full face heading was taken up to achieve optimum progress. ▪Poor geology is still continuing in the face which is hindering the progress of boring. ▪Prior to encountering of the poor rock strata,minimum cycle time attained in the face for 2.25m pull was about 19 hrs with full face blast. The time consumed in achieving 29.50 m progress w.e.f. 26/11/2007 to 25/12/2007 was 720 hrs against the required time of 249 hrs with a time over run of 471 hrs (19 days 15 hrs).
	(vii) Adit-II Tunnel Boring: Face-II (Intake)	RM	4107	945.05	4134.85		1312.50		242.50	144	29.50	272.00	1297.49	144		
6	ROAD WORKS – Kahan to Bichom (Link-2)	Km	2.310	[illegible]	[illegible]											
	[illegible]	Km	[illegible]	[illegible]	[illegible]											
	[illegible]	Km	[illegible]	[illegible]	[illegible]											
	[illegible]	Km	[illegible]	[illegible]	[illegible]											
	[illegible]	Km	[illegible]	[illegible]	[illegible]											

NOTE:- The total cumulative landrence (non-distributable) to the contractor up to 25.11.2007 is 277days 19hrs 35 minutes.

To

The HoP BDC,KaHEP NEEPCO Ltd. Bichom for favour of information & further needful please.

Dy. Manager(C)
HRT-1 Unit
BDC Kahan NeepCo Ltd

SR. MANAGER (C)
HRT-1 B.D.C.

Engineer(C)
Hrt-1 Unit
Neep Co.Ltd

80
238

A Report on boring of Face-II of HRT-I under Package-I of Kameng H.E.Project
(with emphasis on boring from Ch. 422.60m to 616.00m)

By G.C.Kalita,
Officer (Geology),BDC

Introduction:

The boring of HRT under Package-I for a total length of 5100m is commenced by two faces. Face-I is having a total length of 785.78m wile Face-II is 4314.22m. Out of the total length of 785.78m about 67m is cut and cover. The total completed boring length is 679.25 m leaving a plug of 34.01m to Intake portal till completion of excavation of dam right bank blocks. The face-II is for a total length of 4314.22 m out of which till date 616.88m of boring has been completed. Despite of the stipulated time bound approach with higher desired rate of progress and all out efforts from both the Project Authority and the Executing Agency, the delay in boring is attributed to the poor geology encountered during boring of tunnel which is elaborated below.

Geology of Face-I(upto Ch. 684.25m)

The HRT of package-I ,BDC is passing through a sequence of low to medium grade metasediments comprise mainly of Mica Schist ,Phyllites, Quartzites etc.

The Face-I upto Ch 684.25m comprise of alteration of Mica Schist /Carbonaceous Phyllite and Quartzite ,with numerous quartz veins. Clay infillings within joint planes with minor shear and intense staihing are also noticed in some of the stretches. The poor nature of the rock can be ascertained by its following properties:

i. Lower U.C.S value.
ii. Low RQD.
iii. Close spacing of joints.
iv. Aperture upto 5mm.
v. Clay /talc/sericite infillings within joint planes.

Seepage in face-I in the excavated reach was not a significant problem i.e. no major seepage was encountered. This may be due to the reason that the vertical cover of Face-I is upto 84m in the junction and is close to the river bed. As the level of the GWT is controlled by the prevailing topography/vertical cover, due to less vertical cover the water table may be below the excavated reach and as such no significant seepage was observed. The proportion of Mica Schist is more in Face-I to that of Face-II.

Despite of the poor geology, wherever the rock permits efforts has been made to expedite the progress by putting Class-III and Class IV support system with variation in spacing of the support system keeping in view all precautionary measures.

As such the boring of 679.25m out of 718.303m has been completed within 506 days @ 1.34 m/ day.

Two significant collapses has been occurred at Ch.380.25m and Ch.527.85m for which a significant time has been consumed for rectification of the same.

Geology of Face-II (with emphasis from Ch. 422.60m to 616.88m)

The excavated reach of Face-II of HRT is also passing through fractured Quartzite and Mica Schist alteration with numerous quartz veins. Carbonaceous Phyllite and crushed quartzite are also associated in some of the stretches. In most of the sections the quartzite encountered are thinly bedded and highly fractured. Closely foliated mica schist is associated with quartzite in almost through out the excavated section in this stretch. Clay/Iron oxide/carbonaceous matter etc. in the form of infillings are associated almost through out the stretch within the foliation plane of Quartzite. In some of the stretches quartzite are pure while in some other it comprises of micaceous matter. Mostly Mica is soft with weathering while in some other stretches it is relatively hard. Seepage encountered in this face is associated with interlayer mica schist and along foliation plane.

1. The UCS ascertained vide MSI for the encountered rock mass in this stretch is summerised as under.

Sl. No.	Chainage (in M)	Strength(MPa)
1	422.60 to 453.23	50-200
2	453.23 to 494.18	50-150
3	494.18 to 585.13	5-150
4	585.13 to 616.88	5 -50 occasionally 100

2. The prominent joint sets encountered within the excavated portion of Face-II of HRT rock strata are as under.

Sl. No.	Joint Set	Dip Direction &Amount	Spacing of Joints.	Condition of Joints	Apperature/ Fillings.
1.	J-1	110°-220°/30°-80°	0.3-50 cm	Wavy Irregular to Planner rough	1-5mm (with occasional Talc/Sericite/clay)
2.	J-2	300°-35°/14°- 80°	1-60 cm	Planner rough to planner Irregular	1-5 mm

3.	J-3 J-4	10°-80° /25°-85° 200°-290° /30°-85°	1-50 cm 1-70 cm	Planner Rough Planner Rough	1-10 cm 1-5 mm

3. Seepage Condition.

Seepage varies within Dry to wet, while flowing condition has been encountered within Ch. 422.60m to 430.13m.

The seepage is summeriesed as under.

Sl. No.	Chainage	Seepage
1	422.60mto 430.13m	Flowing
2	430.13m to 439.00	Dry to Damp
3	439.00m to 453.23m	Dry to Wet
4	453.23m to 455.23m	Damp
5	455.23m to 458.23m	Dry
6	458.23m to 484.98m	Wet
7	484.98m to 487.98m	Damp
8	487.98m to 491.98m	Dry
9	491.98m to 494.18m	Damp
10	494.18m to 502.68m	Damp
11	502.68m to 504.98m	Dry
12	504.98m to 519.23m	Damp
13	519.23m to 520.13m	Dry
14	520.13m to 524.48m	Damp
15	524.48m to 528.98m	Dry
16	528.98m to 585.13m	Damp
17	585.13m to 616.88m	Damp

4. Weathering Condition:

The rock in this stretch varies within Fresh to Highly Weathered in nature which is summarized as under.

Sl. No.	Chainage	Weathering
1	422.60m to 432.48m	HW to MW
2	432.48m to 487.98m	SW to MW
	453.23m to 468.23m	Fresh to Slightly Weathered.
	468.23m to 471.23m	Fresh
	471.23m to 487.98m	Fresh to Slightly Weathered.
	487.98m to 489.98m	SW to HW
	489.98m to 491.98m	MW- HW

493.00m upto a length of 10m. Though the entire section exhibit loose fall during erection activity, significant loose fall has been recorded at Ch. 584.48m and 590.13m. In some of the stretches canopy in the form of additional support has to be provided to restrict advancement of the face with frequent loose fall from crown portion. The face has been come to a stand still w.e.f 28.12.07 after huge slush flow and seepage encountered at Ch. 616.88m.

The heavy loose fall zone at Ch. 584.48m and 590.13m has been supported with Forepoling and Grouting in addition to the steel support. In this sections boring has been advanced with Heading and Benching very cautiously taking all precautionary measures with Rib erection and subsequent backfilling in half arch portion at a time.

Heavy seepage to the tune of 60-70 LPM has been recorded between Ch. 458.23m to 484.98m which significantly affected activities like loading and Blasting. Further frequent collapses of hole drilled for loading of explosive for face blast resulted in undercut which in turn increases the cycle time.

Keeping in view of the deteriorating nature of the rock with gradual increase in vertical cover, probe hole has been drilled to drain out the water and to release the pressure (if any) and also for tentative assessment of the rock type to be encountered. The probe hole has been drilled above SPL at about 10:00, 12.00 and 2.00'O Clock position in general. In some instances there may be slight change in position, may be either due to face profile or limitation of the machinery used.

The assessment from probe hole drilled within Ch. 422.60m to 616.88m is summerised as under.

Sl. No.	Chainage	Length	Hole No.	Location	Observation	Remarks.
1	502.68m	10m	1	2m above SPL 1m from right periphery	85% Hard 15 % Slightly Loose	Bit size 89mm
			2	1 m below Crown	75% Hard 20% Slightly Loose 5% loose	
			3	2.1m above SPL 1.50m from left periphery	85% Hard 4% S. loose 11% loose	
2	513.48m	10m	1	1.7m above SPL 1.50m from right periphery	70% soft 30 % S. hard.	Bit size 89mm
			2	1m below crown	55% soft 45% slightly hard	
			3	1.7 m above SPL 2m from left	65% soft 35% hard.	

				periphery		
3	522.27m	10m	1	2 m above SPL 1.75from right periphery	80% soft 20% slightly hard.	Bit size 89mm
			2	1.75m below crown	50% soft 30% slightly Hard 20%Hard.	
			3	1.75m above SPL 2.00 m from left periphery	65% soft 35% slightly Hard.	
4	531.23m	10m	1	2 m above SPl 1.75m from right periphary	20%Hard 10%Slightly Hard 70 % soft.	Bit size 89mm
			2	1.75 below crown	15% Hard 20% slightly Hard 65% soft	
			3	2 m above SPL 1.90m from left periphery	40% Hard 25% slightly Hard 35% soft.	
5	546.98m	7 mt	1	2.75 m above SPL 1 m from right periphery	71.43% soft 28.57 % slightly hard.	Bit size 89mm
			2	2 m below crown	42.85% hard. 14.30% slightly hard. 42.85% soft.	
6	28.11.07 588.63m	10	1		27.5% Hard 50% M. Hard 12.5% soft to M. hard. 10% soft.	Bit size 89mm
7	605.00	10	1	2.5m above SPl 1.50m from R. Periphery	95% M Hard. 5% loose.	Bit size 89mm
			2	0.50m below Crown	100% M. hard.	
			3	3m above SPL 1 m from left periphary	70 % M. Hard. 30% soft to M. Hard.	

8	615.00	3 No. holes has been drilled in face above SPL. 1 at crown and the rest 2 no. 1.50m in the periphery in both side upto a length of 6m. the purpose of the hole is to pre-inject cement grout so as to consolidate the rock. Observation: the hole upto a length of 6.00m indicates medium hardness of the rock. No seepage is observed from the hole during drilling and after insertion of pipes.

Every effort has been made to probe in advance the rock condition to be encountered. But in certain stretches it cannot be performed as in this stretches face may either be advanced with scaling and scooping.

So ,it may be expressed that the eventuality occurred on 28.12.07 is a Geological Surprise which cannot be assessed in advance in this type of complex Himalayan Terrain.

***

25/01/08

Officer (Geology)
O/o Engineer in Charge (Package-I)
Bichom Dam Complex,
KaHEP: NEEPCO Ltd.,

APPENDIX-1.E.

4TH BLOW OUT AT CH. 616.88M

12/3/08

NOTE OF VISIT OF EXPERTS ON HRT FACE-II AT CH 616.88M OF KAMENG HEPROJECT(600MW), ARUNACHAL PRADESH(PERIOD FROM 6TH TO 10TH MARCH 2008)

1.0 BACKGROUND INFORMATION

1.1 It was reported that the HRT excavation was stopped at Face-II at ch 616.88m form 28.12.2007 due to heavy seepage and the tunnel was filled in with debris and rock fragments. The depth of deposition at ch 520.0m was at least 3.5m and Ch 580.0m at 5.7m. The face at ch 616.88m was completely filled up with rolling boulders. Now the slush/muck has been cleaned upto Ch.600.00 m(approx)

1.2 The site was visited by Director, GSI, Shillong on 17.01.2008 and opined that structurally the rocks were completely folded in the form of major anticlines and synclines with major fold axes were vertically faulted and sheared. Heavy accumulation of ground water in syncline fold closures was reported in the area. At this place the HRT encountered a major shear/fault zone along the axial plane of major syncline fold. The shear fault/zone comprises light colour sticky clayey gougy material and rock fragments of quartzite which came out in the form of debris/slush at the Face-II heading. Besides, the HRT Face-II is being excavated mainly in granite gneiss, quartzite with band of talc-chlorite schist. Rock conditions also changes at ch 616.88m onward where talc-chlorites schist was encountered at the crown level.

File (T-04)

1.3 Geological interpretations

The collapse heading at 616.88m of face-II of HRT, KaHEP is crossing through highly shattered quartzite with schistose bands which form acquicludes. The shattered quartzite which form aquifers and are highly charged with ground water.

The debris flow at the heading at face-II occurred on 28-12-07 and the debris flow extends upto about ± 213m into the HRT. The debris flow comprised of blocks and fragments of quartzitic material with clay representing crushed phyllite/schist.

In the excavated section of Face-II rocks are highly folded , overturn with boudins of quartzite. The rock formation trend N30°W-S30°E with easterly plunge. The foliation dips in general have moderate to steep dips. The sketch map by geologists, NEEPCO shows a linear ground depression trending roughly NW-SE across the tunnel section and extend further for about 40m from the present heading (sketch is enclosed). This depression may represent a major shattered and crushed rock zone within the quartizite and may extend upto a point downstream of the Bichom Dam site. Rocks are expected to improve after 40m from the present heading.

The tunnel excavation should be carried out in poor rock sections with drilled forepoles which can extend upto 15m length along the tunnel heading to prevent debris flow from heading. This is required as extremely poor rock may be encountered in this tunnel section between Face-II and Face-III.

2.0 FIELD INSPECTION

2.1 The tunnel Face-II was inspected and it was noticed that muck has been removed upto ch. 600.00m (approx). There are two openings in the debris/slush material, one is on left hand side and other is on right hand side. The steel rib at ch.614.53m was slightly visible on right hand side and water was coming out from top and bottom of steel rib flange. Similarly water was coming from left hand side opening. The quantum of water was much more on left hand side than the right hand side. The four ribs from ch 614.88m to 616.88m were still buried under debris.

2.2 The muck comprises of fragments of qurtazite and mica schist rock. The rock fragments were upto the size of 1.0mx 0.80mx0.40m approximately

2.3 It was observed that the steel rib at the face of niche on RHS of the tunnel at ch.503.30m were slightly bent at top towards the centre line of tunnel and the other steel rib at Ch. 493.00m was bending away from the centre line of the tunnel. Though the steel ribs in the back were intact in both sides.

2.4 It was reported that the quantum of seepage is decreasing. It was about 1300lpm on 6th Mar 08 and today i.e. 7th Mar it was about 1000lpm.

2.5 It was also reported that the bed level of river is at EL 703.00m and the invert level of tunnel is at EL749.00m approximately at this place.

2.6 It was also reported that a survey team, deputed to examine the top surface above the chainage 606.88m, found no depression or any development on the surface. But the whole area was covered with thick overburden comprising mostly of soils and slide debris. Two dry depressions, one almost

across HRT alignment and other at about 100m to 120m in right hand side of tunnel alignment were noticed.

3.0 RECOMMENDATIONS

3.1After discussing with the field engineers, the folwing measures are suggested

a. All steel supports should be strengthened, if found distressed and wherever necessary additional steel supports should be provided.

b. Forepoles in an angular ring (fan shape) at about 20m away from the face(ie at ch 595.00m) having a length of 12-15m should be installed at every 4 m. interval to create a 8m overlap along the periphery at crown at 500mm(circumferential distance) centre to centre over an arch of about 140degree. These forepoles polls should end 2-3m outside theoretical contours and with maximum deviation of 3-5degrre from the intended hit point. These forepoles should be grouted with either OPC/micro fine cement or/and colloidal silica grout. If the grouting efficacy is not satisfactory then Polyurethane with accelerators may be used. The grout material may be selected depending upon the material likely to be encountered during excavation of HRT. However, it would be prudent to start with first with OPC, then with fine cement, then with colloidal silica and lastly with Polyurethane with accelerators. The sequence may be changed as per site conditions. The grouting should be done from inside of the casing via perforation. The forepole pipes shall be perforated 100-

115mm dia and 12-15m long.The grouting should be carried with adequate pressures. If required single or double packers may be used if a particular zone along the length of forepole is to be grouted specially. After the ground is stabilised, the conventional drilling and blasting may be continued through the zone.

This process should be repeated at every 4m interval till the week zone is over. However, the spacing of forepoling ring may be increased or decreased as per site conditions.

c. The steel support should be designed to carry this extra load of forepoles.

d. Rock bolts may be provided wherever required in the sides (between the steel ribs)

e. The spacing of forepoles may be reduced to 250mm(circumferential distance) if required.

f. The tunnel may be excavated by taking a pull not more than 1-1.5m. The heavy duty rib steel supports with laggings may be provided at suitable spacing as per site conditions. If required steel plate lagging may be provided between the rib girders.

g. If any chimney has been formed, it should be filled in by pumping the concrete after putting steel support and lagging to a distance of about 10 to 12m or / to the extent possible.

h. The forepole pipes should be installed one by one. After each forepole pipe has been drilled and fully grouted, the next forepole pipe should be drilled and grouted.

i. Probing must be carried out at every stage.

j. A pilot hole may be drilled at every 4m interval to check the efficacy of OPC/fine microcement/colloidal silica/expansive polyurethane grout. After ensuring the sufficient reduction in flow and stability, the excavation may be continued.

k. Drainage holes should be drilled appropriately at suitable intervals and of sufficient length.

l) Adequate arrangement must be kept ready to pump out excess water flows and suitable safety measures must be taken to prevent any mishap due to sudden debris/slush/water flows

m) If the further advancement of tunnelling is causing any problem, investigation to reroute the HRT may be initiated.

n) The steel ribs at niche should be strengthened suitably.

o) The muck has been removed upto ch.600.00m. Now the muck should be removed from top by removing the material upto a depth of about 1-1.5m to length of 1-3 m. After removal of muck from top, the debris on slope may be adjusted/removed accordingly.This process should continue till the tunnel face at ch 616.88m is fully exposed. Simultaneously the condition of steel ribs should also examined and strengthened wherever necessary.

p) The attempts should be made to probe further at Ch. 609m and beyond by drilling straight or inclined probe holes to assess the width of shear/fault/distress zone and the extent of seepage water likely to be encountered.If required inclined probe holes may be drilled to assess the chimney formation. The length of the probe holes should be about 10-15m long.

4.0 ACNOWLEDGEMENT

4.1 Thanks are expressed to the officers of NEEPCO and GSI ,Shillong for their cooperation, assistance and help during the visit.

(Dr. B.K. Mittal)
Ex. Chairman , CWC

(B.M. Hukku)
Retd. Sr. Dy. D.G

GOVERNMENT OF INDIA

GEOLOGICAL SURVEY OF INDIA

Geological Survey of India,
Engineering Geology Division,
North Eastern Region,
Shillong-793011..

No.

Dated., 17/01.2008

From:
R.Dharuman,
Director,
Engineering Geology Division-II
Geological Survey of India,
North Eastern Region,
Shillong-793 011.

To
The Deputy Director General,
Geological Survey of India,
North Eastern Region,
Shillong-793 003.

Subject : Submission of field inspection note.

Sir,

The undersigned paid an inspection visit to Kameng H.E. Project, West Kameng District, Arunachal Pradesh from 03.01.2008 to 09.01.2008, the project is under active construction stage.

The works of S/Shri Anjan Bora, Geologist (Sr.) Engineering Geology Division-II, Geological Survey of India, Guwahati were inspected and examined the various project components. The works have progressed as schedule as per the geological/structural condition of the area and objectives are being achieved.

As a part of programme the following critical/problematic reaches in the HRT and Kimi power house pit excavation were examined, and follow up work as suggested in the field enclosed for your kind information and necessary action.

1. Blow out (Heavy ingress of water, rock debris flow and cavity formation) in Head race tunnel (Face-II) at Ch. 616.88m.
2. Power house complex: Cut slopes and power house pit excavations were assessed for slope stability problems.
3. Geotechnical assessment of heavy water ingress/Seepage condition in HRT Face-VI.

Geotechnical assessment of tunnelling problems in HRT (Face-II & VI) and slope stability problems at Kimi Power House site.

1. Blow out (Heavy ingress of water, rock debris flow and cavity formation) in H R T (Face-II) at Ch. 616.88m. (89)

(a)Background information:

On 27.12.2007 at about 09:00 a.m. when shift work labourers are running out of the tunnel and shouting that heavy seepage/ flow of water gushed out from the tunnel heading. About 4000 to 5000 lpm of thick turnbide flow of water and spreading up to over 200m length of the tunnel are recorded. As reported that the turbide flow was reduced to 3000 lpm on 28.12.2007. Followed on 29.12.07 at about 07:00 a.m. and 03:00 p.m. at this time the operating crew heard a big bang/blast sound caused due to rock collapse, with this collapse lot of water and rock fragments/debris (about 3000 cu.m) comes down and filled up to tunnel invert level. It was also confirm that a large cavity as taken place at right side of the tunnel face/crown.

(b) Geological condition:

The HRT face-II has been excavated mainly in granite gneiss, quartzite with bands of talc-chlorite schist. The formations has a general dip of about 20°-30° dipping towards the heading face. Rock conditions also changes at CH. 618.8m onwards where talk-chlorites schist was encountered at the crown level.

Structurally the rocks are complexly folded in the form of major anticlines and synclines, with major fold axis are invariably faulted and sheared. Heavy accumulation of ground water in the synformal fold closures are reported in the area. At this location the tunnel encountered a major shear/fault zone along the axial plane of major syncline fold. The shear fault/ zone comprising light colour sticky clayey gauge and rock fragments of quartzite.

It is concluded from the above observations, that the blow out in the HRT (Face-II) at Ch. 616.88m. due to the large accumulation of ground water in the core of major syncline fold/shear/fault zone, the build up pressure due to gradual rise of tunnel cover was high enough which caused sudden burst/blowout at weak points.

© Recommendations: (Plate)

In order to plug the cavity in HRT face-II and restore the full face tunnel excavation, the following recommendation are suggested with the following guidelines.

I. Chemical grouting by polyurethane base and accelerators.
Layer-I (Plate) in order to consolidate the rock fragments/debris in the crown area ,chemical grouting by injecting PU accelerator, to create a grout canopy over the crown.

II. Layer by umbrella arch grouting, the holes are drilled within the tunnel ~~cousnt~~ profile and on the peripheral part and insert cast insitu perforated pipe and inject microfine to make a shield over the crown.

III.Layer by applying cement grout to plug the cavity as well as to enhance the mechanical strength of the crown part.

II. Excessive seepage of water in HRT face-Ch. 590

The excessive (2000 to 3000 lpm) in flow of water was recorded in the probe holes. Rock conditions in this location changes Ch.690m. onwards, whereas thin shear zone within the contact of basic dyke rock/mieaschist was encountered at the crown level.

Excessive seepage was also seen in gneisses with quartz veins and no specific problem has been encountered.

The HRT of Kameng H.E.Project is one of the largest tunnel being driven geologically complex Himalayan terrain. Heavy accumulation of ground water along the litho contacts of major rock units coupled with complex geological structurtes have led to difficult tunneling condition particularly huge material out wash incidences. Advance probing and effective drainnge measures must be the prerequisites in this type of terrain to avoid adversed tunneling problems. Imp

III.Kimi power house complex.

Slope cuttings and excavation: to accommodate the Kimi Power house is in progress. This cut slopes and Power house pit excavation were examined for its stability , effects of changes in slope angle and height, shear strength and pore water pressure etc.,

Geotechnical assessment.

Geologically the top of cut slope is occupied by about 20-24m. thick over burden/fluvio glacial terrace deposits, and at the bottom by Tertiary sedimentary rocks comprises of sand stone and carbonaceous shale interbanding (Fig.)

Slow creep movement in the cut slope in response to deeper excavation were noticed in the form of localized subsidence and development of tensional cracks (both transverse and longitudinal) in the concrete at R.L. ± 263m. In this case the weight of the top thick overburden and weathered rock may induced lateral stresses, which may overcome the shearing resistance. This was also coupled with high surface/ sub surface drainage discharge along the very steep gradient which may cause slope failures.

Based on field observation the instability indicated immediate risk on safe execution of the designed pit excavation, bedsides posing potential risk to power house complex in future.

The stability of the cut slope indicated that slope easening alone is not enough for long term stability of the slope and considerable retaining measure are required to stabilize the slope.

A series of shear intercepter (top, intermediate and bottom) has been recommended to resists shear failure the slope, which includes

1. Top shear intercepter (R.L. ± 253m): one row 6" dia inclined bored piles along with capping beam, normal to slope has been recommended to resists the combined effect of overburden and weathered rock at top.
2. Intermediate shear intercepter (R.L. ± 2498m):
   (a) Two rows of vertical piles with beam caps upto a depth of 24m.and
   (b) Vertical sand piles (R.L. 248m) holes drilled upto 24m depth and insert 6" dia perforated pipes which are filled with sand to release poer water pressure.
3. Shear key at the toe (cut of trench/anchored retaining wall has been recommended to protect the machine Hall.

In addition, slope monitoring by piezometer, bore hole extensormeter and monitoring the cracks through glass tell tales are also recommended.

Yours faithfully,

Sd/-

(R.Dharuman)
Director,
Engineering Geology Division
Geological Survey of India,
NER,Shillong.

NO 280/EG/KAMENG/NER/08

Copy to:

1. The Manager, Planning, NEEPCO Ltd., Shillong-3.
2. Executive Director, NEEPCO, Ltd., Kimi Power House, site, Kimi.
3. S/Shri A.Bora, Geologist (Sr.) Engineering Geology Division, Geological Survey of India, N.E.R., Guwahati.

(R.Dharuman) 17/01/08
Director,

U.O. No. 1066-67
O/O the ED (P-III)
Date 13/2/08

Copy forwarded to :-
1) GM, HPC.
2) GM, BOL.
for kind information & further need full please.
13/2/08
Sr. Mgr(S)

(13P)



CAVITY FORMATION
IN HRT, FACE -II
CH. 616.88m



GEOLOGICAL SURVEY OF INDIA
ENGINEERING GEOLOGY DIVISION, NORTH EASTERN REGION
SHILLONG

[illegible] BY FORE-POLLING AND
[illegible] HRT, FACE-II CH.618.88m
[illegible], WEST KAMENG DISTRICT, ARUNACHAL PRADESH

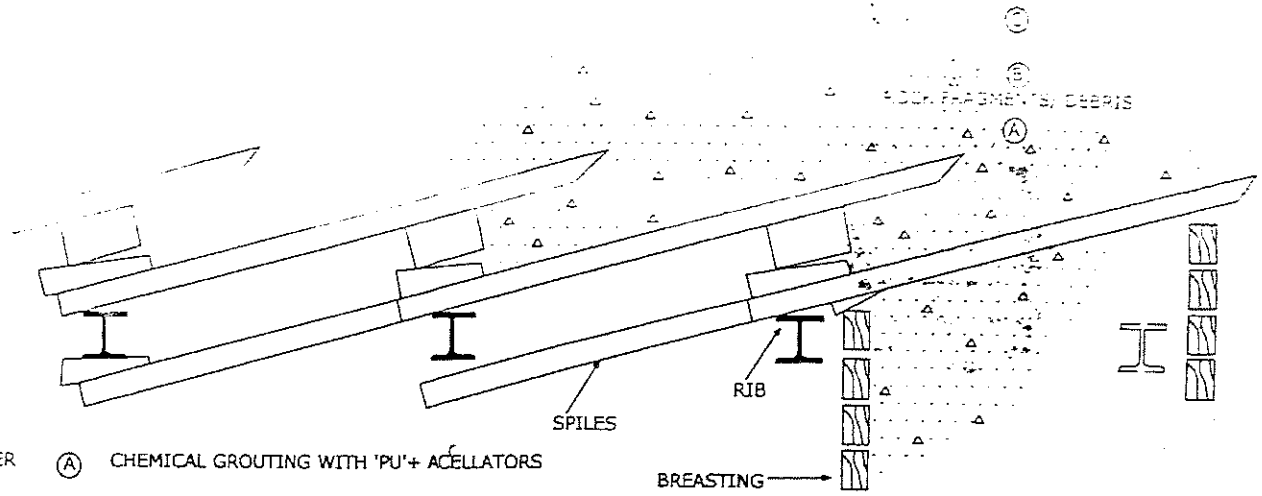

LAYER Ⓐ CHEMICAL GROUTING WITH 'PU'+ ACELLATORS

LAYER Ⓑ UMBRELLA ARCH GROUTING (MICROFINE CEMENT)

LAYER Ⓒ CEMENT GROUTING


EXCAVATION FOR POWER HOUSE AT KAHSIGMOL PROJECT

NOTE SHEET

Sub: Supplementary estimate for 10 nos. of extra items executed for tackling the criticality at ch.616.88 m and also at ch. 584.00m & ch.590.00m of Face-II of HRT, BDC, KaHEP and Rate analysis thereof for

1: Drilling of Holes beyond 38 mm upto 89mm
2: Drilling of Holes beyond 89 mm upto 150mm
3: Supply and installation of 50mm diameter Heavy duty MS pipe
4: Supply and installation of 80mm diameter Heavy duty MS pipe
5: Supply and installation of 100mm diameter Heavy duty MS pipe
6: Grouting with Microfine cement Rheocem 650 and Rheobuild 2000PF
7: Grouting with PU (Meyco MP 355 A3)
8: Fabrication and Erection of Box and SINGLE Section Ribs of ISMB 250x125 and 200 X 100
9: Underground Excavation in critical stretch.
10: Reimbursement for Dewatering and Ventilation in underground construction.

Ref: 1) **Annexure-I**, U.O No. 2011-12 Dtd. 09/01/08 O/o the HoP, BDC Remedial measures received from ED (D& E)
2) **Annexure-II**, Note of Dr. B.K. Mittal, Ex-Chairman, CWC, expert Consultant with recommendation received at site on 12.02.08 via e-mail.
3) **Annexure-III**, the Expert Committee recommendations for tackling of the critical stretch
4) **Annexure-IV**,NEEPCO/KaHEP/BDC/EIC/W-1/2007-08/905-907, Dtd.19.03.08, **(Methodology** for tackling of the critical stretch)
5) **Annexure-V, Request** to submit the analyses for the extra items
i) NEEPCO/KaHEP/BDC/EIC/W-I/2009-10/248-252 Dtd.19.08.09
ii) NEEPCO/KaHEP/HOP/BDC/T-02/2009-10/261-63 Dtd.23.06.09
iii) NEEPCO/KaHEP/BDC/EIC/W-1/2009-10/70-72 Dtd. 19.05.09
iv) NEEPCO/KaHEP/BDC/EIC/W-1/2008-9/364-66 Dtd. 26.03.09
v) NEEPCO/KaHEP/BDC/EIC/W-1/2008-9/244-46 Dtd. 20.01.09
vi) NEEPCO/KaHEP/BDC/EIC/W-1/2008-09/50-52 Dtd. 10.11.08
vii) NEEPCO/KaHEP/BDC/EIC/W-1/2008-09/115-117 Dtd. 24.10.08
6) **Annexure-VI**
(i) Minutes of Meeting held on 06/05/09 in the O/o ED(K),
(ii) Approval for interim payment
7) **Annexure-VII**,
Approval for interim payment against
PU material, HDMS pipes & Micro fine cement
8) **Annexure-VIII**,
NEEPCO/KaHEP/BDC/EIC/W-1/2007-08/634-636 Dtd. 05.01.08
Instruction for extra works executed at Ch.584.00m and 590.00m
9) **Annexure-IX**, PEL/P-I/223/1293,Dated 14.09.09
M/s PUJV submitted the rate analyses
10) **Annexure-X**, U.O No. 368 Dtd. 29/08/09 O/o the EIC (P-I), BDC
Payment of dewatering.

The boring in Face-II was being carried out in heading and benching. The geology of the face comprised of mainly mica schist with minor occurrences of quartzite bands with clay infillings throughout the face. The mica schist was very thin, thickness varied from 2-5mm. Three prominent joints sets were noticed on the face. High degree of weathering was noticed in the right side of the face, whereas the left side was moderately weathered.

Due to poor rock condition encountered in the face, a restricted heading pull of about 0.75 metre was taken at Ch. 614.88 m at 11.45PM (26-12-07) with trimming blast and scaling. After backfilling behind the support, pre- injection was carried out at the crown with 3 nos of grout pipes one at the crown and the other two on the right and left at a distance of 1.5 m from the crown. During insertion of

grout pipes in the above mentioned positions, no seepage was observed through the pipes. As the rock strata were comprised of predominantly mica schist, grout intake was negligible. In the mean time, the face advanced by about 0.75 m after the grouting operation, as such 2 nos of supports beyond Ch. 615.63 m at spacing of 0.75m & 0.5m were erected touching the face. For erection of the two supports trimming and scaling was carried out. To facilitate trimming & scaling, the grout pipe on the right side of the crown was removed at 7 AM on 27.12.07. During erection of the two supports beyond Ch. 615.63 m, seepage of water started at 9:00 AM (27/12/07) with a hissing sound through the hole from which grout pipe was removed. Initially the rate of seepage was about 35-40 ltrs/min. After elapse of time, the seepage of water shifted towards the right side where the rock strata comprised of highly fractured mica schist and the rate of seepage gradually increased to about 100-120ltrs/min. The colour of the seepage water was found to be off- white similar to the one encountered in the critical stretch at Ch. 422.6 m. On observing the off-white colour of seepage water and highly fractured mica schist on the right side of the crown, decision to provide perforated heavy duty MS pipe Forepoling with grouting one by one on the right side of the crown was taken. During the operation of Forepoling and grouting, inflow of slush associated with heavy seepage occurred at 9.15PM on 28-12-07. Actions taken and happenings are recorded as under

- Seepage water recorded on 27-12-07 was about 40 litr/Min and it increased gradually to about 120 litr/Min.
- Arrangement for forepoling along with grouting using perforated heavy duty MS pipe was taken up from 9:30 PM of 27.12.07.
- At 11 PM (27/12/07) the seepage of water was about 400 ltr /Min.
- Drain holes were drilled on the Right Hand side through already backfilled area. The point of seepage at the face was advancing with collapse of rock.
- MS heavy duty perforated fore poling carried out upto 9.15 PM on 28/12/07. All total 10 nos. of fore poling pipes were installed. Out of 10nos.7nos.were grouted one by one leaving 3nos. as drainage pipes.
- During Forepoling operation slush inflow started at 9:15 PM (28/12/07) and continued intermittently. The inflow of slush was intermittent due to blockage of the path by fragmented rock.
- Due to flow of slush from the right side of the face with heavy seepage, the arrangement for the grouting was withdrawn from the face at 9.15PM of 28-12-07.
- Due to heavy slush associated with heavy seepage, dewatering pumps near the face was inundated and dewatering was resumed later.
- At 6:30 AM (29/12/07) heavy inflow of slush associated with heavy seepage occurred and submerged all the dewatering pumps.

New Delhi North Eastern Electric Power Corporation

- At 11:20 AM (29/12/07) heavy slush flow with heavy seepage occurred with rock blast as if some barrier has been washed away. Workmen working near the face ran away from the face. The situation was fearsome. All dewatering Pumps submerged. Seepage anticipated being about 6500litres/min.
- Power supply was disconnected. Power supply inside tunnel was resumed in segments at a time and power could be supplied upto Ch. 400m only after the rock blast.
- Water logged upto 200 meters from the face. The average depth of water inside the tunnel was about 2 m beyond Ch. 400 m up to the face.
- Due to slush inflow and heavy seepage, dewatering pumps were inundated.
- Again dewatering system was resumed at 5 PM on 29/12/07 with 25 HP-1 No., 15 HP- 2 nos., 7.5 HP – 1no. 5 HP- 1no. and was continued upto 7:30 AM (30/12/07). The pumps were again submerged due to which pumping was interrupted. As such, pondage level increased and seepage water started to flow through side drain of Adit-I portal from 10:00AM of 30/12/07.
- Water level did not recede by pumping and flooded the whole tunnel upto Adit portal.
- At 1:20 PM the discharge measured outside Adit -I portal through V-notch was found to be around 4200 litre/Min.
- The extent of seepage through the face could not be measured due to pondage.
- The volume of slush inflow also could not be ascertained until the dewatering was completed.
- To ascertain linkage with any perennial source, the topography along the tunnel alignment was explored on 30/12/07 along the HRT alignment upto about 500m from the face towards Tenga side. No indication could be seen on the topography along the HRT alignment.
- Exploration along the Bichom – Buragaon road was also carried out on 30/12/07. Two streams run crossing the road at about a distance of 0.8 Km and 1 KM from the Adit portal. On physical inspection it was observed that the Nallah is dry upto 100m & 150 m from the road respectively. It was presumed that water was seeping down below these points.
- Survey works have been taken up on 31/12/07 to ascertain the location and elevation of the above points w.r.t the HRT alignment for doing tracer test.
- Dewatering was carried out with 2 nos 25 HP, 2 nos 15 HP submersible pumps from 1:30 PM (30/12/07).
- Despite of the above dewatering arrangements, water level was not receding upto 2:30PM of 31.12.07.

- Contractor was asked to augment their dewatering system.
- At 5:00 PM (31/12/07), 1 no. 40 HP, 1 no. 25 HP, 2 nos. 15 HP and 1 no. 7.5 HP was put in operation for dewatering at Ch. 125.00m.
- Water level receded on 01/01/08. First pondage from Ch. 125.00m to 200.00m was cleared.
- At 11:35 AM (01/01/08) discharge measured through V-notch at Ch. 210m was found to be around 3000lit/min
- 3 pumps, one 40HP, one 15 HP and one 7.5 HP were engaged at Ch. 400.00m for dewatering of the pondage in between Ch. 400.00 to 617.00m. Till 11:30 PM (01/01/08) about 3cm of water level could be lowered.
- Water level in the pondage in between Ch. 400m to 617.00m was found to be same from 11:20 PM (01/01/08) to 10:30 AM (02/01/08).
- On 02/01/08, 1 no. 7.5 Hp, 1 no. 15 HP, 1 no. 40 HP and 1 no. 25 HP pumps were put in operation at Ch. 400.00m. Total dewatering from these pumps was about 3800 lit/min. Water level started to recede in the pondage in between Ch. 400m to Ch. 617.00m.
- On 03/01/08, 1 no. 7.5 Hp, 1 no. 15 HP, and 2 nos. 25 HP pumps were put in operation at Ch. 400.00m.
- On 04/01/08 , 1 no. 7.5 Hp, 1 no. 15 HP, and 2 nos. 25 HP pumps were in operation and at 1:00 PM one additional 50 HP pump was engaged. Dewatering continued.
- On 05/01/08 Director (Engineering Geology), GSI visited the site.
- Water level lowered significantly upto the top level of clay / silt and slush deposited in the stretch from Ch. 400m to 617.00m. The slush was very sticky.
- Dewatering was continued with 3 nos. sump pumps (1 no. 15 HP and 2 nos. 25 HP) near Ch. 400m since 06/01/08.
- Removal of slush started from 11:30 AM, 07/01/08. Due to continuous inflow from face to the tune of 2000 lpm, dewatering and slush removal have to be carried out parallely and the sticky nature of clay deposited was slowing down the progress of slush removal.
- On 10/01/08, HOP BDC visited the face upto Ch. 580.00m. The following observations were made:
  - Slush and clay of very sticky nature deposited in the stretch from Ch. 397.00 to Ch.478.00m
  - Sand deposited in the stretch from Ch. 478.00m to Ch. 520.00m.
  - Rolling boulders were deposited in the stretch from Ch. 520.00 upto the face i.e. Ch. 617.00m. The depth of deposition at Ch. 520.00m is about 3.5 m and at Ch. 580.00m was about 5.7 m. It seems that the face i.e. Ch. 617.00m is completely filled up with rolling boulders.

(5)

- Hop, BDC, informed the happenings to higher authority and in response to his intimation, suggestions regarding remedial measures received from ED (D& E) which was subsequently endorsed vide U.O. No. 2011-12 Dtd. 04/01/08 O/O the HOP, BDC (**Copy enclosed as Annexure-I**).
- On 11/01/08, ED (P-III) visited site to assess the situation. The inflow of water over surface of muck measured through V-notch at Ch. 480.00m was found to be around 1500 lpm. It may be noted that percolated water through the deposited muck couldn't be measured.
- Removal of slush inside the niche was completed on 13/01/08.
- The inflow of water over the surface of muck observed through V-notch at Ch. 515.00m and Ch. 577.00m and was found to be varied from 1500 to 2000 lpm .
- From 23/01/08 to 29/01/08 discharge was measured by floating method at Ch: 470.00m and was found to be varied from 2000 to 4200 lpm.
- As suggested by experts and D&E construction of P.C.C. Barrier (Bulkhead) at Ch. 584.00m was started on 27/01/08 and completed On 28/01/08 .
- On 29/01/08, at Ch.583.00m, 3 nos. of grout holes were drilled for a depth of 7.00 m and 1" dia , 6.00 m length ,GI pipe was inserted through each hole and Grouting done till 30/01/08.
- On 31/01/08, at Ch. 587.00 m, another 3 nos. of grout holes were drilled for a depth of 7.00 m each and 6.00 m length 1" dia GI pipe was inserted through each hole and grouting was carried out.
- From 31/01/08 to 15/02/08 , discharge measured by V-notch, installed at Ch.422.00 m, was found to be varied from 1300 to 1520 lpm.
- On 01/02/08 , at Ch. 590.00 m, another 3 nos. of grout holes were drilled for a depth of 7.00 m each and 6.00 m length, 1" GI dia pipe was inserted through each hole and grouted.
- On 02/02/08, at Ch. 593.00 m, another 3 nos. of grout holes were drilled for a depth of 7.00 m each and 6.00 m length, 1" dia GI pipe was inserted through each hole and grouting was carried out.
- Grouting continued through the above mentioned grout holes upto 7.30 AM of 06/02/07.
- On 07/02/07, Construction of another PCC barrier at Ch. 595.00m was done. Grouting was restarted and continued till 7:30 AM on 08/02/08.
- Grout hole drilling and Grouting was done upto 7:00 AM, 09/02/08
- Till 09/02/08, Mucking was done upto 606.00m. Grouting was done from 1:00PM, 09/02/08 to 6:00 AM, 10/02/08.

- Grouting was done from 8:00AM, 10/02/08 to 3:00PM of 11/02/08 and from 5:30 PM to 8:00 AM of 13/02/08. Having seen that grout was coming

out with seepage water from both right and left side, grouting was stopped at Ch. 609.00m.

- Note of Dr. B.K. Mittal, Ex-Chairman, CWC and expert consultant with recommendations received at site on 12.02.08 via e-mail (**copy enclosed as annexure-II**). The executing agency was asked to arrange all the required materials for taking up the works as per suggestion of Dr. B.K. Mittal.
- From 16/02/08, to 21/02/08 discharge measured by V-notch, installed at Ch.422.00 m, was found to be around 1013 lpm.
- On 18/02/08, 4 nos. of Drainage holes were drilled at Ch. 584.00m.
- On 21/02/08, 8mm of rainfall was recorded in this area on 21/02/08.
- From 22/02/08 to 04/03/08, discharge measured by V-notch, installed at Ch. 422.00 m, was found to be around 1013 lpm to 1168 lpm
- Dewatering was being carried out with 2nos. of 25 HP, 1 no. of 15 HP pump and 1no. 7.5 HP pump.
- 1(one) no. of 25 HP dewatering pump was capable to drain out the seepage water. However, to meet any exigency 1(one) no. each of 25 HP, 15 HP and 7.5 HP pumps were kept as standby.
- On 05/03/08, discharge measured by V-notch, installed at Ch.422.00 m, was found to be around 1338 lpm. 7mm of rainfall was recorded on 05/03/08.
- On 06/03/08 to 12/03/08, discharge measured by V-notch, installed at Ch.422.00 m, was found to be around 1013 lpm.
- On 06/03/08, CMD, NEEPCO visited site.
- From 07/03/08 to 10/03/08, Panel of Experts comprising of Dr. B.K. Mittal, Ex-Chairman, CWC, Mr. B.M. Hukku along with Director, GSI, Shillong visited site.
- The Expert Committee furnished their recommendations for tackling of the critical stretch (**copy enclosed as annexure –III**).
- As suggestion of the Expert Committee, Consolidation Grouting started on 08/03/08 at Ch. 607.88m through 5 nos. holes.
- On 10/03/08, mucking at the crown portion was done manually at Ch. 609.88m and removed through window of 1.20 x 1.0m with slope upto Ch. 615.38m. The last rib damaged due to welding shear at crown plate was visible.
- On 11/03/08, manual mucking continued and 4 nos. of holes drilled at Ch. 609.88m through which it was grouted.
- On 13/03/08, muck was removed upto SPL at Ch. 611.88m.
- On 13/03/08 2 nos. holes were drilled at Ch. 612.63m and grouted through one hole.

- Heavy seepage with continuous flow of water @90 lpm was observed through hole on the right side of crown. It was envisaged that the water level inside the rock was below the perforations of the pipe of 1-inch dia as the seepage was through the surrounding of the pipe and not through the pipe. It was decided to insert one 100mm dia pipe through this hole to augment the drainage.
- On 14/03/08, discharge measured by V-notch, installed at Ch.422.00 m, was found to be around 804 lpm and discharge through hole on the right side of the crown was found to be around 70 lpm. Another hole to the right of hole mentioned above was drilled to facilitate drainage. But no significant seepage was observed.
- On 15/03/08, one no. drain hole of 150mmø drilled at Ch. 612.00m through which water @ 90 lpm to 60 lpm was flowing out.
- From 16/03/08 upto 21/03/08 manual mucking continued. Rib no. T-775 at Ch. 616.38m was partially visible at crown portion. Three nos. of forepoles installed earlier in between rib no. T-774(Ch. 615.63m) and T-775 (Ch. 616.38m) were also visible. One portion of a damaged rib was found lying inside muck on right side under Rib no. T-774.
- On 19/03/08 Methodology for tackling of the critical stretch at Ch. 616.88m was forwarded to M/S PEL to expedite necessary actions for procurement of the required materials/accessories for the work.**(copy of the methodology is enclosed as annexure-IV)**
- From 19/03//08 to 23/03/08, discharge measured by V-notch, installed at Ch. 422.00 m, was found to be around 871 lpm.
- On 23/03/08, ramp was made by TATA Hitachi to facilitate Rocket Boomer for drilling of additional Anchor holes from Ch. 595.00m as per methodology suggested by Expert.
- Anchor hole drilling and fixing was done from Ch. 594.88m to 608.88m on 23/03/08 and runner of ISMC 150x50 was welded on left side of crown on 24/03/08 to strengthen the existing ribs.
- On 24/03/08 three nos. Probe holes were drilled in between rib no. T-771 & T-772 (Ch. 613.38 & 614.13m) hole no. 1 at crown (13m in length at 33° inclination), hole no. 2 at 1.80m right side of crown (15m in length at 28° inclination) and hole no.3 at 1.80m left side of crown (13m in length at 34° inclination).
- At crown i.e. hole no. 1, from 4 to 7m, loose rock was encountered and beyond that comparatively hard rock was found. During drilling seepage was observed through this hole along with other seepage locations.
- On right side i.e. hole no. 2, completely loose material encountered from 2.50m to 13.50m and after that hard rock was encountered. Drill rod stuck in the hole after 15m and couldn't be recovered. After completion of drilling

this hole no. 2, seepage water diverted through this hole. The seepage was to the tune of 700-800 lpm.

- On left side, medium soft rock was encountered from 2.00 to 7.00m and from 7.00m onwards medium hard rock was found.
- Drilling of forepoling holes started on 25/03/08 at Ch. 595.00m as per suggestion of experts and the first forepoling ring was completed on 28/03/08.Total 17 nos. of holes of 13m length from F-1 to F-17 were drilled and grouted one by one.
- On 26/03/08, two nos of probe holes (P4 & P5) were drilled at Ch. 613.88m of 13 &10m length respectively, In hole no. P4 (0.90m right side of crown) loose muck was encountered.from 3 to 8.50m of its length. In hole no. 5 (0.75m left side of crown) loose muck was encountered from 1 to 4.00m.
- Another hole of length 10 m (Hole no. 6) was drilled at Ch. 615.63m through debris (below the crown. Loose material & rock debris was encountered from 1 to 7 m. From 7 to 10m rock encountered was comparatively hard.
- On 28/03/08, one probe hole (P7) of 16m length drilled at Ch. 610.00m 1.00m right side of crown. Comparatively hard rock encountered from 3 to 13m of its length. Hard rock encountered from 13 to 16m
- On 29/03/08, another probe hole (P8) of 10m length was drilled at Ch. 612.00m, 1.80m right side of crown. Comparatively hard rock encountered from 3 to 10m of its length.
- Second forepoling ring started on 28/03/08 at Ch. 599.00m and completed at 8:00 PM, 01/04/08 total 17 nos. of holes of 13m length from F-18 to F-34 were drilled and grouted
- 3rd forepoling ring started on 01/04/08 at Ch. 603.00m and completed on 04/04/08, total 17 nos. of holes (F-35 to F-51) were drilled for a length of 13.00 m each, one after another and grouted with OPC one by one.
- The 1st concrete barrier constructed at Ch. 584.00 m was dismantled during mucking to facilitate drilling of 4th forepoling ring at Ch. 607.00 m.
- 4th forepoling ring started on 04/04/08 at Ch. 607.00m and completed on 08/04/08.A total of 17 nos. of holes (F-52 to F-68) were drilled for a length of 13.00 m each, one after another and grouted with OPC one by one.
- On 07/04/08, total 3 nos. of Drain holes, at Ch. 528.60 m, Ch. 545.50 m and at Ch. 556.60 m were drilled for a depth of 7.00 m each.
- Discharge @ 800 lpm continued through probe hole no. 2 at Ch. 612.63m upto 10/04/08.
- 5th Forepoling ring started on 08/04/08 and was completed on 12/04/08 at Ch. 611.00 m at 10:30 AM, total 19 nos. of holes (F-69 to F-87) were drilled for a depth of 13 m each, one after another and grouted with OPC one by one.
- 2nd ring of the 5th forepoling umbrella started on 12/04/08 at Ch. 611.00m and completed on 15/04/08. Total 11 nos. of holes (f-1 to f-11) were drilled for a length of 13.00 m each, one after another and grouted with OPC one by one.
- From 11/04/08 to 16/04/08, discharge through probe hole no.2 was found to be around 667 to 750 lpm.
- On 16/04/08, during drilling for 6th Forepoling ring on right side of the Probe hole no. 2, seepage water shifted to the newly drilled holes (F-91 & F-92). On 20/04/08, one box was fabricated with MS Plate to collect the scattered seepage water to divert it. From 20/04/08 to 25/04/08, discharge measured from the box was found to be around 750 lpm.
- 6th Forepoling umbrella started on 15/04/08 at Ch. 613.75 m and total 25 nos. of holes (F-88 to F-112) were drilled for a depth of 13 m each, one after another and grouted with OPC one by one.
- 2nd ring of the 6th forepoling umbrella started on 19/04/08 at Ch. 613.75m. Total 9 nos. of holes (f-12 to f-20) were drilled for a length of 13.00 m each, one after another and grouted with OPC one by one.

- On 21/04/08, Construction of 3rd Barrier Wall started at Ch. 612.63m (in between rib no. T-770 & T-771) and construction completed on 22/04/08.
- A layer of Shotcrete was applied on the loose muck in between the barrier wall upto the face and on the arch from Ch. 611m onwards to prevent any leakage of Chemical grout and flow of the loose muck due to high pressure of grouting (upto 50 bar)
- PU reached at site on 17/04/08
- From 26/04/08 to 25/05/08, discharge through V-notch @ Ch. 422.60m was found to be around 740 lpm.
- From 26/04/08 to 29/04/08, 8 nos. of drain holes were drilled starting from Ch. 552.85m upto 606.00m
- PU applicator with pump arrived at site on 29/04/08.
- On 30/04/08, 9 nos. holes were drilled (P1 to P9) for PU injection.
- Injection of PU (MEYCO MP 355/A3) started on 01/05/08 and 6.60 MT of PU Materials consumed. Seepage water shifted backward and was flowing out through drainage pipes provided at Ch. 611.00m on right side.
- On 02/05/08, 5 nos. of drainage holes were drilled for maintaining discharge at the same rate as earlier. Two additional holes were drilled (P-10 & P-11) for PU injection.
- PU injection resumed and all the remaining PU materials (4.895 MT) exhausted on 02/05/08.
- Due to injection of PU, the drain hole pipes got choked up at Ch. 611.00m and 613.75m. These pipes were redrilled and 3 nos. additional drainage holes were drilled on 02/05/08 and 03/05/08 to allow free flowing of the seepage water.
- Shotcreting was done at Face on 21/05/08 to arrest leakage of PU (2nd lot)
- Injection of microfine cement (Rheocem 650 with Rheobuild 2000 PF as Admixture) started on 04/05/08 from Ch. 596.00m and Six forepoling rings (at Ch. 596.00m, 602.00m, 606.00m, 609.00m, 612.00m and 616.00m)
- After arrival of the 2nd lot, Grouting with microfine cement started again on 23/05/08 but was stopped due to heavy leakage of grout.
- It was also observed that seepage through holes in ring no. 5 increased during drilling of hole no. F-126 of 6th ring. It was presumed that there was linkage of water in between the above mentioned holes and if the face was opened, the seepage water would have got diverted through the face. Hence, it was felt not proper to open up the face without further consolidation with P.U. to avoid any further flow of loose material.
- On 26/05/08, drain holes of 18m length were drilled in between rib no.T-770 and T-771 (ch.612.63m to 613.38m),using 89mm bit and 2"" HDMS pipe installed.
- On 29/05/08, probing was done by BASF Experts by drilling 13m long probe hole using 89mm bit. Observations were also made by blowing air in previously drilled hole. Three nos. of 10m long holes (P-12,P-13&P-14) drilled and 1"" GI pipe inserted for PU grouting.
- On 30/05/08, PU injection resumed by BASF Experts.
- On 31/05/08, 5Nos.of 10m-13m long holes (P-15,P-16,P-17,P-18&P-19) drilled and 1-inch GI pipe was inserted & PU injected through P-19,P-16 & P-115. Due to pressure rise injection of PU was stopped. BASF Experts suggested that grouting with microfine cement should be done in the whole face before opening of the face.
- Grouting with microfine cement restarted on 01/06/08. Remaining quantity of cement were injected through previously drilled holes (after redrilling). Grouting was stopped on 02/06/08 as all the available materials exhausted.
- From 02/06/08 to 05/06/08, total 11 nos. of holes (M-26 to M-36) were drilled at Ch. 613.00m for injection of microfine cement.
- Though there was heavy rainfall, no significant change in seepage/discharge was observed. On 11.06.08, three numbers of holes were cleared to facilitate drainage.
- Injection of microfine cement was resumed on 12/06/08 at Face (Ch 613.00m) through 17 nos. holes arranged in 3 rows in staggered manner.

- On 20/06/08, after completion of face consolidation by microfine cement, opening up of the face was started from right side by scooping and trimming. Arch portion of Rib was being erected in 4 pieces one by one. It was observed that the rockmass/debris in the face became very hard after injection of PU and microfine cement which led to delay in scooping and trimming, as a result only two arch ribs (Box Girder - ISMB250x125) could be erected till 25/06/08.
- Having seen dripping of water at some places, the representative of M/S BASF suggested to preinject with microfine cement ahead of 2nd erected steel support. Accordingly, 4 nos. of holes drilled and injection of microfine cement was carried out.

As per suggestions of experts and D&E wing, the above procedure comprising of forepoling umbrella with perforated heavy duty MS pipe, grouting with OPC/Microfine cement, Erection of box girders and backfilling with concrete was repeated till the critical zone from Ch.616.80 to Ch.654.38m was tackled successfully on 24-09-2008.

The mode of payment is to be regulated for any deviated item as per clause 33, part-III, Vol-I of contract agreement which is reproduced below:

33: DEVIATIONS

i) The Engineer-in-charge shall have power to make any deviation in the original specifications or drawings or designs of the works or any part thereof that are in his opinion, necessary at the

Time of or during the course of execution of the works. In the aforesaid purpose or for any other reason, if it shall in the opinion of the Engineer-in-Charge be desirable he will also have the powers to make deviations, such as:

a) variations
b) extra items
c) additions/omissions and
d) alterations or substitution of any kind

No such deviations in the specifications or drawings on designs or bill of Quantities, as aforesaid shall in any way vitiate or invalidate the Contract and any such deviations which the Contractor may be directed to do shall form integral part of the Contract as if originally provided therein and the Contractor shall carry out the same on the same conditions in all respect on which he agreed to do the works under the Contract.

ii) The rates for such items of works are as required to be executed due to deviations as stated in sub-clause, shall be payable in the manner as stated hereunder:

a) The rates already provided in the Bill of Quantities and as per the procedure mentioned above under Sub-Clause 33 of this part shall apply in respect of the same items(s) of work to be executed due to variations:
b) In case some items are not available in the Bill of Quantities, the rates of such items, as far as practicable, shall be derived from the contracted rates of analogous item(s) in the Bill of Quantities after actual observation at Site. The decision to select analogous items(s) shall be taken by the Engineer-in-Charge which shall be conclusive and binding on the Contractor.

iii) If the rates for such items of work cannot be determined in the manner as specified in Clause 33 (ii), the rates for such items to be executed shall be determined by the Engineer-in-Charge on the basis of actual analyzed cost taking the following into consideration:
a) Cost of materials including taxes.
b) Cost of transportation to site.

c) Cost of direct wages (excluding fringe benefit) of works, gangers and working foremen (excluding supervisors) and direct equipment changes as set out in the Central Water Commission guidelines.
d) Cost of facilities like electricity.
e) Supervision & overhead profit @ 20% on the sum of (a) to (d)

It may be mentioned here that the extra items executed in tackling of the criticality at Ch.616.80m do not covered under sub-clause 33(i) & (ii). As such, to tackle the critical Zone M/s, PUJV was asked to submit the analyses for the extra items executed as per clause 33(iii), part-III, Book-II of contract agreement vide our letter Nos. detailed below. (Copy **enclosed as annexure-V**):

1. NEEPCO/KaHEP/BDC/EIC/W-I/2009-10/248-252 Dtd.19/08/2009
2. NEEPCO/KaHEP/BDC/EIC/W-I/2009-10/70-72 Dtd.19/05/2009
3. NEEPCO/KaHEP/BDC/EIC/W-I/2008-09/364-66 Dtd.26/03/2009
4. NEEPCO/KaHEP/BDC/EIC/W-I/2008-09/244-46 Dtd.20/01/2009
5. NEEPCO/KaHEP/BDC/EIC/W-I/2008-09/50-52 Dtd.10/11/2008
6. NEEPCO/KaHEP/BDC/EIC/W-I/2008-09/115-117 Dtd.24/10/2008

After repeated request in writing as well as verbal, M/s PUJV submitted the rate analyses for the extra items executed at Ch.616.80m vide letter no. PEL/P-I/223/1293, Dated 14.09.09(Copy **enclosed as annexure- Annexure-IX**). On scrutiny of the rate analysis, it was observed that the analysis were not in line with the parameters mentioned in clause no.33 (iii), V-I, P-III, Book-II of contract agreement. As per the decision of MoM held on 16.09.09 at o/o the HOP,BDC, M/S PUJV deputed one engineer to co-ordinate with NEEPCO engineers for expeditious processing of the analysis. It was shown to him that the analysis was not in line with the parameters mentioned in clause no.33 (iii) of GTCC. Some documents were also not submitted along with the analysis. The deputed engineer of M/S PUJV was requested for submission of document in proper and correct form immediately. Accordingly, M/S PUJV submitted documents in phased manner till today.

In view of the above, the analyses have been prepared afresh at this end for 10(ten) items mentioned above in line with the provision of clause no.33 (iii) of GTCC and procedure adopted for finalizing 11nos. of extra items executed for tackling criticality at ch.422.60m of F-II,HRT-I .

It may be mentioned here that during the execution of the aforementioned extra items diesel operated machineries were in operation. Further more, dust and smoke nuisance had occurred during Microfine cement grouting and welding / cutting of obstructed objects during Drilling and installation of Heavy duty MS Pipes. Due to the above, 2 stage ventilation systems was put into operation of the exact time of execution of Item No.19 to 24 and accordingly cost of 2 stage ventilation has been considered while analyzing the above mentioned Items. Single stage ventilation was put in to operation for carrying out dewatering and regular maintenance of track inside HRT. As such, for Item No. 25 cost of single stage ventilation has been considered.

A Supplementary Estimate for extra items (10nos.) executed at Ch.616.80m has been framed **amounting to Rs. 14,19,12,439.00** (Rupees Fourteen Crores Nineteen Lakhs Twelve Thousand Four Hundred Thirty Nine) only. This assessment also covers the extra works executed at Ch.584.00m and 590.00m of Face –II for which necessary instruction was given by the EIC(Pkg-I) vide Memo no. NEEPCO/KaHEP/BDC/EIC/W-I/2007-08/634-636 Dtd.05/01/2008. (Copy **enclosed as annexure-VIII**). It is to be noted that in the analyses quantities executed at Ch.616.80m only is considered. The volume of works at Ch.584.00m and 590.00m is much less. The period required for tackling criticality at Ch.584.00m and 590.00m is 11 days and 9 days only respectively. Therefore separate analyses is not done for the extra works executed at Ch.584.00m and 590.00m and the quantities of extra items executed at these locations are added with the quantities of extra items executed at Ch.616.80m for preparation of the **Supplementary Estimate.**

It may be mentioned that an amount of Rs.7,86,22,635.00 is released as interim payment as per decision taken in the MoM dtd 06-05-2009 and approval received vide U.O.No.978,Dtd.10/08/09 (Copy **enclosed as annexure-VI (i) &(ii)**) for the extra works executed at Ch.616.80m at the rate finalized for extra works executed at Ch.422.60m against the following items

Sl. no.1:	Drilling of Holes beyond 38 mm upto 89mm
Sl. no.2:	Drilling of Holes beyond 89 mm upto 150mm
Sl. no.3:	Supply and installation of 80mm diameter Heavy duty MS pipe
Sl. no.4:	Supply and installation of 100mm diameter Heavy duty MS pipe
Sl. no.5:	Grouting with Microfine cement Rheocem 650 and Rheobuild 2000PF
Sl. no. 6:	Grouting with PU (Meyco Mp 355 A3)
Sl. no.7:	Fabrication and Erection of Box and SINGLE Section Ribs of ISMB 250x125 and 200 X 100
Sl. no 8:	Underground Excavation in critical stretch.

In the proposal for the above mentioned interim payment (as per decision taken in the MoM dtd 06-05-2009) also the quantities of extra items executed at Ch.584.00m and 590.00m are added with the quantities of extra items executed at Ch.616.80m. In the proposal for the above mentioned interim payment the item of dewatering was not considered. Instead it was proposed to deduct the payment made against dewatering at ch.422.60m.However having got the instruction vide u.o.no.368,dtd.29/08/09 (Copy **enclosed as annexure-X),** deduction of payment made against dewatering at ch.422.60m was not done and in line with that item of dewatering is considered in this proposal. This is mainly because when no BOQ items are under operation and only extra works are being executed during a particular period, cost of dewatering merits consideration since no bill value is available during that period on BOQ items to regulate payment.

It may further be mentioned that interim payment of Rs 1,50,13,884.00 (Rupees one crore fifty lakhs thirteen thousands eight hundred eighty four) only has also been released already against Heavy duty MS pipe (Rs.19,80,204.00), Microfine cement (Rs.19,11,360.00) and PU (Rs1,11,22,320.00).(Copy of the approval is enclosed as **annexure-VII**).

Total interim payments made so far is Rs.9,36,36,519.00 (Rupees Nine Crores Thirty Six Lakhs Thirty Six Thousand Five Hundred Nineteen) .With this the balance payable amount comes to Rs. 4,96,95,045.00 (Rupees Four Crores Ninety Six Lakhs Ninety Five Thousand Forty Five) only.

Submitted for kind perusal and further needful please.

Encl. All relevant documents along with analysis and abstract of estimate as stated above Annexure booklet 1, 2, 3 & 4)

Manager(C), HRT-I

EIC (Package-I)
BDC, KaHEP

Sr. Manager(C), HRT-I

Contd to page 13

The pre pages of the Note sheet may kindly be perused.

The view regarding financial concurrence & approval has already been recorded by Sr. Manager (F) in terms of Clause No. 1 point No 3 (page no 3) for policy guidelines of financial concurrence, in his note dtd. 19.03.2010. The Total financial involvement considering non working hours of machineries is Rs 14,25,29,795.00.

Put up for necessary action please.

Dy Manager (F), BDC

HOP/BDC, PI

Notes at pre-paper and above.

Total financial involvement for execution of 10 (Ten) nos of extra items at ch 616.48 m including extra items of ch 584.00 m and ch 590.00 m has been assessed at Rs 14,25,29,795.00 (Rupees fourteen crores twenty five lakh twenty nine thousand seven hundred ninety five) only by the Sr. Mgr(F+A) BDC. Technical clearance in terms of DOP clause no 15.1 has been given by the ED(D+C) GHy.

F+A wing, BDC have vetted the proposal subject to regularisation in terms of clause no 1 of financial concurrence whereby it is required to bring the notice of the authority one level higher than the approving authority.

ED - projects (Hydro) is requested to kindly approve the rate analysis of the items as mentioned and the supplementary estimate for an amount of Rs 14,25,29,795.00, keeping in view the above observations of F+A wing, BDC.

Encl:- As stated above.

ED - projects (Hydro), Please

25/3/2010

Financial approval accorded as proposed. As required this matter has been brought to the notice of D(T), copy of which is enclosed.

HOP/BDC

Notes at pre-page and above. 26/3/10

Necessary follow up action may please be taken. Copy of the confirmation order may also be endorsed to ED(D+C) GHy to intimate the final approval value.

Dy m(c)/EK(PKG-I)

Copy to Sr. Mgr(F+A)/BDC

AM(i)

P/ take n/a and the file be returned to EIC for record.

5/11/10

In compliance with above, final bill has been prepared for extra items executed at ch 616.00m, 586.00m and 590.00m with approved rates Amounting Rs [illegible] including 1% cess and deduction has also been made of total Amount Rs 9,36,36,519.00 paid in interim bill No 3, 4, 5 and 14 against ch 616.00m, 586.00m & 590.00. The Balance Amount for Payment is Rs 4,28,[illegible].

Put up.

Sr. M(i)

5/11/10

APPENDIX-1.F.

5TH BLOW OUT AT CH1337.00M

Date: (

From

Director

Engineering Geology Division -II

North Eastern Region

Geological Survey of India

Shillong – 793011

To

The General Manager(Civil)Planning

North Eastern Electric power Corporation

Brook Land

Lower New Colony

Shillong-3

12/
6/4/11

45
Date 8/4/11

Sub: 'A NOTE ON THE SLOPE FAILURE OF THE RIGHT ABUTMENT OF BICHOM DAM AND CAVITY FORMATION IN THE HRT (FACE II) AT Ch. 1337m, WEST KAMENG DISTRICT, ARUNACHAL PRADESH.'

Sir,

Kindly find enclosed above mentioned study note for your kind perusal and necessary action please.

Thanking you,

Yours faithfully

(J.M. Gautam)

Director

Copy to: 3127/EGII/NER/11

1)The Head of project, Bichom dam Complex, Kameng Hydroelectric Project, Post Box No.7,Bomdila Mukhya Dak Ghar, West Kameng, Arunachal Pradesh

Yours faithfully

03.03.10

(J.M. Gautam)

Director

Copy to —

I) EIC-P-I

II) Sr M(C) BDU

III) AM (Geology)

for information / needful action / record.

Sr. Manager BDU / Sr. Manager HRT — for taking suitable action after discussion time to time.

6/4/11

117

~275

T-2

A NOTE ON THE SLOPE FAILURE OF THE RIGHT ABUTMENT OF BICHOM DAM AND CAVITY FORMATION IN THE HRT (FACE II) AT Ch. 1337m, WEST KAMENG DISTRICT, ARUNACHAL PRADESH

By

Dr. Timir Baran Ghoshal, Senior Geologist, Geological Survey of India

(December, 2010)

INTRODUCTION:

The Bichom Dam Project, a component of Kameng Hydel Scheme (Package-I), envisages construction of a 69m high and 264.15m long concrete gravity dam across the river Bichom, a tributary of Kameng River at about 3.65km downstream of the confluence of Bichom and Digien Rivers and a HRT of 4.6km (0.785km from face-I and 3.815 km from face-II of adit –I)length from Adit-I. The construction stage geo-technical investigation for Bichom Dam Project (Kameng HEP), West Kameng District, Arunachal Pradesh was continued at the instance of Head of Project, Bichom Dam Project, NEEPCO. The geo-technical investigations were undertaken under the Annual Program of Geological Survey of India, North Eastern Region for F.S. 2010-12 under item no. EG/C/NER/RH8/2010/028.

The site was visited between 23/10/10 to 29/10/10 and geo-technical evaluation of the slope failure on the right abutment of the Bichom dam, assessment of the cavity formation in the HRT at Ch.1337m and geotechnical evaluation of the other appurtenant structure was carried out during the visit.

The field work and writing of this note has been carried out under the guidance of Shri J.M. Goutam, Superintending Geologist, Engineering Geology Div, NER, G.S.I, Shillong, for which the author wish to express his sincere thanks. The cooperation rendered by the project authorities during the course of geo-technical investigation is thankfully acknowledged. The author wish to put on record the assistance offered by Shri. Girish Kalita, Geologist, NEEPCO, Bichom dam Project, during the course of investigation and are thankful to him.

GEOTECHNICAL EVALUATION:

A. Right abutment of Bichom Dam:-

A small slope failure occurred on the right abutment from Ch. 10m U/s to 25m U/s between EL. 795 and EL. 785m on 20.09.10. Due to this slope failure part of the plain shotcrete layer (50mm thick)

NEEPCO
New Delhi
North Eastern Electric Power Corporation

along with red soil and highly weathered and sheared chlorite mica schist have been collapsed and accumulated on the lower bench. Further it is observed that 3 to 4 nos of rockbolts were also exposed on the collapsed stretch. As the bench between EL. 795m and EL. 785m is covered with initial layer of shotcrete, the material present in the slope is not visible during the visit. However the geological sections at 10 m U/s prepared on 18.07.10 revealed presence of 10cm thick shear zone along the contact of highly weathered schist and quartzite. As per the released construction drawings the slope angle in the failure zone was 1:1.6(i.e. 58°). Probably the collapse occurred due to steep cut slope in highly weathered and sheared rock mass.

Another slope failure occurred in between 25m U/s and 40m U/s between EL. 785m and EL. 775m. The slope forming material is highly weathered red soil with pieces of shattered /weathered rock mass. Here also the slope was exceptionally high. The slope failure caused due to steep slope cut (i.e. 72°) in highly incompetent slope mass. Further the slope was unsupported for about 1 month from the date of excavation of the stretch

The slope between EL. 785M and EL. 775M exposes alteration of thinly foliated chlorite mica schist and thinly to moderately bedded weathered quartzite. The rocks are closely jointed (2 + random) and highly weathered. The chlorite mica schist is strongly puckered and release of stress in form of opening of joints (2-5cm) has been observed in many places. The rock mass class in this zone is poor and the RMR varies from 30-40. Also the slope mass rating in this zone varies from 20 to 30. The SMR value indicate that the slope is unstable and required corrective measure (BIS code IS13365(part3):1997. Along this cut slope in many places presence of red soil and highly shattered rock mass has also been observed.

Considering the presence of poor rock mass and soil on the right abutment above the dam top it is suggested that the slope may be reduced. The excavation plan accordingly may be worked out by the project authority. The supportive measures both concurrent and permanent for these cut slopes may be recommended after the geological mapping of the slopes during and after the excavation.

B. Left abutment of Bichom Dam:-

The excavated slope of left abutment of Bichom Dam exposes Gneiss, Quartzite, Quartz sericite schist and sericite schist. The overall quality of the rock in the left abutment is fair to good with localized iron staining. It was suggested in the GSI report to protect the excavated surface with shotcrete / guniting to prevent further weathering of rock and opening of joints due to exposure. However the slope has been unattended for last one year as a result a small slope failure has occurred in the U/s of Block No. 3. Further slope failure may occur in future. Hence it is again

suggested to protect the slope with a thin layer of shotcrete as a preventive measure till the surface is covered with concrete.

C. HRT:-

The HRT in the D/s of Adit-I of Bichom Dam has been examined during the present visit. The whole stretch of the excavated HRT is supported with ribs. Hence the rock mass in the HRT could not be examined except in 2 nos niches where alternate unit of quartzite and quartz- sericite schist is exposed. RMR of the rock mass is 30-35 where as 'Q' of the rock mass varies between 2..5-3 (class IV). At both the niches light dripping has been observed. The rocks are slightly weathered and dissected by 2+R sets of joints. The rock mass quality at this 2 niches is class IV.

At present the tunnel has been progressed upto Ch. 1337.00m in Face-II. The face is totally covered with muck comprising of pieces of quartzite. Extensive seepage (about 4000lpm) has been observed near the face. At present the tunnel is going through a vertical cover of 960m.

From the record of project authority indicate that immediately after the blast at Ch. 1337.00m, heavy ingress of water and flow of rock debris occurred which inundated the tunnel upto about 300m from the face(Photo1). Further it was also apprised that that a water bearing zone has been encountered in face –II starting at ch. 1260m from the geological log of the Project Authority the whole stretch of the HRT is going through Class-IV rock mass and supported with steel ribs. Depending upon the deterioration of the rock mass with extensive seepage ribs has been placed @ 0.50m C/c to 1.00m C/c with occasional pipe roofing. Two major collapses has already occurred and tackled by the project authority at Ch. 422.60m and Ch. 616.80m in the HRT. Though the present source of heavy seepage cannot be ascertained due to very high rock cover and inaccessibility to the HRT alignment, from the study of contour plan of the HRT alignment it appears that the present influx of water is due to puncher of an aquifer.

At present it is impractical to find out the extent of the aquifer through geophysical method. Further from the study of HRT alignment the diversion of the tunnel is also not a suitable alternative due to very high cover and associated uncertainties. Hence the Project Authority has to go through these uncertainties. The very high cover of about 900m will continue for another 600m. At this high cover zone possibility of rock bursting may not be ruled out.

The Project Authority has injected poly urethane over the crown to arrest ingress of water and to consolidate the loose rockmass. Further, pipe forepoling was also done as an additional strengthening measure through which grouting was carried out to consolidation of the loose muck using microfine/OPC cement. As reported till date about 14 tons of PU and 3 tons of microfine

cement has already been grouted in this stretch. During inspection it was noticed that a reported significant seepage has been reduced/diverted on injection of PU. As such the pr authority is suggested to get ready with all type of arrangement for grouting particularly with and micro-fine cement etc and other suitable chemicals with advancing the face to avo d /minimi such type of eventuality in future.

Hence similar method may be continued for further advancement of the face. As the tunnel is passing through a high cover zone, to avoid risk of further collapse pre-grouting with micro-fine cement may be continued irrespective of the rock mass. In case of slight seepage also PU may be injected as a preventive measure in the high cover zone. Depending upon the rock condition rib spacing may be fixed in between 0.50m C/c to 0.75m C/c. Forepoling and other extra suppor measure may be adopted as and when required. All efforts should be adopted to minimize the formation of cavity etc. as the tunnel is passing through high cover zone. GSI may be consulted in this regard from time to time. No distortion of rib /lagging was noticed during the inspection which implied that there is no significant *insitu* stress present in the rock mass.



Photo1: Heavy Seepage in HRT at Ch. 1373m

नार्थ ईस्टर्न इलेक्ट्रिक पावर कॉर्पोरेशन
नई दिल्ली
NEEPCO
New Delhi
North Eastern Electric Power Corporation

NOTE SHEET

Sub:- **Supplementary estimate for 10 nos. of extra items executed for tackling the criticality from ch.1337.00 m to 1357.00m (27th July'10 to 19th Jan'11) and also from ch. 669.50m to 1337.00m (1st July'09 to 26th July'10) & from Ch.1357.00m to 1566.00m (20th Jan'11 to 30th June'11)of Face-II of HRT, BDC, KaHEP and Rate analysis thereof for**

1. Drilling of holes beyond 38 mm up to 89mm
2. Drilling of holes beyond 89 mm up to 150mm
3. Supply and installation of 80mm diameter Heavy duty MS pipe
4. Supply and installation of 100mm diameter Heavy duty MS pipe
5. Application of Micro fine cement Grouting
6. Grouting with PU
7. Fabrication and Erection of Box Ribs
8. Underground Excavation in critical stretch.
9. Dewatering in underground construction during tackling criticality
10. Ventilation in underground construction site excluding the period of execution of BOQ and Extra items.

Ref:

1. W.O.NO NEEPCO/ED/QP/C&P/F/C/KaHEP-352/1709, Dtd 08-12-2004
2. Agreement No. NEEPCO/ED/QP/C&P/R/C/KaHEP/560 of 2004-05 Dtd 17-12-2004

   Annexure –I-N : **Main Abstract** of Supplementary Estimate for extra items executed (from ch.1337.00 m to 1357.00m + from ch. 669.50m to 1337.00m + from Ch.1357.00m to 1566.00m) amounting to Rs. 16,99,27,331.00
4. **Annexure –II-N** : Sub Abstract of extra items executed in **critical stretch** (from ch.1337.00 m to 1357.00m) amounting to Rs. 12,11,08,322.00
5. **Annexure –III-N** : Sub Abstract of extra items executed from ch. 669.50m to 1337.00m amounting to Rs. 47,26,310.00
6. **Annexure –IV-N** : Sub Abstract of extra items executed from Ch.1357.00m to 1566.00m amounting to Rs. 4,40,92,698.00
7. Annexure –V-N: letter No NEEPCO/KaHEP/BDC/EIC/W-1/2010-11/654, Dated 31-01-2011, M/S PUJV was requested to submit rate analysis
8. Annexure –VI-N :letter No PEL/P-1/223/1723, dated 07-04-11 and Two Booklets, M/S PUJV submitted rate analysis.
9. Annexure –VII-N letter no PEL/P-1/223/1755 , Dated 25-05-11 and One Booklet, M/S PUJV submitted rate analysis for dewatering and ventilation.
10. Annexure –VIII-N: letter no. NEEPCO/KaHEP/BDC/HRT-I/W-4/2010-11/23, Dated 21-06-2011, analysis submitted M/S PUJV was returned for necessary correction
11. U.O.No 1353, Dtd 02-03-11, O/O The Executive Director Projects (Hydro) NEEPCO Ltd., Approval for Interim Payment amounting to Rs 4, 20, 68,934.00 for extra items.
12. U.O.No 2915, Dated 15-02-11, O/O The Executive Director Projects (Hydro), Approval for Interim Payment amounting to Rs 2, 44, 09,094.00 for Dewatering and Ventilation works for tackling criticality.
13. Annexure –XI-N: Comparative statement of rates derived by M/S PUJV against analysed rates of NEEPCO.
14. BOOKLET -I(Rate Analysis of Extra Items done by NEEPCO)
15. BOOKLET-II (Use Hr rate of machineries done by NEEPCO).
16. BOOKLET-III(Costs of materials.

The boring of HRT from F-II is progressing through a distressed zone with substantial ingress of water. The basic rock types encountered are thinly bedded Quartzite, Mica Schist, Talc and Graphite Schist belonging to Bomdila Group. The rock is intensely fractured and folded with variation of rock within a metre ever. Rock is thinly bedded, intensely jointed with infillings of talc/sericite/clay within the foliation plane associated with heavy seepage. Shearing is also noticed within the rock mass. Under the prevailing condition the rock exhibits weak behaviour with lack of cohesiveness and very less stability. Due to poor geology face collapses occurred frequently. To minimize the hindrances and surprises and to prevent face/roof collapse face advancement and

BDC, KaHEP.

formation of cavity due to very poor rock condition and in line with the suggestion of experts for restoration of critical stretch at ch: 616.88m , installation of fore poling rings was continued even after restoration of criticality at Ch.616.88m, by inserting 80mm dia HDMS pipe forming umbrella as and when required as per site condition and opinion of geologist followed by grouting and erection of conventional rib support system. Heading and benching method of tunnel boring was continued due to encountering of very poor geology as mentioned above.

After completion of benching up to ch: 1332.00m, heading work was resumed at ch: 1337.00m on 27-07-10. After a minor blast at about 8:30AM, during scaling and mucking, heavy ingress of milky white water @ 500 to 700 lpm along with crushed materials were observed flowing out from the right side of the crown (1 O'clock position) forming a cavity. Later on excessive water with crushed materials was started flowing continuously in full force leading to collapse of face at crown and both side of the crown up to springing level. To prevent further deterioration it had been decided to seal the face.

At around 5:00PM, slush flow started from the face and continued up to 8:00PM.Situation had become very alarming. Dewatering continued. At midnight around 0:30 AM, rock burst occurred at face which resulted in heavy flow of water along with rock debris. At 3:30 AM, bursting sound heard from the face resulting in sudden undulation of pondage water as well as increase in ingress of water. Dewatering pumps deployed at ch: 1144.00m (2nos 40hp, 2nos 25hp and 2nos 15 hp) got submerged. Gradually pondage of water reached up to ch:422.00m.Dewatering continued at ch:422.00m with deployment of 1 no 25hp,2 no 40 hp and 1 no 30 hp. Discharge recorded 6000lpm on 29-07-10.The water level did not recede by pumping and water started flowing through Adit-I on 29-07-10.The discharge recorded on 10-08-10 was 13400lpm. The highest discharge recorded was 14400.00lpm. All out effort was made for dewatering the pondage of water and huge ingress. 15 no of pumps having total capacity of 495HP were deployed at ch:135.00m,422.00m,775.00m and at ch:1144.00m.

- After completion of dewatering of pondage level of water up to ch: 1050.00m on 11-08-10, ED (Hydro) and ED (D&E) visited site along with other Sr Project officials for inspecting the distressed face. The tunnel was completely filled up with huge quantity of rock debris from face at ch: 1337.00m to ch: 1230.00m and thereafter gradually in a slope covering up to ch: 774.00m. Huge quantity of seepage water was continuously flowing out spreading over the deposited muck and on both side just like a natural stream with tremendous velocity. Discharge of seepage water was recorded on 11-08-10 was 13400 lpm. The BEML-220 which was on breakdown condition at ch: 1065.00m was badly damaged. All water and air pipe lines were lying in a damaged/distorted condition on account of flow of rock debris from the face. ED (Hydro) and ED (D&E) after visiting the site suggested for restoration of the face by adopting the same methodology as adopted for tackling criticality at ch: 422.60m and 616.88m.They have suggested to restore the face by undertaking fore poling with perforated heavy duty MS pipe, followed by injection of OPC, Micro fine cement and injection of polyurethane as required after complete dewatering of pondage of water and removal of slush and rock debris.
- **On18-08-10, the activity of slush and rock debris removal was started** with deployment of 1 no TATA Hitachi, 6 no Taurus and 2 no of dumpers and completed up to ch: 1337.00m on 21-11-10.Total quantity of slush and rock debris removed is 8525.296cum.
- Consolidation grouting with OPC had been started through existing fore poling pipes at ch1277.00m on 19-09-10 and carried out at ch: 1286.50m and 1292.00m.
- First fore poling ring had been started from ch 1307.00m on 20-09-10 with HDMS pipe of 80mm dia for a length 6.00m each at suitable spacing. Total of 19 nos of fore poling have installed one by one followed by OPC grouting. Total of 154 bags of OPC have been consumed.
- 2nd ring of fore poling was provided at ch 1311.00m (22-09-10 to 24-09-10) which comprise of 19 nos of HDMS pipe for a length of 6.00m each. Total of 106 bags of OPC and 128 bags of micro fine cement have been injected through this ring.
- 3rd ring of fore poling at ch 1315.00m had been started on 24-09-10 and completed insertion of 19 no of pipes on 28-09-10 followed by injection of 225 bags of OPC.

- 4th fore poling ring had been started from 28-09-10 at ch 1321.00m where 7 nos of fore poling existed. Total of 36 bags of OPC have been consumed in additional 2 no of fore poling in this ring.
- 5th fore poling ring at ch 1326.00m had been completed on12-10-10.
- 6th ring of fore poling have been done at ch:1330.00m
- BASF personnel had visited site on 29-09-10 and after having proper inspection and observation started application of PU from ch: 1321.00M.Cumulative total consumption of PU at ch 1321.00m was 1870.00kg which was injected during the period from 30-09-10 to 02-10-10. Cumulative total consumption of PU at ch: 1328.00m was 8635.00KG which was injected during the period from 15-10-10 to 16-10-10. Cumulative total consumption of PU at ch 1335.00m is 3300kg which was injected during the period 20-10-10 to 21-10-10. On 28-10-10 injection of PU resumed at ch1335.30m and consumed 2035 kg. On 30-10-10 injection of PU done at ch1335.00m.Total consumption of PU was 5405kg. On 18-11-10 and 19-11-10 another 4160kg and 2755kg respectively of PU injected at face. Till 20-11-10 cumulative consumption of PU was 28160.00kg.
- A plain cement concrete barrier was constructed at ch 1323.00m to prevent further movement of loose muck from face. Grouting with OPC was carried out through loose muck. Total of 42 bags of OPC injected through 8 no of holes.
- Sr Geologist from GSI Shillong visited site on 24-10-10 and suggested his view after inspection of the face.
- On 30-10-10, 16 no of fore poling had been completed at ch 1335.00m followed by OPC grouting.
- On 31-10-10, 8 no of fore poling had been completed at ch: 1330.50-1331.25m.
- Face consolidation by OPC had been started from 31-10-10 and was continued up to 6-11-10.Total of 464 bags of OPC has been consumed in consolidation of face.
- Taking all precautionary measures **opening of face resumed on 22-11-10** by trimming and scooping.
- ISMB200x100 box rib in 4 segments in heading and two segments in benching were erected from ch1337.00m and completed up to 1357.00m on 19-01-11 .
- Fore poling rings have been provided at ch1339.40m, 1342.80m, 1347.30m, and 1354.00m till overcoming critical stretch up to ch: 1357.00m.But due to no significant improvement of geology of face, fore poling with perforated heavy duty MS pipe of 80mm dia, followed by injection of micro fine cement continued beyond ch: 1357.00m. Fore poling rings have been provided at ch: 1360.00m, 1370.00m,1385.00m,1400.50m,1409.00m,1416.50m,1426.50m,1448.75m till end of March'11
- On 9-04-11, Director Technical and Executive Director Projects(Hydro) visited HRT Face-II . They have suggested carrying out boring with fore poling of 12.00m depth with 80mm dia perforated HDMS pipe along with pre-injection of micro fine cement for another stretch of 150.00m from ch: 1464.00m at 10.00m interval. Accordingly fore poling rings have been completed at ch: 1464.00m,1474.00m,1485.00m,1495.00m,1505.00m1518.00m,1527.50m,1535.50 m,1556.00m and at ch:1567.00m followed by injection of micro fine cement. Since no significant improvement in geology have been observed same methodology of fore poling and injection of micro fine cement is still continued for ground improvement and control of seepage.
- Non stop dewatering is also being continued since 27th July'10 with deployment of adequate no of pumps of various capacities at ch: 135.00m, 422.00m, 1140.00m and at ch: 1337.00m to carry out restoration work.
- Ventilation inside the HRT is also continued since 28th July '10 to facilitate restoration work of the distressed face.

Vide letter no. NEEPCO/Kal/HEP/BDC/HC/W-1/2010-11/654, Dated 31-01-2011, (Ref Annexure V-N), M/S PUJV was requested to submit rate analysis for extra items executed in tackling criticality at ch: 1337.00m. Accordingly, M/S PUJV submitted rate analysis for executed extra items for tackling critical stretch from ch:1337.00m to 1357.00m, vide letter No PEL/P-1/223/1723, dated 07-04-11(Ref Annexure –VI-N and BOOKLET submitted by M/S PUJV),amounting to Rs 29,62,29,034.00 , Vide letter no PEL/P-1/223/1755 , Dated 25-05-11, M/S PUJV submitted rate analysis for dewatering and ventilation separately(Ref Annexure –VII-N and BOOKLET submitted by M/S

NP-4

Pozen

P(JV),amounting to Rs 12,46,03,996.00 Total amount claimed by M/S PUJV is Rs 42,08,33,030.00(Rupees forty-two crore eight lakh thirty three thousand thirty only. After preliminary scrutiny, it has been observed that the rate analysis submitted by M/S PUJV is not in line with the terms and provisions of Contract Agreement and guidelines of CWC (latest edition). Hence the rate derived by M/S PUJV is found to be abnormally high . It is evident from the comparative statement of rates that the rates derived by M/S PUJV is 176.19% to 2012.77% higher than the analysed rates of NEEPCO (Ref Annexure –XI-N). Vide letter no. NEEPCO/KaHEP/BDC/HRT-I/W-4/2010-11/23. Dated 21-06-2011. (Ref Annexure –VIII-N), M/S PUJV was informed the same and the analysis submitted by them was returned for necessary correction.

In view of the above, the analyses have been prepared afresh at this end for 10(ten) items mentioned above in line with the provision of clause no.33 (iii) of GTCC and procedure adopted for finalizing extra items executed for tackling criticality at ch.422.60m & 616.88m of F-II,HRT-I .

A Supplementary Estimate for extra items (10nos.) executed has been framed amounting to Rs. 16,99,27,331.00 (Rupees Sixteen Crores Ninety Nine Lakhs Twenty Seven Thousand Three Hundred Thirty One) only (Ref Annexure –I-N). This assessment covers the extra works executed

i) from ch: 699.50m to ch: 1337.00m (Ref Annexure –III-N).

ii) from Ch.1337.00m to ch.1357.00m,**(critical stretch)**, (Ref Annexure –II-N) and

iii) from ch: 1357.00m up to ch: 1566.00m (Ref Annexure –IV-N)of Face –II .

It is to be noted that in the analyses quantities executed from ch1337.00m to 1357.00m **(critical stretch)** only is considered. Extra items were executed before encountering of criticality at ch.1337.00m Similarly, extra items are being executed even after successful tackling of criticality at ch.1337.00m due to adverse geology and poor rock condition with heavy ingress of water. Therefore separate analyses are not done for the extra works executed from ch: 699.50m to ch: 1337.00m and from ch: 1357.00m to ch: 1566.00m because natures of works and methodology followed for execution are similar and rate analysis is a very time consuming job with repetitions of same specification and therefore the quantities of extra items executed at these locations are added with the quantities of extra items executed at Ch.1337.00m for preparation of the Supplementary Estimate.

- After successful tackling of critical stretch from ch. 616.88m to 654.00m, payment for extra woks carried out from ch: 654.00m to 699.50m is made on the basis of lower of the analysed rates for ch. 422.60m and ch. 616.88m. However, 10% Special Security Deposite was deducted from the Bill Amount subject to non submission of fresh rate analysis for the extra items executed from ch: 654.00m to 699.50m. The rate analysis for the same has not yet been submitted by M/S PUJV.
- The quantity of extra item executed from ch: 699.50m to ch: 1337.00m is given below and the financial involvement for the same is Rs. 47,26,310.00(Ref Annexure –III-N) on the basis of the analysed rates for ch.1337.00m.

  i) Drilling beyond 89mm upto 150mm----------546.00m

  ii) HDMS pipe fixing dia 80mm----------300.00m

  iii) HDMS pipe fixing dia 80mm----------246.00m

- Quantity of extra work done for tackling criticality from ch1337.00m to 1357.00m **(critical stretch)** is given below and rate analysis for all these extra items are done and the financial involvement is Rs. 12,11,08,332.00(Ref Annexure –II-N) on the basis of the analysed rates:

  1.Drilling of Holes beyond 38 mm up to 89mm-----932.00m

  2.Drilling of Holes beyond 89 mm up to 150mm---1805.00m

  3.Supply and installation of 80mm diameter Heavy duty MS pipe---1350.00m

  4.Supply and installation of 100mm diameter Heavy duty MS pipe—354.00m

  5.Application of Micro fine cement Grouting-----14720.00m

  6.Grouting with PU -------30449.75m

  7. Fabrication and Erection of Box Ribs ----43.87MT

  8.Underground Excavation in critical stretch----1043.76Cum

  9.Dewatering in underground construction during tackling criticality---584800.56Kwh

  10.Ventilation in underground construction site excluding the period of execution of BOQ and Extra items----2322.05Hr

- Parameters adopted for analysis of rate are:

a) Cost of materials is including of CST/VAT.

NEEPCO New Delhi North Eastern Electric Power Corporation

E Pybot

b) Cost of transportation of materials to site (Ref Annexure B (I) Item No 36.
c) Cost of direct wages (excluding fringe benefit) considering 8:00hrs a shift.
d) Cost of machinery using CWC guide line for use hrs of machinery considering actual working hrs.
e) Cost of facilities like electricity @ 2%
f) Super vision and overhead profit @ 20% on the sum of a) to e).
g) Finally 1% cess and 4% WCT added on total amount.

- The quantity of extra items executed from ch: 1357.00m to ch: 1566.00m during the period from 20th Jan'2011 to **30th June'2011** is given below and the financial involvement for the same is Rs 4,40,92,698.00(Ref Annexure –IV-N) on the basis of the analysed rates for ch.1337.00m.

i) Drilling beyond 38mm up to 89mm----------268.00m
ii) Drilling beyond 89mm upto 150mm----------3661.00m
iii) HDMS pipe fixing dia 80mm----------3645.00m
iv) Injection of Micro fine cement ----------39525.00kg
v) Injection of PU ---------- 6201.75kg

Summary of Financial involvement

- Total Financial involvement for all extra item of works executed for tackling **critical stretch** from ch: 1337.00m to1357.00m including dewatering and ventilation arrived at

  Rs 12,11,08,322.00

- Total Financial involvement for all extra item of work executed beyond ch:1357.00m to ch:1566.00m during the period from 20 Jan'2011 to **June 2011** considering the same rate as derived for ch:1337-1357.00m is arrived at

  Rs 4,40,92,698.00

- Total financial involvement for all extra item of works executed from Aug'09 to July'2010 (Ch:699.50m to ch:1337.00m) considering the same rate as derived above is arrived at

  Rs 47, 26,310.00

Gross Financial involvement is (Rs 12,11,08,322.00 + Rs 4,40,92,698.00 + Rs 47, 26,310.00 =) **Rs. 16,99,27,331.00** (Rupees Sixteen Crores Ninety Nine Lakhs Twenty Seven Thousand Three Hundred Thirty One) only including 1% cess and 4% WCT.

Recovery is to be made for:-

- Interim Payment amounting to Rs 4, 20, 68,934.00 made in 22nd Extra Bill (March'2011, Ref Abstract MB No 9373, P-18) for extra items executed for tackling critical stretch at ch: 1337.00m up to 20-12-2010 considering 70% of total amount on the basis of lowest of the approved rates for extra items executed at ch: 422.00m and 616.88m. (Ref. U.O.No 1353, Dtd 02-03-11, O/O The Executive Director Projects (Hydro) NEEPCO Ltd., Guwahati, endorsed Vide U.O. No 1707, Dtd 5-03-11, O/O The Engineer -In-Charge(Pkg-I), KaHEP enclosed as Annexure –IX-N)

- Interim Payment amounting to Rs 2, 44, 09,094.00 for Dewatering and Ventilation works for tackling criticality at ch: 1337.00m against Extra Bill No: 20 (Feb'2011, Ref Abstract MB No 9373, Page-6) (Ref. U.O.No 2915, Dated 15-02-11, O/O The Executive Director Projects (Hydro), endorsed vide U.O.No. 1676, Dated 17-02-11,O/O The D G M (C),BDC KaHEP, enclosed as Annexure –X-N)

Total Amount to be recovered Rs.6, 64, 78,028.00

Net financial involvement after recovery of interim payments against all extra item of work executed from ch:1337.00m to 1357.00m,1357.00m to 1566.00m and from ch:699.50m to 1337.00m is arrived to be(Rs16,99,27,331.00 – Rs 6,64,78,028.00) i.e **Rs10,34,49,303.00**(Rupees Ten Crore Thirty Four lakh Forty Nine Thousand Three hundred Three)only.

Account of regular items and extra items against Package-I are as given below:-

Particulars	Rs	Rs
1.Regular BOQ Items(including escalation)		1098904237.00
2. Extra Items		
a) Removal of slush	1,51,02,721.00	
b)Pre Coffer Dam	8,93,750.00	
c)Payment for Cavity at ch:422.00m and 616.88m to 699.50m	20,89,07,271.00	
d) Restoration Works	4,28,96,585.00	
e) Interim payment for dewatering and ventilation ch:1337.00	2,44,09,094.00	
f) Interim payment against extra item at ch:1337.00m	4,20,68,934.00	
3)Total Amount Released for extra works	33,42,78,355.00	
4)Proposal for Approval of Removal of slush and rock debris at ch:1337.00 is under process.	1,66,49,465.00	
5) Proposed Extra works from ch: 1337-1357.00m, 1357-1566.00m and ch: 699.50m to 1320.00m of Face-II of HRT, BDC.	10,34,49,303.00	
6)Total for extra works (3+4+5)		45,43,77,123.00
6)Total Regular and Extra Items(1+6)		155,32,81,360.00
7) Total value of Pkg-I		143,81,03,498.00

The percentage of extra works in respect to value of Pkg-I i.e. Rs 45, 43, 77,123.00/ Rs 143, 81, 03,498.00 is 31.60% including the instant proposed amount. Since the total value of extra works have exceeded 25% of the original contract value of Pkg-I, hence the instant financial involvement will require the approval of BOD as per Clause No 5 (e) of annexure -A of DOP.

Put up for kind perusal and further needful please.

Encl. Copy of All references

DGM (C)/I IC (Pkg-I) | Sr. Manager (C), HRT ,BDC | Dy. Manager (C), HRT ,BDC | Dy. Manager (C) HRT ,BDC

NOTE SHEET

Sub:- Supplementary estimate for 10 nos. of extra items executed for tackling the criticality from Ch. 1337.00m to 1357.00m (27th July'10 to 19th Jan'11) and also from Ch. 669 50m to 1337.00 m (1st July'09 to 26th Jan'10) & from Ch. 1357.00m to 1556.00m (20th Jan'11 to 30th June'11) of Face-II of HRT, BDC, KaHEP and Rate analysis thereof.
Ref: - U.O. No./HRT-1/BDC/197 dtd 29/07/2011(Along with copy of all enclosures.)

Note of Sr Manager HRT may be seen. Prepages.

Tunneling work was progressing in face-II with utmost care due to very poor geology. We had reached up to up to ch 1332.00 m in heading and ch 1337.00 m in benching on 27.07.2010. Geology encountered in previous strata was thinly bedded Quartzite, Mica Schist, Talc and Graphitic Schist. The rocks were intensely fractured and folded with variation of rock type in every pull. Rocks were thinly bedded, intensely jointed with infillings of talc/sericite/clay within the foliation plane associated with heavy seepage. Occasionally Shearing was also noticed within the rock mass. Rocks were having lack of cohesiveness, closely jointed with very less stability. Poor geology had resulted frequent occurrences of face collapses. As such, till date three major face collapses in face-II at Ch. 422.60m, Ch.616.88m and 1337.00m had occurred associated with flow of huge quantum of slush and heavy seepage which inundated the tunnel up to about the crown portion which is well known.

On 27.07.2010 at ch 1337m in heading a minor blast was taken for advancement. During scaling and mucking heavy ingress of milky white water along with crushed materials were observed flowing out from right side of the crown and subsequently major collapse at 1337m took place. Maximum discharge of water recorded was about 14000 lpm. All total, rock debris with slush flown was 8525.296 cum. Several numbers of pumps were deployed for dewatering. Tackling of criticality was done by pipe poling forming umbrella, PU grouting, MFC grouting, face consolidation, providing heavy box girder etc with continuous dewatering and ventilation. Details of collapse with its tackling are elaborated in the note of Sr Manager HRT in page NP-2 and NP-3. Critical stretch has been considered from ch 1337m to 1357.00m. Time taken was from 27.07.2010 to 19.01.2011. Contractor had submitted rate analysis for tackling the criticality but was not satisfactory hence it has been prepared afresh in HRT for 10 items in line with the provision of clause 33(iii) of GTCC and procedure adopted for finalizing extra items executed for tackling criticality at ch 422.60m and 616.88m.

This Supplementary estimate for 10 extra items executed has been framed for Rs.16, 99, 27,331.00 and covers the following extra works executed.

i) Between ch 699.50m to ch 1337.00m for Rs.47, 26,310.00
ii) Between ch 1337.00m to 1357.00m for Rs. 12, 11, 08,322.00
iii) Between ch 1357.00m to 1566.00m for Rs.4, 40, 92,698.00

In this supplementary estimate analysis has been made for the quantities executed between Ch: 1337.00m to 1357.00m of critical stretch only. No separate analysis has been prepared for the extra items executed from Ch: 699.00m to Ch: 1337.00m and after Ch: 1357.00m to Ch: 1566.00m as the nature of works and methodology followed for execution are similar. Therefore the quantities of extra item executed at these locations are added with the quantities of extra item executed at Ch: 1337.00m for preparation of the supplementary estimate.

Out of total financial involvement of Rs. 16, 99, 27,331.00 an interim payment of Rs. 6, 64, 78,028.00 has already been made to the contractor and the same is to be deducted from the approved value.

The proposal covers the measurements up to June 2011. Similar extra works are still going on. It is proposed that extra works of similar nature/specification after June'2011 should be paid as per approved rate of this proposal with escalation.

The percentage of all Extra works in respect of value of Pkg-I is (+) 31.56% including the instant proposed amount (detailed break up in NP 5), hence approval of Board of Directors is required as per Clause No. 5 (c) of Annexure-A of DOP.

Proposal is being submitted for favor of perusal and further needful.
Encl: As stated with 6 nos. of booklets.

Finance Concurrence may be accorded.

HOP
BDC, KaHEP.

DGM(C)/EIC (Pkg-I)
BDC, KaHEP.

NEEPCO

ISO 9001:14001
OHSAS 18001

नोट-शीट

NOTE SHEET

Notes pre-pages.

Blowout and formation of a cavity at CH.1337m of Face-II occurred during July, 2010. The restoration of the Face was carried out adopting the same methodology carried out for restoration at CH.422.6m and 616.88m.

Adhoc payment of Rs.6,64,78,028.00 was released to the Contractor considering the lowest approved rates evaluated against the extra items for restoration works against CH.422m and 616m. The supplementary estimates for 10 Nos of extra items executed, has been prepared by the Project Authority in line with the provision of Contract and CWC guidelines.

As bought out, total value of the extra items against the instant proposal after deducting the cost component of dewatering stands at Rs.13,44,43,123.00 and the net payable amount is Rs.6,79,65,094.85. As indicated in the note of the ED(C&P), the total variation due to extra items of work executed so far against Package-I of the Project amounts to Rs.55,13,23,044.00 which is 38.34% with respect to the contract sum. The variation being beyond the delegated power of the Director (Technical), the same shall require approval of the CMD. The principle for evaluation of the item rates are generally found to be in order.

Forwarded for views of the Director (Finance) and subsequent approval of the CMD.

Director (Technical)

Director (Finance) Please.

D(F)

CMD

D (F)

ad F
;t Ha
JNIT
/C&F
)/QP/(

ISO 9001:14001
OHSAS 18001

नोट-शीट
NOTE SHEET

Necessary payment may be made.

30/4/12

E/C&P-F

for n/a

30/04/12

Sr. Mgr(C)/MPT.

Pl. put up, a draft confirmation order as discussed and prepare the bill for release of payment.

01/05/12

DM (C)

नॉर्थ ईस्टर्न इलेक्ट्रिक पावर कॉर्पोरेशन नई दिल्ली
NEEPCO
New Delhi
North Eastern Electric Power Corporation

APPENDIX-1.G.

ADDITIONAL TIME TAKEN IN TUNNEL EXCAVATION ON ACCOUNT OF CHANGED IN ROCK CLASSIFICATION

NORTH EASTERN ELECTRIC POWER CORPORATION LIMITED
(A GOVT. OF INDIA ENTERPRISE)
SHILLONG:: MEGHALAYA :: INDIA

1st Original

नीपको
NEEPCO

ISO 9001 – 2000

AGREEMENT

FOR

CIVIL WORKS FOR BICHOM DAM, RIVER DIVERSION, BICHOM INTAKE AND HEAD RACE TUNNEL FROM RD 0 M TO 4400 M ± 500 M (i.e 1st HALF OF THE BICHOM- TENGA PORTION)

(PACKAGE-I)

BOOK-I(B)

AGREEMENT NO: NEEPCO/ED/QP/C&P/R/C/KaHEP/ 560 OF 2004-05 Dtd. 17/12/04

Executive Director, C&P,
NEEPCO Ltd., Shillong-03.
Executive Director
Contract & Procurement
NEEPCO Ltd, Shillong- 3.

UNITY JOINT VENTURE MUMBAI

consists of 189 Pages

Scanned by CamScanner

commence immediately on receipt of Letter of Award. Readily available machinery will be moved to the site.

B. PHASE – II :

a) In Phase – II of mobilization, all Civil Works required for installation of Crushing Plant, Batching Plant, Cement Storage, Water Tank etc. will be taken up. It shall generally comprise of :-

- Induction of new /refurbished equipments procured from India and abroad to suit the Construction Schedule.
- Establishing fully equipped garage and equipment repair /overhaul workshop
- Foundation preparation and civil works for Crushing Plant, Batching Plant, etc. followed by erection and commissioning
- Establishing Quality Control Laboratory.

2 PERMANENT WORKS :

A. ADIT–I + HEAD RACE TUNNEL :

a) **General :-**

The work includes 200M long Adit–I and 4,400M long HRT (horse shoe shaped). Rock has been classified under 4 groups viz. Class-I (29%), Class-II (38%), Class-III (22%) and Class-IV (11%). Cross section of Adit and Head Race Tunnels are enclosed. Rock is of Pre-Cambrian group.

b) **Excavation :-**

Tunnel will be excavated full face. A two boom Hydraulic Jumbo will be used for drilling, excavator CK-90 or equivalent for loading muck and 18T Taurus tipper for hauling muck to dump area. An effective progress of 4.4M per day is envisaged with different pull in different class of rock. Cycle time and equipment planning for tunnel excavation is given hereunder. Dump area is between dam axis and designated quarry, the latter is 500M away from dam axis on the d/s side. Therefore distance of dump area from portal will not be more than 400M. Nitches will be provided at suitable intervals for turning / crossing of machineries.

KAMENG HEP PROJECT : PACKAGE-I

Executive Director
Contract & Procurement
NEEPCO Ltd., Shillong- 3.

Scanned by CamScanner

Tunneling Cycle (HRT 4,400M)

Sl. No.	Description	Unit	Cass-I	Class-II	Class-III	Class-IV
A	**Quantity**	%	29	38	22	11
1	Minimum Excavation	Sqm	43.26	43.83	46.22	49.13
2	Payline	Sqm	46.84	47.44	49.92	52.96
3	Pull	M	3.00	2.75	2.50	2.00
4	Mucking quantity (solid)	Cum	140.52	130.46	124.80	105.92
5	Ditto (loose)	Cum	210.78	195.69	187.20	158.88
6	Ditto Tonne	MT	365.35	339.20	324.48	275.39
7	Loads (18T)	Nos	21.00	19.00	18.00	16.00
B	**Drilling**					
1	No. of holes	No.	80.00	80.00	80.00	80.00
2	Depth of hole	M	3.30	3.00	2.75	2.20
3	Total drilling	M	264.00	240.00	220.00	176.00
4	Drilling speed (Boomer)	M/Hr	200.00	200.00	200.00	200.00
5	Drilling time	Hr.	1.32	1.20	1.10	0.88
C	**Cycle Time**					
1	Mark Profile	Hr.	1.00	1.00	1.00	1.00
2	Drilling	Hr	1.50	1.50	1.25	1.00
3	Charge+ Blast	Hr.	2.00	2.00	2.00	2.00
4	Defuming	Hr	0.50	0.50	0.50	0.50
5	Scaling + Mucking	Hr	4.50	4.00	4.00	3.50
6	Total	Hr	9.50	9.00	8.75	8.00
7	Progress in second shift	M	3.00	2.75	Support	Support
8	Total Progress per day	M	6.00	5.50	2.50	2.00
9	Average Progress/day	M	1.74	2.09	0.55	0.22
10	Average overall progress/day	M	4.60			
11	Progress planned/day	M	4.40			
D	**Mucking**					
1	Excavator / Loader CK -90	No.	1	1	1	1
	Hauling Unit :Taures 18T Max Lead 4.60 + 0.40 : 5 Km. Loading : 10 Min. Travelling at 15 Km./hr. : 40 Min. Unloading : 5 Min. Misc. : 5 Min. 60 Min. No. of trips / hr. $\frac{60}{60} = 1.00$					
		No.	21	19	18	16
2	No. of Tippers 18T		4.5h x 1.00 4.67	4h x 1.00 4.75	4h x 1.00 4.50	3.5h x 1.00 4.57
3	Provided	No.	5.00	5.00	5.00	5.00

Note : Support in Class-I and II to the extent required will be done immediately after excavation in respective shifts

JOINT VENTURE
KAMENG H.E. PROJECT, PACKAGE-I

Executive Director/PATEL - UNITY JV
Contract & Procurement
NEEPCO Ltd., Shillong- 3.

Scanned by CamScanner

c) **Support :-**

Rock support includes rock bolts, mesh, shotcrete and ribs. Extent of their requirement varies in different class of rock. Supports in Class-I and II rock will be done in the same shift of excavation whereas in Class-III and IV rock the supports will be done in the second shift.

Rock supports provided in the tender are as under :-

1.	Rock bolt	90,000 M
2.	Mesh	1,04,000 Sqm.
3.	Shotcrete	13,050 Cum
4.	Rib	180 MT
5.	Hollow core anchors	32,500 M
6.	Fore poling	32,500 M
7.	Micro pile	1,400 M

Drilling for rock bolts, anchors, fore poling and micro piles will be done using boomer and bolts installed manually from a Scissor Jumbo. Mesh will be fixed also from a Scissor Jumbo. Shotcrete mixed in a concrete mixer outside portal will be conveyed inside tunnel in 6 Cum transit mixer and sprayed using an Aliva AL-262 shotcrete machine. Ribs and block concrete to the extent required will be provided in Class-IV rock.

d) **Lining :-**

It is proposed to do lining work in two stages i.e. sides and arch first and invert later. When the tunnel excavation reaches about 2,000M chainage, lining of sides and arch will commence from portal end and proceed towards tunnel heading. 2 x 8M long telescopic tunnel form will be used which will give a progress of 200M per month at the rate 8M per day. On completion of overt lining, invert lining will commence at the farthest end and proceed towards portal. Each pour of 8M long sides and arch lining involves 8M x 8 Cum = 64 Cum/m of concrete which will be pumped using a 30 Cum per hr. concrete pump in about 6 to 8 hrs. and vibrated using needle and form vibrators. Concrete will be conveyed in 6 Cum transit mixer. 30 Cum/hr.

Executive Director
Contract & Procurement
NEEPCO Ltd., Shillong-3

Scanned by CamScanner

Batching Plant will be adequate for tunnel lining. 16M length of sides and arch lining in the area of nitches will not be done in this operation to enable crossing of vehicles. This portion will be concreted ahead of invert lining.

e) **Grouting :-**

After about a month of lining work, pack grouting and consolidation grouting will start. Drilling will be done with Boomer. Drilling of drainage hole also will be done with Boomer. Grouting will be done using a grout pump Hany 310 from a Scissor Jumbo platform.

f) **Ventilation :-**

Forced ventilation system with 1,600mm dia. double suspension flexible duct line and 110 KW vent. fans at portal and online is envisaged.

g) **Dewatering :-**

Head Race Tunnel has a gradient of 1 in 1,760M with invert of portal @ EL 750M. Dewatering of tunnel seepage will be done with 10HP pumps installed at 500M c/c.

B. INTAKE STRUCTURE :

a) **General :-**

Intake Structure is located approximately 150M u/s of dam axis on right bank with invert level at EL 750M and top at EL 773M. Access road under construction by NEEPCO links Intake Structure.

b) **Excavation :-**

Approx. 10,000 Cum of open excavation is involved and this will be done in the 7, 8 and 9th month by benching method concurrent to Dam excavation.

c) **Slope Stabilisation :-**

As the excavation goes down rock support like rock bolts / anchors, chain link / mesh and shotcrete will be provided on the rock face. Shotcrete will be sprayed using Aliva AL-262 shotcrete machine. Drilling for rock-bolts / drainage holes will be done with Jack Hammer / BBC 120F.

Executive Director
Contract & Procurement
NEEPCO Ltd. Shillong-9.

Scanned by CamScanner

International Journal of Scientific & Engineering Research, Volume 5, Issue 9, September-2014
ISSN 2229-5518

Criticalities encountered in Construction of (HRT) Head Race Tunnel of Kameng Hydro Electric Project (600MW), In Arunachal Pradesh, India.

Md.Hadi Alam, Mr. M.K.Sharma

Abstract: This paper presents some of the criticalities encountered in construction of (14.45 Km) head race Tunnel of (600MW) Kameng hydroelectric project in Arunachal pradesh, India located in North East Himalayan Region. As the region has complex geological formations and is considered to be the best field laboratory to learn Rock Mechanics and Tunneling Technology for weak rockmass. The ongoing excavation of HRT in Kameng H.E Project encountered various criticalities and geological problems thereby hindering the overall progress. The rock class encountered during the excavation of HRT varied from good to fair quality (class II to VIA &VIB as per Q system of rock classification). The HRT support system was designed for different classes of rock mass and the same was implemented with some modification as per the site conditions and some additional strengthening work also taken up in the crown portion of erected steel rib (ISMB 200X100) in the squeezing zones. The Rock mass encountered along the excavated tunnel profile, mainly comprised of faults, folds, fracture and share zones of poor geology. Thus the experiences of tunneling in this tectonically disturbed, young and fragile Himalaya are precious for the tunnel engineers all over the world. The experience of tunneling in 600MW Kameng H.E project for last Ten years is a boon for all of us. It was a challenging job to construct a long Tunnel with high overburden and in this young and tectonically disturbed Himalayan terrain. Geological surprises (faults/shear zones) causing cavity, loosefall, blowout, high ingress of water and squeezing ground conditions were common phenomenon that encountered along tunnel profile. As such deep and long tunnel should be carefully planned to avoid too high overburden causing squeezing ground condition or rock bursts; it was experienced and realized that under different overburden conditions of tunnel excavation the same rock strata which is safe at lower overburden may pose severe tunneling problem at a very high overburden due to increase of in-situ stresses. In this paper some of the criticalities encountered during the excavation of HRT and the cause of the criticalities as well as rehabilitation measures adopted are analyse and discussed.

Index Terms— (HRT) Head Race Tunnel construction of power project, Construction Criticalities, Geological problems , Rock load, Overburden, Insitu-stress , Cavity formation ,Seepage in HRT, tunnel Squeezing problems and Blowout of tunnel excavation.

---

1. Introduction

The Project is situated in Arunachal Pradesh, India and about 350 km away from Guwahati, the gateway of North East India. The water conductor system from Bichom and Tenga River (both tributaries of river Kameng) over a gross head of 536m to Kimi Power House is comprise of 14.45 km long tunnel, 6.7m diameter of Modified Horse Shoe shaped concrete lined Head Race Tunnel. The project will generate 161 MW of firm power with an annual energy generation benefit of 3592 MU in a 90% dependable year.

2. GEOLOGY ALONG THE TUNNELPROFILE.

The Project is located in a geologically complex and tectonically disturbed area, dissected by a number of major thrusts, faults, shears zones. As per initial investigations carried out the HRT was expected to encounter on upper Bichom side Precambrian rockmass, mainly of schist chlorite, sericite Phyllite and blastic Granite Gneiss. In the middle and lower reach Gondwana rocks expected of quartzite, slate and dolomite, sandstone and carbonaceous phyllites and slates. In HRT face-III about 89% rock mass was expected to fall in the good rock class (Class- I, II & III) and 11% in poor rock class (Class- IVA & IVB) having shear zones and comprising of crushed and fractured rock material along with clay gauge with low compressive strength.

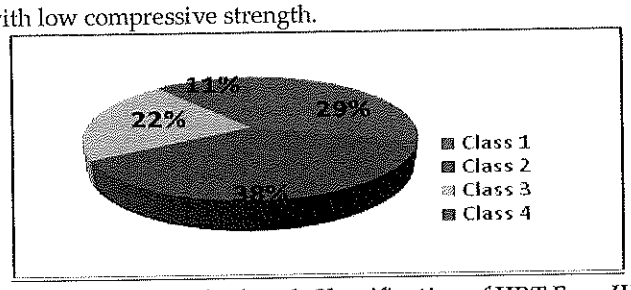

Fig: 1: Original % of Rock Classification of HRT Face-III

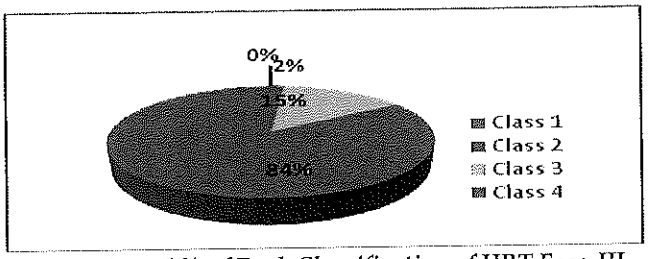

Fig: 2: Actual % of Rock Classification of HRT Face-III

NEEPCO
New Delhi
North Eastern Electric Power Corporation

The ongoing construction of 4.80Km HRT Face-III of Kameng H.E project it was found so far that 84% rockmass encountered come under poor rock category and supported by Class-IV support system. The HRT passes through Gondwana formation comprising weak sedimentary rocks mainly consist of thinly laminated carbonaceous shale/siltstone with graphitic coaly bands, Quartzitic sandstone and Precambrian metasedimentary rocks such as Quartzite, phyllite, Quartzitic phyllite, Gneiss, Carbonaceous schist/slate. These metamorphic rocks are highly folded, sheared, crushed, pulverized, jointed, foliated, banded and fractured in nature. In some stretches clay gouge has also been observed along with shear zones. Which have resulted in slow progress and difficult tunneling media, the rockmass such as phyllites and quartzites are found to be closely jointed, folded and fractured having several shear zones, rendering the rock mass into poor category. In some critical stretches where the carbonaceous rockmass encountered, major cavities have been occurred along with water ingress.

The major challenges of HRT have been successfully handled by various methods such as roof Forepoling, chemical grouting , cement grouting , umbrella/ channel forepoling and multiple drifting , the conventional tunneling method is preferred due to lesser construction risk, higher flexibility in dealing with such ground problems. With limited geological and geo-technical data for extremely poor and unforeseen ground condition available for this deep seated tunnel, flexibility in changing the support system and different excavation methodology is practiced, mainly full face, heading and benching , multiple drifting method based on rock conditions.

The HRT Face- VI ,between Tenga dam and Surge Shaft and Power House are located in rocks of Gondowana Supergroup has undergone intense tectonic activity in the form of folding, faulting and thrusting, represented by alternate bands of medium to coarse grained grey sand stone, carbonaceous shale/ carbonaceous siltstone with occasional presence of minor coal partings and quartz vein. Because of closeness to the Main Boundary Fault, the area has suffered poly phase deformation and due to which the rocks are highly fragmented. The highly folded rock strata encourage water entrapment and subsequent release on boring. Total length of HRT face-VI is 1684.00m, where heavy seepage of underground water was encountered along with very poor geology, the rate of seepage recorded in this stretches of tunnel varied from 6500 to 9000 liters/min.

The rock formations along the tunnel alignment have been classified based on the rock mass behavior and the rock strata encountered in the HRT have been divided into five classes i.e. class-I, class-II, class-III, class-IVA and class-IVB. The Rock Mass Rating (RMR) system proposed by Bieniawski (1976) and Q system proposed by Barton et al. (1974) and updated in Barton (1996) have been used to define generic classes of rockmass. The RMR value is assessed by six parameters of the face rock conditions and is given below:

- Uniaxial compressive strength of rock.
- RQD.
- Spacing of discontinuities.
- Condition of discontinuities.
- Groundwater condition.
- Orientation of discontinuities.

In the entire length of tunnel excavation of Kameng H.E Project, above 80% rockmass encountered falls under Class – IV (poor) rock category, some of the most common rock formations contain layers of carbonaceous shale and Phyllite and often compacted carbonaceous clay sediments which have not yet acquired the properties of rock and having very low compressive strength.

The carbonaceous shales encountered in HRT Face-III behave like squeezing or even swelling media. When the rock formation encountered consists of sequence of horizontal layers of immature fractured carbonaceous shale, the excavation of the tunnel is commonly associated with a gradual compression of the rockmass, involving a downward movement of the crown along with loosefall and cavity formation. This is due to relatively low resistance against slippage at the boundaries between the fractured carbonaceous shale, which reduces considerably the strength of rockmass located above the crown of tunnel face. The failure and the extent to the failures propagate depends upon the characteristics of the rock mass, the magnitude and directions of the in- situ stresses, the shape and size of the cavern and the intensity and orientation of the discontinuities.

3. ROCK TYPE AND ITS CHARECTERISTICS IN KAMENG H.E PROJECT.

The rock mass is characterized by its strength, deformability and in-situ stresses, and is considered to be heterogeneous, anisotropic and discontinuous medium. The in-situ deformation modulus of a rock mass is an essential parameter considered for design, analysis and interpretation of monitored data. The Modulus and strength of intact rock reduces on account of presence of discontinuities such as joints, bedding, and foliation planes within the rock mass. In thinly laminated rocks such as schist and phyllite, the modulus of elasticity parallel to the foliation is likely to be much higher than that in the perpendicular direction.

As the excavation is made in intact rockmass there is an adjustment (or redistribution) of stresses and strains around

IJSER © 2014
http://www.ijser.org

NEEPCO
North Eastern Electric Power Corporation
New Delhi

that excavation profile. The Rock load around the tunnel structures seems to transmit both normal and shear stresses through the discontinuities in rock mass and folding of rock causes shear failure along the bedding planes. The shear strength of discontinuities depends upon the alteration of joints or the discontinuities, the roughness, the thickness of infillings or the gouge material and the moisture content. It was observed that the cavity formations in HRT Face-III were initiated by sliding of rockmass along the joint plane due to its in-situ stresses and rock load. The stresses in the rock are generally low for shallow depth and high for at greater depth.

In HRT Face-III the main rockmass comprise of Sand stone, Quartzite, Phyllite sequence, Carbonaceous shale, Schist and Slate (Table: 1). It was found that the Phyllite, Carbonaceous Shale, Schist and Slate were thinly laminated and fractured in nature which comes under poor rock category, where the RMR value range from 14 to 30. The quartzite rich zones which were mainly subordinate bands in Face-III fall under fair category and the RMR value range from 41 to 60. The rockmass consist of Schists in HRT commonly contains clay minerals such as biotite, mica and chlorite, all of these are platy minerals and are found aligned with the foliation. When present as continuous layers, they form the planes of weakness, in HRT Face-III the thinly laminated Schist and phyllite created most of the stability problems along with carbonaceous rockmass. The rock masses surrounding the tunnel perform much better, except near shear zones, faults, thrusts and intra-thrust zones and the water-charged rock masses.

The following table shows the range of RMR value of different rockmass at different chainages in HRT Face-III.

Table1: Rock type encountered in Face-III of KaHEP with respect to chainage from 0.00m to 4115.00m.

Sl no.	Chainage (m)	RMR value of Face	Class of Rock	Rock Type encountered in HRT Face-III
1	0.00m to 240.00 m	17- 34	Class – IV	Sand stone, Carbonaceous silt stone and shale.
2	241.00m to 334.12m	28-36	Class – IV	Fractured and sheared Phyllite / Quartzites.
3	334.12m to 336.02m	36-44	Class-III	Quartzite.
4	336.02m to 570.89m	21-36	Class – IV	Jointed Quartzite/ Quartz chlorite schist and phyllite.
5	570.89m to 760.37m	32-58	Class-III	Sequence of quartzite/ Phyllite/Chlorite Schist.
6	760.37m to 848.40m	62-74	Class-II	Quartzite, phyllite and Chlorite Schist.
7	848.40m to 888.20m	44-58	Class-III	Quartzite, phyllite and Chlorite Schist.
8	888.20m to 1280.00m	22- 36	Class – IV	Heavily fractured Quartz chlorite Talc Schist.
9	1280.00m to 1338.18m	32-44	Class-III	Quartz -chlorite Schist.
10	1338.18m to 1465.70m	18-35	Class – IV	Heavily fractured low grade Quartz chlorite Schist.
11	1465.70m to 1493.80m	35-41	Class-III	Fractured Quartz - chlorite Schist.
12	1493.80m to1640.60m	27-35	Class – IV	Heavily fractured Quartz chlorite Schist.
13	1640.60m to 1679.60m	32-44	Class-III	Quartzite.
14	1679.60m to 1840.70m	14-32	Class – IV	Heavily fractured low grade Quartz chlorite Schist.
15	1841.70m to 2158.60m	35-58	Class-III	Quartzite, phyllitic quartzite and carbonaceous slate.
16	2158.60m to 2194.66m	25-40	Class – IV	Fractured Quartz - chlorite Schist.
17	2194.66m to 2221.40m	38-40	Class-III	Schist and Quartz – chlorite.
18	2221.40m to 2418.64m	20-38	Class – IV	Sand stone, Slate and Thinly bedded Carbonaceous materials.
19	2418.64m to 2434.50m	32-44	Class-III	Sand stone.
20	2434.50m to 3530.00m	17-33	Class – IV	Weak Carbonaceous shale, Schist, Coaly layers, fractured quartzite, thinly bedded phyllite, Siltstone, graphitic coaly layers and Sand stone.
21	3530.00m to 3700.65m	30- 35	Class – IV	Phyllitic Quartzite, Talc chlorite - Quartzitic phyllite.
22	3700.65m to 3760.00m	29- 35	Class – IV	Quartzitic phyllite.
23	3760.00m to 4115.00m	27-37	Class – IV	Quartzitic phyllite & phyllite.

It was observed that as the tunnel is excavated, stress relief allows elastic rebound of ground previously in compression to relieve stress this also confirms by some booming sound around the rib support in squeezing area of Face-III. This stress relief occurs beyond the working face as well as around the tunnel excavation.

IJSER © 2014
http://www.ijser.org

NEEPCO
New Delhi
North Eastern Electric Power Corporation

As the depth of a tunnel becomes greater the ground condition becomes less favorable, it was observed that the stress within the surrounding rock mass increases and failure occurred when the stress exceeds the strength of the rock mass. The in-situ stresses develop in rockmass is the result of weight of overlying rockmass, the locked in tectonic stresses and strain energy. Thus the failure mechanism in the tunnel depends on the in-situ stress level and characteristics of the excavated rock mass mainly its compressive strength. As the depth below the ground surface increases, the rock stress increases and may reach a level at which the failure of the rock mass is induced. During course of excavation in rockmass these stresses get redistributed around the openings. The distribution depends largely on rockmass structures such as discontinuities, heterogeneities, folds, faults, dike, fabric etc. It is a fact that the weight of the overlying rock mass is the primary source of stress around the tunnel excavation. It was found that the stretches where cavities occurred in HRT Face-III the in-situ stresses in most of the case higher than the compressive strength of the rockmass. In HRT Face-III the average in-situ stress in distress zones is found to be in the range of **10.31MPa to 20.56MPa (N/mm²)** and when the compressive strength of rockmass falls below in-situ stress limit, various problems in excavation of Tunnel occurred such as loosefall, cavity formation and squeezing ground condition. It was estimated that par 100m rise of overburden increase of in-situ stress is around 2.5 MPa.

In order to determine the behaviour of tunnel face, the compressive strength test of rockmass at different chainages of HRT on various rock samples were determined at site laboratory with little modifications and deviations in the testing procedures by using point load test and UCS (Unconfined compressive strength) test of rock (UCS is considered about 23.4 times of point load test) (Singh and Singh, 1993). The range of value of strength of rock samples were found to be in between 1.50MPa to 23.43MPa and RMR value in the range of 11-74.

In order to perform the laboratory test, lump samples with L/W or L/D ratio 2 to 2.5 is maintained. The rock samples were collected randomly after the face blast and extensive compressive strength testing were done in site laboratory to determine its strength. The maximum and minimum rock strengths were observed when the failure is initiated normal to and respectively parallel to the weakness planes of the rock, i.e., bedding, foliation, cleavage, etc. The (UCS) test on lump of blasted rock was preferred due to extensive testing and constrain in rock sample preparation in every alternative face blast. Table: 2 below show some of the findings in HRT Face-III of KaHEP.

TABLE: 2: Laboratory testing of some of Rock samples w.r.t Chainage and some of the criticalities encountered and advantages of excavations of HRT Face-III:

Sl No.	Critical Chainage (m) in Face-III	Compressive Strength (MPa)	Rock Type /Remarks
1	1390.00m	1.85MPa	Heavy loosefall occurred from crown, MPBX deflection at Ch: 1380.00m is observed in Lower Left.
2	1680.00m to 1776.00m	2.20MPa	Truss and struts are fixed in the crown portion of erected rib to counteract the squeezing effect. MPBX deflection at Ch: 1736.00m, Ch: 1753.00m & Ch: 1780.00m at Lower Right, Lower Left, Upper Left, and Upper Right & Crown is observed. It took average 7 months to stabilize.
3	2435.00m to 2575.00m	1.85MPa	Heavy loosefall and cavity formation have been occurred on several occasions leading to slow progress of tunnel boring. The steel (ISMB200) Truss and struts are fixed in the crown portion.
4	2652.00m	3.00MPa	Deformation of steel ribs (ISMB200) observed in the LHS SPL.
5	2683.00m	1.65MPa	Major cavity formation occurred.
6	2717.00m	2.25MPa	Major cavity formation occurred. The MPBX deflection at Ch: 2726.00m at Lower Right, Lower Left, Upper Left and crown is observed.
7	2770.00m	1.75MPa	Major cavity formation occurred.
8	2870.00m	3.50MPa	Deformation observed in the Steel ribs.
9	2895.10m	1.75MPa	Major cavity formation occurred.
10	2914.10m	1.80MPa	Major cavity formation occurred; the face excavation is done by scooping and chipping, without blasting.
11	2938.60m	1.72MPa	Major cavity formation occurred and tunnel squeezing observed. The MPBX deflection at Ch: 2927.00m Lower Right, Lower Left, Upper Left, Upper Right and Crown are observed.
12	3002.00m	1.75MPa	Deformation observed in the Steel ribs (ISMB 200) & Cavity formation occurred due to loosefall.
13	3250.00m	2.65MPa	Deformation observed in the Steel ribs (ISMB200).
14	3289.40m	2.85MPa	Deformation observed in the Steel ribs (ISMB 200) & Cavity formation occurred due to loosefall.
15	3310.00m	2.00MPa	Major cavity formation occurred.
16	3118.15m	1.75MPa	The tunnel diameter is increased

ISSN 2229-5518

			from 7.3m to 7.6m to accommodate the squeezing in the tunnel. The MPBX deflection at Ch: 3121.50m at Lower Right, Lower Left, Upper Left, Upper Right and Crown portion is observed.
17	*3197.90m*	*9.50MPa*	*Full face method of tunneling is adopted instead of heading and benching due to improved rock conditions.*
18	*3218.00m*	*1.87MPa*	*Squeezing ground condition was observed in the tunnel.*
19	*3245.15m*	*1.80MPa*	*Heavy loosefall and cavity formation have been encountered and squeezing ground condition was observed in the tunnel.*
20	*3270.00m*	*1.50MPa*	*Heavy deformation of steel ribs (ISMB200) in the crown portion and the cavity formation occurred from Ch: 3262.00m to Ch: 3290.00m; canopy fixing is done at crown portion.*
21	*3311.00m*	*3.00MPa*	*Squeezing in the Crown portion, twisting of crown ribs (ISMB200) and canopy fixing is done.*
22	*3335.00m*	*2.75MPa*	*Deformation at crown portion is observed. The MPBX deflection at Ch: 3320.00m at Lower Right, Lower Left, Upper Left, Upper Right and crown is observed.*
23	*3341.65m*	*1.86MPa*	*Cavity formation occurred.*
24	*3345.00m*	*1.95MPa*	*Major cavity formation occurred.*
25	*3381.00m*	*2.10MPa*	*Major cavity formation occurred.*
26	*3394.00m*	*3.24MPa*	*Deformation is observed at crown level.*
27	*3405.65m*	*3.10MPa*	*Deformation is observed at crown level.*
28	*3418.15m*	*2.56MPa*	*Deformation is observed at crown level.*
29	*3500.00m*	*2.25MPa*	*Cavity formation occurred due to highly folded Phyllite.*
30	*3533.00m*	*7.35MPa*	*Pull length increased from 1.5m to 2.5m but strength of rock along the parallel of bedding is 1.80 MPa.*
31	*3550.00m*	*4.50MPa*	*Pull length increased from 1.5m to 2.5m.*
32	*3585.00m*	*7.25MPa*	*Pull length is increased to 2.5m.*
33	*3615.00m*	*19.95MPa*	*Pull length is increased up to 2.75m progress increased from 40m to 60m in a month and no squeezing phenomenon is observed but strength along the parallel to bedding is 2.85 MPa.*
34	*3620.00m*	*23.43MPa*	*Pull length up to 2.75m to 3.00m construction of Niche is done in class-III support system, but strength of rock along the parallel to bedding is 3.80MPa.*
35	*3700.00m*	*21.25MPa*	*Pull length increased up to 3.00m, but the rock strength parallel to bedding is 3.75MPa.*
36	*3760.00m*	*24.15MPa*	*Pull length increased up to 3.00m.*
37	*3888.00m -4115.0m*	*20.00-23.43MPa*	*Pull length taken up to 3.00m.*

4. STRESSES AND ROCK LOAD IN HEAD RACE TUNNEL.

As the rock mass has undergone a complicated history of loading due to which, the in-situ stresses in rockmass becomes its integral characteristics. It is found that the rock at depth is subjected to stresses resulting from the weight of the overlying strata, from locked in stresses of tectonic origin and strain energy in the form of in-situ stress. The vertical stress below the surface is given by following equation.

$$\sigma v = \gamma \acute{z}$$

$$\sigma v = 0.027\acute{z} \qquad \text{(After Hoek and Brown 1978)}$$

Where σv is the vertical stress
γ is the unit weight of the overlying rock and
$\acute{z}$ is the depth below surface in (m).

The ratio of horizontal to vertical stress for different deformation moduli of rockmass can be calculated base on curves proposed by Brown and Hoek (1978), Herget (1988). The sudden cracks in the rockmass and the rock fall during excavation from the crown portion of HRT causes due to these stress release, but it was observed that if the strength of rock mass is more than the in-situ stresses in tunnel, then tunnel and face remains stable.

In HRT Face-III after testing of numerous rock samples in different chainages and calculating in-situ stresses from different levels of strain/ closure in the SPL of HRT and correlating the values from the curve proposed by (Hoek, 2001), it was estimated the range of in-situ stress is in between **10.31MPa** to **20.56MPa** (105.16Kgf/cm² to 209.71Kgf/cm²) and average in-situ stress is found to be **14.64MPa** (149.33Kgf/cm²) in distress zones of HRT (Table: 3), the value of in-situ stress is estimated corresponding to the convergence reading and amount of squeezing in the distress zone location with due consideration of rockmass strength and its (UCS) value as proposed by (Hoek, 2001).

It was found that once the rockmass strength falls below 20% of the in-situ stress level i.e, **2.93MPa** (29.89Kgf/cm²) or below the range **2.06 MPa** (21.01Kgf/cm²) to **4.11MPa (N/mm²)** (41.92Kgf/cm²) the deformations in the rockmass increases subsequently unless these deformations are controlled by forepoling or by pre-grouting, the face collapse,

IJSER © 2014
http://www.ijser.org

NEEPCO New Delhi North Eastern Electric Power Corporation

cavity formation and squeezing phenomenon are experienced in HRT.

The components of in-situ stress act both horizontally and vertically, which may be estimated in HRT by observing the steel rib deformation patterns in different directions in squeezing zones, the horizontal stress is estimated to be more than its vertical stress, Hast (1958) found that horizontal stresses often exceeds by 1.3 to 1.5 times the vertical stresses. Hence, the loads on the tunnel support system are usually erratic and non uniform due to different directions of in-situ stresses. The average direction of maximum horizontal stress in this region of Himalaya is found to be in the North Eastern quadrant. These stresses in the rockmass around periphery of tunnel may not develop immediately after excavation but may take a time period after excavation to develop, due to adjustments and displacements in the rock mass. It is also interesting to find out some of the facts how a rockmass surrounding a tunnel deforms and how the support system acts to control this deformation.

TABLE: 3: Calculation of In-Situ Stress in HRT-Face-III in major distress zone with different levels of strain as per curve proposed by (Hoek and Marinos, 2000):

HRT Face-III, Chainage (m)	Rock Mass Strength (UCS) in MPa (Qcmass)	Tunnel Deformation at SPL of HRT Face-III in (m) (Ua)	Radius of Tunnel in (m) (R)	% Strain ε= (Ua/R) x 100	(Value w.r.t % Strain from the curve) Rock Mass Strength (Qcmass) / In-Situ stress (Po)	In-Situ stress = Qcmass/ (Qcmass/Po) in MPa (Po)
2472.47	2.15	0.165	3.65	4.52	0.16	13.44
2475.72	2.45	0.150	3.65	4.11	0.17	14.41
2486.22	1.85	0.480	3.65	13.15	0.09	20.56
2490.22	1.85	0.283	3.65	7.75	0.12	15.42
2500.97	1.25	0.450	3.65	12.33	0.08	15.63
2555.47	1.75	0.280	3.65	7.67	0.13	13.46
2560.47	1.95	0.230	3.65	6.30	0.14	13.93
2565.47	1.75	0.250	3.65	6.85	0.12	14.58
2569.72	1.65	0.150	3.65	4.11	0.16	10.31

From the above (Table-3) the maximum in-situ stress in HRT is estimated with different levels of strain as proposed by (Hoek and Marinos, 2000) (Fig: 3) is found to be **20.56MPa** (209.71Kgf/cm²) (Approx. 210.00 Kilogram per square centimeter) in HRT Face-III with about 800m-1000m overburden.

It is a known fact that the state of rock in tunnel before the excavation remains in equilibrium in a gravity field. The process of tunneling evokes new equilibrium conditions which will change during the various stages of tunneling and construction of supports until a final equilibrium is reached.

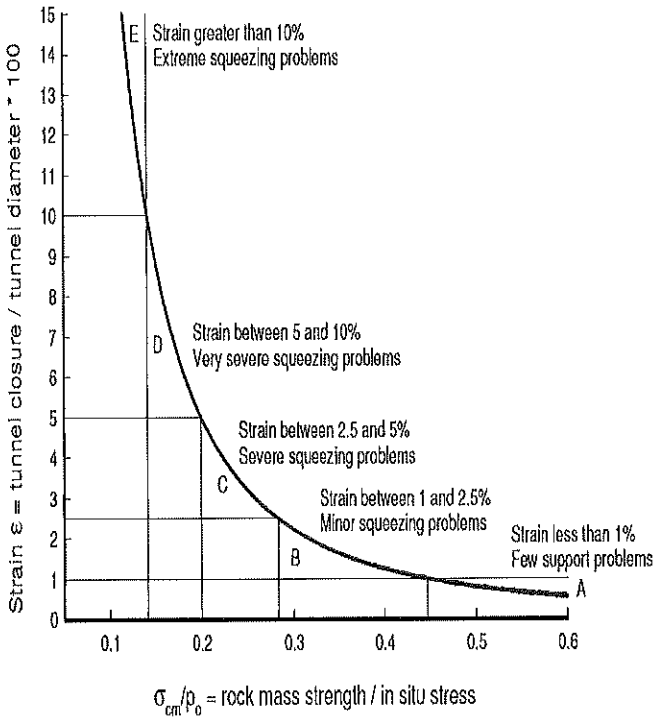

Fig: 3 Relationship between tunnel strain and ratio of rock mass strength to in situ stress (Proposed by Dr. Evert Hoek and Marinos, 2000)

TABLE: 4: Some of the findings of Horizontal and vertical in-situ stress in various projects in Himalaya (India) as reported by Central Soil and Material Research Station (CSMRS), New Delhi are given below:

Sl. No.	Name of Project/ Location	Max. Horizontal stress	Max. Vertical Stress	Remarks
1	Tehri Dam project (Uttaranchal, India)	2.38MPa		Average in-situ stress at Dam site
2	Tala H.E Project (Bhutan)	16.22-10.01 MPa	10.66MPa	Orientation N62°E at an elevation 770m.

NEEPCO
New Delhi
North Eastern Electric Power Corporation

ISSN 2229-5518

3	*Nathpa Jhakri H.E project (H.P, India)*	*13.15MPa*	*4.36MPa*	*At power house location N30⁰ E.*
4	*Pancheswar Multi-Purpose Project (Nepal/India)*	*2.5-15.80MPa*	*4.1-5.5MPa*	*At depth 223m*
5	*Punatsangchu –II H.E Project II, Bhutan*	*6.52MPa*	*4.64MPa*	*At desilting chambers.*
6	*Tawang H.E Project Stage-I, Arunachal Pradesh*	*11.62-7.42MPa*	*4.92MPa*	*Orientation N63⁰E*

The 600 MW Tawang H.E project Stage-I on river Tawang Chu having HRT length of 14.00 Km in east Kameng district of Arunachal pradesh, where (CSMRS) recently conducted number of tests to find out the in-situ stress by hydraulic fracturing tests and the horizontal Stress is found to be 7.42MPa to 11.62MPa and Vertical Stress is around 4.92MPa, the direction of horizontal stress is N63⁰E.

The strain in the rockmass is calculated by MPBX (Multi-Point Borehole Extensometers) and its reading clearly shows the rock movements in HRT Face-III (Fig:4) and same is recorded by 0.5m, 1.50m and 3.00m length anchors in the rockmass. The convergence readings are also taken by plastic survey reflectors of the Geodata Bireflex type. It was found that the average time taken to stabilization the rockmass is around 6 to 7 months after the excavation for HRT Face-III & VI. In rocks where the loads and deformations do not attain stable values, it is recommended that the lining work should not be taken up for safety measures. If the final lining is installed after the tunnel has been stabilized by initial support, the final lining will undergo very little additional loadings.

Thus the element of time plays a very important part in determining the final deformation and the loads coming on to the support systems. The more the time elapses, before the supports are installed, the more the deformation and lesser the stresses in the support system but no direct correlation between the reduction in stresses in the support system and the deformation of the tunnel is worked out. It was understood that the rock mass squeezes in the tunnel and the phenomena is time dependent and depend on the degree of stresses and rock strength.

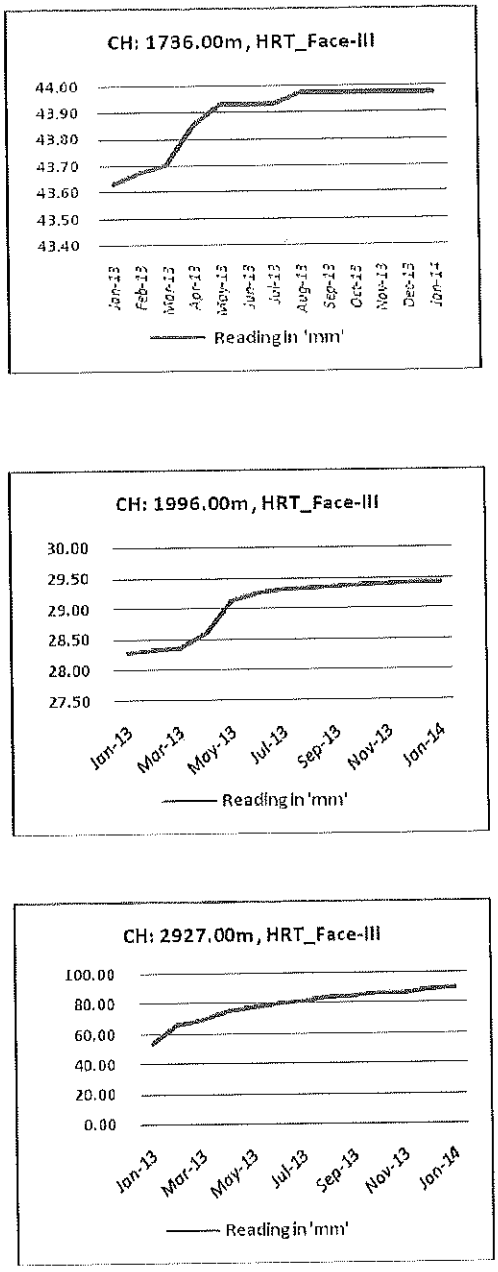

Fig:4: HRT Clouser of Face-III at various changes 1736.00m, 1996.00m and 2927.00mm (MPBX reading)

The photographs (1 & 2) shown below is the face rock condition of HRT face-III where the deformation in the steel ribs occurred after fixing the support system due to very high active stresses in rockmass and the compressive strength of rockmass was found to be below 7.00MPa (71.40Kgf/cm²). The rockmass shows very complicated joint patterns and bedding plane.

New Delhi
North Eastern Electric Power Corporation

Photo: 1 Anticline in HRT ch: 2922.85m Face-III

Photo: 2 Shear zone in HRT ch: 3275.15mFace-III

The rock classes generally encountered in HRT Face-III from Ch: 2200.00m to Ch: 3550.00m is of squeezing in nature due to highly presence of carbonaceous rockmass and coaly layers with highly fractured and jointed rockmass. At some places the crown as well as the side walls were converged by mechanisms of stress induced. It was observed in HRT Face-III and VI that the stability of underground excavations, cavity formation and squeezing ground conditions depends on following factors.

- When the in-situ stress in rockmass is more than the compressive strength of the rock. (Table: 2)
- The unfavorable condition of the rock mass of weak and sheared with low uniaxial compressive strength and when foliations were parallel with the tunnel excavation.
- When the carbonaceous rockmass and clay rich formation and rockmass containing clay gouge.
- When the entire rock load fell on crown portion due to its orientation of joint patterns, leading to buckling of steel ribs sometime collapse of erected ribs (Photo: 3).
- Due to high difference in pre and post excavation stresses.
- Size and shape of the openings and the methodology of excavation such as full-face, heading and benching and multiple drifting methods.
- Nature and type of rocks and their engineering properties.
- Groutability of rock.
- Depth of overburden and rock covers over the opening, as it increases approx. @ 2.5MPa, (25.5Kgf/cm^2) per 100m rise.
- Extent of discontinuities like faults, number of joint sets, fracture planes etc.
- Frequency of joints, their orientations, joint filling materials, and permeability characteristics.
- Presence of shear zone or over stressed zone.
- Slickensided zone, thick fault gouge and weak clay and shales.
- The permeability of the rockmass around the tunnel opening.

Most failures in tunnel face are initiated at the crown portion, when the highly fractured rockmass that wants to loosen and come out, which do not possess the inherent resistive strength. This can continue until the formation of cavity in tunnel or completely collapses or until the geometry and stress conditions come to equilibrium. It was observed that the tunnel excavation causes a disturbance of the initial state of stress in the ground and creates a three-dimensional stress regime in the form of a bulb around the advancing tunnel face. The failure mechanism depends on the in-situ stress level and characteristics of the given rock mass. Such a stress regime is indicatively displayed in Figure (5).

Photo: 3 Cavity formations in HRT Face-VI

As the (Photo-3) above is of HRT Face-VI, where the rock was not sufficiently strong enough, the strength of rock (UCS) found to be below 7.00MPa, the induced stress due to rock load was more than the rock strength resulting rock failure thereby forming the cavity in the crown portion. It was observed that when tunnels is excavated in jointed rock mass at relatively shallow depth with lower overburden, the most common types of failure are those involving wedges falling from the roof or sliding out of the sidewalls of the openings. These wedges are formed by intersecting structural features, such as bedding planes and joints, which separate the rock

mass into discrete but interlocked pieces. When a free face is created by the excavation of the opening, the restraint from the surrounding rock is removed.



Fig: 5: Predicted bulb of Rock load on the steel support.

Unless steps are taken to support these loose wedges, the stability of the tunnel opening deteriorates rapidly. This failure process will continue until natural arching in the rock mass prevents further unraveling or until the opening is full of fallen material. The cavity formation in some location in HRT was due to encounter of local thick shear zones dipping towards the tunnel face. The soil/gouge materials not having any inherent strength fall down rapidly unless it is supported carefully and immediately.

Thus a higher cavity/ chimney formation along the thick shear zone are common phenomenon in HRT Face-III, unless the face is protected at crown prior to blasting. It was also observed in HRT Face-VI where the chimney formation occurred in water-charge rockmass, where seepage out of excavated rock susceptible to erosion and dissolution. The rock load acting on the tunnel varies depending upon the type and mechanical characteristics of rock mass pre-existing stresses in the rock mass, the nature and strength of rock. Thus rock at depth is subjected to stresses resulting from the weight of the overlying strata and the excavation in the rockmass causes the stress field to disrupt and a new set of stresses are induced in the rockmass surrounding the opening. Failure occurs if the strength of the rock is less than the induced stress (Photo-4).

Photos: 4: Shear failure of steel rib due to developed stresses in cut and cover portion above the flash portal & cavity formation.

The rock load is also affected by ground water conditions, which lubricate the joints in rock and cause greater load than when the material is dry and causes the cavity formation. During the excavation of tunnel, whenever it was felt that the rock loads at crown of excavated face is likely to exceeds the strength of rockmass, to prevent the further rock fall, immediately the steel canopy in the form of umbrella in the crown portion is provided. In several locations in HRT Face-III the canopy with (ISMB 200X100) is provided as preventive measures.

5. METHODOLOGY ADOPTED FOR EXCAVATION OF HRT.

In KaHEP Package –II, the total length of HRT is 06.90 km, comprise of (Face-III & IV 4.95km and Face-V & VI 1.95Km). The HRT is horseshoe shaped concrete lined has been designed to convey 140 cum design discharge. The length of total HRT from intake to surge shaft is 14.45 km with 4(four) Adits of different lengths have been constructed to facilitate and accelerate the construction activity. The tunnel excavation is carried out by drilling and blasting through full-face and heading and benching method, normally 1.5m to 2.00m meters pull is achieved in each round. The rock mass encountered during HRT face advancement mainly consists of Phyllite, Quartzite and carbonaceous materials and maximum rock is classified and comes under Class IVA /IVB category. The tunnel advancement in heading and benching method is adopted to avoid formation of cavity as well as to tackle the cavity easily if any. The heading is generally carried out for a stretch of 8.00m followed by benching of 8.00m. The heading is kept at least 4.00m in advance than benching. The steel rib of ISMB 200X100 at a spacing of 0.5m, 0.75m and 1.00m c/c is adopted for tunnel support considering the rock condition. The average progress is found to be around 40-45 m in a month. The average requirement of explosive is 0.61 Kg/m3. The construction niche is constructed at a spacing of 300 m along the left side of the tunnel and drainage system is maintained on the right side throughout the length of the tunnel. The ventilation system of 1.90m diameter is provided at SPL on right side.

The face maps are prepared after every blast and RMR value is calculated. Excavation methodology and support system are reviewed progressively during the construction. As the construction method has to deal with varying ground conditions and large deformations in the form of crown settlements, longitudinal as well as horizontal deformations. The New Austrian Tunneling Method (NATM) was also adopted in HRT Face-III about 15% of total length of tunnel was excavated by NATM, when the RMR value range from 36 to 63 with high compressive strength of rock and when the rock encountered mainly comprised of good quality Quartzite,

NEEPCO
North Eastern Electric Power Corporation
New Delhi

Schist and Phyllite with lesser joints.

6. CRITICALITIES AND REMADIAL MEASURES ADOPTED DURING CONSTRUCTION OF HRT:

6.1 Cavity formation in HRT Face-II

Progress of HRT Face-II boring was severely affected due to poor geology, on 12.01.07 a cavity of 4.0m X 5.0m X 08.0m was formed on right hand side of the crown at Ch. 422.60 m of HRT Face-II. Cavity was formed in rockmass with shear zone encountered within banded Quartzite. A small opening was formed at the extreme right side through which mud/slush with high pressure flowed into the tunnel. A mixture of soil and water flows into the tunnel like a viscous fluid. The semi-liquid slush flowed from the cavity was estimated to be 200cum to 400cum each time. Seepage water flow to the tune of 160Litre/Minute to 400Litre/Minute was also observed. The total length of the critical zone consisting of loose muck was assessed to be 7.20m distance from Ch 422.60 m. The height of loose zone was found to be extended up to 24.00m. Basic rock type encountered was mica Schist; talc Schist and Quartzite with abundance of Kaolin of Pre-Cambrian group.

The loose muck of cavity comprised of angular to medium and coarse quartz and kaolin clay of equal proportion. In order to arrest the loosefall face plugging is done by muck and steel canopy was provided at the crown and the face is restored by providing of 83nos. of 100mm dia., forepole tubes, injecting 9.5mt PU (polyurethane) chemicals, erecting box girder, carrying out 9954bags of Micro fine cement grout. Total 7 month was required to tackle the problem of HRT Face-II. On 29.12.07 blowout at Ch. 616.68m occurred with coming down of huge water and rock fragments/debris and filled up to a HRT length of 220m.

Seepage of around 6500Liters/Minute was observed in HRT. The rockmass were comprised of complexly folded in the form of major anticlines and synclines with major fold, vertically faulted and sheared (GSI Report, 2008). Blow out occurred due to heavy accumulation of ground water in the syncline fold closures. The built up pressure and in-situ stress due to gradual rise of tunnel cover triggered the blow out and the debris flow out comprised of Quartzitic materials with infilling clay. The remedial measures encompass use of 80mm to 100mm dia. M.S perforated pipe forepoles grouted with Micro fine cement, Ordinary Portland Cement (OPC) and PU (Polyurethane) grout, the entire restoration work was completed in 9 months. Again on 27-07-2010 another blowout occurred at Ch: 1337.00m in HRT Face-II, the basic rock types encountered were thinly bedded quartzite, Mica Schist, Talk and Graphite Schist belonging to Bomdila Group.

The rock was thinly fractured and folded with variation of rock within a metre even. The rockmass infillings of talk/sericite/clay within the foliation joint associated with heavy seepage created most of the tunnel problems and the face was restored with similar methodology adopted for tackling the previous problems i.e., 80mm dia. and 12.0m long perforated pipe forepole grouted with OPC/ micro-fine cement and Polyurethane material. The entire restoration work was completed in 5 months.

Photo: 5: Cavity /blowout ch: 422.6m in HRT Face-II



Photo:6: Cavity /blowout ch: 616.68m in HRT Face-II

6.2 Squeezing effect and Cavity formation and in Face-III.

In some stretches the presence of very weak rockmass along with high rock cover (Approx. 800m- 1000m) led to squeezing problems. It has long been understood that the ground, if allows to deform slightly is capable of contributing to its own support but in case of unfavorable condition of the rock masses which were weak , sheared and foliated and the in-situ stress is more than the strength of rock the deformation is much severe. In HRT Face-III, frequent collapses with heavy over-breaks and chimney formations of 3.00m to 9.00m depth were experienced during tunneling due to highly jointed and sheared phyllite and carbonaceous rock conditions. Minor cavities are also frequently encountered in tunneling because of presence clay strata and water along the

North Eastern Electric Power Corporation New Delhi

shear zone details given in (Table: 2).

It was observed that the ground with low frictional strength the rate of squeeze depends on degree of overstress. At several places in HRT Face-III, the rock shows gradual squeezing tendency or deformations generally over period of about one month after excavation. This is manifested by development of cracks in the lagging and buckling of steel ribs and disjointing of concrete slabs with steel ribs (Photo-8).The squeezing mainly occurred when the rockmass consists of shiny carbonaceous materials with very low compressive strength of below 2.00Mpa (Photo-7). The rock mass encountered in squeezing area was weak in nature and the uniaxial compressive strength was significantly low and presences of no definite join patterns were observed. After the excavation immediately the steel support system were fixed and backfilled is done with M20 concrete but after 20 to 30 days the deformation in the rib was observed due to high stresses in the rock mass.

Photo: 7 Squeezing in crown portion in HRT Face-III

Photo: 8 Squeezing Rock strata in HRT Face-III

After excavation the local stress regime changes in ground condition, the rockmass around the opening loses its inherent strength under the influence of the stresses. The stress increases due overburden rock load, in most of the squeezing rock formation the compressive strength of rockmass is found to be below 7.00MPa. It was observed that the load in the rock mass is transferred by internal shear zones to adjacent ground until an equilibrium condition is reached. If the ground is weak and the overburden load is too great, the tunnel may close by deforming the support system. Thus, if final equilibrium is reached before support system is provided in the tunnel, the support may not receive loads from the medium at all. In HRT Face-III, apart from weak ground conditions number of shear zones have been encountered and negotiated during tunneling, where also the squeezing phenomenon is predominant. Apart from in-situ stresses the squeezing may also due to result of pore pressure and swelling of clay minerals. Presence of some clay minerals such as Kaolin and Montmorillonite, which have the tendency of squeezing as well as swelling, exerts pressure on the support system; the rockmass Schist that encountered in HRT Face-III contains mainly the clay minerals. According to Mohr's theory, the squeezing conditions were also predicted under rock cover more than 300m and rock burst conditions were met where overburden is more than 1000m.

It was experienced that the in-situ stresses are influenced by the depth below the ground surface, the maximum squeezing occurred in HRT Face-III, where the range of overburden is 800m – 1000m. Therefore, it is recognized that the depth of tunnel or the overburden of carbonaceous rocks are important parameter and probable cause of squeezing phenomenon in the HRT. The effects of tunnel depth or the overburden on support pressure and closure in tunnel have been studied for HRT Face-III, which are summarized below.

- The tunnel depth has a significant effect on support pressure and tunnel closure in squeezing ground conditions of carbonaceous rock.
- The depth effect on support pressure increases with deterioration in rock mass quality probably because the confinement decreases and the degree of freedom for the movement of rock blocks increases.
- The fact would be of help to take decisions on realigning a tunnel through a better tunneling media or a lesser depth or both in order to reduce the anticipated support pressure and closure in tunnels.

The thickness of shear zones encountered in HRT Face-III, varied from few centimeters to a meter. The formation of cavity as well as squeezing effect are frequent in these shear zones. Therefore the asking rate of HRT excavation went up due to very poor ground conditions. The rock support system being provided in HRT Face-III has been reviewed due to unsatisfactory rate of progress. To tackle the problem of squeezing in HRT, modifications in the tunnel section have been incorporated by increasing tunnel diameter from 7.3m to 7.6m from Ch: 3118.15m (March'2013).

North Eastern Electric Power Corporation New Delhi

The following (Photograph-9) show the condition of rockmass before fixing of support system and the squeezing effect on support system were seen after laps of time period. The anticline and syncline in the rockmass indicates the presence of stresses and the significant signs of squeezing in the form of deformation in ribs are observed in the SPL.



Photo: 9: The rock condition of face and the squeezing takes place the rock seems to experience high stress.

The pattern of deformation indicates that the induced stresses around the tunnel acts directly on the tunnel steel support system through the encountered shear zones comprising of thick clay-filled fault gouges, weak clay shales and flowing ground conditions. Where the interlocking of blocks are missing, the joint strength, the rock strength is lost and the rockmass is enable to counteract the in-situ stress due to its orientation of joint patterns.

The encounter of such fractured shear zones during excavation results the cavity formation and subsequently squeezing phenomenon in course of time. Some of the reasons for the cavity formation in the squeezing zones of HRT Face-III are analyzed and are given below:

- The fractured rockmass filled with crushed rock and clay particles with seepage, when excavated the circular and curvilinear fracture plane in the crown portion susceptible to fall and forms cavity.
- Foliation joints dipping at an angle of 10-15 deg towards face of tunnel and forming low dip planes in the crown.
- Very low compressive strength of rockmass and in most of the cases the rock strength is found to be below 2.00 MPa.
- Smooth undulated and clay coated joint surface with low cohesion and foliation planes separating out from each other causing loosening in rock mass.
- Micaceous nature of sheared quartzite having clayey nature which swells with water and also creates pressure on the support system.
- Presence of crushed and sheared materials along the shear zones.

To tackle Cavity problems, following remedial measures were adopted in HRT:

- To allow all loose materials to fall-off completely in case of minor cavity or to plug the face with muck than concrete filling is done.
- Channelizes the excessive seepage water if any by drilling holes and inserting pipes.
- In soft rock strata to prevent loosefall umbrella roofing or canopy is provided by using channel sections or with ½ ISMB 200X100 forepoling in the crown portion.
- Concrete is filled-up in the gaps created by cavities after face plugging.
- Backfill and consolidation cement grouting in the cavity portions and area ahead of cavity to consolidate weak strata.
- Pre-support using various techniques, such as spiles and forepoling with steel bars, soil nails, soil doweling typically are installed through and ahead of the tunnel face.
- Systematic doweling in top heading considering joint spacing.

Photo:10 The face condition where the dry crushed sheared material suddenly comes out exerting high pressure in rib support. Ch: 1385.0m, HRT Face-III.

In an inhomogeneous rockmass, the process of failure is initiated by its weakest link the zone of loose soil and weak rock, crack, bedding plane, soft seam, etc. Further, the failure in an inhomogeneous rockmass is progressive, whereas in homogeneous rockmass failure is abrupt. Hence the advantage of inhomogeneous materials is that it gives an advance warning of the failure process starting slowly from the weakest zone. The thin rock layers may buckle under high in-situ stresses first and then they may rupture progressively by violent brittle failure. Experience from tunneling has

NEEPCO
North Eastern Electric Power Corporation
New Delhi

International Journal of Scientific & Engineering Research, Volume 5, Issue 9, September-2014
ISSN 2229-5518

shown that cavity and squeezing ground conditions are generally encountered where the peak angle of internal friction is less than 30. Moreover rocks have pre-existing planes of weakness like joints and bedding planes etc. as such failure occurs mostly along these planes of weaknesses. The fact is clear that in squeezing ground condition the stiff support system will attract high support pressure as it will restrict the tunnel closure but if flexible support system is provided after some delay it will attract much less support pressure thereby more tunnel stability.

6.3 Ingress of water at HRT Face-VI

The rock types encountered during excavation of HRT Face-VI are mainly alternate bend of gray sandstone, laminated carbonaceous shale, carbonaceous siltstone and thin layers of coal seam of 'Gondowana Supergroup. The rocks were found to be highly folded, fractured and sheared in nature, the fractures and closely spaced joint planes are filled with crushed rocks, rock powders, clay particles and secondary carbonaceous infillings.



Photo: 11: The seepage water comes out at high pressure.

The highly folded rock strata encourage water entrapment and subsequent release on boring. Total length of HRT face-VI is 1684.00m and heavy seepage of underground water was encountered along with very poor geology from Ch. 331m to Ch. 343m, Ch. 532.00m to Ch.595.00 m, and from Ch. 750.75 to 781.15 m. The heavy ingress of water was first encountered on 17th Feb'2007 at Ch: 333.0m. The rate of seepage recorded in this stretches of tunnel varied from 6500 to 9000 liters/min. The progress during the year 2007-'08 was only 360 m due to the criticalities encountered. The tunnel alignment had also passed through three major shear zones, leading to collapse of face, formation of huge cavity and flow of loose muck/sludge accompanied by heavy seepage water from the face of HRT.

The seepage out of excavated rock susceptible to erosion and dissolution and resulted the collapse of the opening. The first major shear zone encountered at Ch 743.75 m in July'2008, second at Ch 784.00 m Aug'08 and the third at Ch 958.00 m in September'2009. Hence total time required to overcome these criticalities was about 13 months.

In order to stabilize the rockmass and to divert the excessive seepage water, extensive cement and admixtures grouting was carried out. The Colloidal silica grouting was also carried out for rock improvement and reducing seepage water. Finally Polyurethane (Sodium silicate or Polyurethane) (PU) grouting about 10mt was carried out and Polyurethane grouting was needed to divert seepage water from the HRT at two locations, one at Ch 784.00 m and another at Ch 958.00 m, for further face advancement of tunnel. Work suffered badly during the period and Tunneling was suspended for many months in these stretches. In order to drain out the seepage water from tunnel dewatering system was strengthened by installing additional pipe lines and pump sets.

Photo: 12: PU (polyurethane) *Grout, HRT Face-VI.*

The PU Grouting was done under high pressure in HRT Face-VI, by drilling 45 mm dia, 5.00 m long holes all along the HRT periphery and in the face keeping an overlap of 2.00 m. The grout pressure up to (60 bar) was used to inject the PU grout into the fractured rockmass, which reacts chemically with seepage water. The PU grout stabilized, strengthen and seal the rockmass by diverting the huge seepage water from the tunnel face to adjoining area. The face condition was improved by injecting PU grout and further tunneling was possible in HRT Face-VI.

7. CONCLUSIONS

In Kameng H.E Project the HRT is passing through one of the most geologically complicated and challenging terrain, where disposition of geological formations is controlled by several tectonic plans, share zones with in-situ stresses. It was found in the HRT face-II, face-III & VI of KaHEP, that when the rock strength of tunnel face goes below 20% of average in-situ stresses, which is around **2.93MPa**, (2.93N/mm²) or (29.89Kgf/cm²) the chances of loosefall and cavity formation is much more and the occurrence of squeezing phenomenon is

predominant, thereby threatening the stability of tunnel. It was also observed that if the compressive strength of rock is more than **20.56MPa**, (20.56N/mm²) or (209.71Kgf/cm²) the problem of cavity formation and loosefall rarely encountered and tunnel is found to be stable, provided restriction of free movement of rockmass in their join pattern. The pattern of joints, folding and seepage water of rockmass have great impact on stability of rockmass in tunnel face. It was also found during the compressive strength test of HRT rock samples, that when the force is applied to the rockmass parallel to its bedding plane the strength of rock found to be around 20% strength, then when the force is applied perpendicular to its bedding plane. Therefore for the same rock type the tunnel stability depends on the orientation of the bedding plane and its capacity to counteract the in-situ stresses by virtue of its strength. The fact is clear that in squeezing ground condition that the stiff support system will attract high support pressure as it will restrict the tunnel closure but if flexible support system is provided after some delay it will attract much less support pressure thereby more tunnel stability.

In Kameng H.E project the magnitude of HRT mishaps and criticalities could not be predicated during DPR stage due to limited geo-technical investigation data. The experience of Kameng H.E project covering different engineering and geological issues may be taken as an eye opener for hydro structures being planned in geo-technically sensitive lesser Himalayan region. The tough and challenging task of tunneling through poor geology by evolving strategies involving engineering skills and innovative ideas were the key to successful tunneling. The criticalities and remedial measures adopted here shall be of great use during tunneling in similar conditions in other projects in India.

Thus the tunneling through the Himalayan rock formations is a very difficult task but the unforeseen problems are unavoidable in any under-ground excavation. If not properly handled, these problems can lead to serious consequences and failure of the projects. Apart from the safety implications, substantial economic cost is also associated in the form of delay caused in the project. Proper geological investigations with vigilant monitoring, testing and proper engineering supervisions are required during tunnel excavation. Also, as far as possible timely remedial action plan should be made in advance keeping all previous shortcoming and observations in mind. This will be helpful in saving time and cost with more safety during the execution to tunneling project.

• *Author name is **Md. Hadi Alam (B.E) (Civil), (M.E) (Geotechnical)** currently currently working as Dy. Manager (Civil) /Tunnel Engineer (HRT) and Mr. M.K.Sharma E.D (Hydro) in North Eastern electric Power Corporation Ltd.India.*

E-mail: hadi.alam29@gmail.com.

Acknowledgement: Author thanks Mr. Sanjib Dhar (EIC/DGM(C), Mr. B.Deb Sr.M(C), Mr.Jayanta Hazarika Dy.M (C)/Dam, All site Engineers of NEEPCO and Mr.S.Prakash, Geologist M/S PEL /laboratory staff of M/S PEL for their kind co-operation. Authors Special thanks to Mrs.Serene Habiba Robbani, Md.Tanbir Alam, Md. Wazir Alam, Miss Nabeeha Hadi and Zidan Hadi for there help and constant support.

REFERENCES

1. *Hasan Abdullah (CSMRS, India) (2013) "Laboratory Assessment of Rock".*
2. *Rajbal Singh (CSMRS, India) (2013) "Shear Strength and Deformability Characteristic of Rock Mass".*
3. *Hari Dev (CSMRS, India) (2013) "Importance of In-Situ Stresses for Design of Underground Structures in Rock Mass".*
4. *V.M Sharma (2013) "Modeling the Element of Time in Rock-Support Interaction Analysis".*
5. *R. K. Goel (CMRI, India) (2004) "Experiences of Tunneling in fragile Himalayan Rocks".*
6. *Arid Palmstrom, Rajbal Singh (2001) "The deformation modulus of Rock Masses".*
7. *E. Broch (1982), Department of Geology, The Norwegian Institute of Technology "Estimation of strength Anisotropy using the Point-Load Test".*
8. *Bhawani Singh and Rajnish K. Goel " Strength enhancement of Rock mass in tunnel (Page-122), Tunneling in weak Rocks"*
9. *Bhawani Singh and Rajnish K. Goel " Tunneling hazards" (Page-308), Tunneling in weak Rocks"*
10. *L.Yang and R.L Sterling "Back Analysis of rock tunnel using boundary element method".*
11. *Gabriel Fernandez "Behavior of pressure tunnels and guidelines for liner design".*
12. *T. W. Hulme, A.J. Burchell "Bored tunnel for Singapore Metro".*

International Journal of Scientific & Engineering Research, Volume 5, Issue 9, September-2014
ISSN 2229-5518

13. *Edwin T. Brown, John W. Bray, Branko Ladanyi & Evert Hoek "Ground response curves for rock tunnel".*
14. *Akira kitamura & Yuzo Takeuchi "Seikan Tunnel".*
15. *C.Stella, G.Ceppi & E.D Appolonia "Temporary tunnel support using Jet-Grouted cylinders".*
16. *N. Phienwej, P.K. Thakur & E.J Cording "Time- Dependent response of tunnels considering creep effect".*

IJSER © 2014
http://www.ijser.org

APPENDIX-2.

HEAVY INGRESS OF UNDERGROUND WATER IN FACE-VI

A REPORT ON HEAVY SEEPAGE OF WATER AT HRT FACE VI OF KAMENG H.E. PROJECT

DATED: - KHUPI THE 11th NOV'2007.

Total length of HRT Face-VI = 2404.00 m (from Rd. 9695.99 m to Rd 12100.00 m).

Underground excavation of HRT Face-VI was commenced w.e.f. 07-04-06. Initially *(up to Ch.181.00 m)* the rate of seepage was not significant. However the same has been gradually increased to 4500 l.p.m. at Ch. 331.5 m. On the night of 17-02-07, the rate of seepage suddenly attained about 6500 l.p.m. (Ch. 333.00 m) while drilling probe holes. The progress of tunnel boring was disrupted for 53 days (w.e.f. 17-02-07 to 12-04-07). After taking necessary action to contain the ingress of water, as per recommendations of ***Committee of Experts*** *(Annexure-I)* , the work of tunnel boring again started w.e.f. 12-04-07. Since then the progress of work has been severely affecting due to heavy seepage of water, except a small stretch. Details of quantum of seepage encountered at Face-VI, from Ch 181.00 m till date, are given below:

PERIOD	CHAINAGE		REMARKS
	FROM	TO	
Oct'06	181 m	210 m	Heavy seepage, **about 1200 - 1500 l.p.m. (approx).**
Nov'06 to Jan'07	217 m	282.71 m	Rate of **seepage gradually increased to 1500-2000 l.p.m. (approx).**
Jan'07 to Feb'07	282.71 m	331.56 m	Rate of seepage **further increased to 4000-4500 l.p.m. (approx).**
17th Feb'07	331.56 m	333 m	Rate of **seepage suddenly increased to 6000 - 6500 l.p.m. (approx).** *Huge water jets from the drainage holes started showing and entire portion of tunnel from junction branch Face-VI inundated within 9-10 Hrs and maximum depth of accumulated water*

			at some locations of the tunnel reached 2.5 m.
18th Feb'07 to 11th Apr'07	333 m		Tunnel boring activity held up. Augmentation of dewatering system taken up. Accumulated water dewatered by 27-2-07. Director, GSI & CoE visited site on 09-3-07 and from 24th to 28th Mar'07 respectively. Recommendations of CoE implemented by 11-04-07 and tunnel boring resumed w.e.f. 12-04-07.
12th Apr'07 to 14th Apr'07	333 m	335.75 m	**Heavy seepage – 1500 – 2000 l.p.m. (approx).**
15th Apr'07 to 30th Apr'07	335.75 m	341.75 m	**Seepage gradually reduced to 800 – 1200 l.p.m. (approx).**
May'07 to 9th May'07	341.75 m	348.25 m	**Seepage is less than 1000 l.p.m. (approx).**
May'07 to Mid of Jun'07	348.25 m	412 m	**Seepage gradually increased to 1500 – 1800 l.p.m. (approx).**
Mid of Jun'07 12th Oct'07	412 m	533.75 m	**Rate of seepage further increased to 2000 – 2500 l.p.m**
13th Oct'07 till date	533.75 m	548.75 m	**Rate of seepage attained more than 5500 l.p.m. (approx) on 10-11-07.** Heavy seepage observed in the form of stream from face as well as crown portion.

A sketch showing chainagewise seepage condition of Face-VI is enclosed herewith for ready reference as **Annexure-II**

To control the seepage problem and continue with the tunnel boring activity, following steps are taken as per MoM dated 3-11-07:

2 of

1. 1.0 m length of the crown from Ch. 542.75 m kept without backfill concrete to cut off possible water paths to the face. Flow of seepage water along the roof of the tunnel m to Ch 542.75 m has been successfully cut off at this point
2. M/S PEL has yet to mobilize more pumps to strengthen the dewatering system as committed in the meeting.
3. In this portion of tunnel (i.e. Ch542.75 m to Ch 544.75 m), 5 nos of probe holes, 89 mm dia and 5 m long drilled radially.
4. Mobilization of materials and machineries are in progress to take up the grouting operation in line with the recommendations of CoE during their last visit in Mar'07.

Geology at Ch. 548.75 m:- The rock is highly fractured, jointed and about 60% to 70 % are carbonaceous shale. However the same is comparatively better along the periphery of the crown portion, which are gray sand stone & shale. Heavy loose fall from face caused self advancement by 3-4 m. Heavy flow of water, in the form of stream, are observed from two locations (one near centre above SPL and another towards LHS above SPL) besides seepage from the roof and rock joints at face.

All arrangements are being made for cement grouting along the periphery and face of tunnel section (in line with recommendations of CoE during their last visit in Mar'07). ***In view of the prevailing geological & seepage condition at face, perhaps the grouting may not be effective. However, expert opinion is solicited in this regard.***

Detail Action Taken Report at Ch 313.00 m is also enclosed as **Annexure-I** for reference.

In-Charge / DGM (C)
TDG, KPC, KaHEP
Khupi

Sr. Manager (C)
Addl-III, TDG.

REPORT OF THE EXPERTS OF THEIR VISIT TO KAMENG H.E. PROJECT, ARUNACHAL PRADESH FROM 24.03.2007 TO 28.03.2007.

FACE VI - ADIT -3

A. **OBSERVATIONS :**

1. It was reported that heavy flow of water from drill holes of Face -VI of HRT was noticed on 17.02.07 and was still continuing. It was also reported that water flow from the face was of the order of 6000 litres per minute (100 litres per second)

2. The water is flowing from different holes with varying intensity and discharge. The flow is more on left hand side (Facing the face of tunnel). The discharges as noticed on 25/03/2007 are as follow:
   (i) Maximum discharge on a hole located on LHS at about 3.5 m height from base. The length of water jet is about 6 m from the face. (It was reported that the length of jet was 8 m before few days back)
   (ii) Discharges from holes located on left hand side near the SPL and at top.
   (iii) The discharge from a hole on right hand side just above the SPL.

3. Apart from the above, seepage was observed on RHS about a distance of 70 m – 100 m from the face.

4. It was also noticed that the Face –VI of tunnel and debris lying above floor are stained due to coating of inferred red oxide.

5. It was observed that sand/debris were deposited in front of face-VI of tunnel but water seeping was clear, perhaps more clear then the river water. It appears that all wash material behind the face has already come out along with the flowing/seeping water.

6. The length of water jet coming from various holes are varying from few cm to 6 m.

B. RECOMMEMDATIONS

1. During the meeting held on 09.03.07 at Delhi certain investigations were to be carried out. These investigations are still in progress.
2. The efforts should be made to identify the source of ingress water and isolate that area by adopting suitable/appropriate method.
3. In the mean time, it is recommended that grouting may be done by drilling diverging angular holes all along the periphery of the face. The pattern of drilling and grouting should be as follows:-
   i) The first ring of holes should be 500 mm away from the face. The holes should be 5.0 m long at 500 mm centre to centre (circumference) and should be grouted.
   ii) Subsequently holes should be drilled between the existing drill holes (500 mm C/C) and their length should be about 10.0 m and should be grouted.
   iii) A second ring at 1000 mm away from the face and having 15.0 m length should be drilled. Their spacing should be between the existing holes staggered (125 mm between the existing holes) as indicated in i) and ii) above and grouted.

iv) The grouting should be done at an adequate pressure sufficient to counter the existing water pressure.

v) A pilot hole may be drilled and after ensuring the sufficient reduction inflow, the excavation may continue, if necessary fore poling may be carried out.

vi) Drainage holes be drilled appropriately at suitable distance and length.

vii) Adequate arrangement may be kept ready to pump out the excess flow.

4. If the grouting as recommended above is not successful, a concrete plug may be constructed as described hereafter:-

i) For this, a partial timber bulk head may be erected near the face (about 3 m away from the face or as practical in the circumstances) and it should be fitted with adequate number of open pipe at low level. These pipes must be fitted with a valve at the out end, which is left open. Concrete is to be placed up to pipe elevation for the full width of the bulk head wall. After this, corrugated sheets may then be placed against the rock face, irregularities behind the bulk head/ corrugated sheets being filled in with rock/stone. This will permit flow behind the bulk head to reach the discharging pipe. Depending upon the rate of flow, the main timber bulk head is to be concreted to provide a reasonable strong and impervious barrier. Once the concrete is cured, the valve is closed so that flow of water will not interfere with the work of consolidation grouting of the rock in which bulk head is located.

ii) The cement grout with 1:1 to 2:1 water cement ratio may be used to seal off the flow at least upto a distance of 5m to 10m away from the face

according to the local conditions (inflow of water). The use of higher water/cement ratios may lead to early breakdown of the grout seal and is not recommended. The permeability test and probing should be conducted before proceeding further. If the joints in the rock are less than 0.3 mm width, the micro fine cement or expansive polyurethane may be used.

iii) It is also necessary to angle the outer most diverging holes in a ring along the periphery of the tunnel. The grouting may be done in two or three rings about 0.5 m to 1 m apart and the thickness of solidify mantle should be at least about 5 m. If during probing, it is found that water flow is reduced, the number of rings may be curtailed. It may also be desirable to do extensive additional grouting to establish the integrity of the bulk head with rock face.

iv) The progress and success of the grouting programme can be checked by metering the inflow though the pipe valve. Once the water flow is under control and grout is hardened, tunnel advance can continue upto some distance behind the front injected zone with successive rounds of consolidation grouting till better rock is encountered.

5. The method adopted should be monitored and adjusted/corrected as per the site conditions.

(Dr. B.K.Mittal)
Ex.Chairman, CWC

(B.M.Hukku)
Ex SR.Dy. DG,GSI

APPENDIX-3.1 & 3.2.

ADDITIONAL TIME TAKEN FOR FINALIZATION OF CONSTRUCTION DRAWINGS ON ACCOUNT OF CHANGE IN CERTAIN DESIGN PARAMETERS

नॉर्थ ईस्टर्न इलैक्ट्रिक पावर कॉरपोरेशन लिमिटेड
भारत सरकार का उपक्रम
NORTH EASTERN ELECTRIC POWER CORPORATION LIMITED
(A Govt. Of India Enterprise)
OFFICE OF THE DEPUTY GENERAL MANAGER/ ENGINEER-IN-CHARGE
(PACKAGE-I), BICHOM DAM COMPLEX, KAMENG H. E. PROJECT, ARUNACHAL PRADESH

W-1

No.NEEPCO/KaHEP/BDC/EIC/W-1/2006-07/ Date: 30.03.07.

BICHOM DAM UNIT BDC, KaHEP, NEEPCO
Receipt No 464
Date 30.03.07

To,
M/s Patel-Unity Joint Venture,
C/o Patel Engineering Ltd.,
Patel Estate Road, Jogeswari (West)
Mumbai- 400102.
Camp: Bichom Dam Complex.

Sub: Execution of Civil Works Under Package-I of Kameng H.E.P. --- Suspension of concreting work in Dam thereof.

Ref: No. PEL/P-1/223/407 Dtd. 21.03.07.

Dear Sir(s),

In inviting a reference to the letter issued by you, as cited above, I am to record the following paras.

The Supplementary Concrete and Material Processing Plants were commissioned by you on the left bank of Dam Site due to delay in mobilisation of Main Designated Plants at your end. With the Supplementary Plants, 3,302 Cum of Dam Concreting had been done between March'06 and May'06. The said quantum of Concreting had to be poured manually in absence of specified mechanized system. Due to the limitations of the said plants, targeted quantum of Concreting associated with Stage-I River Diversion could not be completed. The Main Plants as designated in the Contract Agreement have been commissioned by you as noted below.

- Aggregate Crushing Plant (100TPH) -- 31.07.06.
- Sand Plant (50TPH) -- 26.08.06.
- Concrete Batching Plant (60Cum/Hr) -- 08.10.06.
- Ropeway (in lieu of stipulated Tower Crane) – 08.11.06.

Having commissioned the Main Plants and Equipments, you were ready for specified Dam concreting from 09.11.06.

As per Provision of the Contract Agreement, you are to obtain permission to operate Stone & Sand Quarries from the Concern Authority and the Corporation needs to assist you for the same. However, no such efforts for obtaining the permission to operate the quarries from State Government has been seen at your end so far. In this regard the earlier letter issued from this end vide L/No. NEEPCO/KaHEP/BDC/EIC/W-1/2006-07/198 Dtd. 13.06.06 may be referred to. Instead of only assisting you for the process, the Corporation has been taking up the issue with the State Government directly for the interest of the work. In absence of the required permission

Post Box. No. 7, Bomdila Mukhya Dak Ghar, Bichom, West Kameng, A.P.
Ph. No. 03782-207193/207192

Scanned by CamScanner

नॉर्थ ईस्टर्न इलैक्ट्रिक पावर कॉरपोरेशन लिमिटेड
भारत सरकार का उपक्रम
NORTH EASTERN ELECTRIC POWER CORPORATION LIMITED
(A Govt. Of India Enterprise)
OFFICE OF THE DEPUTY GENERAL MANAGER/ ENGINEER-IN-CHARGE
(PACKAGE-I), BICHOM DAM COMPLEX, KAMENG H. E. PROJECT, ARUNACHAL PRADESH

to operate the Stone Quarry (located at the hill near Adit-I of HRT near Kamlin Nallah) you have been requested to take up quarrying of boulder from the river bed within the acquired area since beginning of the work by us. In this regard, all our previous correspondences made with you may be referred to. No appropriate actions have been noticed at your end in this regard also. As such, as pointed out by you, the non availability of Stone quarry cannot be termed as attributable reason for disruption in Dam Concreting.

However, as per the records, it is agreed that delay in taking up Dam Concreting from 09.11.06 (after commissioning of the Major Plants & Equipments) is attributed to non availability of Revised Construction Drawings with reference to the necessity for lowering of the Spillway Crest and founding the Dam on the right abutment (the geology being mica schist dominant). This aspects will be dealt in accordance to the stipulated Provisions of the Contract Agreement.

You are requested to note the above aspects and to start quarrying of river bed boulders from the acquired area immediately so as to start Dam Concreting on receipt of Revised Construction Drawings.

Thanking you.

Yours faithfully,

DGM(C)/Engr. In-Charge (Pkg-I)
Bichom Dam Complex,
NEEPCO Ltd., Bichom.

Memo No: NEEPCO/KaHEP/BDC/EIC/W-1/2006-07/ 655-57 Date: 30.03.07.

Copy to:

1. The Executive Director (P-III), NEEPCO Ltd. G.N.B. Road, Dhanwa Nagar, Tezpur-784001, for kind appraisal with a copy of the letter issued by M/s Patel Engineering Ltd., as cited under reference above.
2. The Head of Project, BDC, NEEPCO Ltd., for kind information please with a copy of the letter issued by M/s Patel Engineering Ltd., as cited under reference above.
3. The Sr. Manager, BDU, BDC, KaHEP, NEEPCO Ltd. Bichom for information and necessary action please with a copy of the letter issued by M/s Patel Engineering Ltd., as cited under reference above.

30/3/07

DGM(C)/Engr.In-Charge (Pkg-I)
Bichom Dam Complex.

Post Box. No. 7, Bomdila Mukhya Dak Ghar, Bichom, West Kameng, A.P.
Ph. No. 03782-207193/207192

Scanned by CamScanner

नॉर्थ ईस्टर्न इलेक्ट्रिक पावर कारपोरेशन लिमिटेड
भारत सरकार का उपक्रम

NORTH EASTERN ELECTRIC POWER CORPORATION LIMITED

(A Govt. Of India Enterprise)
OFFICE OF THE DEPUTY GENERAL MANAGER/ ENGINEER-IN-CHARGE
(PACKAGE-I), BICHOM DAM COMPLEX, KAMENG H. E. PROJECT, ARUNACHAL PRADESH

Manager (C), Bichom Dam
416
Date 14/11/07
BDC,KaHEP NEEPCO Ltd

No. NEEPCO/KaHEP/BDC/EIC/W-1/2007-08/ Date: 14.11.07.

To,
M/s Patel-Unity Joint Venture,
C/o Patel Engineering Ltd.,
Patel Estate Road, Jogeswari (West)
Mumbai- 400102.
Camp: Bichom Dam Complex.

Sub: Execution of the works of Bichom Dam under Package-I in accordance to the Approved Construction Drawings.

Ref: 1. No.PEL/P-1/223/600 Dtd. 08.11.07.
2. No.NEEPCO/KaHEP/BDC/EIC/W-1/2007-08/ 525 Dtd. 08.11.07.

Dear Sir(s),

Reference is drawn to your letter cited under reference 1 above.

The Approved Revised Construction Drawings for Bichom Dam Excavation have been issued to you on 18.10.07. and the corresponding Revisions of the Drawings have also been issued from this end vide this office L/No. NEEPCO/KaHEP/BDC/EIC/W-1/2007-08/535 Dtd. 13.11.07. The said Construction Drawings have indicated the necessity to take up the remaining excavation of the Dam from the top levels of the abutments at both the banks. Also, dismantling of the erected Concrete Batching Plant on the right abutment and the Ropeway Foundations on both the abutments is found unavoidable as per the referred drawings. The diversion of the main Access Road existing on the right abutment from Bichom to Buragaon connecting Adit-I approach is essential for the required remaining excavation of the Dam which was well indicated in earlier Pre Revised Approved Drawings issued to you.

Since the new Construction Drawings have been issued after revising the Design Aspects of the Dam on purely Technical ground with lowered Crest Level, your contention vide the letter cited under reference 1 above need not to be reviewed further.

You are hereby requested to take up the remaining Dam Excavation work as already instructed vide this office L/No. NEEPCO/KaHEP/BDC/EIC/W-1/2007-08/ 525 Dtd. 08.11.07.

Please note that responsibility against the consequences which may arise due to delay on your part in resuming the works shall not be shared by the Corporation.

Thanking you.

Yours faithfully,

DGM(C)/Engr. In-Charge (Pkg-I)
Bichom Dam Complex,
NEEPCO Ltd., Bichom.

Contd.

Post Box. No. 7, Bomdila Mukhya Dak Ghar, Bichom, West Kameng, A.P.
Ph. No. 03782-207193/207192

Scanned by CamScanner

नॉर्थ ईस्टर्न इलैक्ट्रिक पावर कॉरपोरेशन लिमिटेड
भारत सरकार का उपक्रम
NORTH EASTERN ELECTRIC POWER CORPORATION LIMITED
(A Govt. Of India Enterprise)
OFFICE OF THE DEPUTY GENERAL MANAGER/ ENGINEER-IN-CHARGE
(PACKAGE-I), BICHOM DAM COMPLEX, KAMENG H. E. PROJECT, ARUNACHAL PRADESH

Memo No: NEEPCO/KaHEP/BDC/EIC/W-1/2007-08/ 559-561 Date: 14.11.07.

Copy to:

1. The Executive Director (P-III), Bhalukpong, A.P., for kind appraisal in enclosing the copies of the referred letter from M/s Patel Engineering Ltd.
2. The Head of Project, BDC, KaHEP, NEEPCO Ltd., for favour of information please.
3. Sr. Manager (C), BDU, BDC, KaHEP, NEEPCO Ltd. Bichom for information and necessary action please.

14/11/07

DGM(C)/Engr.In-Charge (Pkg-I)
Bichom Dam Complex

Post Box. No. 7, Bomdila Mukhya Dak Ghar, Bichom, West Kameng, A.P.
Ph. No. 03782-207193/207192

Scanned by CamScanner

APPENDIX-4.

FLOODING OF KAMENG HEP DUE TO HEAVY RAINS DURING OCT'2008

ANNEXURE - II

Report on damage caused due to heavy torrential rain at Bichom during the period 26th and 27th Oct'08.

The activities of the project at BDC came to standstill w.e.f afternoon of 26th Oct'08 due to heavy torrential rain. The rainfall recorded for the period from 9:30 AM (26.10.08) to 9:30AM (27.10.08) is 106 mm and the same was recorded to be 173 mm on 27.10.08 from 9:30 AM to 3:30 PM.

(A) Damage on the working fronts:

HRT-I

Due to this heavy rainfall major landslides had occurred at Adit-I Site and on the stretch from BDC Colony to Adit-I. The culvert over the Kamlin nallah was chocked due to flow of debris and heavy landslide near the Adit-I Portal and sudden gush of water in Kamlin Nallah took place. The site office of M/s Patel Engineering Ltd. and the electrical installations near the Adit has also been damaged considerably.

Due to the above reasons water entered into the tunnel upto a depth of 5.50 m at Adit-I Portal. The following machineries are inside the tunnel which could not be removed.

1. Rocket Boomer.
2. Shotcrete Machine(ALIVA with Roboarm)
3. Concrete Pump
4. Grouting Pump.
5. Electrical Transformer, 500 KVA.
6. Dewatering pumps.

It is fortunate that there was no casualties of workers. Some of the pictures taken for the land slides and damaged caused in HRT are enclosed.

To divert the accumulated water of Kamlin Nallah, efforts has been made to cut trenches for draining out the water to the Bichom River as the existing draining system was not enough to take the load. Meanwhile, on 29.10:08 (10:00 AM) the water level at the Portal has reduced by about 1.50 m but is still above the SPL. There has been no rain since yesterday i.e. 28.10.08.

All the excavator stationed at Dam Site have been engaged for clearing the landslides in between colony and Adit-I. It is expected that this road will be thorough by today i.e. 29.10.08.

(B) Bichom Dam:

The incessant rain that lashed the Bichom Valley in general and the Bichom Dam area in particular on 26.10.08 continued for a period of about 30(Thirty) hours. The storm which was recorded as 290 mm, caused swelling of river water level to 716.50 m at Dam site with a discharge of 1574 cumec, registering the highest flood discharge.

observed during the year. The high discharge of the river carrying boulders and floating debris, created havoc at Dam site area and caused damage to the left abutment of Bailey Bridge located at 250.00m down-stream of Dam axis resulting in development of crack in the abutment besides eroding part of the stone masonry portion of the abutment. The approach to the bridge on both the banks has also been washed out for a stretch of 3.00 to 4.00m on each bank.

Apart from the above, the heavy downpour has caused immense damage to the ongoing work of re-alignment of access road in the right bank. The extent of damage as observed are enumerated below

1) A major landslide has occurred at the junction point of main access road and new access road to Dam site.

2) A stretch of about 10.00m of retaining wall under construction by M/s Patel Engineering Ltd., as a slope protection measure has collapsed at Ch.378.00m

3) Road formation of the access road from Ch.748.00m to 878.00m leading the bailey bridge has been washed out due to heavy rain.

4) Several minor landslide occurred on the new access road between Ch.540.00m and Ch.748.00m

5) A stretch of about 170.00 m of formation from Ch.0.00 m has been partially eroded.

Apart from the above, the main access road to Dam site remained closed for vehicular traffic w.e.f 27.10.08 due to heavy landslide and rock fall at different locations. The work for clearing the landslide and rock fall on the main access road to Dam site and Adit-I has been started by M/s Patel Engineering Ltd., w.e.f. 28.10.08. However, the work is likely to suffer badly for want of POL and other inputs as the road leading to Bomdila is also closed due to washing out of one slab culvert on Sudu Nallah near Bichom complex besides numerous landslide and rock fall on Bichom-Nafra road.

The financial evaluation of the extent of damage can be worked out only when the accessibility to the work site is restored.

(C) Damaged caused in the approach road in between BDC Colony to Nafra:

The road communication between BDC Colony and Nafra got totally disrupted as a box culvert over Sudu Nallah got washed away and as a result 20 m of road formation has got wiped out (Photograph enclosed). Several major landslides have taken place in between Bichom Village to Nafra junction point. These landslides can be cleared only after construction of a temporary approach over Sudu Nallah. It is estimated that to make the road thorough upto Nafra, it will take nearly ten days time. Machineries engaged in clearing of landslides in between Adit-I to BDC Colony can be deployed

2

in the stretch in between Bichom and Nafra on completion of the clearance of the slides to Adit-I.

(D) Disruption of water supply system:

Torrential rain caused havoc in the water supply system of the colony as 12 Nos. of 80 mm pipe of the main supply line got damaged/washed away. Efforts are on to restore the supply by 29.10.08. Employees of NEEPCO as well as M/s Patel Engineering Ltd., who have been getting supply of water from the scheme have been suffering for the last 2 days due to the above reasons.

(E) Electrical Supply to Colony:

In view of the above scenario of road communication and also understanding that there is severe damage of main approach road from Nag Mandir to Bomdila, severe power cut has been imposed in the colony. Only about 6 hours of power supply in a day has been allowed for the colony. Severe power cut has been effected in the office also. As on 29.10.08 only 1050 litres of HSD is available in stock for running of DG Sets and this will cater for maximum of 6-7 days. Due to the severe power cut, communication facilities through VSAT which is the only source of contact is also getting badly affected.

(F) Shortage of Food Stuff:-

Disruption in road communication has created a panic in the local market and there is no food stuff available for purchase by the employees. This being the end of the month not much of money or stock of food stuff is available with the employees causing the situation harsh. If no help is received at the earliest situation will be grave. It is to be intimate that at present total strength of NEEPCO employees including their family members at BDC will be around 120 Nos and that of M/s Patel Engineering Ltd., is around 500Nos. Assistance for the employees of M/s Patel Engineering Ltd., also needs consideration as their present stock of food stuff will suffice only 7-8 days and stock of HSD is also not sufficient to have full fledged operation of equipment required for restoration of road communication.

In view of the above scenario, it is requested to kindly take up the matter with the District Administration/ appropriate authority for early clearance of road upto Nafra and also for supply of food stuff and diesel for survival of employees of NEEPCO as well as M/s Patel Engineering Ltd., at BDC.

As the equipment stationed inside HRT got totally submerged in the water, it is expected substantial damage might have caused. However actual extent of damage and financial involvement thereof can be assessed only after opening of the machineries. It is however expected that to construct the box culvert over Sudu Nallah alongwith other associated works and restoration of water supply to the colony there is financial involvement to the tune of 25 Lakhs approximately.

***

HCP
BDC

ANNEXURE – III

DISCHARGE STATEMENT

PROJECT: KaHEP RIVER: Tenga
MONTH: Oct'08 G & D SITE: Tenga Dam Site

Date	Time	Water Level (asl)	Discharge (Cumecs)	Av. Discharge (Cumecs)
25	7hrs	740.697	32.056	32.056
	8hrs	740.697	32.056	
	9hrs	740.697	32.056	
	10hrs	740.697	32.056	
	11hrs	740.697	32.056	
	12hrs	740.697	32.056	
	13hrs	740.697	32.056	
	14hrs	740.697	32.056	
	15hrs	740.697	32.056	
	16hrs	740.697	32.056	
26	7hrs	740.697	32.056	32.056
	8hrs	740.697	32.056	
	9hrs	740.697	32.056	
	10hrs	740.697	32.056	
	11hrs	740.697	32.056	
	12hrs	740.697	32.056	
	13hrs	740.697	32.056	
	14hrs	740.697	32.056	
	15hrs	740.697	32.056	
	16hrs	740.697	32.056	
27	7hrs	740.797	43.715	636.704
	8hrs	741.037	65.246	
	9hrs	741.187	72.267	
	10hrs	741.887	157.488	
	11hrs	742.887	294.621	
	12hrs	743.387	402.391	
	13hrs	744.137	712.674	
	14hrs	745.637	1087.320	
	15hrs	746.887	1416.729	
	16hrs	747.887	2114.588	

Maximum Water Level during the month	747.89	m
Maximum Av. Daily Discharge during the month	636.70	cumec
Absolute Maximum Discharge during the month	2114.59	cumec

NOTE: As the Gauge Station washed out at around 16:00 Hrs, Discharge measured near Bailye Bridge location at 18:00 Hrs = 3000 Cumecs (Apprx).

नॉर्थ ईस्टर्न इलेक्ट्रिक पावर कॉर्पोरेशन नई दिल्ली NEEPCO New Delhi North Eastern Electric Power Corporation

ANNEXURE - IV

DISCHARGE DATA

PROJECT : KAMENG HE PROJECT

PERIOD : 27.10.08 to 30-10-08

RIVER : BICHOM

G & D SITE : BICHOM DAM SITE

Date	Time	Discharge in cumecs
27.10.08	04:00 Hrs	176.00
	05:00 Hrs	176.05
	06:00 Hrs	177.62
	07:00 Hrs	177.62
	08:00 Hrs	177.62
	09:00 Hrs	177.62
	10:00 Hrs	212.94
	11:00 Hrs	329.62
	12:00 Hrs	**420.60**
	13:00 Hrs	**1110.54**
	14:00 Hrs	1195.76
	15:00 Hrs	1468.98
	16:00 Hrs	1491.41
	17:00 Hrs	1495.15
	18:00 Hrs	1508.31
	19:00 Hrs	1574.39
	20:00 Hrs	1553.57
	21:00 Hrs	1530.89
	22:00 Hrs	1508.31
	23:00 Hrs	1478.35
	24:00 Hrs	1416.99
28.10.08	01:00 Hrs	1292.56
	02:00 Hrs	1192.07
	03:00 Hrs	1075.19
	04:00 Hrs	973.22
	05:00 Hrs	796.22
	06:00 Hrs	643.93
	07:00 Hrs	419.01
	08:00 Hrs	395.81
	09:00 Hrs	375.56
	10:00 Hrs	358.92
	11:00 Hrs	350.55
	12:00 Hrs	341.47
	24:00 Hrs	249.00
29.10.08	08:00 Hrs	239.81
30.10.08	08:00 Hrs	198.66

North Eastern Electric Power Corporation New Delhi

RAINFALL DATA

PROJECT : KAMENG HE PROJECT

PERIOD : 27.10.08 to 30-10-08

G & D SITE : BICHOM DAM SITE

Date	Time period	Rainfall in mm	Remarks
05.10-08	09:00 Hrs to	6.60	
06.10.08	09:00 Hrs		
06.10.08	09:00 Hrs to	Nil	
25.10.08	09:00 Hrs		
25.10.08	09:00 Hrs to	39.37	
26.10.08	09:00 Hrs		
26.10.08	09:00 Hrs to	106.00	
27.10.08	09:00 Hrs		
27.10.08	09:00 Hrs to	287.20	The rainfall between 9.30 Hrs of 27.10.08 to 15.30 hrs of 27.10.08 is 173.00 mm.
28.10.08	09:00 Hrs		

The Arunachal Times

Updated: Tl
OCTOBER :

Rain devastate West Kameng

Eight presumed dead

ITANAGAR, Oct 29: Two people are confirmed dead while six are missing after heavy rain lashed West Kameng. All the casualties were reported from Rupa.

West Kameng Superintendent of Police when contacted informed that search is still on to locate the six missing persons. However, eyewitness said that six were washed away along with the vehicles they were travelling near Rupa.

Uninterrupted rain for more than 24 hours from Oct 27 resulted in massive destruction of the district. This is the second time; the district has witnessed destructive nature's fury.

Road length of approximately 100 mtrs was completely washed away at Chug near Rupa.

Many Government and private residential buildings in Rupa Township have been damaged and washed away besides disrupting essential services. Jidhingkho, Jinikkho and Doblokkho Rivers which were in full spate took heavy toll and washed away 24 houses including 2 quarters of PWD and damaged 37 houses. The fury and might of the 3 rivers combined also washed away around 100 meters of the main road connecting Bomdila and Tawang from Tezpur thus cutting it off totally from the rest of the world. It would take considerable period for its restoration.

Damage to cultivable land and standing crops have been reported from all over the district.

Damage to Micro-hydel at Dirang has also been reported.

Chief Minister Dorjee Khandu this morning made aerial survey and visited Rupa,Tenga Valley and Dirang under West Kameng to take stock of the damages caused by the 24- incessant heavy rain which stopped yesterday morning only.

Expressing grief over the loss of eight human lives and damage of properties estimated at 296.60 lacs the Chief Minister Dorjee Khandu after making an elaborate aerial survey of Rupa Sub-Division and it's adjoining areas in the district today, announced Rupees 50 lacs as an immediate relief and Rupees 1 lac each against the deceased. He also announced Rupees 10 thousand and Rupees Twenty thousand each for the partially and fully damaged houses.

Immediately, after his arrival to the state Capital, the Chief Minister convened a meeting with the Chief Secretary, Commissioner Finance and Secretary Civil Aviation and other officials to work out the modalities for maintaining supply of essential commodities and movement of stranded commuters.

Apprising the Chief Minister of the huge losses and agony of the people, MLA R.K. Khrimey and Deputy Commissioner I/C Rinchin Tashi urged for early relief and restoration measures.

MLA R.K. Khrimey clarified that the current flood situation has nothing to do with the power projects operating in West Kameng district but is purely due to natural cloud burst and also due to disturbances over Bay of Bengal. DIPRO

Adhere to high standard of construction to create durable road infrastructures: Tuki







नार्थर्न इलेक्ट्रिक पावर कॉर्पोरेशन
नई दिल्ली

E Pgbot



नार्थ ईस्टर्न इलेक्ट्रिक पावर कॉर्पोरेशन
नई दिल्ली
NEEPCO
New Delhi
North Eastern Electric Power Corporation




Inundation of Inlet Portal of Adit-I





नॉर्थ ईस्टर्न इलेक्ट्रिक पावर कॉर्पोरेशन नई दिल्ली
NEEPCO
New Delhi
North Eastern Electric Power Corporation

APPENDIX-5.

RECTIFICATION OF SQUEEZING EFFECT IN HRT

A GEOTECHNICAL REPORT ON SQUEEZING ZONE IN FACE III TDG, KaHEP, NEEPCO, TENGA, Ar. P.

In HRT Face III, the main rockmass encountered comprises of alternate sequence of Sandstone, Carbonaceous Shale/Siltstone with coaly layers of Gondwana Group and Quartzite, Phyllite, Schist, Gneiss and Slate of Precambrian. The rockmass comprising Quartzite, Gneiss and Sandstone are moderately strong and falls under fair to good category. The rockmass comprising Phyllite, Schist, Slate and carbonaceous Shale are flaky/laminated due to presence of platy minerals and falls under poor to very poor category.

The tunnel boring has been done by drilling and blasting method with 1.5 m to 2.00 m pull. In poor rockmass, the excavation has been done in heading and benching method. In some stretches, only scooping is required in lieu of drilling and blasting.

The Kameng Hydro Electric Project area is tectonically highly disturbed, forming part of the Lesser Himalayan range. The area is dissected by a number of major thrusts and faults striking E-W to SW-NE associated with Himalayan orogeny. Due to proximity of faults/thrust/shear zones to the project site, the rockmass encountered at some stretches in Face III are highly folded and crushed. The rockmass having very low UCS values along with seepage and high rock cover makes the rockmass squeezing in nature, which leads to convergence as observed in the tunnel. The convergence in the tunnel has been observed in the tunnel in the form of twisting of ISMB, displacement of the support system etc.

Such zones of loosefall/cavity/squeezing in Face III have been tabulated below

Sl. No.	Chainage in Face III	Remarks
1	72 M TO 153 M	Loosefall due to shear zone
2	1369 M TO 1409 M	Heavy loosefall, Deflection
3	1680 m to 1776 m	Truss and struts are fixed in crown portion, Squeezing
4	2435 m to 2575 m	Heavy loosefall and cavity formation, Truss and struts fixing in the crown
5	2652 m	Deformation of steel ribs
6	2683 m	Cavity formation
7	2717 m	Cavity formation, Deflection
8	2770 m	Cavity formation

R. Rajan

9	2870 m	Deformation of steel ribs
10	2895.10 m	Cavity formation
11	2914.10 m	Cavity formation, Excavation by scooping and chipping only
12	2938.60 m	Cavity formation, Squeezing
13	3002 m	Deformation of steel ribs
14	3218 m	Squeezing
15	3245.15 m	Heavy loosefall and cavity, Squeezing
16	3250 m	Deformation of steel ribs
17	3270 m	Heavy deformation of steel ribs and cavity formation
18	3289.40 m	Deformation of steel ribs, cavity formation
19	3310 m	Cavity formation, Squeezing, rib twisting
20	3335 – 3345 m	Deformation at crown, cavity
21	3381 m	Cavity formation
22	3394 m	Deformation at crown

The deformation and squeezing had been observed by placing MPBX at regular intervals. Due to squeezing, ISMB ribs had been displaced inwardly which necessitated remining at some stretches so that the minimum required diameter of HRT lining is achieved. The details of remining activities are tabulated below.

Sl. No.	Remining zones	Face III Chainages
1	Zone-1	2676.25 m to 2712.25 m
2	Zone 2	2474.00 m to 2554.80 m
3	Zone 3	2226.17 m to 2263.62 m
4	Zone 4	2263.00 m to 2712.35 m

5	Zone 5 (A)	Ch. 2842.08 m to 2832.0 m ; Ch. 2985.15 m to 3117.95 m LHS & Ch. 2807.0m to 2842.0 m; Ch. 2980.0 m to 3116.45 m RHS
6	Zone 5 (B)	Ch. 2712.75 m to 3260.25 m LHS; Ch. 2696.50 m to 3251.25 m RHS
7	Zone 5 (C)	Ch 2306.70 m to 2960.0 LHS & Ch. 2392.09 m to 2955.50 m RHS
8	Zone 6 (A)	Ch. 3266.75 m to 3364.70 m; Ch. 3364.75 m to 3374.0 m LHS & Ch. 3264.25 m to 3272.25 m RHS
9	Zone 6 (B)	Ch. 3300.0 m to 3380.75 m RHS
10	Adit II junction -Face III	Ch. 72 m to 153 m
11	Remining	Ch. 1369 m to 1409 m

R. Rajan

RAJANISH RANJAN
Sr. Manager (Geology)
KaHEP, Kimi

APPENDIX-5.A.

RE-MINING ZONE-1 (CH 2676.25 M TO 2712.25 M)

नॉर्थ ईस्टर्न इलेक्ट्रिक पावर कॉरपोरेशन लिमिटेड
भारत सरकार का उपक्रम

North Eastern Electric Power Corporation Ltd.

(A Govt. of India Enterprise)
CIN – U40101ML1976GOI001658
Office of the EIC (Pkg-II) & In-Charge (TDG)/ DGM (C)
Kameng H. E. Project (600MW): Khuppi
Arunachal Pradesh
Zone-I

L.No.: NEEPCO/KaHEP/TDG/W-06/2016-17/253-261 Date: 01/10/2016

To

M/s Patel Engineering Ltd.
Patel Estate, S. V. Road,
Jogeshwari (West),
Mumbai – 400 102
Camp: Tenga Dam site, Kameng HE Project,
West Kameng, Arunachal Pradesh.

Sub: Civil works of Tenga Dam, River Diversion, Tenga Intake and HRT from RD 4400 m to 11600 m ± 500 m on either side(i.e 2nd half of the Bichom –Tenga Portion and 1st Half of Tenga-Kimi Portion), Package-II under Kameng H.E. Project, Arunachal Pradesh, India – **Supplementary Work Order for Extra item: Re-mining of HRT Face-III from Ch. 2676m to Ch.2710m left side and Ch.2677.51m to Ch. 2695.76m Right side during the period from 23rd March 2015 to 26th May 2015.**

Ref.:- Agreement No.: NEEPCO/ED/QP/C&P/R/C/KaHEP/561 of 2004-05 dtd.17.12.2004.

Dear Sir(s),

In inviting a reference to the above, the undersigned on behalf of North Eastern Electric Power Corporation Ltd. (A Govt. of India Enterprise) is pleased to place this Supplementary Work Order for Extra item- *Re-mining of HRT Face-III from Ch. 2676m to Ch.2710m left side and Ch.2677.51m to Ch. 2695.76m Right side during the period from 23rd March 2015 to 26th May 2015*, under Package-II works as per Specifications, quantity, rates mentioned in BoQ enclosed as Annexure-I and as per terms and conditions given below:

Terms & Condition:

1. **Scope of Work:** Scope of the work of this extra item include rectification of tunnel in distress/ squeezed zone of HRT, Face-III between Chainage 2676m to Ch.2710.00m (Left side) and Ch.2677.51m to Ch. 2695.76m (Right side) by dismantling of existing support system in partial or full, breaking of encroached backfill concrete/ rock mass with/ without use of explosive materials, disposal of all excavated/ broken and loose muck in the stretch, supply, fabrication and installation of ISMB 200 x 100 steel ribs in parts and rectification of damaged ribs including use of all accessory steel materials, other consumables, transportation of materials/ machineries to site and including all equipments, machineries and labour etc. required to complete the work as per technical specification, drawing and as directed by the Engineer-In-Charge, complete in all respect.

North Eastern Electric Power Corporation Ltd.
(A Govt. of India Enterprise)
CIN – U40101ML1976GOI001658
Office of the EIC (Pkg-II) & In-Charge (TDG)/ DGM (C)
Kameng H. E. Project (600MW): Khuppi
Arunachal Pradesh

2. **Estimated Value of Work:** ₹ 80,63,139.00 (Rupees Eighty Lakhs Sixty-Three Thousan One Hundred and Thirty-Nine only).
3. **Time of Completion:** The work has already been completed which was executed during th period 23/3/2015 to 26/5/2015.
4. **Issue of Materials and Machineries:** No construction materials and machineries we issued by the Department for executing this extra item. However, explosive materials issue by the Corporation for under-ground excavation works during execution of this extra item, any, has been recovered from running RA bills of Package-II.
5. **Measurement & Payment:** Measurement of this extra item is as per the accepted joi record maintained during execution of the work. Payment shall be made as per the quanti and its corresponding unit rate mentioned in the BoQ enclosed and as per the procedure Contract Provisions of Package – II Works Agreement.
6. **Variation of Quantity:** The quantity shown against item of works in the BoQ enclosed firm and no variation in quantity would be allowed.
7. **Price Escalation:** The rate are firm & no price escalation shall be payable upon it.
8. **Security Deposit** 10% security Deposit shall be deducted for due performance of the ite which shall be released as per Clause No. 3(ii) of Part-III, GTC of Vol-I, General Terms a Conditions of Contract of the Agreement mentioned at reference above.

All other Terms & Conditions for execution of the extra work shall remain same as those the original contract provisions of Package – II Works Agreement.

M/s PEL is requested to depute authorized representative to attend this office for drawl supplementary agreement with Non-Judicial Stamp Paper of Rs 100.00 only within 3 days fr the date of issue of this work order.

Thanking you.

Encl : Annexure – I.

Yours faithfu

11.10.16

EIC (Pkg-II)/ DGM(
TDG, KaHEP, Khup

Copy To:

1. The DGM(C), O/O The Director (Technical), NEEPCO Ltd., Shillong 793003 - for k information to the Director (Technical). This has reference to the technical appro accorded vide U.O. no. 195, Dated 22/08/16.

CORPORATE OFFICE : BROOKLAND COMPOUND, LOWER NEW COLONY, SHILLONG-793003
Phone : 0364 - 2222070, 2222094 ❑ FAX : 0364-2226417
Website : www.neepco.gov.in

North Eastern Electric Power Corporation Ltd.
(A Govt. of India Enterprise)
CIN – U40101ML1976GOI001658
Office of the EIC (Pkg-II) & In-Charge (TDG)/ DGM (C)
Kameng H. E. Project (600MW): Khuppi
Arunachal Pradesh

The Executive Director – Projects (Hydro), NEEPCO Ltd, Guwahati - for kind information. This has reference to technical approval note forwarded vide U.O. no. 581, Dated 24/08/16 and COD Resolution forwarded vide U.O. no. 724-25, Dated 22/09/16.

The GM(C), O/O The Executive Director (C&P), NEEPCO Ltd, Shillong - for kind information. This has reference to his note issued under U.O. no. 971, Dtd. 09/08/16.

The GM(C), D&E, NEEPCO Ltd., Guwahati for kind information. This has reference to the technical concurrence accorded on 10-09-2015.

The Head of Project, KaHEP, Kimi - for kind information. This has reference to technical approval note forwarded vide U.O. no. 1949 Dtd. 28/08/16.

The Sr. Manager (F&A), KaHEP, NEEPCO Ltd., Kimi - for information and necessary action please.

The In-Charge, Vigilance Wing, KaHEP, NEEPCO Ltd., Kimi for information.

The file W-22.

01/10/16

EIC (Pkg-II)/ DGM(C),
TDG, KaHEP, Khuppi.

CORPORATE OFFICE : BROOKLAND COMPOUND, LOWER NEW COLONY, SHILLONG-793003
Phone : 0364 - 2222070, 2222094 ❑ FAX : 0364-2226417
Website : www.neepco.gov.in

Re-mining Zone-1 (Ch 2676.25 m to 2712.25 m)

Dt. 23/3/15. Night Shift

Ch. 2676 Page (1)

Activities	Time	Manpower	Material	Machinery	Remark	Supervisor Name	Sign
Plot from marking for chipping work	2000 – 2200	Sup-1, Wel-1, Kl-2, M/c-3	2" GI pipe length =				
			32 φ TOR steel length =	Welding machine			
			Welding rod = 1 pkg				
			N_2 = 1 NO				
			O_2 = 1 NO				
			Wooden plank = 2 nos				
			Coupling =				
Chipping by breaker for lagging removing RR no 1777 to 1778 LHS CH: 2676	2200 – 0230	Sup-1, Fo-2, Dy Help-2, M/c-2	Lagging removal 1777-1778 0.75 = 14 NOS LHS	Breakers = 2 nos, Compressors – 1 NO			
Vertical 2.3 m cutting and removing RR no 1778 LHS	0230 – 0500	Sup-1, Wel-1, Kl-2, M/c-3	ISMB 200×100 2.3 m LHS				
			Jf plate 20 mm = 2 nos				
			Tie bolt = 0.85 × 1 NO				
Concrete chipping by breaker	0500 – 0730	Sup-1, Fo-2, Dy Help-2, M/c-02		Breaker – 2 nos, Compressor – 1 NO	Concrete blocks 0.5 m3 (approx)	23/3/15	

Re-mining Zone-1 (Ch 2676.25 m to 2712.25 m)

24/5/15 N/Shift

Activity	Time	Manpower
RHS Burnus welding job Nodding Support Rib no 1980 to 2005 of 2672.25 to 2675.25	2000-0800	F/m-1 welder x 1-2 M/c-4
	2000-0800	Elect-7

Completion

Activity	Activity	Remarks	Supervisor Sign
Burnus welding Y2 15mm x 18 Rnt. of 2672.25 to 2675.25	welding Electri-1		

Completed

APPENDIX-5.B.

RE-MINING ZONE-2 (CH 2474.00 M TO 2554.80 M)

नॉर्थ ईस्टर्न इलैक्ट्रिक पावर कॉरपोरेशन लिमिटेड
भारत सरकार का उपक्रम

North Eastern Electric Power Corporation Ltd.

(A Govt. of India Enterprise)
CIN – U40101ML1976GOI001658
Office of the EIC (Pkg-II) & In-Charge (TDG)/ DGM (C)
Kameng H. E. Project (600MW): Khuppi
Arunachal Pradesh

Zone - II

No.: NEEPCO/KaHEP/TDG/W-06/2016-17/325-33

Date: 08-11-2016

To,

M/s Patel Engineering Ltd.
Patel Estate, S. V. Road,
Jogeshwari (West),
Mumbai – 400 102
Camp: Tenga Dam site, Kameng HE Project,
West Kameng, Arunachal Pradesh.

Sub: Civil works of Tenga Dam, River Diversion, Tenga Intake and HRT from RD 4400 m to 11600 m ± 500 m on either side(i.e 2nd half of the Bichom –Tenga Portion and 1st Half of Tenga-Kimi Portion), Package-II under Kameng H.E. Project, Arunachal Pradesh, India - **Supplementary Work Order for Extra item: Re-mining of HRT Face-III from Ch. 2474.22m to Ch.2545.47m left side and Ch.2477.22m to Ch. 2541.47m & Ch. 2553.97m to 2556.30m at Right side(executed during the period April'2015 to August' 2015).**

Ref.:- Agreement No.: NEEPCO/ED/QP/C&P/R/C/KaHEP/561 of 2004-05 dtd.17.12.2004.

Dear Sir(s),

In inviting a reference to the above, the undersigned on behalf of North Eastern Electric Power Corporation Ltd. (A Govt. of India Enterprise) is pleased to place this Supplementary Work Order for Extra item- *Re-mining of HRT Face-III from Ch. 2474.22m to Ch.2545.47m left side and Ch.2477.22m to Ch. 2541.47m & Ch. 2553.97m to 2556.30m at Right side(executed during the period April'2015 to August' 2015),* under Package-II works as per Specifications, quantity, rates mentioned in BoQ enclosed as Annexure-I and as per terms and conditions given below:

Terms & Condition:

1. **Scope of Work:** Scope of the work of this extra item include rectification of tunnel in distress/ squeezed zone of HRT, Face-III between Chainage 2474.22m to 2545.47m (Left side) and Ch. 2477.22m to 2541.47m & Ch. 2553.97m to 2556.30m (Right side) by dismantling of existing support system in partial or full, breaking of encroached backfill concrete/ rock mass with/ without use of explosive materials, disposal of all excavated/ broken and loose muck in the stretch, supply, fabrication and installation of ISMB 200 x 100 steel ribs in parts and rectification of damaged ribs including use of all accessory steel materials, other consumables, transportation of materials/ machineries to site and including all equipments, machineries and labour etc. required to complete the work as per technical specification, drawing and as directed by the Engineer-In-Charge, complete in all respect

North Eastern Electric Power Corporation
(A Govt. of India Enterprise)
CIN – U40101ML1976GOI001658
Office of the EIC (Pkg-II) & In Charge (TDG)/ DGM (C)
Kameng H. E. Project (600MW): Khuppi
Arunachal Pradesh

2. **Estimated Value of Work:** ₹ 2,42,93,491.00 (Rupees Two Crores Forty-Two Lakhs Three Thousand Four Hundred and Ninety-One only).
3. **Time of Completion:** The work has already been completed which was executed during period April'2015 to August' 2015.
4. **Issue of Materials and Machineries:** No construction materials and machineries were issued by the Department for executing this extra item. However, explosive materials issued by the Corporation for under-ground excavation works during execution of this extra item, if any, has been recovered from running RA bills of Package-II.
5. **Measurement & Payment:** Measurement of this extra item is as per the accepted joint record maintained during execution of the work. Payment shall be made as per the quantity and its corresponding unit rate mentioned in the BoQ enclosed and as per the procedure of Contract Provisions of Package – II Works Agreement.
6. **Variation of Quantity:** The quantity shown against item of works in the BoQ enclosed is firm and no variation in quantity would be allowed.
7. **Price Escalation:** The rate are firm & no price escalation shall be payable upon it.
8. **Security Deposit:** 10% security Deposit shall be deducted for due performance of the item, which shall be released as per Clause No. 3(ii) of Part-III, GTC of Vol-I, General Terms and Conditions of Contract of the Agreement mentioned at reference above.

All other Terms & Conditions for execution of the extra work shall remain same as those of the original contract provisions of Package – II Works Agreement.

M/s PEL is requested to depute authorized representative to attend this office for drawl of supplementary agreement with Non-Judicial Stamp Paper of Rs 100.00 only within 3 days from the date of issue of this work order.

Thanking you.

Enclo : Annexure – I.

Yours faithfully,

EIC (Pkg-II)/ DGM(C),
TDG, KaHEP, Khuppi.

Copy To:

1. The DGM(C), O/O The Director (Technical), NEEPCO Ltd., Shillong 793003 - for kind information to the Director (Technical). This has reference to the technical approval accorded vide U.O. no. 194, Dated 22/08/16.

North Eastern Electric Power Corporation Ltd.
(A Govt. of India Enterprise)
CIN – U40101ML1976GOI001658
Office of the EIC (Pkg-II) & In-Charge (TDG)/ DGM (C)
Kameng H. E. Project (600MW): Khuppi
Arunachal Pradesh

The Executive Director – Projects (Hydro), NEEPCO Ltd, Guwahati - for kind information. This has reference to technical approval note forwarded vide U.O. no. 580, Dated 24/08/16 and COD Resolution forwarded vide U.O. no. 724-25, Dated 22/09/16.

3. The GM(C), O/O The Executive Director (C&P), NEEPCO Ltd, Shillong - for kind information. This has reference to his note issued under U.O. no. 970, Dtd. 09/08/16.
4. The GM(C), D&E, NEEPCO Ltd., Guwahati for kind information. This has reference to the technical concurrence accorded vide U.O. no. 836, Dated 21/01/16.
5. The Head of Project, KaHEP, Kimi - for kind information. This has reference to technical approval note forwarded vide U.O. no. 1950, Dtd. 28/08/16.
6. The Sr. Manager (F&A), KaHEP, NEEPCO Ltd., Kimi - for information and necessary action please.
7. The In-Charge, Vigilance Wing, KaHEP, NEEPCO Ltd., Kimi for information.
8. The file W-22.

3/11/16

EIC (Pkg-II)/ DGM(C),
TDG, KaHEP, Khuppi.

CORPORATE OFFICE : BROOKLAND COMPOUND, LOWER NEW COLONY, SHILLONG-793003
Phone : 0364 - 2222070, 2222094 ❑ FAX : 0364-2226417
Website : www.neepco.gov.in

Re-mining Zone-2 (Ch 2474.00 m to 2554.80 m)

10/4/15. DAY

From	To	Activity	Man Power	Material	Machinery
8AM	4pm	P/Form making.	Wel-4, Kk-3, Mf/Cr-4	2½" mts staging pipe 6mtrs x 4 Nos.	welding machine - 1No.
		Ball valve fitting for airline and water line.	Supervisor = 1 Head of Forman	3/4" x 2Nos Ball valve 3/4" x 2Nos G.I nipple	
				welding Rod - 1 Pkt. Oxy - 1 No. DA - 1 No.	
4pm	8PM	Chipping by 2 nos. breakers Dr-2, Dr Help-2, Mf-4. LHS between 1731-1732 for lagging removing	Supervisor = 1 of Forman	R.C.C. lagging removed 1731-1732 = 10 Nos (0.96)	Breaker - 2 Nos. Compressor - 1 No.
8PM	8PM	Tour over.			

352

194

Re-mining Zone-2 (Ch 2474.00 m to 2554.80 m)

date 31/08/15 Night Shift

(15)

time from to	Activity	manpower	material	machinary	Remarks
8.00 PM 12.00 Am	Scrap Loading (Removal Vertical Rib, Sheet Steel Runner etc) & Trans -porting working pitch Scrap Yard to Store. 03 Trips.	Afmo1 Khz2 m/c2 Driver202		AMW201	
12.00 Am 2.00 Am	Mucking - (Removal Concrete + Muck) 05 Trips AMW Loading by Loader HM 2021	Afmo1, m/c2 Driver202 Loaderop/201		Loader=01 AMW=02	(HM2021)

Date 31/8/15

(T.E.L)

APPENDIX-5.D.

RE-MINING ZONE-4 (CH 2263.00 M TO 2712.35 M)

नॉर्थ ईस्टर्न इलैक्ट्रिक पावर कॉरपोरेशन लिमिटेड
भारत सरकार का उपक्रम

North Eastern Electric Power Corporation Ltd.
(A Govt. of India Enterprise)
CIN – U40101ML1976GOI001658
Office of the EIC (Pkg-II) & In-Charge (TDG)/ DGM (C)
Kameng H. E. Project (600MW): Khuppi
Arunachal Pradesh

L. No. NEEPCO/KaHEP/TDG/W-06/2016-17/343-351 Date: 08/11/2016

To,

M/s Patel Engineering Ltd.
Patel Estate, S. V. Road,
Jogeshwari (West),
Mumbai – 400 102
Camp: Tenga Dam site, Kameng HE Project,
West Kameng, Arunachal Pradesh.

Sub Civil works of Tenga Dam, River Diversion, Tenga Intake and HRT from RD 4400 m to 11600 m ± 500 m on either side(i.e 2nd half of the Bichom –Tenga Portion and 1st Half of Tenga-Kimi Portion), Package-II under Kameng H.E. Project, Arunachal Pradesh, India – **Supplementary Work Order for Extra item: Re-mining of HRT Face-III from Ch. 2264.50m to 2306.70m Left side and Ch.2264.50m to Ch. 2268.00m & Ch. 2288.45m to 2305.70m at Right side(executed during the period May-2015 to Sep' 2015).**

Ref. Agreement No. NEEPCO/ED/QP/C&P/R/C/KaHEP/561 of 2004-05 dtd.17.12.2004.

Dear Sir(s),

In inviting a reference to the above, the undersigned on behalf of North Eastern Electric Power Corporation Ltd. (A Govt. of India Enterprise) is pleased to place this Supplementary Work Order for Extra item: *Re-mining of HRT Face-III from Ch. 2264.50m to 2306.70m Left side and Ch.2264.50m to Ch. 2268.00m & Ch. 2288.45m to 2305.70m at Right side(executed during the period May-2015 to Sep' 2015),* under Package-II works as per Specifications, quantity, rates mentioned in BoQ enclosed as Annexure-I and as per terms and conditions given below:

Terms & Condition:

1 **Scope of Work:** Scope of the work of this extra item include rectification of tunnel in distress/ squeezed zone of HRT, Face-III between Chainage 2264.50m to 2306.70m Left side and Ch.2264.50m to Ch. 2268.00m & Ch. 2288.45m to 2305.70m at Right side by dismantling of existing support system in partial or full, breaking of encroached backfill concrete/ rock mass with/ without use of explosive materials, disposal of all excavated/ broken and loose muck in the stretch, supply, fabrication and installation of ISMB 200 x 100 steel ribs in parts and rectification of damaged ribs including use of all accessory steel materials, other consumables, transportation of materials/ machineries to site and including all equipments, machineries and labour etc. required to complete the work as per technical specification, drawing and as directed by the Engineer-In-Charge, complete in all respect.

North Eastern Electric Power Corporation Ltd.
(A Govt. of India Enterprise)
CIN – U40101ML1976GOI001658
Office of the EIC (Pkg-II) & In-Charge (TDG)/ DGM (C)
Kameng H. E. Project (600MW): Khuppi
Arunachal Pradesh

2. **Estimated Value of Work:** ₹ 1,06,35,873.00 (Rupees One Crore Six Lakhs Thirty-Five Thousand Eight Hundred and Seventy-Three) only.
3. **Time of Completion:** The work has already been completed which was executed during the period May-2015 to Sep' 2015.
4. **Issue of Materials and Machineries:** No construction materials and machineries were issued by the Department for executing this extra item. However, explosive materials issued by the Corporation for under-ground excavation works during execution of this extra item, if any, has been recovered from running RA bills of Package-II.
5. **Measurement & Payment:** Measurement of this extra item is as per the accepted joint record maintained during execution of the work. Payment shall be made as per the quantity and its corresponding unit rate mentioned in the BoQ enclosed and as per the procedure of Contract Provisions of Package – II Works Agreement.
6. **Variation of Quantity:** The quantity shown against item of works in the BoQ enclosed is firm and no variation in quantity would be allowed.
7. **Price Escalation:** The rate is firm & no price escalation shall be payable upon it.
8. **Security Deposit:** 10% security Deposit shall be deducted for due performance of the item which shall be released as per Clause No. 3(ii) of Part-III, GTC of Vol-I, General Terms and Conditions of Contract of the Agreement mentioned at reference above.

All other Terms & Conditions for execution of the extra work shall remain same as those of the original contract provisions of Package – II Works Agreement.

M/s PEL is requested to depute authorized representative to attend this office for drawing supplementary agreement with Non-Judicial Stamp Paper of Rs 100.00 only within 3 days from the date of issue of this work order.

Thanking you.

Yours faithfully

Sd/- Annexure – I.

31/1/16

EIC (Pkg-II)/ DGM
TDG, KaHEP, Khuppi

Copy To:
1. The DGM(C), O/O The Director (Technical), NEEPCO Ltd., Shillong 793003 - for information to the Director (Technical). This has reference to the technical approval accorded vide U.O. no. 194, Dated 22/08/16.

North Eastern Electric Power Corporation Ltd.
(A Govt. of India Enterprise)
CIN – U40101ML1976GOI001658
Office of the EIC (Pkg-II) & In-Charge (TDG)/ DGM (C)
Kameng H. E. Project (600MW): Khuppi
Arunachal Pradesh

2. The Executive Director – Projects (Hydro), NEEPCO Ltd, Guwahati - for kind informatio This has reference to technical approval note forwarded vide U.O. no. 580, Dat 24/08/16 and COD Resolution forwarded vide U.O. no. 724-25, Dated 22/09/16.
3. The GM(C), O/O The Executive Director (C&P), NEEPCO Ltd, Shillong - for ki information. This has reference to his note issued under U.O. no. 970, Dtd. 09/08/16.
4. The GM(C), D&E, NEEPCO Ltd., Guwahati for kind information. This has reference to t technical concurrence accorded vide U.O. no. 836, Dated 21/01/16.
5. The Head of Project, KaHEP, Kimi - for kind information. This has reference to techni approval note forwarded vide U.O. no. 1950, Dtd. 28/08/16.
6. The Sr. Manager (F&A), KaHEP, NEEPCO Ltd., Kimi - for information and necess action please.
7. The In-Charge, Vigilance Wing, KaHEP, NEEPCO Ltd., Kimi for information.
8. The file W-22.

8/11/16

EIC (Pkg-II)/ DGM
TDG, KaHEP, Khu

सत्यमेव जयते
एक कदम स्वच्छता की ओर

CORPORATE OFFICE : BROOKLAND COMPOUND, LOWER NEW COLONY, SHILLONG-793003
Phone : 0364 - 2222070, 2222094 ❑ FAX : 0364-2226417
Website : www.neepco.gov.in

Re-mining Zone-4 (Ch 2263.00 m to 2712.35 m)

(3)

19/5/15 DAY. Ch. 2263 →

From	To	Activity	Manpower	Material	Machinery
8AM	11.30Am	Platform making Airline Arrangement	F/m-1, Wel-1, Hh-2 M/c-4	2½" M/S pipe 6mtrs x 4 nos Clamps - 8 nos	welding machine 1no.
11.30 Am	12.30 Am	Chipping arrangement	F/m=1, Dr. 2, Dr H=02, M/c=4 Compopt=1	GI nipple 3/4" x 2nos Ball valve 3/4" x 2nos	Breaker=02 Comp=1
12.30 Am	3.30 Am	Concrete chipping by 2 nos Breaker	F/m=1, Dr 2, Dr Helper=2 M/c=4, Compopt=01	DA - 1 No Oxygen - 1 No. Welding Rod - 1 Pkt	Breaker=02 Comp=01
2.30 Am	4.30 Am	manually Bottom cleaning	F/m=01 M/c=4		
4.30 Am	8.00 Am	Concrete chipping by 2 nos Breaker for R.C.C lagging Removing Rib no. 1523-1524 Ch. 2268.00 To ch 2263.75	F/m=01, Dr 2, Dr Helper 2 M/c=4 Compopt=01	Removed R.C.C lagging 1523-1524 = 2 nos (·71)	Breaker=02 Comp=01
8.00 Am	8.00 Pm		Electrician=01		
8.00 Am	8.00 Pm		Fitter=01		

H.S. Singh (PEO)

~ 358 ~

Re-mining Zone-4 (Ch 2263.00 m to 2712.35 m)

Date 23/09/15 Night 1st Shift

Zone 4 completion

(91)

Time From	Time To	Activity	Man Power	Material	Machinery & Mn/Hr	Remarks
2:00 Am	2:00 Am	Scrap Loading & Transporting working site to Scrapyard & Store.	Fitter, Khl, M/ch Drivers			
4.00 Am	6.00 Am	Reclaimed area Levelling by L&T72	Fitter, Khl, Helper, M/ch		L&T72	
2:00 Am	2:00 Am		Bitter			
2:00 Am	2:00 Am		Electricians			

~ 359 ~

APPENDIX-5.E.

RE-MINING ZONE-5(A)

[Ch. 2842.08 m to 2832.0 m ; Ch. 2985.15 m to 3117.95 m LHS & Ch. 2807.0m to 2842.0 m;
Ch. 2980.0 m to 3116.45 m RHS]

नॉर्थ ईस्टर्न इलेक्ट्रिक पावर कॉरपोरेशन लिमिटेड
भारत सरकार का उपक्रम

North Eastern Electric Power Corporation Ltd.
(A Govt. of India Enterprise)
CIN – U40101ML1976GOI001658
Office of the EIC (Pkg-II) & In-Charge (TDG)/ DGM (C)
Kameng H. E. Project (600MW): Khuppi
Arunachal Pradesh

L. No.: NEEPCO/KaHEP/TDG/W-06/2016-17/352-60 Date: 08/11/2016

प्राप्ति सं. Receipt No. 3054 13-11-16

To,
M/s Patel Engineering Ltd.
Patel Estate, S. V. Road,
Jogeshwari (West),
Mumbai – 400 102
Camp: Tenga Dam site, Kameng HE Project,
West Kameng, Arunachal Pradesh.

Sub: Civil works of Tenga Dam, River Diversion, Tenga Intake and HRT from RD 4400 m to 11600 m ± 500 m on either side(i.e 2nd half of the Bichom –Tenga Portion and 1st Half of Tenga-Kimi Portion), Package-II under Kameng H.E. Project, Arunachal Pradesh, India – **Supplementary Work Order for Extra item: Re-mining of HRT Face-III from (Ch. 2842.08m to 2832.00m) and from (Ch. 2985.15m to 3117.95m) at left side of HRT and from (Ch.2807.00m to Ch. 2842.00m) and from (Ch. 2980.00m to 3116.45m) at Right side of HRT(Zone-VA) under Package-II of KaHEP.**

Ref.:- Agreement No.: NEEPCO/ED/QP/O&P/R/C/KaHEP/561 of 2004-05 dtd.17.12.2004.

Dear Sir(s),

In inviting a reference to the above, the undersigned on behalf of North Eastern Electric Power Corporation Ltd. (A Govt. of India Enterprise) is pleased to place this Supplementary Work Order for Extra item- *Re-mining of HRT Face-III from (Ch. 2842.08m to 2832.00m) and from (Ch 2985.15m to 3117.95m) at left side of HRT and from (Ch.2807.00m to Ch. 2842.00m) and from (Ch. 2980.00m to 3116.45m) at Right side of HRT(Zone-VA) under Package-II of KaHEP,* as per Specifications, quantity, rates mentioned in BoQ enclosed as Annexure-I and as per terms and conditions given below:

Terms & Condition:

1. **Scope of Work:** Scope of the work of this extra item include rectification of tunnel in distress/ squeezed zone of HRT, Face-III between Ch. 2842.08m to 2832.00m and Ch 2985.15m to 3117.95m Left side and Ch. 2807.00m to Ch. 2842.00m & Ch. 2980.00m to 3116.45m at Right side by dismantling of existing support system in partial or full, breaking of encroached backfill concrete/ rock mass with/ without use of explosive materials, disposal of all excavated/ broken and loose muck in the stretch, supply, fabrication and installation of ISMB 200 x 100 steel ribs in parts and rectification of damaged ribs including use of all accessory steel materials, other consumables, transportation of materials/ machineries to site and including all equipments, machineries and labour etc. required to complete the work

as per technical specification, drawing and as directed by the Engineer-In-Charge, in all respect.

2. **Estimated Value of Work:** ₹ **1,51,21,177.00** (Rupees One Crore Fifty One Lakhs Two One Thousand One Hundred and Seventy-Seven) only.
3. **Time of Completion:** The work has already been completed which was executed during the period Nov-2015 to Dec' 2015.
4. **Issue of Materials and Machineries:** No construction materials and machineries were issued by the Department for executing this extra item. However, explosive materials issued by the Corporation for under-ground excavation works during execution of this extra item, if any, has been recovered from running RA bills of Package-II.
5. **Measurement & Payment:** Measurement of this extra item is as per the accepted joint record maintained during execution of the work. Payment shall be made as per the quantity and its corresponding unit rate mentioned in the BoQ enclosed and as per the procedure of Contract Provisions of Package – II Works Agreement.
6. **Variation of Quantity:** The quantity shown against item of works in the BoQ enclosed is firm and no variation in quantity would be allowed.
7. **Price Escalation:** The rate is firm & no price escalation shall be payable upon it.
8. **Security Deposit** 10% security Deposit shall be deducted for due performance of the item, which shall be released as per Clause No. 3(ii) of Part-III, GTC of Vol-I, General Terms and Conditions of Contract of the Agreement mentioned at reference above.

All other Terms & Conditions for execution of the extra work shall remain same as those of the original contract provisions of Package – II Works Agreement.

M/s PEL is requested to depute authorized representative to attend this office for drawl of supplementary agreement with Non-Judicial Stamp Paper of Rs 100.00 only within 3 days from the date of issue of this work order.

Thanking you.

Enclo : Annexure – I.

Yours faithfully,

EIC (Pkg-II)/ DGM(C),
TDG, KaHEP, Khuppi.

Copy To:

1. The DGM(C), O/O The Director (Technical), NEEPCO Ltd., Shillong 793003 - for kind information to the Director (Technical). This has reference to the technical approval accorded vide U.O. no. 264, Dated 15/09/16.

North Eastern Electric Power Corporation Ltd.
(A Govt. of India Enterprise)
CIN – U40101ML1976GOI001658
Office of the EIC (Pkg-II) & In-Charge (TDG)/ DGM (C)
Kameng H. E. Project (600MW): Khuppi
Arunachal Pradesh

2. The Executive Director – Projects (Hydro), NEEPCO Ltd, Guwahati - for kind information. This has reference to technical approval note forwarded vide U.O. no. 730, Dated 26/09/16 and COD Resolution forwarded vide U.O. no. 724-25, Dated 22/09/16.
3. The GM(C), O/O The Executive Director (C&P), NEEPCO Ltd, Shillong - for kind information. This has reference to his note issued under U.O. no. 1164, Dtd. 08/09/16.
4. The GM(C), D&E, NEEPCO Ltd., Guwahati for kind information. This has reference to the technical concurrence accorded vide U.O. no. 540, Dated 11/08/16.
5. The Head of Project, KaHEP, Kimi - for kind information. This has reference to technical approval note forwarded vide U.O. no. 2601, Dtd. 17/10/16.
6. The Sr. Manager (F&A), KaHEP, NEEPCO Ltd., Kimi - for information and necessary action please.
7. The In-Charge, Vigilance Wing, KaHEP, NEEPCO Ltd., Kimi for information.
8. The file W-22.

8/11/16.

EIC (Pkg-II)/ DGM(C),
TDG, KaHEP, Khuppi.

भारत
एक कदम स्वच्छता की ओर

CORPORATE OFFICE : BROOKLAND COMPOUND, LOWER NEW COLONY, SHILLONG-793003
Phone : 0364 - 2222070, 2222094 ❑ FAX : 0364-2226417
Website : www.neepco.gov.in

Re-mining Zone-5(A) [Ch. 2712.75 m to 3260.25 m LHS; Ch. 2696.50 m to 3251.25 m RHS]

Date - 12/11/2015 Day Shift

(1)

From	To	Activities	Manpower	Materials	Machinery	Remarks
8.00Am	10.00Am	Ball valve fitting for Air & water pipe line (Near Loading)	Fm-1, Mc-1, KH-2, MC-4	welding Rod - 01 PKt Ball valve - 3/4" x 02 NOS Nipple - 3/4" x 04 "	W. machin-01	
10.00Am	1.00PM	Chipping materials Shifting (Drum, Hand pipe, Scaffolding pipe, wooden planks, etc)	Fm-1, KH-2, MC-4 Driver-01		AMW-01	
1.00pm	2.00pm	Chipping assessment.	Fm-1, Drill-2, DH-2, MC-4, Op-2			
2.00pm	5.00pm	Concrete chipping by 02 NOS breaker.	Fm-1, Drill-2, DH-2, MC-4, Op-2		Breaker-02 Comp-2 (4A-90) (XA-280)	0.20m3
5.00pm	6.00pm	Manually Bottom cleaning	Fm-1, MC-4			
6.00pm	8.00pm	Concrete Chipping by 02 NOS breaker for R.C.C Lagging Removing. Rib No - 2364 - 2365 Ch - 2996.70 to 2997.45	Fm-1, Drill-2, DH-2, MC-4, Op-2	R.C.C Lagging Removal - 2364 - 2365 = 05 NOS (0.71)	Breaker-02 Comp-2 (4A-90) (XA-280)	
8.00pm	8.00pm		Bitter-01			
8.00pm	8.00pm		S/C-01			
7.00pm	8.00pm	Staff Shifting	Driver-01.		AMW-01	

Re-mining Zone-5(A) [Ch. 2712.75 m to 3260.25 m LHS; Ch. 2696.50 m to 3251.25 m RHS]

Date 31/12/2015 Night Shift

(62)

Time	Activity	Manpower	Material	Machinery	Remarks
[illegible]	[illegible] from making chipping [illegible]	[illegible]	[illegible]		
[illegible]	Concrete Chipping by 2 nos. F/m2, Dr2 Breaker for R.C.C Lagging m/c by opt= Removing		Removed R.C.C Lagging 2341 – 2340 = 15 Nos (0.96)	Breaker 2 nos compressor 2 nos	[illegible]
7.00 Am	Dr A Manually Bottom cleaning F/m2, m/c				
		31/12/15			
8.00 Pm 8.00 Am		Fitter 2			
8.00 Pm 8.00 Am		Electrician 2			
8.00 – 8.00 A	Staff Shifting	[illegible]		[illegible]	

(R.E.L)

APPENDIX-5.G.

RE-MINING ZONE-5(C)

(Ch 2306.70 m to 2960.0 LHS & Ch. 2392.09 m to 2955.50 m RHS)

नॉर्थ ईस्टर्न इलैक्ट्रिक पावर कॉरपोरेशन लिमिटेड
भारत सरकार का उपक्रम
North Eastern Electric Power Corporation Ltd.
(A Govt. of India Enterprise)
CIN – U40101ML1976GOI001658
Office of the EIC (Pkg-II) & In-Charge TDG/ DGM (C)
Kameng H. E. Project (600MW):
Khuppi, West Kameng, Arunachal Pradesh.
Phone: 03782-201396, Email: tdg_kahep@rediffmail.com

No. NEEPCO/KaHEP/TDG/W-06/2017-18/44 **Date: 12/05/17**

604 15.5.17

To,

M/s Patel Engineering Ltd.
Patel Estate, S. V. Road,
Jogeshwari (West), Mumbai – 400 102.
Camp: Tenga Dam site, Kameng HE Project,
West Kameng, Arunachal Pradesh.

Sub: Civil works of Tenga Dam, River Diversion, Tenga Intake and HRT from RD 4400 m to 11600 m ± 500 m on either side(i.e 2nd half of the Bichom –Tenga Portion and 1st Half of Tenga-Kimi Portion), Package-II under Kameng H.E. Project, Arunachal Pradesh, India - **Supplementary Work Order for Extra item: Re-mining of HRT Face-III from Ch. 2306.70m to Ch.2960.00m Left side and Ch.2392.09m to Ch. 2955.50m Right side (Zone- V C) under Package-II of KaHEP.**

Ref.:- Agreement No.: NEEPCO/ED/QP/C&P/R/C/KaHEP/561 of 2004-05 dtd.17.12.2004.

Dear Sir(s),

In inviting a reference to the above, the undersigned on behalf of North Eastern Electric Power Corporation Ltd. (A Govt. of India Enterprise) is pleased to place this Supplementary Work Order for Extra item- *Re-mining of HRT Face-III from Ch. 2306.70m to Ch.2960.00m left side and Ch.2392.09m to Ch. 2955.50m Right side executed during the period from 01/09/2015 to 31/03/2016,* under Package-II works as per specifications, quantities, rates mentioned in BoQ enclosed as Annexure-I and as per terms and conditions given below:

Terms & Condition:

1. **Scope of Work**: Scope of the work of this extra item include rectification of tunnel in distress/ squeezed zone of HRT, Face-III between Chainage *2306.70m to Ch.2960.00m Left side and Ch.2392.09m to Ch. 2955.50m Right side* by dismantling of existing support system, in partial or full, breaking of encroached backfill concrete/ rock mass with/ without use of explosive materials, disposal of all excavated/ broken and loose muck in the stretch, supply, fabrication and installation of ISMB 200 x 100 steel ribs in parts and rectification of damaged ribs including use of all accessory steel materials, other consumables, transportation of materials/ machineries to site and including all equipments, machineries and labour etc. required to complete the work as per technical specifications, drawings and as directed by the Engineer-In-Charge, complete in all respect.
2. **Estimated Value of Work**: Rs. **3, 49, 80, 845.00** (Rupees Three Crore Forty Nine Lakhs Eighty Thousand Eight Hundred and Forty Five) only.

नॉर्थ ईस्टर्न इलैक्ट्रिक पावर कॉरपोरेशन लिमिटेड
भारत सरकार का उपक्रम
North Eastern Electric Power Corporation Ltd.
(A Govt. of India Enterprise)
CIN – U40101ML1976GOI001658
Office of the EIC (Pkg-II) & In-Charge TDG/ DGM (C)
Kameng H. E. Project (600MW):
Khuppi, West Kameng, Arunachal Pradesh.
Phone: 03782-201396, Email: tdg_kahep@rediffmail.com

3. **Time of Completion:** The work has already been completed which was executed during the period *01/09/2015 to 31/03/2016.*
4. **Issue of Materials and Machineries:** No construction materials and machineries were issued by the Department for executing this extra item. However, explosive materials issued by the Corporation for under-ground excavation works during execution of this extra item, if any, has been recovered from running RA bills of Package-II.
5. **Measurement & Payment:** Measurement of this extra item is as per the accepted joint record maintained during execution of the work. Payment shall be made as per the quantity and its corresponding unit rate mentioned in the BoQ enclosed and as per the procedure of Contract Provisions of Package – II Works Agreement.
6. **Variation of Quantity:** The quantity shown against item of works in the BoQ enclosed is firm and no variation in quantity would be allowed.
7. **Price Escalation:** The rate are firm & no price escalation shall be payable upon it.
8. **Security Deposit** 10% security Deposit shall be deducted for due performance of the item, which shall be released as per Clause No. 3(ii) of Part-III, GTC of Vol-I, General Terms and Conditions of Contract of the Agreement mentioned at reference above.

All other Terms & Conditions for execution of the extra work shall remain same as those of the original contract provisions of Package – II Works Agreement.

M/s PEL is requested to depute authorized representative to attend this office for drawl of supplementary agreement with Non-Judicial Stamp Paper of Rs 100.00 only within 3 days from the date of issue of this work order.

Thanking you.

Enclo: Annexure – I.

Yours faithfully,

EIC (Pkg-II)/ DGM(C),
TDG, KaHEP, Khuppi.

Memo. No. NEEPCO/KaHEP/TDG/W-06/2017-18/45-52 **Date: 12/05/17**

Copy To:

1. The GM(C), O/O the Director (Technical), NEEPCO Ltd., Shillong 793003 - for kind information to the Director (Technical). This has reference to the technical approval accorded vide U.O. no. 487, Dated 27/02/17.

नॉर्थ ईस्टर्न इलैक्ट्रिक पावर कॉरपोरेशन लिमिटेड
भारत सरकार का उपक्रम
North Eastern Electric Power Corporation Ltd.
(A Govt. of India Enterprise)
CIN – U40101ML1976GOI001658
Office of the EIC (Pkg-II) & In-Charge TDG/ DGM (C)
Kameng H. E. Project (600MW):
Khuppi, West Kameng, Arunachal Pradesh.
Phone: 03782-201396, Email: tdg_kahep@rediffmail.com

2. The Executive Director – Projects (Hydro), NEEPCO Ltd, Guwahati - for kind information This has reference to technical approval note forwarded vide U.O. no. 1313, Dated 01/03/17 and COD Resolution forwarded vide U.O. no. 724-25, Dated 22/09/16 & COD Resolution issued under File No. CS/94(COD)/(3rd Meeting 2016-17)/55 Dated 02.02.2017.
3. The GM(C), O/O The Executive Director (C&P), NEEPCO Ltd, Shillong - for kind information. This has reference to his note issued under U.O. no. 1837, Dtd. 23/12/16.
4. The GM(C), D&E, NEEPCO Ltd., Guwahati for kind information. This has reference to the technical concurrence accorded under U.O. no. 883 Dated 01/11/2016.
5. The Head of Project, KaHEP, Kimi - for kind information. This has reference to technical approval note forwarded vide U.O. no. 4673 Dtd. 11/03/17.
6. The Sr. Manager (F&A), KaHEP, NEEPCO Ltd., Kimi - for information and necessary action please.
7. The In-Charge, Vigilance Wing, KaHEP, NEEPCO Ltd., Kimi for information.
8. The file W-22.

17/05/2017

EIC (Pkg-II)/ DGM(C),
TDG, KaHEP, Khuppi.

Date 02/09/2015 Day Shift

5C shaded

2

Time From	Time To	Activity	manpower	material	machinery	Remarks
8:00 Am	12:00 Pm	Ball valve fitting For Air line & water line (New location)	F/man1, Welder1 Khazanchi04	Ball valve 3/4" x 04 Nos Nippled 3/4" x 04 Nos	W. machine01	
				welding Rod=01 Pkt	AMW=01	
12:00 Pm	8:00 Pm	chipping arrangment (chipping material scafol -ding pipe Planks Bracket. made pipe R.V.C pipe & other material chipping from Ch.2496.0 to Ch. 2845.25 m	F/man01, Welder1 Khazanchi04 Driver01			
8:00 Am	8:00 Pm		Electrician01			
8:00 Am	8:00 Pm		Fitter01			

(P.E.)

Re-mining Zone-5(C) (Ch 2306.70 m to 2960.0 LHS & Ch. 2392.09 m to 2955.50 m RHS)

Sat 22/08/16 Dayshift

28

Time From	To	Activity	Manpower	Material	Machinery	Remarks
8.00 Am	9.00 Am	B/Fill arrangement	F/man, Khalasi, Operator		T/mixer	
9.00 Am	12.00 Pm	B/Fill on RL 500 Ch 2177, 2176	F/man, Khalasi, Operator	B/Fill Concrete Cement 25 Bags	T/mixer	
12.00 Pm	1.00 Pm	B/Fill arrangement	F/man, Welder, Khalasi, Mason			
2.00 Pm	3.30 Pm	130 tons area cleaning by Rs.200 (with 1 Trips)	F/man, Operator, Helper, Operator		Rc-200 Amw, D. Machine	
3.30 Pm	4.30 Pm	Chipping arrangement	F/man, Welder, Mason, Khalasi, Operator			
4.30 Pm	8.00 Pm	Concrete chipping beyond Breaker for R.C.C Lagging Removing	F/man, Operator, Khalasi, Mason, Operator	Removed R.C.C Lagging Breaker Concrete 2174 – 2173 = 21 No (0.7t)		
8.00 Am	8.00 Pm		Fitter			
8.00 Am	8.00 Pm		Electrician			
8.00 Am	8.00 Pm	Staff shifting	Amw			

From ch: 2875.00 To 2865.21
2853.26 To 2842.00

~ 371 ~

APPENDIX-5.I.

RE-MINING ZONE-6(B)

[Ch. 3300.0 m to 3380.75 m RHS]

नॉर्थ इस्टर्न इलेक्ट्रिक पावर कॉरपोरेशन लिमिटेड
भारत सरकार का उपक्रम

North Eastern Electric Power Corporation Ltd.

(A Govt. of India Enterprise)
CIN – U40101ML1976GOI001658
Office of the EIC (Pkg-II) & In-Charge (TDG)/ GM (C)
Kameng H. E. Project (600MW): Khuppi
Arunachal Pradesh

L. No.: NEEPCO/KaHEP/TDG/W-06/2017-18/ Date: 09/03/2018

To

M/s Patel Engineering Ltd.,
Patel Estate, S. V. Road,
Jogeshwari (West),
Mumbai – 400 102
Camp: Tenga Dam site, Kameng HE Project,
West Kameng, Arunachal Pradesh.

Sub: Civil works of Tenga Dam, River Diversion, Tenga Intake and HRT from RD 4400 m to 11600 m ± 500 m on either side(i.e 2nd half of the Bichom –Tenga Portion and 1st Half of Tenga-Kimi Portion), Package-II under Kameng H.E. Project, Arunachal Pradesh, India – **Supplementary Work Order for Extra item: Re-mining works at HRT Face-III from Ch. 3300.00m to 3380.75m at Right Hand Side (ZONE-VIB).**

Ref.:- Agreement No.: NEEPCO/ED/QP/C&P/R/C/KaHEP/561 of 2004-05 dtd.17.12.2004.

Dear Sir(s),

In inviting a reference to the above, the undersigned on behalf of North Eastern Electric Power Corporation Ltd. (A Govt. of India Enterprise) is pleased to place this Supplementary Work Order for Extra item- *Re-mining works at HRT Face-III from Ch. 3300.00m to 3380.75m at Right Hand Side under Package-II of KaHEP(ZONE-VIB),* as per Specifications, quantity, rates mentioned in BoQ enclosed as Annexure-I and as per terms and conditions given below:

Terms & Condition:

1. **Scope of Work**: Scope of the work of this extra item include rectification of tunnel in distress/ squeezed zone of HRT, Face-III between Ch. 3300.00m to 3380.75m and Ch. at Right hand side by dismantling of existing support system in partial or full, breaking of encroached backfill concrete/ rock mass with/ without use of explosive materials, disposal of all excavated/ broken and loose muck in the stretch, supply, fabrication and installation of ISMB 200 x 100 steel ribs in parts and rectification of damaged ribs including use of all accessory steel materials, other consumables, transportation of materials/ machineries to site and including all equipments, machineries and labour etc. required to complete the work as per technical specification, drawing and as directed by the Engineer-In-Charge, complete in all respect.
2. **Estimated Value of Work:** ₹ 1,22,97,087.00 (Rupees One Crore Twenty-Two Lakhs Ninety-Seven Thousand and Eighty-Seven) only.

Time of Completion: The work has already been completed which was executed during the period 25th Sep'2015 to 04th Dec' 2016.

4. **Issue of Materials and Machineries:** No construction materials and machineries were issued by the Department for executing this extra item. However, explosive materials issued by the Corporation for under-ground excavation works during execution of this extra item, if any, has been recovered from running RA bills of Package-II.
5. **Measurement & Payment:** Measurement of this extra item is as per the accepted joint record maintained during execution of the work. Payment shall be made as per the quantity and its corresponding unit rate mentioned in the BoQ enclosed and as per the procedure of Contract Provisions of Package – II Works Agreement.
6. **Variation of Quantity:** The quantity shown against item of works in the BoQ enclosed is firm and no variation in quantity would be allowed.
7. **Price Escalation:** The rate is firm & no price escalation shall be payable upon it.
8. **Security Deposit** 10% security Deposit shall be deducted for due performance of the item, which shall be released as per Clause No. 3(ii) of Part-III, GTC of Vol-I, General Terms and Conditions of Contract of the Agreement mentioned at reference above.

All other Terms & Conditions for execution of the extra work shall remain same as those of the original contract provisions of Package – II Works Agreement.

M/s PEL is requested to depute authorized representative to attend this office for drawl of supplementary agreement with Non-Judicial Stamp Paper of Rs 100.00 only within 3 days from the date of issue of this work order.

Thanking you.

Enclo : Annexure – I.

Yours faithfully

EIC (Pkg-II)/ GM(C),
TDG, KaHEP, Khuppi.

Memo No.: NEEPCO/KaHEP/TDG/W-06/2017-18/520-27 **Date: 09/03/2018**

Copy To:

1. The GM(C), O/O The Director (Technical), NEEPCO Ltd., Shillong 793003 - for kind information to the Director (Technical). This has reference to the technical approval accorded vide U.O. no. 456, Dated 23/02/2018.
2. The Executive Director – Projects (Hydro), NEEPCO Ltd, Guwahati - for kind information. This has reference to technical approval note forwarded vide U.O. no. 1104, Dated 23/02/2018.
3. The Executive Director (D&E), NEEPCO Ltd., Guwahati for kind information. This has reference to the technical concurrence accorded vide U.O. no. 992, Dated 26/12/2017

नॉर्थ ईस्टर्न इलेक्ट्रिक पावर कॉरपोरेशन लिमिटेड
भारत सरकार का उपक्रम

North Eastern Electric Power Corporation Ltd.
(A Govt. of India Enterprise)
CIN – U40101ML1976GOI001658
Office of the EIC (Pkg-II) & In-Charge (TDG)/ GM (C)
Kameng H. E. Project (600MW); Khuppi
Arunachal Pradesh

4 The GM(C), O/O The Executive Director (C&P), NEEPCO Ltd, Shillong - for kind information. This has reference to his note issued under U.O. no. 1805, Dtd. 23/01/18.

5 The Head of Project, KaHEP, Kimi - for kind information. This has reference to technical approval note forwarded vide U.O. no. 4762, Dtd. 23/02/2018.

6 The Sr. Manager (F&A), KaHEP, NEEPCO Ltd., Kimi - for information and necessary action please.

7 The In-Charge, Vigilance Wing, KaHEP, NEEPCO Ltd., Kimi for information.

8 The file W-22.

9/3/18

EIC (Pkg-II)/ GM(C
TDG, KaHEP, Khupp

CORPORATE OFFICE BROOKLAND COMPOUND, LOWER NEW COLONY, SHILLONG-793003
Phone : 0364 - 2222070, 2222094 ❑ FAX : 0364-2226417
Website : www.neepco.co.in

Re-mining Zone-6(B)
[Ch. 3300.0 m to 3380.75 m RHS]

date 25/09/15 D/Shift 7 Ch. 3328.75 → D. Gurung (3)

From	To	Activity	Manpower	Material	Machinery	Remarks
8:00 Am	8:00 Pm	Chipping arrangement (material shifting welding machine Breaker Hometube Scafolding Pipe Clamp Ass & Chipping material Etc) Ball valve fitting	F/Men 01 Dr 2 01 M/c-4 Drivers 01	Ball valve 3/4" x 04 NOS GI Nipple 3/4" x 04 NOS Soape Cupling 3/4" 04 NOS (m) do 04 NOS (F)	AMW 01 W. machine 01	
8:00 Am	8:00 Pm		Electrician 01			
8:00 Am	8:00 Pm		Fitter 01			

~376~

Re-mining Zone-6(B)
[Ch. 3300.0 m to 3380.75 m RHS]

date 04/12/16 B shift

Time From	To	Activities	No. Persons	Ch. 3300 Material	Machinery	Remarks
7.00 Am	9.00 Am	Chipping arrangment & Hammer	[illegible]			
9.00 Am	11.00 Am	Concrete Chipping by 1 no Breakers	[illegible]		Breakers (1 no)	
11.00 Am	12.00 Pm	Nut Bolt Tie Rod cutting & removing - Rib No - 2861	[illegible]	Nut Bolt & Tie Rod removing		
12.00 Pm	1.00 Pm	manually Bottom cleaning	[illegible]			
2.00 Pm	5.00 Pm	Concrete Chipping by 1 no Breaker for vertical removing. Rib No: 2861 Ch: 3305.50	[illegible]	[illegible]	Breakers (1 no)	
5.00 Pm	6.00 Pm	Pitram Bismant Cing	[illegible]			
6.00 Pm	8.00 Pm	Bottom cleaning by Pc 200 with 1 Trip muching	[illegible]		Pc 200 (1 no)	

APPENDIX-5.J.

SHEAR ZONE RECTIFICATION AT FACE-3

नॉर्थ ईस्टर्न इलैक्ट्रिक पावर कॉरपोरेशन लिमिटेड
भारत सरकार का उपक्रम

North Eastern Electric Power Corporation Ltd.
(A Govt. of India Enterprise)
CIN – U40101ML1976GOI001658
Office of the EIC (Pkg-II) & In-Charge (TDG)/ GM (C)
Kameng H. E. Project (600MW): Khuppi
Arunachal Pradesh

L. No.: NEEPCO/KaHEP/TDG/W-06/2018-19/ **Date:**

To

M/s Patel Engineering Ltd.,
Patel Estate, S. V. Road,
Jogeshwari (West),
Mumbai – 400 102
Camp: Tenga Dam site, Kameng HE Project,
West Kameng, Arunachal Pradesh.

Sub: Civil works of Tenga Dam, River Diversion, Tenga Intake and HRT from RD 4400 m to 11600 m ± 500 m on either side(i.e 2nd half of the Bichom –Tenga Portion and 1st Half of Tenga-Kimi Portion), Package-II under Kameng H.E. Project, Arunachal Pradesh, India – **Supplementary Work Order for Extra item: Re-mining works in HRT, Face III from Ch. 1372.85m to Ch. 1409.00m at left hand side and from Ch. 1369.00m to Ch. 1409.00m at right hand side executed during the period 10th Sep'16-31st Jan'2017.**

Ref.:- Agreement No.: NEEPCO/ED/QP/C&P/R/C/KaHEP/561 of 2004-05 dtd.17.12.2004.

Dear Sir(s),

In inviting a reference to the above, the undersigned on behalf of North Eastern Electric Power Corporation Ltd. (A Govt. of India Enterprise) is pleased to confirm his verbal instructions for executed Extra item- *Re-mining works in HRT, Face III from Ch. 1372.85m to Ch. 1409.00m at left hand side and from Ch. 1369.00m to Ch. 1409.00m at right hand side executed during the period 10th Sep'16-31st Jan'2017* & issues hereby this Supplementary Work Order containing Specifications, quantity, rates mentioned in BoQ enclosed as Annexure-I and as per terms and conditions instructed earlier & which are mentioned below:

Terms & Condition:

1. **Scope of Work**: Scope of the work of this extra item include Re-mining works in HRT, Face III from Ch. 1372.85m to Ch. 1409.00m at left hand side and from Ch. 1369.00m to Ch. 1409.00m at right hand side under Pkg – II which involves dismantling and removal of steel supports, dismantling and removal of concrete laggings, breaking and removal of backfilled concrete and breaking and removal of rocks, followed by erection of new steel supports, providing concrete laggings and backfilling with concrete as per drawings, specifications & instruction(s) of the Engineer-In-Charge with all plants, materials, manpower etc. required to complete the work in all respect.
2. **Estimated Value of Work**: **Rs.47,36,246.00** (Rupees Forty-Seven Lakh Thirty Six Thousand Two Hundred and Forty Six) only.

CORPORATE OFFICE : BROOKLAND COMPOUND, LOWER NEW COLONY, SHILLONG-793003
Phone : 0364 - 2222070, 2222094 ❑ FAX : 0364-2226417
Website : www.neepco.co.in

3. **Time of Completion:** The work has already been completed which was executed during the period 10th Sep' 2016 to 31st Jan' 2017.
4. **Issue of Materials and Machineries:** No construction materials and machineries were issued by the Department for executing this extra item.
5. **Measurement & Payment:** Measurement of this extra item is as per the accepted joint records maintained during execution of the work. Payment shall be made as per the quantity and its corresponding unit rate mentioned in the BoQ enclosed and as per the procedure of Contract Provisions of Package – II Works Agreement.
6. **Variation of Quantity:** The quantities shown against item of works in the BoQ enclosed are firm & no variation in quantity would be allowed.
7. **Price Escalation:** The rate is firm & no price escalation shall be payable upon it.
8. **Security Deposit** 10% security Deposit shall be deducted for due performance of the item, which shall be released as per Clause No. 3(ii) of Part-III, GTC of Vol-I, General Terms and Conditions of Contract of the Agreement mentioned at reference above.

All other Terms & Conditions for execution of the extra work shall remain same as those of the original contract provisions of Package – II Works Agreement.

M/s PEL is requested to depute authorized representative to attend this office for drawl of supplementary agreement with Non-Judicial Stamp Paper of Rs 100.00 only within 3 days from the date of issue of this work order.

Thanking you.

Enclo : Annexure – I.

Yours faithfully,

EIC (Pkg-II)/ GM(C),
TDG, KaHEP, Khuppi.
Date: 30/01/2019

Memo No.: NEEPCO/KaHEP/TDG/W-06/2018-19/334-339

प्राप्त/Receipt 3042 दिनांक/Dt 26/2/19
कार्यकारी निदेशक-परियोजनाओं का कार्यालय (जल विद्युत)
O/o the Executive Director-Projects (Hydro)
नेफको लिमिटेड, गुवाहाटी / NEEPCO Ltd., Ghy.

Copy To:

1. The DGM(C), O/o The Director (Technical), NEEPCO Ltd., Shillong 793003 - for kind information to the Director (Technical). This has reference to the technical approval accorded vide U.O. no. 382, Dated 21/01/2019.
2. The Executive Director – Projects (Hydro), NEEPCO Ltd, Guwahati - for kind information. This has reference to technical approval note forwarded vide U.O. no. 1030, Dated 23/01/2019.
3. The Head of Project, KaHEP, Kimi - for kind information. This has reference to technical approval note forwarded vide U.O. no. 6793 dtd. 25/01/2019.

नॉर्थ ईस्टर्न इलैक्ट्रिक पावर कॉरपोरेशन लिमिटेड
भारत सरकार का उपक्रम

North Eastern Electric Power Corporation Ltd.

(A Govt. of India Enterprise)
CIN – U40101ML1976GOI001658
Office of the EIC (Pkg-II) & In-Charge (TDG)/ GM (C)
Kameng H. E. Project (600MW): Khuppi
Arunachal Pradesh

4. The Sr. Manager (F&A), KaHEP, NEEPCO Ltd., Kimi with a copy of Technical Approval accorded for information and necessary action please.
5. The In-Charge, Vigilance Wing, KaHEP, NEEPCO Ltd., Kimi for information please.
6. The file W-22.

30/1/19

EIC (Pkg-II)/ GM(C),
TDG, KaHEP, Khuppi.

CORPORATE OFFICE : BROOKLAND COMPOUND, LOWER NEW COLONY, SHILLONG-793003
Phone : 0364 - 2222070, 2222094 ❑ FAX : 0364-2226417
Website : www.neepco.co.in

BIIL OF QUANTITIES OF EXTRA ITEM

Name of work: **Civil works of Tenga Dam, River Diversion, Tenga Intake and HRT from RD 4400 m to 11600 m ± 500 m on either side(i.e 2nd half of the Bichom –Tenga Portion and 1st Half of Tenga-Kimi Portion), Package-II under Kameng H.E. Project, Arunachal Pradesh, India.**

Sl. No.	Description of Extra Item(s)	Unit	Qty	Rate (Rs.)	Amount (Rs.)
1	Re-mining works in HRT, Face III from Ch. 1372.85m to Ch. 1409.00m at left hand side and from Ch. 1369.00m to Ch. 1409.00m at right hand side executed during the period 10th Sep'16-31st Jan'2017.	Nos.	01	47,36,246.00	**47,36,246.00**
				Total=	**Rs. 47,36,246.00**

(Rupees Forty-Seven Lakh Thirty Six Thousand Two Hundred and Forty Six) only.

27/1/19

प्रभारी अभियंता (पैकेज-२) एवं प्रभारी (टी.डी.जी)
EIC (Pkg-II) & In-Charge (T.D.G.),
कामेंग ज.वि.परि, नीपको लि, खुपी, प.कामेंग (अ.प्र.)
Kameng H.E.Pr, NEEPCO Ltd., Khupi, W.Kameng (A.P.)

RECTIFICATION

SHEAR ZONE

Premium+ Register

1

1372-88

20

1409-00

New Delhi Electric Power Corporation

RECTIFICATION

SHEAR ZONE

Premium+ Register

CH-1372-88

L.H.S & R.H.S

~ 383 ~

Day Shift

Date - 10/09/2016

Ch. 1409 →

①

From To	Activities	M/P	Materials	Machinery	Remarks
8.00 AM 2.00 PM	Air pipe line fitting, Ball valve fixing,	Fm-1, Wel-1, Kh-2, MC-1	Ball valve 3/4" x 02 Nos welding Rod - 02 PKT Nipple 3/4" x 02 Nos	W. machin-01	
2.00 PM 8.00 PM	Chipping materials (wooden planks, scafolding pipe, Bscaks, Hose pipes) with welding machin shifting.	Fm-1, Kh-02, MC-1, Driver-01		AMW-01	

Pour

Kaft

Night Shift

Date- 10/09/16

Time	Activities	M/P	Materials	Machinery	Remarks
8.00pm 10.00pm	P/from making.	Fm-1, Wel-1, KH-2 MC-4			
10.00pm 11.00pm	Chipping arrangement.	Fm-1, Bill-1, DH-1 MC-4, OP-01			
11.00pm 2.00Am	Concrete chipping by OINOX breaker.	Fm-1, Bill-1, DH-1 MC-4, OP-01		Breaker-01 Comp-01 (XA280)	0.20m³
2.00Am 3.00Am	Manually Bottom cleaning.	Fm-1, MC-4			
3.00Am 6.00Am	Concrete chipping by OINOX breaker for R.C.C Lagging Removing. RIN- 1044 to 1048. Ch= 1409 to 1408.	Fm-1, Bill-1, DH-1 MC-4, OP-01	R.C.C Lagging Removing — RIN 1044 – 1048 = 08 RIN (0.96)	Breaker-01 Comp-1 (XH280)	
6.00Am 7.00Am	Manually Bottom cleaning.	Fm-1, MC-4			
7.00Am 8.00Am	Concrete chipping by OINOX breaker.	Fm-1, Bill-1, DH-1 MC-4, OP-01		Breaker-01 Comp-01 (XA280)	0.10m³

Night Shift

Date- 11/09/16

Time		Activities	M/P	Materials	Machinery	Remarks
8.00pm	9.00pm	Concrete chipping by ~~[illegible]~~ assessment.	Fm-1, Bill-1, DH-1 ML-4, OP-01			
9.00pm	1.00AM	Concrete chipping by 01 NOS breaker.	Fm-1, Bill-1, DH-1 ML-4, OP-01		Breaker-01 Comp-01 (XA280)	0.25m³
1.00AM	2.00AM	Manually Bottom cleaning.	Fm-1, ML-4			
2.00AM	5.00AM	Concrete chipping by 01 NOS breaker.	Fm-1, Bill-1 DH-1, ML-4, OP-01		Breaker-01 Comp-01 (XA280)	0.20m³
5.00AM	6.00AM	Runner welding about 1.5mtr from sol.	Fm-1, Wel-1, KH-2 ML-4	Runner welding — 1/2 15MS x 1.20m x 01 NOS	W. machine-01	
6.00AM	8.00AM	Concrete chipping by 01 NOS breaker.	Fm-1, Bill-1, DH-1 ML-4, OP-01		Breaker-01 Comp-01 (XA280)	0.15m³

Day Shift Date- 11/09/16

		Activities	M/P	materials	machinery	Remarks
8.00AM	9.00AM	chipping arrangement	Fm-1, Bi-1, DH-1 mc-4, (P-0)			
9.00AM	12.00pm	concrete chipping by 0.1N breaker for R.C.C Lagging Removing. RIN- 1044 - 1043 CD- 1409 - 1408	Fm-1, Bi-1, DH-1, mc-4, OP-1	R.C.C Lagging Removing = 1044 - 1043 = 06 Nos (0.96)	Breaker-01 Comp-1 (X-A250)	
12.00pm	1.00pm	manually Bottom cleaning.	Fm-1, mc-4			
2.00pm	5.00pm	concrete chipping by 0.1N breaker.	Fm-1, Bi-1, DH-1 mc-4, (P-0)	R.C.C Lagging Removing = 1044 - 1043 = 06 Nos (0.96)	Breaker-01 Comp-01 (X-A250)	0.25m²
5.00pm	6.00pm	IInd Stage platform making.	Fm-1, wel-1, kh-2 mc-4		W. machin-01	
6.00pm	8.0pm	concrete chipping by 0.1N breaker for R.C.C Lagging Removing. RIN = 1044 - 1043	Fm-1, Bi-1, DH-1, mc-4, (P-0)		Breaker-01 Comp-01 (X-A250)	

date 30/01/12 N/shift

	Activity	M. Power
8	R.H.S Vertical Stretchers & Bulkheading Ribno-1031 Cb = 1396.00	Fitter, welder Khalasi
12th 2nd	R.C.C Lagging Boring	Fitter, welder Khalasi
3rd 8th	B/Fill arrangement	Fitter, Khalasi Mason, Bhargao
23th 7th	B/Fill Concrete Ribno-1031	Fitter, Khalasi Mason, Bhargao
7th 8th	Bimanking	Fitter welder Khalasi

	material	machinery
	welding Rod = 01	W. Machine = 01
	OA = 01 Oxygen = 01	
	Plate 1000x2000 (V/Stretchers)	
	3.71x01 Nos	
	Round Plate 2000	
	Nickel 1.0 x 02 Nos	T/Mason = 01
	Nut Bolt 7/8" x 12 Nos	
	Nut Bolt 3/4 x 1.40 m	T/Mason = 01
	Washer 3/4 x 5 Nos	

R.C.C Lagging Boring

1032 — 1031 = 22.00 (0.90)

B/Fill (Concrete)

Cement = 20 bags

15 bags

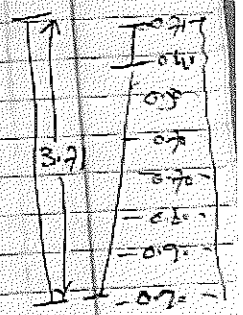

Date 31/01/17 Abhijit

(82)

Ch. 1396

		Activity		Machinery	Remarks
8.30 am	8.30 am	Chipping arrangement	M. Pane, Final, Oraon, Bijay Minz, Abhijit		
8.30 am	6.00 pm	Concrete chipping by 1 No Breaker	Final, Oraon, Bijay Minz, Abhijit	Breaker (01) Comp (01)	
6.00 pm	1.00 am	manually Bottom cleaning	Final, Minz		
2.00 pm	3.00 pm	Concrete chipping by 1 No Breaker	Final, Oraon, Bijay Minz, Abhijit	Breaker (01) Comp (01)	
3.00 pm	4.00 pm	Floor making	Final, Oraon, Kabir Minz	W. machine (01)	
4.00 pm	8.00 pm	Concrete chipping by 1 No Breaker for R.C.C Lagging removing.	Final, Oraon, Bijay Minz, Abhijit	Breaker (01) Comp (01)	

material

Removed R.C.C Lagging

1030 − 1029 = 10 nos (0.98)

389

231

APPENDIX-5.K.

RECTIFICATION NEAR JUNCTION POINT OF ADIT-2, FACE-3

[Ch. 72.02 m to 152.00 m at LHS].

नॉर्थ ईस्टर्न इलैक्ट्रिक पावर कॉरपोरेशन लिमिटेड
भारत सरकार का उपक्रम

North Eastern Electric Power Corporation Ltd.

(A Govt. of India Enterprise)
CIN – U40101ML1976GOI001658
Office of the EIC (Pkg-II) & In-Charge (TDG)/ GM (C)
Kameng H. E. Project (600MW): Khuppi
Arunachal Pradesh

L. No.: NEEPCO/KaHEP/TDG/W-06/2018-19/ **Date: 16/12/2018**

To

M/s Patel Engineering Ltd.,
Patel Estate, S. V. Road,
Jogeshwari (West),
Mumbai – 400 102
Camp: Tenga Dam site, Kameng HE Project,
West Kameng, Arunachal Pradesh.

Sub: Civil works of Tenga Dam, River Diversion, Tenga Intake and HRT from RD 4400 m to 11600 m ± 500 m on either side(i.e 2nd half of the Bichom –Tenga Portion and 1st Half of Tenga-Kimi Portion), Package-II under Kameng H.E. Project, Arunachal Pradesh, India – **Supplementary Work Order for Extra item: Re-mining works at HRT, Face-III from Ch. 72.02m to 152.00m at Left Hand Side.**

Ref.:- Agreement No.: NEEPCO/ED/QP/C&P/R/C/KaHEP/561 of 2004-05 dtd.17.12.2004.

Dear Sir(s),

In inviting a reference to the above, the undersigned on behalf of North Eastern Electric Power Corporation Ltd. (A Govt. of India Enterprise) is pleased to place this Supplementary Work Order for Extra item- *Re-mining works at HRT, Face-III from Ch. 72.02m to 152.00m at Left Hand Side,* as per Specifications, quantity, rates mentioned in BoQ enclosed as Annexure-I and as per terms and conditions given below:

Terms & Condition:

1. **Scope of Work:** Scope of the work of this extra item include rectification of tunnel in distress/ squeezed zone of HRT, Face-III between Ch. 72.02m to 152.00m at Left Hand Side by dismantling of existing support system in partial or full, breaking of encroached backfill concrete/ rock mass with/ without use of explosive materials, disposal of all excavated/ broken and loose muck in the stretch, installation of primary support system such as ISMB 200 x 100 steel ribs in parts, rectification of damaged ribs, placement of concrete laggings, etc. including use of all accessory steel materials, other consumables, transportation of materials/ machineries to site and including all equipments, machineries and labour etc. required to complete the work as per technical specification, drawing and as directed by the Engineer-In-Charge, complete in all respect.
2. **Estimated Value of Work: Rupees 68,16,535.00** (Rupees Sixty-Eight Lakhs Sixteen Thousand Five Hundred and Thirty-Five) only.
3. **Time of Completion:** The work has already been completed which was executed during the period 04th Dec' 2016 to 06th Feb'2017.

CORPORATE OFFICE : BROOKLAND COMPOUND, LOWER NEW COLONY, SHILLONG-793003
Phone : 0364 - 2222070, 2222094 ❑ FAX : 0364-2226417
Website : www.neepco.co.in

नॉर्थ ईस्टर्न इलेक्ट्रिक पावर कॉरपोरेशन लिमिटेड
भारत सरकार का उपक्रम

North Eastern Electric Power Corporation Ltd.

(A Govt. of India Enterprise)
CIN – U40101ML1976GOI001658
Office of the EIC (Pkg-II) & In-Charge (TDG)/ GM (C)
Kameng H. E. Project (600MW): Khuppi
Arunachal Pradesh

4. **Issue of Materials and Machineries:** No construction materials and machineries were issued by the Department for executing this extra item. However, explosive materials issued by the Corporation for under-ground excavation works during execution of this extra item, if any, has been recovered from running RA bills of Package-II.
5. **Measurement & Payment:** Measurement of this extra item is as per the accepted joint record maintained during execution of the work. Payment shall be made as per the quantity and its corresponding unit rate mentioned in the BoQ enclosed and as per the procedure of Contract Provisions of Package – II Works Agreement.
6. **Variation of Quantity:** The quantity shown against item of works in the BoQ enclosed is firm and no variation in quantity would be allowed.
7. **Price Escalation:** The rate is firm & no price escalation shall be payable upon it.
8. **Security Deposit** 10% security Deposit shall be deducted for due performance of the item, which shall be released as per Clause No. 3(ii) of Part-III, GTC of Vol-I, General Terms and Conditions of Contract of the Agreement mentioned at reference above.

All other Terms & Conditions for execution of the extra work shall remain same as those of the original contract provisions of Package – II Works Agreement.

M/s PEL is requested to depute authorized representative to attend this office for drawl of supplementary agreement with Non-Judicial Stamp Paper of Rs 100.00 only within 3 days from the date of issue of this work order.

Thanking you.

Enclo : Annexure – I.

Yours faithfully,

EIC (Pkg-II)/ GM(C),
TDG, KaHEP, Khuppi.
Date: 16/12/2018

प्राप्त/Received 2519 दिनांक/Dt. 11.01.19
कार्यालय प्रबंधक (कार्यकारी) का कार्यालय (जलविद्युत)
O/o the Executive Director-Projects (Hydro)
नॉर्थ ईस्टर्न इलेक्ट्रिक पावर कॉरपोरेशन लिमिटेड / NEEPCO Ltd., Ghy.

Memo No.: NEEPCO/KaHEP/TDG/W-06/2018-19/266-73

Copy To:

1. The DGM(C), O/O The Director (Technical), NEEPCO Ltd., Shillong 793003 - for kind information to the Director (Technical). This has reference to the technical approval accorded vide U.O. no. 265, Dated 20/11/2018.
2. The Executive Director – Projects (Hydro), NEEPCO Ltd, Guwahati - for kind information. This has reference to technical approval note forwarded vide U.O. no. 786, dated 20/11/2018.
3. The Executive Director (D&E), NEEPCO Ltd., Guwahati for kind information. This has reference to the technical concurrence accorded vide U.O. no. 570, Dated 08/10/2018.

CORPORATE OFFICE : BROOKLAND COMPOUND, LOWER NEW COLONY, SHILLONG-793003
Phone : 0364 - 2222070, 2222094 ❑ FAX : 0364-2226417
Website : www.neepco.co.in

नॉर्थ ईस्टर्न इलैक्ट्रिक पावर कॉरपोरेशन लिमिटेड
भारत सरकार का उपक्रम

North Eastern Electric Power Corporation Ltd.

(A Govt. of India Enterprise)
CIN – U40101ML1976GOI001658
Office of the EIC (Pkg-II) & In-Charge (TDG)/ GM (C)
Kameng H. E. Project (600MW): Khuppi
Arunachal Pradesh

4. The GM(C), O/O The Executive Director (C&P), NEEPCO Ltd, Shillong - for kind information. This has reference to his note dtd. 25/10/2018 issued in respect of the extra item mentioned in this Supplementary Work Order.
5. The Head of Project, KaHEP, Kimi - for kind information. This has reference to technical approval note forwarded vide U.O. No. 6058, Dtd. 03/12/2018.
6. The Sr. Manager (F&A), KaHEP, NEEPCO Ltd., Kimi - for information and necessary action please.
7. The In-Charge, Vigilance Wing, KaHEP, NEEPCO Ltd., Kimi for information.
8. The file W-22.

16/12/18

EIC (Pkg-II)/ GM(C),
TDG, KaHEP, Khuppi.

GM(C)-II
P1.
7.1.19

CORPORATE OFFICE : BROOKLAND COMPOUND, LOWER NEW COLONY, SHILLONG-793003
Phone : 0364 - 2222070, 2222094 ❑ FAX : 0364-2226417
Website : www.neepco.co.in

BIIL OF QUANTITIES OF EXTRA ITEM

Name of work: **Civil works of Tenga Dam, River Diversion, Tenga Intake and HRT from RD 4400 m to 11600 m ± 500 m on either side(i.e 2nd half of the Bichom –Tenga Portion and 1st Half of Tenga-Kimi Portion), Package-II under Kameng H.E. Project, Arunachal Pradesh, India.**

Sl. No.	Description of Extra Item(s)	Unit	Qty	Rate (Rs.)	Amount (Rs.)
1	Re-mining works at HRT, Face-III from Ch. 72.02m to 152.00m at Left Hand Side.	Nos.	01	68,16,535.42	68,16,535.42
				Total=	**Rs.68,16,535.42**
				Say	**Rs.68,16,535.00**

(Rupees Sixty-Eight Lakhs Sixteen Thousand Five Hundred and Thirty-Five) only.

16/12/18

प्रभारी अभियंता (पैकेज-२) एवं प्रभारी (टी.डी.जी)
EIC (Pkg-II) & In-Charge (T.D.G.),
कामेंग ज.वि.परि., नीपको लि. खुपी, प.कामेंग (अ.प्र.),
Kameng H.E.P., NEEPCO Ltd., Khupi, W.Kameng (A.P.)

Bill of Lading No. 39

Shipper: Bolivar Engineering Co.

Consignee: Bolivar Engineering Co.

Notify Party: Bolivar Engineering Co.

Vessel: M.V. Indian Trader

Port of Loading: Kolkata

Port of Discharge: Chittagong

Container No.: BEPCU 4567890

Seal No.: 112233

Description of Goods: 5 Cases Hydraulic Jack Spare Parts

Gross Weight: 1,250 kg

Measurement: 4.5 CBM

Freight: Prepaid

Date of Issue: 04/12/20

Place of Issue: Kolkata

Signature: Bolivar Engineering Co.

Bolivar Engineering Co.

Authorised Signatory

Freight Forwarder: Bolivar Engineering Co.

Agent: Bolivar Engineering Co.

Place of Issue: Kolkata

Date of Issue: 04/12/20

Shipping Agent: Bolivar Engineering Co.

Agent's Signature: Bolivar Engineering Co.

Bolivar Engineering Co.

Bolivar Engineering Co.

North Eastern Electric Power Corporation Limited
New Delhi

Day shift Date- 05/12/16

From	To	Activities	M/P	Materials	Machinery	Remarks
8.00AM	8.30AM	Chipping arrangement	Fm-1, BIH-1, DH-2, OP-1, Ml-2			
8.30AM	11.30AM	Concrete Chipping by 01 NOS breaker	Fm-1, BH-1, DH-2, OP-1, Ml-2		Breaker-01 Comp-01	
11.30AM	1.00PM	Manually Bottom cleaning.	Fm-1, Ml-4			
2.00PM	4.00PM	Concrete chipping by 01 NOS breaker	Fm-1, BH-1, DH-2, OP-1, Ml-4		Breaker-01 Comp-01	
4.00PM	5.00PM	Manually Bottom cleaning.	Fm-1, Ml-4			
5.00PM	8.00PM	Concrete Chipping by 01 NOS breaker	Fm-1, BH-1, DH-2, OP-1, Ml-2		Breaker-01 Comp-01	

Night Shift

Date - 05/12/16

From	To	Activity-a	m/p	Material	machinery	Rem
8 pm	8.30 pm	Chipping arrangement	fm-1, Bll-1, Bhl-2, op-1, mc-2			
8.30 pm	12 am	Concrete chipping by pneumatic breaker for R.C.C. Lanning Removing. KM- 95 to 94 Ch: 9238 - 7354	fm-1, Bll-1, Bhl-2, op-1, mc-2	~~R.C.C. Lanning Removing~~ 93 - 94 = 27 nos (0.71)	Breaker-01 Comp-01	
12 am	1.30 am	Manually bottom cleaning	fm-1, mc-4			
2 am	4 am	Concrete chipping by pneumatic breaker	fm-1, Bll-1, Bhl-2, op-1, mc-2		Breaker-01 Comp-01	
4 am	5.30 am	Manually bottom cleaning	fm-1, mc-4			
5.30 am	8 am	Concrete chipping by pneumatic breaker	fm-1, Bll-1, Bhl-2, op-1, mc-2		Breaker-01 Comp-01	

~ 397 ~

04/02/17 Day shift

(107)

Time From	To	Activity	Manpower	Material	Machinery	Remarks
8.00 am	1.00 hr	L.H.S Vertical + Inclin & Bulkheading. Rib No. 122, 121 Ch: 94.03, 93.24	Fitter, welder Kh=2 Mc=2	W. Rod = 01 Pkt, oxygen, ISMB 100x200 (V) Erection 3.21 x 02 Nos, Joint Plate 2mm/200x250x05 Nos, Nut/Bolt 7/8" 16 Nos, Tie Rod 0.85 x 04 Nos, M/Sheet 3.15mm x 1.45 m², Steel 25mm Pl x 6.00 Rmt	W. Machine 01	
2.00 pm	4.30 hr	R.C.C lagging fixing	Fitter, welder Kh=2 Mc=2			
4.30 pm	5.00 hr	B/Bill arrangement	Fitter, Kh=2 Mc=2 Welder 01		T/Mixer 01	
5.00 pm	8.00 pm	B/Bill (Concrete) Con Rib No. - 122, 121	Fitter, Kh=2 Mc=2 Welder 01		T/Mixer 01	

R.C.C lagging fixing.

123 — 122 = 20 Nos
122 — 121 = 20 Nos } (0.91)

B/Bill (Concrete)
Concrete — = 24 Nos

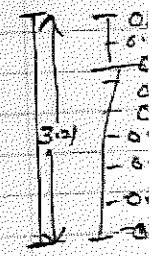

05/02/17

Date 05/04/15 [illegible]

(105)

Time From/To	Activity	M. Power	Material	Machinery Remarks
8:00 Am 9:30 AM / Room	Dismantling	[illegible] Welder, Khalasi		
9:30 Am 11:30 Am	Bottom area cleaning by Hitachi with 2 trips	[illegible] Helper, [illegible] Driver		T/Hitachi=01, AMW=02
11:30 Am 1:30 Am	Scrap loading & shifting to scrap yard 02 trips	[illegible] Khalasi, [illegible] Driver		AMW=02

Scrap = 4.01 MT – 1 Trip
5.80 MT – 2 Trips
T.Total = 9.81 MT

North Eastern Electric Power Corporation Limited, New Delhi

APPENDIX-6.A.

CRACK FORMATION AT EL. 263.00M BERM

A GEOTECHNICAL NOTE ON SLOPE STABILISATION IN POWER HOUSE, KaHEP

A. Bora

Resident Geologist, GSI

At the request of the project authority, site inspection in the powerhouse area has been made between 26 / 10 / 06 and 31 / 10 / 06 to study the development of cracks in the excavated slopes / berms. During April'06, 30 cm wide cracks were observed at berm 263.00 m on the Unit-I alignment. The site geologist opined that the adopted cut slopes (1H : 4V) below EL 263.00 M should be reviewed in purview of adverse geological situation. After further deterioration of the cracks, the consultant geologist Mr. B. M. Hukku & D & E wing engineers visited site on 28 / 07 / 06 and suggested some remedial measures. But again after aggravation of the cracks, the site geologist gave some remedial measures on 09 / 08 / 06 and a visit was made by the undersigned on 23 / 08 / 06 and advised following temporary protection measures:-

i. To fill all the cracks / joints with sand cement slurry.

ii. Installation of 25 mm Dia, 7 m long grouted rock bolts @ 2 - 2.5 m c/c in staggered fashion.

These measures were adopted by the project authority and no further cracks were observed till 21 / 10 /06. As excavation in the power house area was in progress and reached the level of about 235 M (between A & D line), some subsidence cracks were observed at EL 253 M & EL 275.5 M and in the slope below 275.5 M (beneath the shotcreted face).

The power house area of Kameng HE Project is located on Gondwana super group Overlain by thick overburden of about 25 m comprising of river terrace deposit followed by colluvium deposit, The colluvium material is

composed of assorted angular rock fragments ranging from 1 cm to 30 cm in one dimension which are graded in nature with gravely soil matrix with thickness of approx. 5 - 10 m. Below this colluvium, the river terrace deposit are recorded above the bedrock. The assorted pebbles and boulders with sand matrix comprise sandstone, quartzite and gneisses. Overburden materials are free draining in nature. Before cutting of the powerhouse slopes seepage points were noticed in the interface of rock and overburden and further went down through rock due to percolation of ground water through joints and cracks. The Gondwana supergroup comprises alternate sequence of gray sand stone, carbonaceous shale and carbonaceous siltstone with layers of coal partings. The rock mass present here have suffered intense tectonic movement due to Himalayan orogeny. As a result, rocks are intensely folded and sheared which has been depicted by the striated surfaces observed along the joint planes anastomosing quartz vein in sandstone and high ranking coal associated with carbonaceous shale.

Observations:-

The proposed berm width ~ 10 m at EL 263 M got reduced to 5 - 7 m between RD 55 m d/s, CH. 49.00 M to RD 33 m d/s, CH 38.50 m due to rock toppling.This happened due to distressing of the rock mass and steep dipping sandstone beds with strike parallel to berm edge.

The cracks observed from RD 0.00 M to 40.00 M u/s at EL 275.5 m and in the slope (2H:1V) between EL 275.5 m and 263.00 M were due to slumping and slide movement at the synclinal core of the sandstone bed observed resting on low dipping carbonaceous shale beds.

Disposition of the synclinal core of sandstone behaved like dead loads as resting over the crushed carbonaceous shale with coal particles. Due to toe cutting together with the seepage water, the subsidence has been noticed at the EL 275.5 M berm.

Recommendations:-

i. In the powerhouse pit, further 20 m deep excavation is still left. Under the present circumstances, the proposed slope (1H :4V) in the poor Gondwana formation appears unstable. It appears that the cut slopes in this rock will be stable in natural slope of (1H : 1V) only.

ii. The slope (2H:1V) above EL 263.00 M appears flatter than required. Due to space constraint between switchyard and powerhouse pit, the cut slopes in the available poor strata may be moderated and the finished slope (2H:1V) may be steepened. To review the design in this type of poor rock, shear parameters may be considered.

iii. The carbonaceous & clay material present here gets dissolved with seepage water and therefore lime mixed with cement grout may be tried to make the particles insoluble.

iv. Below 263.00 M berm mostly carbonaceous shale with coal particles are likely to be encountered in the present power house slopes. To restrict the sliding movement in such material bore piling through perforated casing may be considered.

(A. Bora)
Geologist GSI

Date	Activity	Working Time from	Working Time to	Machineries engaged
01-08-2006	Earthwork in excavation betn EL. 253.00m and EL. 243.00m, A-line to E-line area, and at EL. 263.00m berm.	8.00 A.M	8.00 A.M	1. Excavator – 4 Nos. Tata Ex-300 – 2 No. BEML 220 – 1 No. JST 300 – 1 No. 2. Dozer – 2 No. 3. Dumper – 10 No. Tatra – 6 No. (1025) Hindustan – 4 No.
	Drilling of blast holes at EL. 258.00m N.E corner (U/S).	9.00 P.M	4.00 A.M	4. Pump – 3 No. 20 H.P (E) – 1 No. 5 H.P (E) – 1 No. 3 H.P (E) – 1 No
	Grass turfing on slope 2:1, betn EL. 275.50m to EL. 284.00m at U/S & D/S	8.00 A.M	5.00 P.M	5. Shotcrete m/c – 2 No.
	Shotcreting 50mm thk on slope 2:1, betn EL. 263.00m to EL. 270.00m and on slope 1:2 betn EL. 253.00 & EL. 263.00 (D/S)	8.00 A.M	8.00 P.M	
	Fixing of shuttering & Concreting (M20) in drain at EL. 275.50m berm North side	8.00 A.M	5.00 P.M	
02-08-2006	Earthwork in excavation betn EL. 243.00 & EL. 250.00m D/S at Service bay area, CH. (-)150m to CH. (-)60m and at EL. 263.00 berm and betn EL. 250m and EL. 253.00m (North side).	8.00 A.M	8.00 A.M	1. Excavator – 4 No. 2. Dozer – 2 No. 3. Dumper – 10 No. 4. Pump – 3 No. 5. Shotcrete m/c – 2 No.
	Shotcreting (50mm thk) on slope 1:4 betn EL. 253.00 & EL. 263.00m U/S and on slope 1:2 betn EL. 253.00m and EL. 263.00m near S/Bay area (D/S).	8.00 A.M	8.00 P.M	
	Grass turfing on slope 2:1, betn EL. 275.50 and EL. 284.00m U/S and betn EL. 275.50m and EL. 288.00m North side.	8.00 A.M	5.00 P.M	
	Fixing of shuttering and Concreting in drain at EL. 275.50m berm North side (M20 Grade).	8.00 A.M	5.00 P.M	
03-08-2006	Earthwork in excavation betn EL. 253.00m & EL. 243.00m North side CH. (-)120.00m to CH. (-)60.00m and betn EL. 253.00m & EL. 243.00m East side CH. [illegible]	8.00 A.M	8.00 P.M	1. Excavator – 4 No. 2. Dozer – 2 No. 3. Dumper – 10 No. 4. R.O.C m/c – 1 No.

NEEPCO New Delhi New Eastern Electric Power Corporation Ltd.

E Tyibol

Date	Activity	Working Time From	To	Machineries deployed
2/11/06	Earthwork in excavation betn EL. 229.0m and EL. 227.40m betn B-line & D-line (Grid 5 to 8) at pit area.	9.00 A.M	1.00 P.M	1. Excavator - 1No. 2. Dumper - 4No. 3. Shotcrete m/c - 2No 4. Compressor - 1No.
	Shotcreting on slope 1:4, betn EL. 263m & EL. 253.0m betn B line & C-line east side (finish coat).	8.00 A.M	5.30 P.M	5. Grout pump - 2No. 6. Jack Hammer - 1No 7. Water pump - 1No
	Fixing of welded wire mesh on slope 1:4 betn EL. 258.0m & EL. 253.0m North side west corner and on berm at EL. 258.0m North side.	8.00 A.M	5.30 P.M	
	Cement ~~Sand slurry~~ grouting at EL. 263.0m berm, CH. 55.031m, R.D (-) 56.50m to (-) 51.00m North side	8.00 A.M	8.00 P.M	
	Fixing of 25mm Ø Anchor bar 2.10m long and grouting at EL. 243.00m at Service Bay area, CH. ~~(-) 64.345~~ (-) 0.969m and (-) 30.860m, at R.D. (-) 64.345	8.00 A.M	5.30 P.M	
	Drain excavation at EL. 275.50m berm North side	8.00 A.M	5.00 P.M	
3/11/06	Earthwork in excavation betn EL. 228.20m & EL. 227.50m in pit area betn A-line & D-line (Grid 4 to 7) Drilling of holes for blasting at pit area	9.00 A.M	8.00 P.M	1. Excavator - 1No. 2. Dozer - 1No. 3. Dumper - 6No. 4. Jack Hammer - 5. Compressor - 1No.
	Cement ~~Sand slurry~~ grouting at EL. 263.0m North side, CH. +55.031m at R.D. (-) 56.50m.	8.00 A.M	6.15 P.M	6. Grout pump - 2No 7.
	Drain excavation at EL. 275.50m North side	8.00 A.M	5.00 P.M	
4/11/06	No earthwork in excavation.	—	—	1. Jack Hammer - 4No
	Drilling, fixing of 25mm Ø Anchor bar and grouting at EL. 243.0m Service	8.00 A.M	6.00 P.M	2. Grouting pump - 2No 3. Compressor - 2No

Date	Activity	Working Time From	Working Time To	Machineries deployed
	Cement grouting at EL. 263.0m berm CH. (+) 55.031 m, at R.D. (-) 56.50m.	8.00 A.M	9.30 AM	S.C
	Drilling of blasting holes with Jack hammer in pit area.			
	Shotcreting on slope 1:4, betn EL. 263.0m and EL. 253.0m east side betn B-line & C-line (finish coat), and	9.15 AM	8.00 P.M	
	on slope 1:4, betn EL. 258.0m and EL. 253.0m and on berm at EL. 253.0m North side near West corner.	10.00 AM	8.00 P.M	
	Fixing of welded wire mesh on slope 1:4, betn EL. 253.0m & EL. 250.0m and on berm at EL. 253.0m North side near West corner, RD. (-) 109.40m to (-) 81.00 m.	8.00 A.M	7.00 P.M	
25/11/06	No earthwork in excavation.	—	—	
	Shotcreting on slope 1:4 betn EL. 263.00m and EL. 253.0m, betn B-line and A-line, east side and	8.00 A.M	8.00 P.M	
	Shotcreting in slope 1:4, betn EL. 258.0m and EL. 253.0m North side near Service bay area West corner (final coat).	8.00 A.M	7.45 P.M	
26/11/06	No activity at site due to non-working Sunday.	—	—	
27/11/06	No earthwork in excavation.	—	—	
	Shotcreting on slope 1:4, betn EL. 263.0m and EL. 253.0m betn A-line and river side edge east side (finish coat), and	8.00 A.M	7.45 P.M	1. Shotcrete M/c - 2No. 2. Compressor - 1No.
	Shotcreting on slope 1:4, betn EL. 253.0m and EL. 250.0m North side, West corner	8.00 A.M	8.00 P.M	
	Drain concreting at EL 275.50m	8.00 A.M	5.00 P.M	

E Pybol

Date	Activity	Working Time From	Working Time To	Machineries engaged
21-01-07	No earthwork in excavation	—	—	—
	Removal of turfing materials at EL. 288m North side	8.00 AM	5.00 P.M	1. Water pump-3No
22-01-07	No earthwork in excavation			—
	Removal of turfing material at EL. 288m North side.	8.00 A.M	5.00 P.M	
23-01-07	No earthwork in excavation.	—	—	—
	Removal of turfing material betn EL. 288.00m & EL. 275.50, North side.			1. Water Pump 3No 2. Dozer – 1 No
	Levelling of service bay area at EL. 243.00m for raft foundation.			
24-01-07	No earthwork in excavation	—	—	—
	Removal of turfing material betn EL. 288.00m & EL. 275.50m, North side	8.00 A.M	5.00 P.M	1. Water pump-3No
25-01-07	Earthwork in excavation on side slope betn EL. 253.00m & EL. 243.00m West side and at Northern side betn EL. 296.00m & EL. 288.00m.	8.00 A.M	8.00 P.M	1. Excavator - 2No. 2. Dumper. 3. Pump - 3 No.
	Removal of turfing material betn EL. 288.00m & EL. 275.50m North side.	8.00 A.M	5.00 P.M	
26-01-07	Earthwork in excavation betn EL. 296.00m and EL. 288.00m North side	8.00 P.M	8.00 A.M	1. Excavator - 1No 2. Dozer – 1No. 3. Dumper.
27-01-07	Earthwork in excavation betn EL. 296.00m & EL. 288.00m North side.	8.00 A.M	8.00 P.M	1. Excavator - 2No. 2. Dumper –
	Removal of turfing material betn EL. 288.00m & EL. 275.50m North side	8.00 A.M	5.00 P.M	
28-01-07	Earthwork in excavation betn EL. 295.30m & EL. 288.00 North side and betn EL. 253.00m & EL. 242.00m West side.	8.00 A.M	8.00 P.M	1. Excavator - 2No 2. Dumper –
	Removal of turfing material betn EL. 288.00m & EL. 275.50m North side			
29/01/07	Earthwork in excavation at EL - 288.00m & [illegible]	8:00 AM	8:00 PM	① Excavator 02

E Gupta

Date	Activity	Working time from	to	Machineries engaged.
	ii) PVC pipe perforation work in progress. iii) Shuttering work in progress for PCC beam. iv) Cement shifting work in progress. v) Slope preparation work for shotcreting in progress.	8:00AM	5:00 PM	
29/11/07	Earthwork in excavation betn EL. 248 m & EL. 250.50m.	8 AM	8 PM	① Excavator EX-300 — 01
	Masonry wall base PCC M10 at EL.248 m, North side.	8:00AM	5:00PM	② Dumper — 02
	Shotcrete M25 on slope betn EL. 250.50 m and EL. 248 m, N-Side.			③ Shotcrete Machine — 01
	Drilling and fixing of drainage pipes on the same slope	8AM	8 PM	④ Dewatering pump as required
	Drilling and fixing of anchor bars on the same slope.			
	Miscellaneous works → 1) Shuttering for PCC work in progress. Pipe shifting in progress. 2) Boulder collection for masonry wall in progress.	8:00AM	8:00PM	
	3) Slope preparation for shotcreting in progress	8:00PM	8:00 AM	
30/11/07	No earthwork in excavation.	—	—	
	Drilling work for blasting in progress			

NEEPCO New Delhi North Eastern Electric Power Corporation

E Pyrbot

	Drilling and fixing of drainage holes on slope betn EL. 250.50 m and EL. 248 m, North side. Drilling and fixing of anchor bars on the same slope.	8:00AM	8:00 PM	
	Shotcreting on slope betn EL. 250.50 m and EL. 248 m, North side.	8:00AM	8:00 PM	
	RRM as slope protection wall at EL. 248 m, N-Side.			03
	Misc. works — ① Boulder breaking for Masonry wall in progress. ② ~~Boulder collection for~~ and aggregate shifting. ③ Shuttering work for PCC in progress.	8:00AM	8:00 PM	07
01/12/07	No earthwork in excavation.	–	–	
	Drilling and fixing of drainage holes on slope betn EL. 250.90 m & EL. 248 m, N-Side & East side. Drilling and fixing of anchor bars on the same slope. PCC M10 on berm at EL. 253.00 m, N-Side.	8:00AM	8:00 PM	11
	Shotcrete M25 on slope betn EL. 250.50 m and EL. 248 m, ~~N-side~~ east side. Fixing of chain link	8:00AM	8:00PM	09

NEEPCO North Eastern Electric Power Corporation New Delhi

	Drilling and fixing of drainage holes on slope betn EL. 250.50 m and EL. 248 m, North side. Drilling and fixing of anchor bars on the same slope.	8:00AM	8:00 PM
	Shotcreting on slope betn EL. 250.50 m and EL. 248 m, North side.	8:00AM	8:00 PM
	RRM as slope protection wall at EL. 248 m, N-Side. Misc. works – ① Boulder breaking for Masonry wall in progress. ② ~~Boulder collection for~~ and aggregate shifting. ③ Shuttering work for PCC in progress.	8:00AM	8:00 PM.
01/12/07	No earthwork in excavation.	–	–
	Drilling and fixing of drainage holes on slope betn EL. 250.50 m & EL. 248 m, N-Side & East side. Drilling and fixing of anchor bars on the same slope. PCC M10 on berm at EL. 253.00 m, N-Side.	8:00AM	8:00 PM
	Shotcrete M25 on slope betn EL. 250.50 m and EL. 248 m, ~~N-Side~~ east side. Fixing of drainage	8:00AM	8:00PM

NEEPCO New Delhi North Eastern Electric Power Corp.

APPENDIX-6.C.

PILING WORK FOR SLOPE STABILIZATION

AGENDA NO: 164.10

MICRO PILING WORKS FOR SLOPE PROTECTION AND CONSOLIDATION OF POWER HOUSE SLOPES IN KAMENG HYDRO ELECTRIC PROJECT (600MW), ARUNACHAL PRADESH.

The Executive Director (Technical) presented the agenda and explained its background. It was informed that the Power House excavation work of Kameng Project was taken up from March'05 from E.L. 288.00 m (N.S.L.). Till April'06, 6.96 Lac Cum of excavation was achieved. In view of the location of the Power house in Gondwana Super Group consisting of Sandstone Carbonaceous Shale and Carbonaceous Silt Stone with layers of Coal Parting and Rock mass being highly folded, Jointed and Crushed, necessary protection viz. Shotcreting, Rock bolting and Turfing of the excavated slopes were carried out along with the excavation as per the released construction drawings based on geological studies and design carried out by the international Consultant M/s SMEC.

During April'06, the excavation level of E.L. 227.00 m was reached while a crack of 30 cm wide at berm level E.L. 263.00 m was observed. Excavation works continued till October 2006 along with the protection measures suggested by the Resident Geologist. During Oct'06 multiple vertical cracks were also noticed at the bench around EL258.00 m and excavation works was suspended. Director, EG, Division (NER) visited the Power House site during Nov' 06 and suggested moderation of up slopes and bore piling at close intervals in two levels E.L. 248.00 m and E.L. 237.00 m. As per geological report, the rocks are intensely folded and sheared which has depicted by the striated surfaces observed along with the joints planes with Quarzite vein in sand stone and carbonaceous shale. The rock mass in the Power House is highly folded, jointed and crushed, thus making the slopes unstable, if not protected in a systematic way. M/s SMEC agreed to such measures and regradation activity for northern slopes were started from 25 Jan'07. Accordingly further excavations were carried out and till June 2008, 9.58 lakh of excavation could be achieved and excavation upto EL 225 m in the pit level has been reached apart from completion of protection works till EL 248.0 m. Meanwhile, a visit of Director, GSI,Shillong could be arranged in March, 2007 who observed that the failure took place in the form of toppling as well as sinking of sandstone beds and suggested that suitably designed and spaced row of sound bore piles to a depth of 10m below the deepest designed level of EL214.0 m may be created in the berm at EL 243.0m. Subsequently, Director, EGD-II, GSI(NER) during his visit to the project site in January 2008 suggested similar protective measures. Accordingly the balance excavation of 11.0 m depth was suspended which will be taken up only after accomplishment of the protection and consolidation works through piling.

(3/4)

Based on the additional inputs on geological parameters M/s SMEC, preliminary drawings for piling work was received from the consultant during June'07, suggesting 47-48 nos. of 1.00 m dia bore piles at 5.00m C/C in two rows with depth ranging from 22.00m to 26.00 m.

The package contractor for the work of Power House, M/s PEL was informed to take up the bore piling works of aforesaid specification immediately. However, M/s PEL, in turn has reported that, as they do not have any expertise in bore piling works, they would like to execute the work through some other agency who are having the expertise in this field. In the Contract Agreement of Package III, bore piling works are not included in BOQ. Moreover none of the items of bore piling works are covered under item slope protection in the BOQ. Accordingly in a meeting held on 27th July, 2007 the Director (Technical), NEEPCO, requested M/s PEL to make necessary arrangements for undertaking piling works at Power House and confirmed that the Corporation will provide all necessary assistance in selection of Piling Contractor. As a follow up action, the Project Authority of Kameng HE Project has accordingly contacted 2 (two) experts in this field of Engineering viz., ITD Cementation and Simplex Infra Ltd. at Kolkata and requested them to send their priced offers as a sub-Contractor of M/s PEL. In this respect letters to the firm were issued by ED, P-III, KaHEP in September,07, duly furnishing all necessary report, drawings and brief summary of geology of the area. As no response was received from them, reminders were also issued in October, 2007 to these firms. As none of the above firms responded till December,07, as an alternative measure instead of bore piling, geo-grid, providing toe walls etc were suggested in consultation with Design wing. On reviewing, SMEC has suggested micro piling of 30 cm dia at 2 levels of the completed excavated portion of Power House.

As advised by PEL, two firms who are expert in the field of micro piling works, were contacted by the Project Authority, as below.

(1) M/s Mining Associate Pvt. Ltd.
(2) M/s Maheswari Mining Pvt. Ltd.

The firms were requested to conduct a visit to work site and submit their priced offer at the earliest. After carrying out visit to the site of work, only one firm namely M/s Maheswari Mining Pvt. Ltd. had submitted their offer to the Project Authority through the Package contractor M/s PEL. The offer was examined at various levels and a joint negotiation meeting was held wherein the award price was firmed up at Rs. 15,18,58,614.00, which includes 15% payment to Package Contractor, M/s PEL against profit and overhead for providing facilities, such as , free land, free accommodation, electricity, drinking water and departmental supply of construction materials, which otherwise will be difficult on the part of the Corporation to arrange in view of the engagement of the package contractor in the same area.

As the work is of specialized nature and not covered under the package contract, the work of Micro-piling has been considered to be executed as an additional work. In order to carry out the work, M/s MMPL (sub-contractor of M/s PEL) has requested for

3084

(4/4)

10% mobilization advance against equivalent amount of BG in order to mobilize the plant and machinery with deployment of 2 nos hydraulic rotary rigs with in one month and to complete the work of 415 nos of micro piling within a periods of 8(eight) months. The advance is proposed to be recovered from 2nd RA Bill on a time bound manner. Above point was discussed in the negotiation meeting and considering the urgency of such specialized works, Committee agreed that the interest free advance will be extended to the piling contractor against submission of BG. In regard to the reasonability of the recommended rates, the Board was informed that the original price of MMPL (the Sub-Contractor of PEL) was negotiated upon by a high level committee in the Corporate Office after scrutiny and analysis of the rates in the Project Office and the same was found to be in order. Suitable clause on defect liability, provisions to avoid idle charges will be incorporated at the time of awarding the work.

The Board thereafter approved the following resolution:

"The Board of Directors, considering the urgency approved in principle the work of Micro Piling in Kameng Power House area and authorised CMD to undertake the work through the Package Contractor, M/s Patel Engineering Ltd as extra work, within the parameters of the Contract Agreement and established procedure and subject to compliance of laid down guidelines. Ex-post facto approval of the Board will be taken after finalisation of BOQ and rate analyses. The Board further approved grant of 10% interest free advance on the estimated work value, against submission of Bank Guarantee after due compliance of the conditions mentioned in the CVC Circular 4CC-1-CTE-2 dated 10th April, 2007.

4 of 4

APPENDIX-7.1 & 7.2.

RESTORATION OF PENSTOCK-1 & 2

A NOTE ON PENSTOCK RESTORATION

Construction of long tunnel with high rock cover and high pressure tunnel/penstocks in young and tectonically disturbed Himalayan terrain was the most challenging task during construction of Kameng H.E Project. The criticalities encountered could not be predicted during investigation stage due to inaccessibility and high overburden of tunnel throughout the alignment for detail geo-technical investigation. Although the Central Mine Planning & Design Institute (CMPDI), Ranchi was assigned to develop a comprehensive geological model of the entire alignment of the tunnel during the pre-construction period but the same could not be carried out by CMPDI due to very difficult and remoteness of tunnel area. Hence, extremely tough terrain had affected the geological investigation and sufficient geological information could not be gathered. Nevertheless, the tough and challenging task of tunneling in such poor and unfavourable geological formation was successfully completed for charging water in Feb'2018.

However, leakage was noticed in some joints of Penstocks-1&2 after test spinning of Unit # 1 & 2 on 08/03/18 and 10/03/18 respectively. Therefore, restorations were carried out as per the methodology suggested by the design consultant. The problem encountered in penstocks is unique and unprecedented in nature and scale. Major restoration works of penstock were necessitated in underground penstocks which cause to think that poor geology of the region has played a major role in creating the instant problem as elaborated below.

The overall rock condition in the Power House and upstream hill up to Surge Shaft where high pressure tunnel/penstock is located was found to be tectonically highly disturbed. Significant depth of overburden typically comprising coarse/fine colluvium material was encountered in open excavation of surface penstock portion. The overburden thickness above the vertical shafts 3 & 4 just upstream of powerhouse was observed to be 25 m comprising of RBM (River Borne Materials). Encountered rock in tunnel & surface excavation consisted of interbedded sand stones, carbonaceous shale and coal seams. Rock was found to be highly folded and jointed. In certain stretches, pulverized rock condition was also encountered due to proximity of main boundary thrust just south of powerhouse

NEEPCO
New Delhi
North Eastern Electric Power Corporation

Meanwhile, during tunnel excavation, frequent ingress of water was also encountered in the portion from Vertical Shaft- 2/3 to Power House in Gondwana formation marked by weak rock with coal bands. The huge ingress of water with very poor/crushed rockmass in vertical shafts/HPT tunnels delayed the activities like concreting and grouting after erection of penstock steel liner. A geotechnical report on encountered rockmass in surface and underground penstock during construction period is attached.

During penstock restorations, problem of seepage water was again encountered in underground portions. The soft infilling/ crushed rockmass got mixed with seepage water and gushed inside the penstock. This necessitated grouting with micro-fine cement and Poly Urethane to facilitate welding for repairing of penstock. Significant volume of micro-fine cement was consumed with total of 586 MT & 525 MT in Penstock-1 & 2 respectively. Moreover, due to presence of underlying weak rock mass / pulverized rock/ coal bands with seepage water, large voids would have been created in the surrounding rockmass. Therefore, the complex geo-hydraulics of the area might have got some role in creating voids rapidly behind the steel liner where backfill and grouting with ordinary cement was done.

Further, the restoration of penstock was delayed due to presence of seepage water in highly jointed/crushed rockmass necessitating formulation of specific Welding Procedure Specifications (WPS). The presence of seepage water also led to repetition of welding activities in the same joints resulting prolongation of the restoration period.

Taking into consideration of the facts elaborated above, the main cause of failure of both the Penstocks and the additional time taken for restoration works might be attributable to the prevailing complex geo-hydraulics of the penstock area.

(S. Khongsai)
Deputy General Manager(C)
NEEPCO Ltd.,

(Rajanish Ranjan)
Deputy General Manager (Geology)
NEEPCO Ltd.,

A GEOTECHNICAL REPORT ON ENCOUNTERED ROCKMASS IN SURFACE AND UNDERGROUND PENSTOCK, KaHEP, KIMI

The Kameng Hydro Electric Project area is tectonically highly disturbed, forming part of the Lesser Himalayan range. The area is dissected by a number of major thrusts and faults striking E-W to SW-NE associated with Himalayan orogeny. The rock types occurring in the project area belong to the older meta-sedimentaries of Pre-Cambrian age in the northern part, sedimentary rocks of the Gondwana Supergroup in the central and southern part. Main Boundary Thrust (MBT) which lies in the south of Kimi powerhouse complex, separates Gondwana from Siwalik (GSI report,2007).

The penstock is partly surface and partly underground. The surface penstock part consists of area between Anchor Block 1 and 9 of Penstock 1 & 2. The underground penstock consists of five nos. of vertical shafts i.e. VS-1, VS-2, VS-3, VS-4 & VS-5 and tunnels i.e. Face-IX, Face-X, Face-XI, Face-XII, Face-XIII, Face-XIV, Face-XV, Face-XVI & Face-XVII.

Detailed geological foundation grade mapping of the trench area of surface penstock i.e. between Anchor Block 1 & 9 of Penstock 1 & 2 has been carried out on Scale 1:100. The face logging and 3-D geological mapping of underground high pressure tunnels and vertical shafts has been carried out during boring.

Geotechnical observation

The rock mass observed in the trench area between AB 1 & 9 in Penstock 1 & 2 and the tunnels and vertical shafts comprises Sandstone, Carbonaceous Siltstone/Shale of Gondwana supergroup. The rock mass is highly jointed and highly folded. Sandstone is medium grained, fresh to highly weathered (W0-W4), medium strong, highly jointed. Sandstone is crushed and crumpled at some places. At some stretches, highly weathered(W4), yellow to brown coloured fine grained sandstone is also observed. Carbonaceous Siltstone/Shale is dark grey, laminated, weak and moderately weathered. Iron staining is observed on sandstone and siltstone beds. Due to intense folding, the rock mass is highly jointed and crushed. Graphitic coaly layers are crushed and are present in thin (<10 cm) shear zones.

Joint Data

There are three joint sets along with the bedding joint. The bedding joint is gentle to moderately dipping towards NW. The attitude of bedding joints/joints shows variation due to

R. Rajan

folding. The strike of the bedding plane is across the penstock alignment. The rock mass condition is highly jointed and crushed at places.

The joint characteristics have been summarised below.

	BJ	J1	J2	J3
STRIKE	N 140°-225°	N 15°-50°	N 130°-185°	N 100°-135°
DIP AMOUNT	10°-75°	55°-85°	35-90	45-55
DIP DIRECTION	N 230°-315°	N 105°-140°	N 40°-80°	N 190°-225°
CONTINUITY	15-20 M	UPTO 4 M	UPTO 4 M	UPTO 3 M
SPACING	1-75 CM	1-50 CM	2-50 CM	2-30 CM
APERTURE	0-5 MM WITH SOFT FILLING	0-2 MM	0-1 MM	0-1 MM
ROUGHNESS, PLANE	SMOOTH, PLANAR	SMOOTH/ SLIGHTLY ROUGH, PLANAR	SMOOTH/ SLIGHTLY ROUGH, PLANAR	SMOOTH/ SLIGHTLY ROUGH, PLANAR

Rock strength

The UCS value of the rock mass has been estimated by "Impact Method". The UCS value of medium strong, coarse grained, moderately jointed, fresh to slightly weathered sandstone is ~100 MPa. The UCS value of moderately weak, Fine grained, moderately jointed, highly weathered sandstone is 25-50 MPa.

The UCS value of moderately weak, laminated, highly jointed carbonaceous siltstone/Shale is 1-25 MPa.

Seepage

Seepage is observed at many stretches along the penstock. Heavy seepage is observed near Anchor Block 5 where a nallah existed across the penstock alignment. Due to heavy seepage, special arrangement has been made to channelize the nallah water across the penstock alignment. Seepage is also observed between Anchor block 6 And 7A.

Shear zone/CCZ

At many stretches along the surface penstock, shear seams/shear zones/CCZ have been observed. Shear seams have been observed all along the surface penstock. The thickness of shear

R. Rajan

seams is less than 10 cm and comprises of clay gouge or black graphitic material. It runs parallel and across to bedding plane. The shear zone comprises of black clay gouge/black graphitic material matrix with rock fragments of sandstone/shale. The thickness of shear zone is more than 10 cm. It is mainly observed from anchor block 4 to anchor block 9. CCZ(crushed and crumpled zone) is also observed from anchor block 4 to anchor block 9. CCZ consists of highly weathered sandstone.

Dental treatment

The excavation for foundation of the surface penstock has been carried out up to sound rock line. After the geological mapping, the stretch containing shear seams/shear zones/CCZ has been excavated to a suitable depth as per dental treatment method. Some stretches near anchor block 5 and 7 have been excavated to 2-2.5 m depth depending on the continuity of the shear zone and seepage.

UNDERGROUND PENSTOCK

The underground boring in the HPT tunnels and vertical shafts have been done very cautiously due to very poor rockmass and seepage. The rockmass encountered in boring of tunnels and shafts is alternate sequence of Sandstone, friable to laminated Carbonaceous Siltstone/Shale of Gondwana supergroup with minor coal layers. The rockmass is fresh to moderately weathered, highly jointed and folded. The pull taken in HPT tunnels varies from 50 cm to 2.00 m. The rockmass encountered in HPT tunnels is of Class IV/V. Moreover, the tunnel has been excavated mainly in heading and benching method. In some stretches, the rock mass is so poor that it needs only scooping with little bit of undercut blasting. RMR value ranges from 10 to 35. Methane gas is also encountered at several locations during tunnel excavation. The vertical shafts has been excavated with 50 cm to 75 cm pull. Due to very poor rock mass class in shafts, it has been supported with steel ribs ISMB 200 and precast laggings followed by backfilling.

Seepage is observed at several stretches in underground tunnels and vertical shafts.

R. Rajan

RAJANISH RANJAN
Sr. Manager (Geology)
KaHEP, Kimi

ANNEXURE - 2 8

No. 2426/E-G-KAMENG/07 Dated, 27.02.2007

From:

E.Balasubramanian,
Director,
Engineering Geology Division
Geological Survey of India,
North Eastern Region,
Shillong-793 011.

To

The Executive Director (Project-III)
North Eastern Electric Power Corpn.Ltd
Tezpur.

Subject: **Geological note for the new layout of Kameng H.E. Project.**

Ref. : Your office letter No. NEEPCO/CM/IC/TEZ/T-304/2006-07/1848, dt 22.1.07.

Sir,

I am herewith enclosing the necessary note sought for with respect to the new layout of Kameng H.E. Project, particularly with respect to powerhouse location and HRT alignment, Arunachal Pradesh, for your perusal and necessary action.

The salient features are briefly stated below:

1. That the new alignment of HRT as well as powerhouse, surge shaft and penstock are located in a relatively better geological environment than the DPR locations.

2. The new location of powerhouse has the same geological set up as the DPR location. However, the new location has enabled the HRT and penstock from passing across the Main Boundary Thrust and a major fault respectively. When these factors are taken into consideration, the new location of powerhouse, obviously, is a better one than the one in DPR layout.

Yours faithfully,
27/2/07
(E.Balasubramanian)
Director,

North Eastern Electric Power Corporation Ltd. नई दिल्ली NEEPCO New Delhi

REGIONAL GEOTECHNICAL EVALUATION OF NEW SITES OF THE PROJECT COMPONENTS OF KAMENG H.E. PROJECT, ARUNACHAL PADESH.

The terrain encompassing the various project components of Kameng H.E. Project is geologically complex and tectonically highly disturbed area, forming part of the lesser Himalayan range and dissected by a number of major thrusts, faults, shears and abundant well developed cross-crossing joint systems.

The rock types occurring in the area belong to the older meta-sedimentaries of Pre-Cambrian age in the northern part, Gondwana sediments in the central part and younger Tertiary sediments of Siwalik Group in the southeastern part, separated by NE-SW trending major thrusts (Plate-I). The tentative geological sequence worked out for the area is as follows:

Siwalik Group : Fine-grained greasy sandstone, grey to chocolate shale with lenses of lignite and variegated/mottled clay and mudstone(?= Tipams + Girujans)

----------THRUST-(Main boundary thrust)----------

Gondwana Group : Quartzitic sandstone, carbonaceous shale/slate with coal bands (?=Damuddas)
Pebble slate, phyllite, conglomerate, quartzites etc.,(?=Talcher)

----------THRUST----------

Pre-Cambrian Group : Chlorite-Sericite-phyllite, quartz-muscovite-sericite schist, Quartzite, streaky gneiss and porpyroblastic granite gneiss.

As per the original project layout, the surge shaft was located within Siwalik Group of rocks. As a consequence, the HRT was to cut across the active Main Boundary Thrust (MBT) contact between Gondwana and Siwalik Groups of rocks. In addition, the penstock was to cross the NW-SE trending fault zone to reach the powerhouse that was proposed on the other side of the fault, within the Gondwana Group of rocks.

It was felt that the above crossings of WCS might pose stability problems. Hence, an alternative alignment of HRT and new locations for power house and surge shaft were suggested by an expert committee constituted by NEEPCO in January, 2000. As per the changed layout, the powerhouse, surge shaft and other structures were shifted by about 2 km downstream, towards SW, away from the thrust contact between Gondwana and Siwalik Groups of rocks and the NW-SE tending fault. These new locations have placed all the structures within the Gondwana Group of rocks only. The new sites were subsequently investigated by GSI and necessary imputs were submitted for designing the structures.

In the new HRT alignment, the length of WCS remains almost same. However, the entire distance from Bichom to Kimi P.H. will be covered by a single HRT with a drop-shaft from Tenga dam in the middle part, whereas in the earlier proposal, there were two segments, i.e., an 8.75km long link tunnel from Bichom to Tenga dam and 5.86km long HRT from Tenga to Kimi P.H.

[P.T.O]

PLATE-

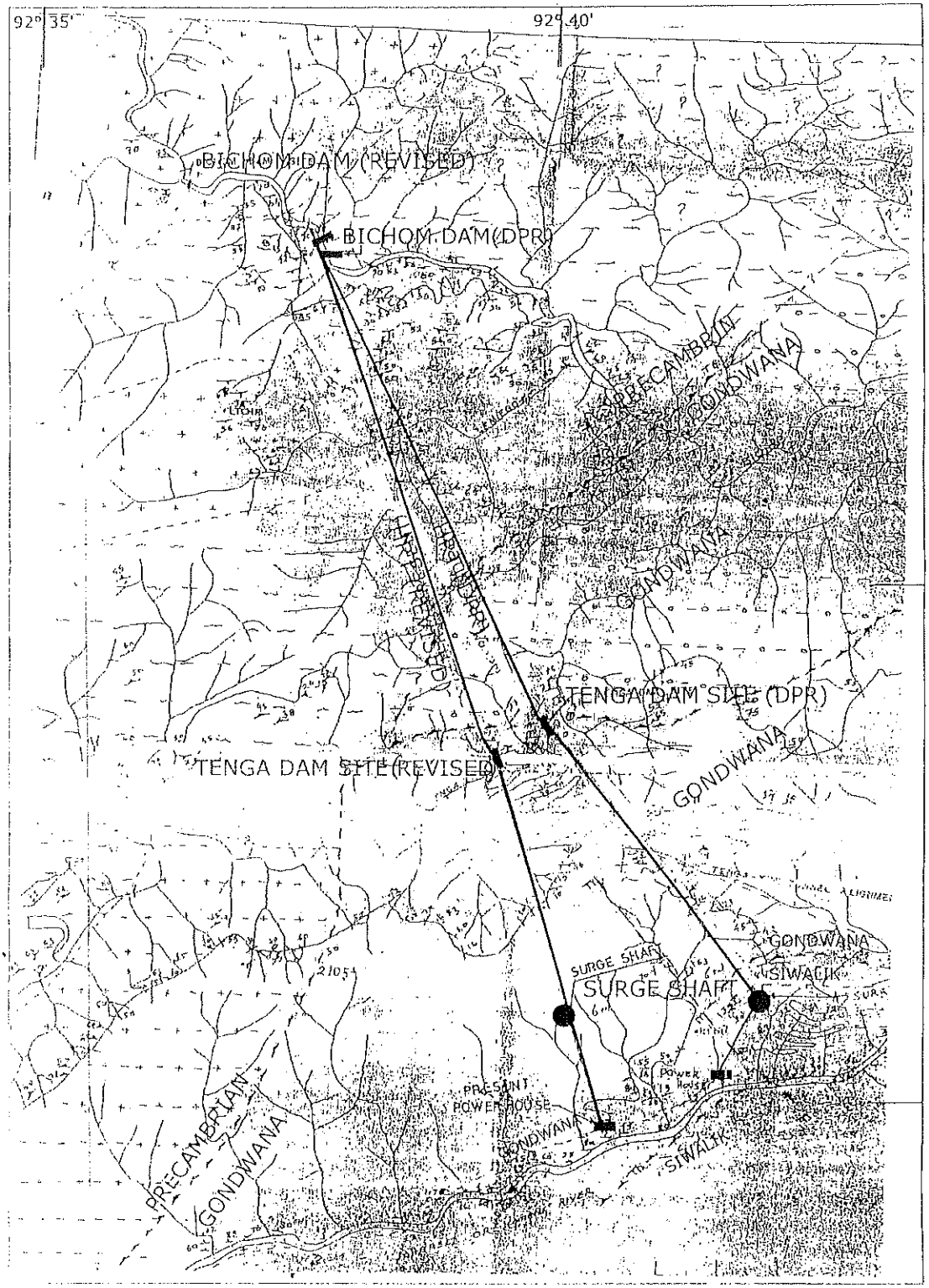

GEOLOGICAL MAP AFTER EARLIER WORKERS

SCALE

Km1 0 1km 2kms

GEOLOGICAL SURVEY OF INDIA
ENGINEERING GEOLOGY DIVISION,
NORTHEASTERN REGION
SHILLONG

KAMENG HYDROELECTRIC PROJECT,
WEST KAMENG DISTRICT, ARUNACHAL PRADESH

REGIONAL GEOLOGICAL MAP OF THE KAMENG H. E. PROJECT AREA

Anjan Bora
Geologist (Jr)

definitely lead to cause unusual stress which ultimately would have led to cracks in welding joints, thus leakage in both the Penstocks. This gets also corroborated with the fact, that huge quantity of cement grouting was done to fill the gaps behind penstock/backfill concrete, after refurbishment of Penstocks. Around 1150 MT (2,30,000 Bags) of cement was injected.

6. DMR, another expert agency in this field, also has brought out and pin pointed in detail, the main cause of failure of both the Penstocks, as surrounding geology leading to charging of pulverized rocks and subsidence. Their entire Report which has all technical details has been vetted by IIT'ians from IIT Kharagpur, who are experts in respective fields.

Conciliation Committee of Independent Experts (CCIE), after seeing all reports and seeing all the facts as enumerated above, in explaining that the main cause of failure of both the Penstocks at a particular zone/reach is the encountered geology & subsidence leading to formation of large pockets behind the Penstocks/backfill concrete. Due to subsidence of underlying rock/pulverized rock/coal bands, concrete around the liners would have dislodged and created large voids.

Conciliation Committee of Independent Experts (CCIE), at the same time take cognizance of the facts elaborated in various committee reports, about deficiencies found in welding works executed by Contractor. This came to light when leakage in Penstocks were found and thereafter it was got emptied, and various tests were conducted on already executed welding joints, where deficiencies were found. Committee also takes the note of the fact, that all these joints were already inspected, radiography/UT tests were conducted while construction work was in progress, and was duly authenticated, signed and accepted by NEEPCO.

Both the parties were informed and explained about the shortcomings found in their Roles & Responsibilities, by Committee. And both were advised to share the responsibility and cost involved in repair & refurbishment of Penstocks, in a good spirit, keeping the facts as mentioned above, and also keeping in mind that Contractor did not run away from the difficult situation and did his best on the directions of

NEEPCO, from time to time, and completed the repair and refurbishment of entire Penstocks afresh. Project is commissioned and earning revenue.

Accordingly, 3rd Meeting on 20.01.2023 was convened at NEEPCO's office in Delhi.

Representatives of M/s Om Metals were called first and was asked to state their share of the total liability of repair & refurbishment of Penstocks. They informed the committee that they are ready to share the cost involved in rectification of faults, found by Global i.e 39 joints and offsets. This works out approximately 1/3rd of total cost of repair as per them.

Subsequently NEEPCO's representatives were called and intimated about the part proposed to be shared by Contractor. Representatives of NEEPCO explained that first inspection got carried out by Global, was based only on visual inspection. Hence that can not be taken as reference point. Later UT/ Radiography was got conducted and many joints previously welded did show shortcomings.

Members of CCIE pointed out to NEEPCO representatives that, all these joints were tested, radiographed/UT tested, and all were duly accepted and signed by NEEPCO's site engineers during execution.

Taking holistic view, and spirit of SOP of CCIE issued by Ministry of Power, which is based on give and take, it was suggested by the committee to share the cost involved in Repair & Refurbishment of Penstocks, equally.

Accordingly, both the parties were advised to get verified the cost of Repair & Refurbishment from Project within 15 days' time. Last day of submission of such jointly verified cost would be by 5th Feb'2023 and imitated to CCIE.

During the discussion it was pointed out by NEEPCO that they have made certain payments to 3rd parties directly on behalf of Contractor. Also, the cost involved in agency like DMR which was utilized for investigation, framing procedure and specifications for repair. Any cost which was agreed mutually and minuted/recorded shall be accounted for. All this cost shall be bonafide and shall be accepted as Expense towards

repair. However, cost towards hiring an agency (TPI) agency to help NEEPCO for carrying out inspections shall not be accounted for towards expense of repair. While, cost incurred on cement grouting or chemical grouting done to have moisture free atmosphere required for proper workmanship in welding shall not be included as cost towards repair.

Above, is subject to approval of Competent authority of NEEPCO.

(N. B. Gupta) Member, CCIE-II	20.01.2023 (Dhirendra Veer Singh) Member, CCIE-II	(Rashmi Verma) Member, CCIE-II

20/1/23

(OM Metals)
VIKAS KOTHARI
MANAGING DIRECTOR

20/01/2023
H.C. Jain

(NEEPCO)

20/01/2023
(RM SONOWAL) ED

20/01/2023.
(A. CHOUDHURY) ED.

20/1/2023
(N. Bhuyan) HOP.

20/01/2023
(H. Choudhury, DGM(C))

20/01/2023
(K. Sarma), DGM (C)

20/01/2023
(S.K. Jha), DGM(C)

APPENDIX-8.1 & 8.2.

DISMANTLING OF MIV & COMMISSIONING OF GENERATING UNITS

नॉर्थ ईस्टर्न इलेक्ट्रिक पावर कॉरपोरेशन लि.
(भारत सरकार का उपक्रम)

NORTH EASTERN ELECTRIC POWER CORPORATION LTD.
(A Govt. of India Enterprise)
OFFICE OF THE IN-CHARGE EMG
KAMENG HYDRO ELECTRIC PROJECT
KIMI, WEST KAMENG, ARUNACHAL PRADESH
PIN- 790 114, Ph. 03787- 273 562, email: EMGkahep@rediffmail.com CIN: U40101ML 1976GOI001658

NEEPCO/KaHEP/KPC/EMG/PH/F-90/Vol-I/ Date:

To,

M/s Bharat Heavy Electricals Ltd.,
Power Sector –Eastern Region
Block – DJ, Plot no. 9/1, Sector -2,
Salt Lake, Kolkata- 700 091.

Attn. Sh. A. K. Sen, AGM- HBG (amitavak.sen@bhel.in)

SUB.: 4 X 150 MW Kameng HEP- Package- V Works:_Dismantling & re-erection, testing, commissioning of MIV Out let pipes of Unit-I & III.

Ref.:
1. Agreement No. ED(C&P)/ KaHEP/Package-V/01 & 02.
2. Supplementary Agreement No. NEEPCO/ ED(C&P)/ KaHEP/Package-V/ Supplementary/01&02. Dtd. 22.05.2013.
3. Supplementary Agreement No. NEEPCO/ED(C&P)/ QP-1067/KaHEP/ PENSTOCK Valve/01&02. Dtd. 25.03.2010.
2. e-mail dtd. 28.03.18 from EIC, P-V to Sh. T. Ori, Construction Manager, BHEL, Kimi.
3. e-mail dtd. 30.03.18 from Sh. T. Ori, Construction Manager, BHEL, Kimi to EIC, Package-V.
4. e-mail dtd. 25.04.18 from Sh. T. Ori, Construction Manager, BHEL, Kimi
5. BHEL-PSER Letter No.BHEL/PS-ER/HBG/Kameng/ K-1076 dtd. 18.08.18.
6. T.O. No.NEEPCO/ KaHEP/KPC/EMG/PH/F-57/ 844 – 846 dtd. 25.08.18.
7. MoM dtd. 28.08.18 between NEEPCO and BHEL at KaHEP.

Sir,

With reference to the above, we are pleased to place this change order for work of Dismantling & re-installation, testing & commissioning of MIV Out let pipes of Unit-I & III to facilitate penstock restoration work as per scope, terms and conditions and prices mentioned hereunder.

1. Scope:

Dismantling of MIV Out let pipes of Unit-I & III along with all accessories, sub-systems, valves, instruments etc. as required and re-installation of the same, testing and commissioning of the said MIVs including supply of all consumables, gaskets, O-rings as required.

The scope shall include shifting of the dismantled components to Service Bay or stores as required and safe storing, shifting back to the site of erection for re-installation.

2. Prices:

The total price towards the entire scope of works shall be ₹ **50.00 Lakhs** (Rupees Fifty Lakh) only.

3. Price Basis and Taxes & Duties:

All prices are FIRM till completion of works and inclusive of BHEL's supervision charges. Prices are exclusive of all applicable taxes & duties.

4. Completion Time:

i. Dismantling had been already undertaken by BHEL as per request of NEEPCO.

ii. The re-installation & commissioning shall be undertaken immediately when clearance is given by NEEPCO.

5. Payment Terms:

i. 50% of contract price alongwith applicable taxes and duties thereof shall be payable on completion of the dismantling work.

ii.Balance 50% shall be paid alongwith applicable taxes and duties thereof on re-installation & commissioning.

All other terms & Conditions shall be as per the main Package-V contracts except to the extent mentioned in this order.

You are requested to please convey your acceptance of this Work order.

Thanking you

Yours faithfully,

DGM (E/M)
EIC, Package-V

Memo No. NEEPCO/KaHEP/KPC/EMG/PH/F-90/ Vol-I

Date:

Copy to:

1. **Sh. T. Ori, Construction Manager, M/s BHEL**, Kimi site, Kameng HEP, Kimi: for information and necessary action please.

DGM (E/M)
EIC, Package-V

N.I.O.

Memo No. No. NEEPCO/KaHEP/KPC/EMG/PH/F-90 / Vol-I/ 939-45 Date: 19/09/18

1. The Ex. Director (CPM), NEEPCO, Lower New Colony, Shillong- 03. for kind information please.
2. The Ex. Director-Projects (Hydro), NEEPCO, Guwahati, for kind information please. This has reference to approval conveyed vide U.O. No. 560 dtd. 07.09.2018.
3. The Ex. Director- D&E, NEEPCO, Guwahati, for kind information please. This has reference to technical approval under U.O. No. 495 dtd. 07.09.2018.
4. The Head of Project, EMG, KaHEP, NEEPCO, Kimi, for Kind information please.
5. The Head of Project, KaHEP, NEEPCO, Kimi, for Kind information please. This has reference to U.O. No. 4236 dtd. 18.09.2018.
6. The Senior Manager (F), NEEPCO, Kimi. For information please. Copy of the approval is enclosed.
7. The Manager (Vigilance), KaHEP, NEEPCO, Kimi. For information please.

19/9/2018

DGM (E/M)
EIC, Package-V

नॉर्थ ईस्टर्न इलेक्ट्रिक पावर कॉर्पोरेशन लि.
(भारत सरकार का उद्यम)
NORTH EASTERN ELECTRIC POWER CORPORATION LTD.
(A GOVT. OF INDIA ENTERPRISE)
ISO 9001 ,14001 & 45001

No. NEEPCO/D (T)/KaHEP-7/2020-21/467 Dated: 18-02-2021

To,

The Joint Secretary (Hydro)
Ministry of Power, Govt. of India,
Shram Shakti Bhawan,
Rafi Marg, New Delhi-110001
Email: tanmay.kumar-rj@gov.in

Sub: Commissioning and COD of 600 MW Kameng HE Project, Arunachal Pradesh.

Sir,

With great pleasure I would like to inform you that all the four units of 150 MW each of 4 x 150 MW Kameng HE Project in Arunachal Pradesh have been commissioned and commercial operation date (COD) has started after running the generating units for a continuous period of 12 hours in compliance to Clause 6.3 A.2 and 6.3 A.3 of the Central Electricity Regulatory Commission (India Electricity Grid Code) (Fourth Amendment), Regulation 2016. The date of commissioning and COD for each unit are as indicated below.

Sl No	Units	Commissioning (12 Hours Trial Run at Full Load)	COD
1	Unit-1	13-06-2020	17-06-2020 (00.00 hrs)
2	Unit-2	29-06-2020	01-07-2020 (00.00 hrs)
3	Unit-3	20-01-2021	22-01-2021(00.00 hrs)
4	Unit-4	10-02-2021	12-02-2021(00:00 hrs)

This is for your kind information please.

Thanking you,

Yours faithfully,

(H.K. Deka)
Director (Technical)

Memo. No. NEEPCO/D (T)/KaHEP-7/2020-21/468 Dated: 18-02-2021

Copy to:

1. The Chairperson, Central Electricity Authority (CEA), Ministry of Power, Sewa Bhawan, R.K. Puram, New Delhi -110066- for kind information.

(H.K. Deka)
Director (Technical)

पंजीकृत कार्यालयः ब्रुकलैंड कम्पाउंड, लोअर न्यू कॉलोनी, शिलांग-793003
REGISTERED OFFICE: BROOKLAND COMPOUND, LOWER NEW COLONY, SHILLONG-793003
ईपीबीएक्स /EPABX : (0364) 2308360 ❑ EMAIL: DTOFFICE@NEEPCO.CO.IN/DTOFFICE@GMAIL.COM फैक्स /FAX : (0364) 2228520
CIN - U40101ML1976GOI001658

ANNEXURE - VII

KA STATE BANK JONG KA INDIA
भारतीय स्टेट बैंक
STATE BANK OF INDIA

That : Shillong, M.G. Road, Shillong-793001
East Khasi Hills Dist. Meghalaya
शिलांग शाखा, एम जी रोड, शिलांग -793001
पूर्व खासी हिल्स, मेघालय
Shillong Branch, M.G. Road, Shillong - 793001,
East Khasi Hills Dist., Meghalaya

Telephone : 0364-2228899, 2223610, 2224772	Fax : 0364-2223520 25008833	I.P. : 002600	Email : sa.00181@sbi.co.in

Ref. No. :

Date :

NO: RMME/SHG/17-18/16

Date: 26/05/2017

The Director,
M/s North Eastern Electric Power Corporation Limited,
Brookland Compound, Lower New Colony,
Shillong, Meghalaya-793003.

Dear Sir,

ADVANCES: C & I
M/s North Eastern Electric Power Corporation Limited (NEEPCO)
SANCTION OF CREDIT FACILITIES.

With reference to your application dated 09/02/2017 for Bank finance and subsequent clarifications received from you, we have the pleasure in advising you that the following credit facilities have been sanctioned in your favour, subject to the terms and conditions specified in the Annexure(s) hereto along with those contained in the loan security documents/deeds to be executed by you to the advance:-

Sanction for:

(i)	Short Term Loan (STL-3) of Rs. 200.00 Cr repayable in 12 months.

Approval for:

(i) Competitive pricing of Short Term Loan (STL-III) limit at 0.00 % above MCLR-1Y, present effective rate being 8.00 % p.a. with monthly rests against applicable pricing of 0.35% above MCLR-1Y i.e. 8.35 % p.a. for AA rated borrower
(ii) 100% concession in upfront fee on Short Term Loan.

The loan has been sanctioned subject to the following condition(s):

Short Term Loan will be disbursed only after obtaining ECR covering Bank's entire exposure and the same is maintained at AA or better.

[redacted]

E Pyrbot

2. The above limit is as per terms and conditions set out in Annexure A-C including security and pricing in addition to the other terms and conditions enumerated below :-

i. The Short Term Loan facilities sanctioned to the Company is to be utilized for meeting the funds mismatch in the capital expenditure for various ongoing projects.

ii. The Bank will also levy a charge of Rs. 10,000/- per month in case of delay in submission of Audited Balance Sheet of the company and associate/group concerns more than 9 months from the date of financial closure i.e. 31st March of each financial year.

iii. The Company should not induct a person who is a Director on the Board of a company whose name appears in the willful defaulters' list of RBI/CIBIL (other than as a nominee/honorary/professional director). In case such a person is found to be on the Board of the Company, it would take expeditious and effective steps for removal of the person from its Board.

iv. The Bank reserves the right to cancel the limits (either fully or partially) unconditionally without prior notice.

(a) In case the limits/ part of the limits are not utilized and/or
(b) In case of deterioration in the loan accounts in any manner whatsoever, and/or
(c) In case of noncompliance of terms and conditions of sanction

v. Registration of charges: Charges created in favour of the Bank will be registered with the Registrar of companies within 30 days from the date of creation.

vi. The Company shall monitor the project schedule, avoid cost over-run, achieve targeted installation standard, ensure dynamic risk management for best utilization and avoid loss due to accidents.

vii. The bank's credit facilities will also be governed by the Bank's standard covenants attached hereto (Annexure-B).

3. Please arrange to complete all the formalities of documentation, including that of creation/extension of mortgage, and also arrange to fulfill the pre-disbursal conditions/stipulations at an early date to enable us to release the facilities.

4. Please note that in the event of violation/deviation from the laid down terms and conditions, the Bank may, at its discretion:

- withdraw Drawing Power in the A/c
- freeze operation in the A/c
- apply penal interest in the A/c
- call up the advance

5. We request you to please return the duplicate copy of this letter and Annexures duly signed by the authorised signatory of the Company in token of their having accepted the terms and conditions of sanction within 30 days from the date of this letter. Bank reserves the right to review the terms of sanction in case of delay in accepting the sanction letter. Please also arrange to pass suitable Board Resolution in this regard and arrange to call on us for executing the necessary security documents along with certified copy of the Resolution for our record.

Yours faithfully,

Assistant General Manager
Shillong Br - 0181

ACKNOWLEDGEMENT

I / We acknowledge receipt of the credit sanction intimation and also hereby confirm that the terms and conditions are acceptable to me/us. I/We undertake to furnish all necessary particulars required by the Bank as and when called for.

Date: 26th May 2017
Place: Shillong

Signature of the borrower

Chairman & Managing Director

TERMS & CONDITIONS ANNEXURE-A

Circle / SBU: North East	Branch: Shillong
Company: North Eastern Electric Power Corporation Limited (NEEPCO)	

1. **Limit:** (i) Short Term Loan of Rs. 200.00 Cr (Rupees two hundred crore only)

Existing other facilities: (i) FBWC limits Rs. 150.00 Cr (Rs. One Hundred Fifty Crore Only).
(ii) NFBWC sub-limit of Rs. 150.00 Cr within the overall FBWC limits of Rs. 150.00 Cr.
(iii) 100% interchangeability between LC & BG sub-limit.
(iv) Short Term Loan (STL-1) of Rs. 300.00 Cr.
(v) Short Term Loan (STL-2) of Rs. 200.00 Cr
(v) Secured Foreign Currency Term Loan of USD 100 Mio.

2. SECURITY:

i. Primary:

Facility	Details of Security	Type of charge
Working Capital & Short Term Loans	Hypothecation of book debts and all other current assets of the company both present and future.	First/Pari-Passu charge, wherever applicable.
BG	Counter guarantee and 10% margin money for Bank Guarantee	First Charge
LC	Charge over the goods to be purchased out of LC and 10% margin money for Letter of Credit.	First Charge
TL (investment Bonds)	Hypothecation of assets of specific project	First/Paru-Passu charge wherever applicable

ii. Collateral: Nil
iii. Person / Corporate Guarantees: Nil

3. DOCUMENTATION: Security documents, on standard format of the Bank will have to be executed by the Corporation. The security documents will be obtained to cover the overall limit. The documents will be executed for the entire limits sanctioned to the Corporation.

B. ECGC Cover: Not applicable

C. Margins (For each facility as applicable):

Cash Credit:	Existing	Proposed
Receivables (Cover 180 days)	40%	40%
LC/BG*	10%	10%

* Cash Margin

D. Insurance: Since FBWC limit is proposed against book debts only, no insurance cover is stipulated for WC limits.

E. Inspection: Monthly.

EBybot

F. Rate of Interest:

ITEM	Proposed rate
STL-3	Improved pricing at 0.00 % above MCLR-1Y present effective rate being 8.00 % p.a. with monthly rest.

* MCLR is subject to change from time to time as per Bank's discretion. Interest rate is directly linked to the Credit Risk Assessment / External Credit Rating of the Company.
** Interest rate to be reset annually.

G. Processing Fee: Waived.

H. Disbursement:

Facility	Months	DEBITS
STL-3		Rs. 200.00 crore

I. Repayment Schedule:

Facility	Repayment Schedule
Short Term loan (STL-3)	To be repaid within 12 (twelve) months from date of first drawal of the loan.

Interest: Interest to be paid as and when applied.

J. Stock Statement: Monthly.

k. Other Charges:

	Proposed Rate*
Commitment charges	Waiver accorded by appropriate authority

*excluding service charge

भारतीय गैर न्यायिक

एक सौ रुपये

Rs. 100

ONE HUNDRED RUPEES

रु. 100

सत्यमेव जयते

भारत INDIA

INDIA NON JUDICIAL

084032

मेघालय MEGHALAYA

FORM C.5

LETTER REGARDING THE GRANT OF INDIVIDUAL LIMITS WITHIN THE OVERALL LIMIT

(To be stamped as an Agreement)

Dated: 26th May 2017

Dear Sirs,

In pursuance of Clauses 5 and 6 of the Agreement of Loan dated the 26th day of May 2017 and Clause 3 of the Agreement of Hypothecation dated the 26th May 2017 and Clause 3 of the Agreement of pledge dated the – day of – 2017 executed for the overall limit of **Rs. 850.00 Crores (Rupees eight hundred fifty crore only)** we are pleased to advise you that within the overall or aggregate limit we have decided to grant to you the following individual limits at the rates of interest mentioned there against

For STATE BANK OF INDIA

Assistant General Manager
Shillong Br - 0181

E Rybat

KA STATE BANK JONG KA INDIA
भारतीय स्टेट बैंक
STATE BANK OF INDIA

Tnat : Shillong, M.G. Road, Shillong-793001
East Khasi Hills Dist. Meghalaya
शिलांग शाखा, एम जी रोड, शिलांग –793001
पूर्व खासी हिल्स, मेघालय
Shillong Branch, M.G. Road, Shillong - 793001,
East Khasi Hills Dist., Meghalaya

Telephone : 0364-2228899, 2223610, 2224772	Fax : 0364-2223520 25008833	I. P. : 602506	Email : sa.00181@sbi.co.in

Ref. No. : Date :

NO: RMME/SHG/16-17/47 Date: 09/12/2016

The Director,
M/s North Eastern Electric Power Corporation Limited,
Brookland Compound, Lower New Colony,
Shillong, Meghalaya-793003.

Dear Sir,

ADVANCES: C & I
M/s North Eastern Electric Power Corporation Limited (NEEPCO)
SANCTION OF CREDIT FACILITIES.

With reference to your application dated 15/09/2016 for Bank finance and subsequent clarifications received from you, we have the pleasure in advising you that the following credit facilities have been sanctioned in your favour, subject to the terms and conditions specified in the Annexure(s) hereto along with those contained in the loan security documents/deeds to be executed by you to the advance:-

Sanction for:

(i)	Short Term Loan (pre approved line of credit) of Rs. 200.00 Cr repayable in 6 months.
(ii)	Renewal of FBWC limit of Rs. 150.00 Cr at existing level.
(iii)	Renewal of NFBWC sub limit of Rs. 150.00 Cr at existing level within the overall FBWC limit of Rs. 150.00 Cr.

Approval for:

(i) Competitive pricing of FBWC limits at 0.15% above MCLR-1Y, present effective rate being 9.05% p.a. with monthly rests against applicable pricing of 0.35% above MCLR-1Y i.e. 9.25% p.a. for AA rated borrower and existing pricing of 0.00% above Base Rate i.e. 9.30% p.a.
(ii) Competitive pricing of Short Term Loan limits of Rs. 300.00 crore at 0.15% above MCLR-1Y, present effective rate being 9.05% p.a. with monthly rests against applicable pricing of 0.35% above MCLR-1Y i.e. 9.25% p.a. for AA rated borrower and existing pricing of 0.00% above Base Rate i.e. 9.30% p.a.
(iii) Competitive pricing of Short Term Loan limits of Rs. 200.00 crore at 0.15% above MCLR-1Y, present effective rate being 9.05% p.a. with monthly rests against applicable pricing of 0.35% above MCLR-6M i.e. 9.20% p.a. for AA rated borrower.

E Rybot

TERMS & CONDITIONS ANNEXURE-A

Circle / SBU: North East	Branch: Shillong
Company: North Eastern Electric Power Corporation Limited (NEEPCO)	

1. Limit: (i) Short Term Loan of Rs. 200.00 Cr (Rupees two hundred crore only)

Existing other facilities: (i) FBWC limits Rs. 150.00 Cr (Rs. One Hundred Fifty Crore Only).
(ii) NFBWC sub-limit of Rs. 150.00 Cr within the overall FBWC limits of Rs. 150.00 Cr.
(iii) 100% interchangeability between LC & BG sub-limit.
(iv) Short Term Loan of Rs. 300.00 Cr.
(v) Secured Foreign Currency Term Loan of USD 100 Mlo.

2. SECURITY:

i. Primary:

Facility	Details of Security	Type of charge
Working Capital & Short Term Loans	Hypothecation of book debts and all other current assets of the company both present and future.	First/Pari-Passu charge, wherever applicable.
BG	Counter guarantee and 10% margin money for Bank Guarantee	First Charge
LC	Charge over the goods to be purchased out of LC and 10% margin money for Letter of Credit.	First Charge
TL (Investment Bonds)	Hypothecation of assets of specific project	First/Paru-Passu charge wherever applicable

ii. Collateral: Nil
iii. Person / Corporate Guarantees: Nil

3. DOCUMENTATION: Security documents, on standard format of the Bank will have to be executed by the Corporation. The security documents will be obtained to cover the overall limit. The documents will be executed for the entire limits sanctioned to the Corporation.

B. ECGC Cover: Not applicable

C. Margins (For each facility as applicable):

Cash Credit:	Existing	Proposed
Receivables (Cover 180 days)	40%	40%
LC/BG*	10%	10%

* Cash Margin

D. Insurance: Since FBWC limit is proposed against book debts only, no insurance cover is stipulated for WC limits.

E. Inspection: Monthly.

F. Rate of Interest:

ITEM	Proposed rate
FBWC (CC)	Improved pricing at 0.15% above MCLR-1Y present effective rate being 9.05% p.a, with monthly rest.
STL	Improved pricing at 0.15% above MCLR-1Y present effective rate being 9.05% p.a. with monthly rest.

(iv) 93.75% concession in processing charges on Working Capital limits and Short Term Loan (STL) against card rates i.e. to recover Rs. 0.01 Cr against applicable charges of Rs. 0.16 Cr.
(v) Continuation of waiver of commitment charges.
(vi) Waiver facility fee.
(vii) Continuation of all inclusive concessional pricing for Inland LC at 0.750% for LC above Rs 10.00 Cr, 0.90% for LC above Rs. 5.00 Cr up to Rs. 10.00 Cr & 1.00% p.a. for LC up to Rs. 5.00 Cr plus applicable service tax i.e. extending a concession of 50% on card rate.
(viii) Continuation of all inclusive concessional pricing for Inland BG at 0.80% for BG above Rs. 10.00 Cr, 0.90% for BG above Rs. 5.00 Cr up to Rs. 10.00 Cr & 1.10% p.a. for BG up to Rs. 5.00 Cr plus applicable service tax i.e. extending a concession of 50% on card rate.
(ix) Continuation of 100% interchangeability between LC & BG sub-limit.
(x) Continuation of waiver of Stock Audit.
(xi) Continuation of obtention of quarterly balance sheet in lieu of FFRs.
(xii) Waiver of personal guarantee of directors.
(xiii) Review of existing Short Term Loan of Rs. 300.00 Cr.
(xiv) Revision in repayment terms of existing Short Term Loan of Rs. 300.00 Cr.

2. The above limit is as per terms and conditions set out in Annexure A-C including security and pricing in addition to the other terms and conditions enumerated below :-

i. The Short Term Loan facilities sanctioned to the Company is to be utilized for meeting the funds mis-match in the capital expenditure for various ongoing projects.

ii. The Bank will also levy a charge of Rs. 10,000/- per month in case of delay in submission of Audited Balance Sheet of the company and associate/group concerns more than 9 months from the date of financial closure i.e. 31st March of each financial year.

iii. The Company should not induct a person who is a Director on the Board of a company whose name appears in the willful defaulters' list of RBI/CIBIL (other than as a nominee/honorary/professional director). In case such a person is found to be on the Board of the Company, it would take expeditious and effective steps for removal of the person from its Board.

iv. The Bank reserves the right to cancel the limits (either fully or partially) unconditionally without prior notice.

(a) In case the limits/ part of the limits are not utilized and/or
(b) In case of deterioration in the loan accounts in any manner whatsoever, and/or
(c) In case of non-compliance of terms and conditions of sanction

v. Registration of charges: Charges created in favour of the Bank will be registered with the Registrar of companies within 30 days from the date of creation.

vi. The Company shall monitor the project schedule, avoid cost over-run, achieve targeted installation standard, ensure dynamic risk management for best utilisation and

avoid loss due to accidents.

vii. The bank's credit facilities will also be governed by the Bank's standard covenants attached hereto (Annexure-B).

3. Please arrange to complete all the formalities of documentation, including that of creation/extension of mortgage, and also arrange to fulfill the pre-disbursal conditions/stipulations at an early date to enable us to release the facilities.

4. Please note that in the event of violation/deviation from the laid down terms and conditions, the Bank may, at its discretion:

- withdraw Drawing Power in the A/c
- freeze operation in the A/c
- apply penal interest in the A/c
- call up the advance

5. We request you to please return the duplicate copy of this letter and Annexures duly signed by the authorised signatory of the Company in token of their having accepted the terms and conditions of sanction within 30 days from the date of this letter. Bank reserves the right to review the terms of sanction in case of delay in accepting the sanction letter. Please also arrange to pass suitable Board Resolution in this regard and arrange to call on us for executing the necessary security documents along with certified copy of the Resolution for our record.

Yours faithfully

For STATE BANK OF INDIA

Relationship Manager (ME)
Assistant General Manager
Shillong Br - 0181

ACKNOWLEDGEMENT

I / We acknowledge receipt of the credit sanction intimation and also hereby confirm that the terms and conditions are acceptable to me/us. I/We undertake to furnish all necessary particulars required by the Bank as and when called for.

Date: 09/12/2016
Place: Shillong

Signature of the borrower

अध्यक्ष एवं प्रबंध निदेशक
Chairman & Managing Director
नीपको लि., शिलांग-793003
NEEPCO. Ltd. Shillong-793003

* MCLR is subject to change from time to time as per Bank's discretion. Interest rate is directly linked to the Credit Risk Assessment / External Credit Rating of the Company.
** Interest rate to be reset annually.

G. Processing Fee: Concessional processing fee of Rs. 0.01 Cr.

H. Disbursement:

Facility	Months	DEBITS
STL		Rs. 200.00 crore

I. Repayment Schedule:

Facility	Repayment Schedule
FBWC (CC)	On Demand, valid for 12 months from date of renewal.
Short Term Loan- 1 (Revised)	(i) Rs. 0.25 Cr- since paid. (ii) Rs. 100.00 Cr- on or before 26/01/2017. (iii) Rs. 100.00 Cr- on or before 26/04/2017. (iv) Rs. 99.75 Cr- on or before 26/07/2017.
Short Term loan- 2	To be repaid within six months from date of first drawal of the loan.

Interest: Interest to be paid as and when applied.

J. Stock Statement: Monthly.

k. Other Charges:

	Proposed Rate*
Commitment charges	Waiver accorded by appropriate authority
LC	Opening charges • LC upto Rs. 5 cores – 1.00% p.a • Above Rs. 5 crore to Rs.10 crores – 0.90% • Above Rs. 10 crores – 0.75%
BG	Inland BGs, Performance guarantees as well as financial guarantees • Upto Rs. 5 crore: 1.10% p.a. • Above Rs. 5 cr. and upto Rs. 10 cr.: 0.95% Above Rs. 10 cr: 0.80% p.a

*excluding service charge

सौ रुपये Rs. 100 ONE HUNDRED RUPEES

₹. 100

सत्यमेव जयते

भारत INDIA

INDIA NON JUDICIAL

मेघालय MEGHALAYA 076633

AGREEMENT OF SHORT TERM LOAN CUM HYPOTHECATION

MEMORENDUM OF AGREEMENT made the 09th **day of December, 2016** between NORTH EASTERN ELECTRIC POWER CORPORATION, a corporation within the meaning of the Companies Act, 1956 and having its Corporate Office at Brookland Compound, Lower New Colony, Shillong (hereinafter referred to as "the Borrower" which expression shall unless repugnant to the context or meaning thereof be deemed as to include its successors and permitted assigns) of the one part.

And STATE BANK OF INDIA, a corporation constituted under the State Bank of India Act.1955, and having its Corporate Centre at State Bank Bhavan, Madam Cama Road, Mumbai and amongst other places a branch named, Shillong (Main) Branch, MG Road, Shillong -793001 (hereinafter referred to as " the Bank" which expression shall unless repugnant to the context or meaning thereof be deemed to include its successors and assigns of the other part.

अध्यक्ष एवं प्रबंध निदेशक
Chairman & Managing Director
नेपको लि. शिलांग-793003

KA STATE BANK JONG KA INDIA
भारतीय स्टेट बैंक
STATE BANK OF INDIA

Tnat : Shillong, M.G. Road, Shillong-793001
East Khasi Hills Dist. Meghalaya
शिलांग शाखा, एम जी रोड, शिलांग -793001
पूर्व खासी हिल्स, मेघालया
Shillong Branch, M.G. Road, Shillong - 793001,
East Khasi Hills Dist,, Meghalaya

Telephone : 0364-2228899, 2223610, 2224772	Fax : 0364-2223520 25008833	I. P. : 602506	Email : sa.00181@sbi.co.in

Ref. No. :

Date :

RMME/SHG/
21.02.2016

M/s North Eastern Electric Power Corporation Limited,
Brookland Compound, Lower New Colony,
Shillong, Meghalaya-793003.

Dear Sirs,

ADVANCES: C & I
M/s North Eastern Electric Power Corporation Limited (NEEPCO)
SANCTION OF CREDIT FACILITIES.

With reference to above mentioned subject we have the pleasure in advising you that a Short Term Loan of Rs.300.00 crores (Rupees three hundred crores) has been sanctioned to you, subject to the terms and conditions specified in the Annexure enclosed in addition to the other terms and conditions enumerated below :-

i. The Short Term Loan facilities sanctioned to the Company is to be utilized for meeting the funds mis-match in the capital expenditure for various ongoing projects.

ii. The Bank reserves the right to cancel the limits (either fully or partially) unconditionally without prior notice.

(a) In case the limits/ part of the limits are not utilized and/or
(b) In case of deterioration in the loan accounts in any manner whatsoever, and/or
(c) In case of non-compliance of terms and conditions of sanction

iii. Charges created in favour of the Bank is to be registered with the Registrar of companies within 30 days from the date of creation.

iv. The bank's credit facilities will also be governed by the Bank's standard covenants applicable to such advances.

2 The Short Term Loan will be disbursed only after completion of documentation and other ormalities.

निदेशक (वि.)
Director (Finance)
नीपको लि., शिलांग-793003
NEEPCO. Ltd., Shillong-793003

3. We request you to return the duplicate copy of this letter and Annexure duly signed by the authorised signatory of the corporation as a token of having accepted the terms and conditions of sanction . Bank reserves the right to review the terms of sanction in case of delay in accepting the sanction letter. Please also arrange to pass suitable Board Resolution in this regard and arrange to call on us for executing the necessary security documents along with certified copy of the Resolution for our record.

Yours faithfully

Relationship Manager (ME)

The common seal of North Eastern Electric Power Corporation Ltd. was hereunto affixed pursuant to a resolution of the board of directors of the said corporation passed in that behalf on the 26Th day of April, 2016 and in the presence of A. G. West Kharkongor, Director (Finance).

निदेशक (वित्त) 04/16
Director (Finance)
नीपको लि., शिलांग-793003
NEEPCO. Ltd., Shillong-793003

TERMS & CONDITIONS ANNEXURE

Circle / SBU: North East	Branch: Shillong
Company: North Eastern Electric Power Corporation Limited (NEEPCO)	

. Limit: (i) Short Term Loan (Pre-approved line of credit) of Rs.300.00 Cr (Rs. Three hundred rore only)

. SECURITY:

Primary:

Details of Security	Type of charge
Hypothecation of book debts and all other current assets of the company both present and future.	First / Pari-Passu charge, wherever applicable.

. Collateral: Nil

. Person / Corporate Guarantees: Nil

. DOCUMENTATION: Security documents, on standard format of the Bank will have to be executed by the Corporation.

. Rate of Interest: At Base rate present of th3 Bank and present effective rate is 9.30% p.a. ubject to change from time to time at the discretion of the Bank.

. Processing Fee: Concessional processing fee of Rs0.01 cr. against the applicable rocessing fee of Rs.0.18 crore (maximum chargeable).

Repayment Schedule:

Facility	Repayment Schedule
Short Term loan	To be repaid in four equal quarterly instalment from date of first drawal of the loan.

Other Charges:

	Proposed Rate*
Commitment charges	Waiver accorded by appropriate authority

Other Critical Covenants:

)	Company to submit an undertaking that there is no default in interest / instalment payments under any of the loans outstanding in the name of the company..
)	The Bank will have the right to examine at all times the Corporations books of accounts and to have the unit inspected from time to time by officer(s) of the Bank and/or qualified auditors and/or technical experts and/or management consultants of the Banks choice; cost of such inspections shall be borne by the Company

01/04/16

निदेशक (वित्त)
Director (Finance)
नीपको लि., शिलांग-793003
NEEPCO. Ltd., Shillong-793003

भारतीय गैर न्यायिक

एक सौ रुपये Rs. 100

रु. 100 ONE HUNDRED RUPEES

सत्यमेव जयते

भारत INDIA

INDIA NON JUDICIAL

मेघालय MEGHALAYA 062847

AGREEMENT OF HYPOTHECATION OF GOODS AND ASSETS

MEMORANDUM OF AGREEMENT made the 24 day of June 2016 between

NORTH EASTERN ELECTRIC POWER CORPORATION, a corporation within the meaning of the Companies Act, 1956, and having its corporate office at **Brookland Compound, Lower New Colony, Shillong** at present carrying on the business of **generation of electric power** (hereinafter referred to as "the Borrower" which expression shall unless repugnant to the context or meaning thereof be deemed to include its successors and permitted assigns) of the One Part.

And STATE BANK OF INDIA, a corporation constituted under the State Bank of India Act, 1955, and one of its Local Head Offices at Guwahati and amongst other places a branch named, Shillong (Main) Branch, MG Road, Shillong -793001 (hereinafter referred to as "the Bank" which expression shall unless repugnant to the context or meaning thereof be deemed to include its successors and assigns) of the Other Part.

WHEREAS in terms of the Agreement of Loan executed by the Borrower on the 24th day of June, 2016 (hereinafter referred to as "the said Agreement of Loan") the Bank has agreed to finance the business of the Borrower by granting all or some or any of the credit facilities by way of Short Term Loan and such other facilities as may be agreed upon from time to time between the Bank and the

For State Bank of India
सहायक महाप्रबंधक
Assistant General Manager

निदेशक (वित्त)
Director (Finance)
नीपको लि., शिलांग-793008
NEEPCO. Ltd., Shillong-793008

भारतीय स्टेट बैंक
State Bank of India

RMME, Shillong Sales Hub
State Bank of India
Shillong Branch
M.G. Road, Shillong-793001

Tel:0364-2228899 Fax-0364-2223520: Email: jugi.doley@sbi.co.in

To
The Director (Finance)
North Eastern Electric Power Corporation
Brookland Compound, Lower New Colony
Shillong.

RMME/SHG/166
15.10.2013

Dear Sir,
SANCTION OF SHORT TERM LOAN
FOR RS.100.00 CROES

With reference to your letter dated 21.08.2013 and subsequent correspondences we have the pleasure in advising you sanction of Short Term Loan for Rs.100.00 croes (Rupees one hundred crores only)

02. The facility is subject to the terms and conditions detailed in the enclosed Annexure.

03. This letter is being sent in duplicate. Please arrange to return the duplicate of this letter duly signed by an authorized representative of the corporation as a token of acceptance of the terms and conditions and affix the common seal in terms of Articles of Association of the Corporation.

Yours faithfully,

Chief Manager & RMME

ANNEXURE

STANDARD TERMS & CONDITIONS

Company: North Eastern Electric Power Corporation Limited

1. SECURITY

a. **Primary:** Hypothecation of book debts and all other current assets both present and future.

b. **Collateral:** Nil.

2. Margins (For each facility as applicable):

Cash Credit:	**Existing**	**Proposed**
RM: Domestic	NA	NA
RM: Imported		
SIP		
Consumables/ spares		
FG		
Receivables (Cover 180 days)	40 %	40 %

3. Rate of Interest: 0.25 % over Base Rate, present effective rate 10.05% p.a.

3.1. Enhanced Interest Rate: The Bank may charge enhanced interest rate in the following circumstances.

Nature	**Charges**
Nonpayment of interest and installment	1% on the entire outstanding.
Cross default (Default in payment of installment /interest to other institutions / Banks	1% on the entire outstanding for the period of default.

4. Repayment Schedule: To be repaid in Four Quarterly instalment of Rs 25.00 Crores, commencing after 3 months from the date of first disbursement. Interest to be serviced as and when applied. The interest will be applied in the account on the last day of every month.

5. **Validity of sanction**: The short term loan is to be availed within 6 months from the date of sanction. The loan was sanctioned on 09/10/2013 and will be valid till 08.04.2014.

STATE BANK OF INDIA ★ LONG TERM ★

6. Other Conditions:

i. You will furnish and undertaking to the effect that:

a) the proceeds of the Short Term Loan will be utilized for the ongoing projects only.

b) that there is no default in interest/installment payments under any of the loans outstanding in the name of the corporation.

ii. The Bank will have the right to examine at all times the Corporation's books of accounts and to have the unit inspected from time to time by officer(s) of the Bank and/or qualified auditors and/or technical experts and/or management consultants of the Banks choice; cost of such inspections shall be borne by the corporation.

iii. External Credit Ratings to be obtained from an approved rating agency covering the entire exposure.

iv. ."Notwithstanding anything contained hereinabove, the Bank reserves the absolute right to cancel the limits (either fully or partially) unconditionally without prior notice

a. In case the limits/part of the limits are not utilized by you, and/or

b. In case of deterioration in the loan accounts in any manner whatsoever, and/or in case of non-compliance of terms and conditions of sanction

STATE BANK OF INDIA

भारतीय स्टेट बैंक
State Bank of India

RMME, Shillong Sales Hub
State Bank of India
Shillong Branch
M.G. Road, Shillong-793001
Tel:0364-2228899 Fax-0364-2223520: Email: jugi.doley@sbi.co.in

RMME/SHG/166
15.10.2013

To
The Director (Finance)
North Eastern Electric Power Corporation
Brookland Compound, Lower New Colony
Shillong.

Dear Sir,
SANCTION OF CREDIT FACILITIES

With reference to your letter dated 21.08.2013 and subsequent correspondences we have the pleasure in advising you renewal of the existing Working Capital limits and sanction of fresh Short Term Loan as under:

(Rs. in crores)

Limits	Existing Limit	New Limit
Fund Based Working Capital Limit (FBWC)	100.00	100.00
Sub Limit of LC*	(48.00)	(48.00)
Sub Limit of BG*	(2.00)	(2.00)
Shrot Term Loan	Nil	100.00
Total	**100.00**	**200.00**

*Sub limits of LC and BG are within the overall sanctioned FBWC limit of Rs.100.00 crores. 100% interchangeability between LC/BG will be permitted.

02. The credit facilities are subject to the terms and conditions detailed in the enclosed Annexure.

03. This letter is being sent in duplicate. Please arrange to return the duplicate of this letter duly signed by an authorized representative of the corporation as a token of acceptance of the terms and conditions and affix the common seal in terms of Articles of Association of the Corporation.

Yours faithfully,

Chief Manager & RMME

1

STATE BANK OF INDIA * SHILLONG *

ANNEXURE

STANDARD TERMS & CONDITIONS

Company: North Eastern Electric Power Corporation Limited

1. SECURITY

a. Primary:

Facility	Details of Security
FBWC & Short term loan	Hypothecation of book debts and all other current assets both present and future.
Bank Guarantee	Counter guarantee and 10% margin money for Bank Guarantee
Letter of Credit	Charge over the goods to be purchased out of LC and 10% margin money for Letter of Credit.

b. Collateral:

Cash Credit and Short Term Loan: Nil.

Bank Guarantee & Letter of Credit: Second charge over book debts and all other current assets both present and future.

Others: An escrow account to be maintained with us for routing of the proceeds revenue collection & future inflow of equity and Term Loan etc. of the ongoing projects.

2. Margins (For each facility as applicable):

Cash Credit:	Existing	Proposed
RM: Domestic	NA	NA
RM: Imported		
SIP		
Consumables/ spares		
FG		
Receivables (Cover 180 days)	40 %	40 %
Letter of Credit	10 %	10 %
Bank Guarantee	10 %	10 %

3. Rate of Interest:

ITEM	
Cash credit	0.25 % over Base Rate, present effective rate 10.05% p.a.
Short term loan	0.25 % over Base Rate, present effective rate 10.05% p.a.
Above interest rates are subject to change from time to time at the discretion of the Bank.	

4. Processing Fee:

Working Capital: Waived for the current renewal. However, you will have to pay @ Rs.1.00 lac each aggregating Rs.2.00 lacs for the last two renewals of the working capital limits.

Short term Loan: Waived.

5. Repayment Schedule:

FBWC: Repayable on demand. The limit is subject to renewal every 12 months. You will submit renewal data at least 1 month before the due date of renewal.

Short Term Loan : To be repaid in Four Quarterly instalment of Rs 25.00 Crores, commencing after 3 months from the date of first disbursement. Interest to be serviced as and when applied. The interest will be applied in the account on the last day of every month.

6. Submission of statements: Following documents are required to be submitted for the Cash Credit limit.

i) **Stock / Receivable statement:** To be submitted at monthly intervals in Bank's prescribed format.

ii) **Financial Follow up Report (FFR):** Financial Follow-up Report (FFR I) should be submitted at quarterly intervals within six weeks (42 days) from the close of relative quarter. FFR II (Half-yearly Operating Statement) should be submitted at half-yearly intervals within 8 weeks (56 days) from the close of the relative half-year.

7. **Validity of sanction**: The short term loan is to be availed within 6 months from the date of sanction. The loan was sanctioned on 09/10/2013 and will be valid till 08.04.2013.

7. Other Conditions:

i.You will furnish and undertaking to the effect that:

a) the proceeds of the Short Term Loan will be utilized for the ongoing projects only.

b) that there is no default in interest/installment payments under any of the loans outstanding in the name of the corporation.

ii. The Bank will have the right to examine at all times the Corporation's books of accounts and to have the unit inspected from time to time by officer(s) of the Bank and/or qualified auditors and/or technical experts and/or management consultants of the Banks choice; cost of such inspections shall be borne by the corporation.

iii. External Credit Ratings to be obtained from an approved rating agency covering the entire exposure.

iv. ."Notwithstanding anything contained hereinabove, the Bank reserves the absolute right to cancel the limits (either fully or partially) unconditionally without prior notice

a. In case the limits/part of the limits are not utilized by you, and/or

b. In case of deterioration in the loan accounts in any manner whatsoever, and/or in case of non-compliance of terms and conditions of sanction

भारतीय गैर न्यायिक

भारत

पचास रुपये

FIFTY RUPEES

रु.50

Rs.50

सत्यमेव जयते

INDIA

INDIA NON JUDICIAL

मेघालय MEGHALAYA

071882

AGREEMENT OF SHORT TERM LOAN

MEMORENDUM OF AGREEMENT made **the 06th day of November, 2013** between NORTH EASTERN ELECTRIC POWER CORPORATION, a corporation within the meaning of the Companies Act, 1956 and having its Corporate Office at Brookland Compound, Lower New Colony, Shillong (hereinafter referred to as "the Borrower" which expression shall unless repugnant to the context or meaning thereof be deemed as to include its successors and permitted assigns) of the one part.

For STATE BANK OF INDIA

Assistant General Manager
Shillong - 0181

निदेशक (वित्त)
Director (Finance)
नीपको लि., शिलांग-793003
NEEPCO. Ltd., Shillong-793003

भारतीय गैर न्यायिक

भारत

पचास रुपये

रु.50

FIFTY RUPEES

Rs.50

सत्यमेव जयते

INDIA

INDIA NON JUDICIAL

मेघालय MEGHALAYA

071885

WHEREAS by an application dated 21.08.2013 the borrower requested the Bank to finance the business of the borrower granting Short Term Loan of Rs.100.00 crores (Rupees one hindered crores only) (hereinafter referred to as the "aforesaid credit facility") to the borrower for financing capital expenditure in its various ongoing projects.

For STATE BANK OF INDIA

Assistant General Manager
Shillong Br - 0181

निदेशक (वित्त)
Director (Finance)
नीपको लि., शिलांग-793003
NEEPCO. Ltd., Shillong-793003

3

NOW IT IS HEREBY AGREED BY AND BETWEEN THE PARTIES AS FOLLOWS:

1. The borrower's application dated 21.08.2013 and subsequent correspondence with the Bank (hereinafter collectively referred to as "the borrower's proposal ") shall be deemed to constitute the basis of this Agreement and of the credit facility granted / to be granted by the Bank hereinafter and the Borrower hereby warrants the correctness of each and every statement and particulars therein contained and undertakes to carry out the proposal therein set forth.

2. The Borrower declares and confirms that the aforesaid credit facility granted / agreed to fbe granted to the Borrower shall be governed by the terms and conditions as set out in the sanction / arrangement letter no. RMME/SHG/166 dated 25.10.2013. As also herein contained as well as those embodied in the relative security documents. The aforesaid sanction / arrangement letter shall be read in conjunction with the provisions of this Agreement and in the event of any inconsistency in the terms of the aforesaid sanction / arrangement letter , the provisions of this Agreement will , unless otherwise specifically stated in the sanction / arrangement letter , prevailed for all intents and purposes.

3. **The Borrower agrees and undertakes for repayment of the principal amounts of the aforesaid credit facility in 4 quarterly installments starting from 3 months after the date of first disbursement. Provided however, interest will be paid as and when applied in the account.**

4. Interest shall be charged on the outstanding in the account opened in respect of the aforesaid credit facility at such rate (s) as may be determined by the Bank from time to time at the Bank's sole discretion on the basis of any internal credit rating accorded to the Borrower or otherwise at the rate 0.25% above the Base Rate of the Bank which is presently 9.80% p.a. and thus the present effective rate of interest being 10.05% p.a. calculated on daily balance of the loan amount at monthly rests, provided that on the basis any internal credit rating accorded to the Borrower or otherwise the Bank shall at any time, and from time to time be entitled to vary the margin and Base Rate at its discretion. Depending on variations of Base Rate and Margin, the effective rate of interest shall vary periodically and the Borrower shall be liable to pay the effective rate of interest.

   Where interest is charged by the Bank at concessionary rate(s) because of the credit facilities being granted by the Bank to the borrower under the Interest Subsidy Scheme or any other scheme(s) formulated by the Government and /or RBI and / or any other authority from time to time, the Borrower agrees, declares, confirms and affirms that in the event of withdrawal, modification and /or variation of such scheme(s) , the concessionary rates or rate(s) of interest shall stand withdrawn and the usual rate or rates of interest applicable at the material time to such credit facilities shall become effective and the Bank shall become entitled to charge such rate or rates of interest and the Borrower shall pay to the Bank on demand the difference between such concessionary rate or rates and the usual rate of interest of the Bank applicable at the material time to such credit facilities and such difference shall become due and payable by the borrower to the Bank

For STATE BANK OF INDIA

it is established that the envelope containing such notice, communication or demand was properly addressed and put in to the post office.

42. The Borrower agrees and gives consent without any demur or protestation that :

a) In the event of default in repayment of any monies or in the performance or breach of any terms or obligation, the Bank and / or the Reserve Bank of India or nay other authorized agency will have an absolute discretion or unqualified right, power and authority to disclose or publish names of the Borrower and or its directors/ office bearers / constituents / members as DEFAULTER in such manner as they think fit.

b) As a precondition relating to the grant / credit facilities, the Borrower hereby agrees and consents for the disclosure by the Bank of all or any information and data relating to the Borrower, the credit facilities availed by the Borrower, obligations assumed / to be assumed by the Borrower in relation thereto and default if any committed by the Borrower in discharge thereof , as the Bank may deem appropriate and necessary to disclose and furnish to Credit Information Bureau (India) Limited and any other agency so authorized in this behalf by RBI.

c) The Borrower hereby declares that the information and data furnish by the Borrower to the Bank are true and correct. The Borrower hereby agrees that the Credit Information Bureau (India) Limited and any other agency so authorized may use, process the said information and data disclosed by the said Banks in the manner as deemed fit by them; and the Credit Information Bureau (India) Limited and any other agency so authorized may furnished for consideration, the processed information and data or products thereof prepared by them , to the Banks or financial institutions and other credit grantors or registered users and confirms that the Borrower shall not raise any dispute whatsoever in that behalf in all respect and to all intents.

43. Notwithstanding anything contained herein above, the Borrower confirms having agreed that the Bank reserves the absolute right to cancel the limits within (either fully or partially) unconditionally without prior notice :

a) In case the limits / part of the limits are not utilized by the Borrower and / or ;

b) In case of deterioration in the loan account in any manner whatsoever , and / or

c) In case of non compliance of non compliance of terms and conditions of sanction.

For STATE BANK OF INDIA

Assistant General Manager
Shillong Br - 0161

निदेशक (वित्त)
Director (Finance)
नीपको लि., शिलांग-793003
NEEPCO. Ltd., Shillong-793003

44. The Borrower shall bear and pay all costs charges and expenses within between advocate and clients including stamp duty registration and other charges payable in respect of this Agreement and also in respect of other security documents to be executed between the parties hereto and stipulated in this Agreement and if any penalty or charges are paid or become payable by the Bank, the Borrower shall pay to the Bank the amount thereof with interest thereon at rate aforesaid forthwith on demand by the Bank.

IN WITHNESS WHEREOF the parties hereto have executed these presents the day and year first herein above written.

Signed Sealed and delivered by
Shri A. G. West Kharkongor, Director (Flanance)
For and on behalf of
North Eastern Electric Power Corporation Limited

निदेशक (वित्त)
Director (Finance)
नीपको लि., शिलांग-793003
NEEPCO. Ltd., Shillong-793003

Signed by Shri D. Guru Raja Rao
Assistant General Manager of
State Bank of India, Shillong (Main) Branch, Shillong
and as such one of the authorized officers of the said Bank

The Common Seal of North Eastern Electric Power Corporation was hereunto affixed pursuant to a resolution of the Board of Directors of the said corporation passed in that behalf on the 11th day of June, 2013 and in the presence of Shri A.G. West Kharkongor, Director (Finance)

DATE: 06.11.2013
.PLACE: SHILLONG

KA STATE BANK JONG KA INDIA
भारतीय स्टेट बैंक
STATE BANK OF INDIA

Tnat : Shillong, M. G. Road, Shillong - 793 0
East Khasi Hills Dist. Meghalaya
शिलांग शाखा, एम जी रोड, शिलांग - 793001
पूर्व खासी हिल्स, मेघालया
Shillong Branch, M. G. Road, Shillong - 793 0
East Khasi Hills Dist., Meghalaya

Telephone : 0364-2228899 2223610, 2224772 | Fax : 0364-2223520 2500880 | I. P. : 602506 | E-mail: sa.00181@sbi.co.i

16.06.2016
Date :

To,

Ref No. :

The Directors (Finance)
North Eastern Electric Power Corporation
Lower New Colony
Shillong

Dear Sir/Madam,

CHANGE OVER FROM BASE RATE TO MARGINAL COST OF FUNDS BASED LENDING RATE (MCLR)

This is in continuation to our Sanction Letter dated RMME/SHG/ dated 21.02.2015 communicating sanction of Short Term Loan of Rs.300.00 crores (Rupees three hundred crores only).

2. The effective rate of interest for the facility stated in the above referred sanction letter has linkage to the Base Rate declared by the Bank from time to time.

3. In accordance with the mandatory instructions/guidelines issued by Reserve Bank of India (RBI), with effect from 1st April, 2016, the Bank has to determine the chargeable effective rate of interest for the loan facilities, with linkage to the Marginal Cost of Funds Based Lending Rate (MCLR). For your kind information and guidance, the basis on which the MCLR is determined is provided in the RBI Circular DBR No.Dir.BC.67/13.03.00/2015-16 dated December 17, 2015 and Reserve Bank of India (Interest Rate on Advances) Directions, 2016 dated March 03, 2016, updated as on 29.03.2016, which are available in the website of RBI.

4. In view of the aforesaid, the effective rate of interest for the credit facilities sanctioned to you shall be linked to the MCLR, with effect from 01.04.2016 as under:

EXISTING RATE				PROPOSED RATE			
Applicable Base Rate as on date.	Spread	Effective Rate	Reset Periodicity	Applicable MCLR as on date.	Spread	Effective Rate	Reset Periodicity
9.3	Nil	9.3	Yearly	9.15	Nil	9.15	Yearly.

Please note that the MCLR prevailing as on the date of first disbursement will be applicable, and future reset dates will be determined accordingly.

4. All other terms and conditions remain unchanged.

Yours faithfully,

Chief Manager & RMME

निदेशक (वित्त)
Director (Finance)
नीपको लि., शिलांग-793003
NEEPCO Ltd., Shillong-793003

KA STATE BANK JONG KA INDIA
भारतीय स्टेट बैंक
STATE BANK OF INDIA

That : Shillong, M.G. Road, Shillong - 7
East Khasi Hills Dist, Meghalaya
शिलांग शाखा,एम जी रोड, शिलांग - 793001
पूर्व खासी हिल्स, मेघालया
Shillong Branch, M.G. Road, Shillong - 793001
East Khasi Hills Dist, Meghalaya

Telephone : 0364-2228899 2223610,2224772	Fax : 0364-2223520 2500883	I.P.: 60256	E-mail: sa 00181@sbi.co.in

Ref No. :

Date :

The Director (Finance)
North Eastern Electric Power Corporation Limited
Brookland Compound, Lower New Colony
Shillong.

RMME/SHG/2014-15/40
08.07.2014

Dear Sir,
SANCTION OF SHORT TERM LOAN RS.200.00 CRORES.

With reference to above we have the pleasure in advising you of sanction of a Short Term Loan of Rs.200.00 crores (Rupees two hundred crores only), subject to terms and conditions specified in enclosed annexure(s).

2. The facility will be released after completion of documentation and other formalities.

3. A resolution is to be passed by the Board of Directors to avail the limit.

4. Please arrange to return the duplicate of this letter duly acknowledged by authorized representative of the corporation in token of acceptance the terms and conditions.

Yours faithfully,

Assistant General Manager.

निदेशक (वित्त)
Director (Finance)
नीपको लि., शिलांग-793003
NEEPCO. Ltd., Shillong-793003

STATE BANK OF INDIA * RMME - SHILLONG *

ANNEXURE

Security and Terms and Conditions

1. **Limit:** Short Term Loan of Rs.200.00 crores.

2. **Security:**

i. **Primary:** First pari passu charge on Book Debts and other current assets.

ii. **Collateral:** Nil.

iii. **Guarantee:** Nil

3. **Rate of Interest:** 0.20% above Base Rate present effective rate being 10.20% p.a. with monthly rests. The Base Rate is subject to change from time to time at the discretion of the Bank.

4. **Enhanced Interest Rate:** The Bank may charge enhanced interest rate in the following circumstances.

Nature	Charges
Nonpayment of interest and installment	1% on the entire outstanding.
Cross default (Default in payment of installment /interest to other institutions / Banks	1% on the entire outstanding for the period of default.

5. **Repayment:** Four Quarterly installments of Rs.50.00 crores each commencing after 3 months from the date of first disbursement. Interest is to be serviced as and when applied. Interest will applied on the last day of every month.

6. You will have to furnish an undertaking to the effect that:

   i. The loan proceeds will be utilised in the ongoing project only.
   ii. There is no default in interest / installment payments of any loan outstanding the name of the corporation.
   iii. External Credit Rating from an approved rating agency covering all our exposures will be done by 30.09.2014.

2

निदेशक (वित्त)
Director (Finance)
नीपको लि., शिलांग-793003
NEEPCO Ltd., Shillong-793003

निदेशक (वित्त)
Director (Finance)

भारतीय गैर न्यायिक

एक सौ रुपये

Rs. 100

रु. 100

ONE HUNDRED RUPEES

सत्यमेव जयते

भारत INDIA

INDIA NON JUDICIAL

मेघालय MEGHALAYA

030979

निदेशक (वित्त)
Director (Finance)
नीपको लि., शिलांग-793003
NEEPCO. Ltd., Shillong-793003

निदेशक (वित्त)
Director (Finance)
नीपको लि., शिलांग-793003
NEEPCO. Ltd., Shillong-793003

AGREEMENT OF SHORT TERM LOAN

MEMORENDUM OF AGREEMENT made the 23rd th day of July, 2014 between NORTH EASTERN ELECTRIC POWER CORPORATION, a corporation within the meaning of the Companies Act, 1956 and having its Corporate Office at Brookland Compound, Lower New Colony, Shillong (hereinafter referred to as "the Borrower" which expression shall unless repugnant to the context or meaning thereof be deemed as to include its successors and permitted assigns) of the one part.

The Common Seal of North Eastern Electric Power Corporation (NEEPCO) was hereunto affixed pursuant to a resolution of the Board of Directors of the said corporation passed in that behalf on the 16th day of July, 2014 and in the presence of B. G. West Khar Kongor, Director (Finance)

निदेशक (वित्त)
Director (Finance)
नीपको लि., शिलांग-793003
NEEPCO. Ltd., Shillong-793003

For STATE BANK OF INDIA

Asstt. General Manager
Shillong Br-0101

STATE BANK OF INDIA SHILLONG

भारतीय स्टेट बैंक
State Bank of India

RMME, Shillong Sales Hub
State Bank of India
Shillong Branch
M.G. Road, Shillong-793001

Tel:0364-2228899 Fax-0364-2223520: Email: jugi.doley@sbi.co.in

To
Director (Finance)
North Eastern Electric Power Corporation Limited
Brookland Compound
Shillong

RMME/SHG/120
26.03.2015

Dear Sir
SANCTION OF SHORT TERM LOAN

With reference to abovementioned subject we have the pleasure in advising you sanction of Short Term Loan of Rs.150.00 crores.

02. The limit will be released only after completion of documentation formalities.

03. Please return the duplicate of this letter duly signed by an authorized representative (s) as a token of acceptance of the Terms and conditions.

04. Assuring you of our best services.

Yours faithfully,

Chief Manager & RMME

निदेशक (वित्त)
Director (Finance)
नीपको लि., शिलांग-793003
NEEPCO. Ltd., Shillong-793003

Annexure

Terms and Conditions

Name of the Bank: State Bank of India	**Branch**: Shillong
Name of the Company: North Eastern Electric Power Corporation Limited (NEEPCO)	

1. **Limits**: (i) Shot Term Loan of Rs.150.00 crores.

2. **Security**:
i. **Primary**:

Details of Security	Type of Charge
Book debts and all other current assets of the Company both present and future.	First pari passu charge

ii. **Collateral**: Nil

iii. **Guarantees**: Nil.

3. **Documentation**: Security / Loan documents on Bank's standard format is to be executed by the Corporation.

4. **Rate of Interest**: At Bank's Base Rate present effective rate being ~~10.00%~~ 9.85% p.a. subject to change from time to time at the discretion of the Bank.

5. **Processing fee**: Concessional processing fee of Rs.0.01 crores against applicable processing fee of Rs.0.18 crores is to be paid by the corporation.

6. **Repayment**: The Short Term Loan is repayable in 4 quarterly installments commencing from 3 months from the date of first disbursement.

7. **Periodicity of submission of statement of receivables**: Quarterly.

8. **Pre disbursement conditions**: You have to furnish an undertaking to the effect that there is no default in payment of interest and installment of any loans outstanding in the name of the Corporation.

9. **Other Conditions**:

1	The Bank will have the right to examine at all times the corporation's books of accounts and to have inspected the unit from time to time by any officer of the Bank and / or by an qualified auditors and / or technical expert and / or management consultant of Bank's choice.
2	Notwithstanding anything contained herein above, the Bank reserves the right to cancel the limits (either fully or partially) unconditionally without prior notice: a. In case the limits / part thereof are not utlised by you. b. In case of deterioration in the loan accounts in any manner. c. In case of non compliance of terms and conditions of sanction.
3	External Credit Rating to be obtained from an approved rating agency covering the entire exposure latest by 30.06.2015.

निदेशक (वित्त)
Director (Finance)
नीपको लि., शिलांग-793003
NEEPCO. Ltd., Shillong-793003

Letter of Consent

The Branch Manager
STATE BANK OF INDIA

I/We understand that as a pre condition, relating to grant of the loans/advances/other non -fund-based credit facilities to me/us, the State Bank of India requires my /our consent for the disclosure by the Bank of, information and data relating to me /us, of the credit facility availed of / to be availed, by me /us, obligations assumed by me /us in relation there to and default, if any, committed by me/us in discharge thereof.

2. Accordingly, I/We, hereby agree and give consent for the disclosure by the State Bank of India of all or any such;

a) Information and data relating to me/us,
b) The information or data relating to any credit facility availed of/ to be availed, by me/us, and
c) Default, if any, committed by me /us, in discharge of my/our such obligation, as the State Bank of India may deem appropriate and necessary, to disclose and furnish to Credit Information Bureau (India) Ltd, and any other agency authorized in this behalf by Reserve Bank of India.

3. I/We, declare that the information and data furnished by me /us to the State Bank of India are true and correct.

4. I/We undertake that:

a) The Credit Information Bureau (India) Limited and any other agency so authorized may use, process the said information and data disclosed by the Bank in the manner as deemed fit by them; and

b) The Credit Information Bureau (India) Limited and any other authorized may furnish for consideration, the processed information and data or products there of prepared by them, to Banks,/Financial Institutions and other credit grantors or registered users, as may be specified by the Reserve Bank in this behalf.

Borrower (s)
निदेशक (वित्त)
Director (Finance)
नीपको लि., शिलांग-793003
NEEPCO. Ltd., Shillong-793003

एक सौ रुपये Rs. 100

रु. 100 ONE HUNDRED RUPEES

सत्यमेव जयते

भारत INDIA

INDIA NON JUDICIAL

मेघालय MEGHALAYA 036585

AGREEMENT OF SHORT TERM LOAN CUM HYPOTHECATION

MEMORENDUM OF AGREEMENT made **the 23rd th day of Nov., 2015** between NORTH EASTERN ELECTRIC POWER CORPORATION, a corporation within the meaning of the Companies Act, 1956 and having its Corporate Office at Brookland Compound, Lower New Colony, Shillong (hereinafter referred to as "the Borrower" which expression shall unless repugnant to the context or meaning thereof be deemed as to include its successors and permitted assigns) of the one part.

For STATE BANK OF INDIA

Asst. General Manager
Shillong Br - 0181

निदेशक (वित्त)
Director (Finance)
नीपको लि., शिलांग-793003
NEEPCO. Ltd., Shillong-793003

2.e.2. The applicable interest rate/s will be charged with monthly compounded or such other **rates and rests** as may be notified by the Bank from time to time.

2.f.3.the interest will be calculated and charged as per the daily balances, to your borrowal account/s **until** the same is fully liquidated and the interest so charged will be **paid by you** as per the terms agreed or as and when demanded by the Bank.

2.g. Copies of loan documents to be executed by you for the credit facility (ies) referred herein will be provided at your cost.

2.h. Upon availment of credit facility on terms agreed, you have to produce necessary documentary **evidence for end-use** and facilitate verification by the bank. As and when called for, a certificate from your Auditor regarding end-use of the loan availed should be produced to the bank.

2.i. Change if any, in the constitution of your organization viz changes in Constitution / Directors, proposals for merger / takeover etc., should be **advised immediately** to us in writing. The Bank has the sole discretion to accept or reject such reconstitution / conversion/ changes and until such time, the same will have the right to suspend the operation of the limits and in the event, the bank does not accept / recognize such reconstitution / conversion / changes, the bank will have the right to recall the entire loans, in addition to the right to withdraw the undrawn limits.

2.j. All your borrowal accounts with our branch / bank will be subjected to the application of disclosure norms prescribed by Reserve Bank of India.

2.k. Your borrowal accounts are subject to the applicability of KYC (Know Your Customer) guidelines in terms of directives from RBI currently in force. We seek your co-operation in furnishing the required personal information / data under the requirements of KYC guidelines as and when the same is sought by us.

2.1.1. In respect of Loan accounts (with Credit Limits of above Rupees Five Lacs) which are renewed with delay, processing charges shall be collected proportionately for the period from the due date of renewal up to the date of actual renewal as per the schedule of charges prescribed.

2.1.2. **Processing charges calculated as above is appended:**

For the Lapsed Period of 5 months	₹. NIL
For the Next One Year (13.05.2015)	₹.
Total	₹.

This amount is non-refundable even you do not take up the Limits Renewed or foreclose the loan/facilities account within the period mentioned.

2.m. The information / data pertaining to all your borrowal accounts shall be furnished to Credit Information Bureau of India Limited (CIBIL) and other Agencies / Authorities, from time to time in terms of mandatory provisions in force.

This Sanction Advice is being delivered to you in duplicate. Kindly return the duplicate **copy** of this Sanction Advice duly signed on all pages by you as also by the guarantor/s in token of your acceptance of Credit facility / facilities sanctioned to you on the Terms and Conditions specified herein.

DETAILS OF CREDIT FACILITY / FACILITIES SANCTIONED:-

OTHER TERMS AND CONDITIONS:

1. You are to ensure insurance of the current assets for full value with bank clause.
2. Account is subject to penal interest (Presently 2.00%) under following circumstances.
   a) Irregularities/ over drawings in loan account(s).
   b) Default in observance of borrowing covenants/ term and conditions of the sanction
   c) Non-compliance of any of the terms and condition stated above.
3. Our bank will obtain No Objection Certificate from existing lenders if they hold charge on your Current Assets prior to disbursal of this sanctioned loan.
4. This credit sanction is valid for an availment period of SIX MONTHS from the date of communication. Unless availed within the period of six months, this sanction requires revalidation by the sanctioning authority before the expiry of six month.

Please note that:

2.a. the limits shall not be operative until specified documents are executed both by loanee /s and guarantor/s and terms and conditions of sanction are complied with as per the requirements of Sanctioning Authority / disbursing branch (es).

2. b. the credit facility should be utilised for the specific purpose for which the same has been sanctioned and if the bank has reason to believe that you have violated, or apprehends that you are about to violate the said conditions, the Bank shall have the option to exercise its right to recall the entire loan or any part there of at once, in addition to its right to withdraw the undrawn limits not withstanding anything contrary contained in this Sanction Advice. It is affirmed that this right is without prejudice to the Bank's right to demand the Loan amount for violation of other terms and conditions of the sanction and / or the terms reflected in the loan / security documents to be executed by you.

2. c. the referred credit facility is extended to you solely at the Bank's discretion. In addition to what is stated in para 2.c., the Bank reserves the right to withdraw partially / wholly or regulate such credit facility on the occurrence of any one or all of the following events:

2.d.1. Your non-compliance with terms and conditions of sanction

2.d.2. Indulging in drawings beyond sanctioned limits.

2.d. In terms of directives in force now or as may be modified from time to time default in repayment of instalments and / or servicing of interest for a notified period, automatically results in categorization of all your borrowal accounts as Non Performing Asset (NPA). Such categorization renders you **ineligible** from seeking.

2.d.1. Additional / adhoc credit facilities (Fund based and / or Non- fund based).

2.d.2. Waiver of overdue interest.

2.d.3. Soft recovery measures etc.

2.e.1. In the case of borrowal accounts where interest rate is linked to Base rate or where fixed interest rate is specified by the Bank, **changes if any**, in the Bank's Base rate and/or the spread or fixed rate specified by the Bank, shall be conveyed through Press Report or Publicity through media or a suitable 'Notice' placed in the banking hall of the branch and such mode of communication shall be construed as sufficient "Notice" to you about the **revisions effected in the interest rates.**

OTHER TERMS AND CONDITIONS:

1. You are to ensure insurance of the current assets for full value with bank clause.
2. Account is subject to penal interest (Presently 2.00%) under following circumstances.
   a) Irregularities/ over drawings in loan account(s).
   b) Default in observance of borrowing covenants/ term and conditions of the sanction
   c) Non-compliance of any of the terms and condition stated above.
3. Our bank will obtain No Objection Certificate from existing lenders if they hold charge on your Current Assets prior to disbursal of this sanctioned loan.
4. This credit sanction is valid for an availment period of SIX MONTHS from the date of communication. Unless availed within the period of six months, this sanction requires revalidation by the sanctioning authority before the expiry of six month.

Please note that:

2.a. the limits shall not be operative until specified documents are executed both by loanee /s and guarantor/s and terms and conditions of sanction are complied with as per the requirements of Sanctioning Authority / disbursing branch (es).

2. b. the credit facility should be utilised for the specific purpose for which the same has been sanctioned and if the bank has reason to believe that you have violated, or apprehends that you are about to violate the said conditions, the Bank shall have the option to exercise its right to recall the entire loan or any part there of at once, in addition to its right to withdraw the undrawn limits not withstanding anything contrary contained in this Sanction Advice. It is affirmed that this right is without prejudice to the Bank's right to demand the Loan amount for violation of other terms and conditions of the sanction and / or the terms reflected in the loan / security documents to be executed by you.

2. c. the referred credit facility is extended to you solely at the Bank's discretion. In addition to what is stated in para 2.c., the Bank reserves the right to withdraw partially / wholly or regulate such credit facility on the occurrence of any one or all of the following events:

2.d.1. Your non-compliance with terms and conditions of sanction

2.d.2. Indulging in drawings beyond sanctioned limits.

2.d. In terms of directives in force now or as may be modified from time to time **default** in repayment of instalments and / or servicing of interest for a notified period, automatically results in categorization of all your borrowal accounts as Non Performing Asset (NPA). Such categorization renders you **ineligible** from seeking,

2.d.1. Additional / adhoc credit facilities (Fund based and / or Non- fund based).

2.d.2. Waiver of overdue interest.

2.d.3. Soft recovery measures etc.

2.e.1. In the case of borrowal accounts where interest rate is linked to Base rate or where fixed interest rate is specified by the Bank, **changes if any**, in the Bank's Base rate and/or the spread or fixed rate specified by the Bank, shall be conveyed through Press Report or Publicity through media or a suitable 'Notice' placed in the banking hall of the branch and such mode of communication shall be construed as sufficient 'Notice" to you about the **revisions effected in the interest rates.**

Sanction Endorsement Advice (F-568-Revised)

Indian Overseas Bank
SHILLONG BRANCH, M G ROAD, SHILLONG, MEGHALAYA,
PIN – 793001 TEL-03642223060 FAX: TEL-03642223060
e-mail: slngbr@calusco.iobnet.co.in

ADV/ SHL/COLLI/CC_____/2013-14 DATE: 13.05.2014

To,
The Executive Director (Finance)
NeEPCO Ltd
Brook land Compound
Lower New Colony
Shillong 793003

Sir(s),

CREDIT SANCTION ADVICE

1. We refer to your loan application letter No NEEPCO FIN C 1 91 96 dt 07.01.2014. We also refer to the related correspondence and discussions seeking clarifications on various points raised by you / us and the consensus of the terms and conditions and the credit facilities arrived.

We have pleasure in advising sanction of credit facilities as appended to this communication on terms and conditions stipulated thereon.

Nature of facility	Amount in crore	Margin	Rate of interest	Prime Security
Short term loan for financing various ongoing projects	Rs.100.00 [Fresh]	NIL	Base Rate	Charge on the current assets to the extent of drawal of loan

COLLATERAL SECURITY: NIL

TERMS & CONDITIONS:

1.	Drawdown schedule	The entire loan will be drawn in different instalments within July, 2014.
2.	Tenure	12 (Twelve months)
3.	Repayment	In 4 (four) quarterly instalments from the date of first drawal of loan
4.	Prepayment	Prepayment will be permitted without any prepayment or similar charges.
5.	Interest rate	Interest Rate will be fixed at Base Rate at the time of drawal of Term loan (presently 10.25%).Interest rate will be fixed for the entire tenor of the loan.(12 months)
6.	Commitment fee & other charges.	No commitment fee or any other charges shall be payable on the loan.
7.	Interest payment	Interest to be paid monthly on the first working day of every month.
8.	Interest calculation.	Interest on the term loan to be debited monthly as per existing procedure. No deviations permitted.
9.	Security	Charge on Current Assets to the extent of drawal of Loan
10.	Inspection	Quarterly Inspection of Current assets to be done

KA STATE BANK JONG KA INDIA
भारतीय स्टेट बैंक
STATE BANK OF INDIA

Trial : Shillong M. G. Road, Shillong - 79.
East Khasi Hills Dist., Meghalaya
शिलांग शाखा, एम जी रोड, शिलांग - 79300
पूर्व खासी हिल्स, मेघालय
Shillong Branch, M. G. Road, Shillong - 793 001
East Khasi Hills Dist., Meghalaya

Telephone : 0364 - 2228899
2223610, 2224772
Fax : 0364 - 2223520
25008833
I. P. : 602506
E-mail : sa.00181@sbi.co.in

Ref. No. :

Date :

The Director (Finance)
North Eastern Electric Power Corporation Limited
Brookland Compound, Lower New Colony
Shillong.

RMME/SHG/2014-15/ 67
10.09.2014

Dear Sir,

SANCTION OF SHORT TERM LOAN RS.50.00 CRORES.

With reference to above we have the pleasure in advising you of sanction of a Short Term Loan of Rs.50.00 crores (Rupees fifty crores only), subject to terms and conditions specified in enclosed annexure(s).

2. The facility will be released after completion of documentation and other formalities.

3. A resolution is to be passed by the Board of Directors to avail the limit.

4. Please arrange to return the duplicate of this letter duly acknowledged by authorized representative of the corporation in token of acceptance the terms and conditions.

Yours faithfully,

Assistant General Manager.

STATE BANK OF INDIA * RMME - SHILLONG *

KA STATE BANK JONG KA INDIA
भारतीय स्टेट बैंक
STATE BANK OF INDIA

Unit : Shillong M. G. Road, Shillong - 79.
East Khasi Hills Dist., Meghalaya
शिलांग शाखा, एम जी रोड, शिलांग - 79300
पूर्व खासी हिल्स, मेघालय
Shillong Branch, M. G. Road, Shillong - 793 001
East Khasi Hills Dist., Meghalaya

Telephone : 0364 - 2228899
2223610, 2224772
Fax : 0364 - 2223520
25008833
I. P. : 602506
E-mail : sa.00181@sbi.co.in

Ref. No. :

Date :

The Director (Finance)
North Eastern Electric Power Corporation Limited
Brookland Compound, Lower New Colony
Shillong.

RMME/SHG/2014-15/ 67
10.09.2014

Dear Sir,

SANCTION OF SHORT TERM LOAN RS.50.00 CRORES.

With reference to above we have the pleasure in advising you of sanction of a Short Term Loan of Rs.50.00 crores (Rupees fifty crores only), subject to terms and conditions specified in enclosed annexure(s).

2. The facility will be released after completion of documentation and other formalities.

3. A resolution is to be passed by the Board of Directors to avail the limit.

4. Please arrange to return the duplicate of this letter duly acknowledged by authorized representative of the corporation in token of acceptance the terms and conditions.

Yours faithfully,

Assistant General Manager.

STATE BANK OF INDIA * RMME - SHILLONG *

7. The Bank reserves the right to examine the Corporation's books of accounts and to have the projects inspected by from time to time by official (s) of the Bank or qualified auditors or technical experts or management consultants of Bank's choice and the cost of such inspection will be borne by you.

8. Our charge to be registered with ROC with 30 days from the date of creation of charge.

9. The reserves the absolute right to cancel the limit (either fully or partially) unconditionally without prior notice:

    a. In case the limits / part thereof are not utilized.
    b. In case of deterioration in any manner whatsoever.
    c. In case of non compliance of terms and conditions of sanction.

10. **Validity of sanction**: The short term loan is to be availed within 6 months from the date of sanction. The loan was sanctioned on 11.06.2014 and will be valid till 10.12.2014.

STATE BANK OF INDIA * SILLONG

भारतीय गैर न्यायिक

एक सौ रुपये Rs. 100

रु. 100 ONE HUNDRED RUPEES

सत्यमेव जयते

भारत INDIA

INDIA NON JUDICIAL

032280

मेघालय MEGHALAYA

AGREEMENT OF SHORT TERM LOAN

MEMORENDUM OF AGREEMENT made the ...11.....th day of ...September..., 2014 between NORTH EASTERN ELECTRIC POWER CORPORATION, a corporation within the meaning of the Companies Act, 1956 and having its Corporate Office at Brookland Compound, Lower New Colony, Shillong (hereinafter referred to as "the Borrower" which expression shall unless repugnant to the context or meaning thereof be deemed as to include its successors and permitted assigns) of the one part.

For STATE BANK OF INDIA

Asstt General Manager
Shillong Br.- 0181

निदेशक (वित्त)
Director (Finance)
नीपको लि., शिलांग-793003
NEEPCO. Ltd., Shillong-793003

पंजाब नैशनल बैंक
punjab national bank
(भारत सरकार का उपक्रम / A Government of India Undertaking)

संदर्भ सं०/Ref. No. :

दिनांक/Date :

26.05.2014

The Executive Director (Fir ance)
M/s. North Eastern Electric Power Corporation Ltd. (NEEPCO)
Brookland Compound, Lower New Colony
Laitmukhrah
Shillong

Reg.:- Sanction of short term loan of Rs. 75.00 Crores

Respected Sir

This has reference to your letter No. NEEPCO/FIN/CT/91/2014-15 dated 30.04.2014 requesting for advance of Rs. 75.00 Crores. We are glad to inform you that the competent authority has approved sanction of short term loan of Rs. 75.00 Crores as per term and condition mentioned below:-

Nature	**Short Term Loan**		
Amount	Rs. 75.00 Crores (Rupees Seventy Five Crores only)		
Interest	**Base Rate ie. at 10.25% presently , subject to change as per RBI/ bank guidelines.**		
Margin	Nil		
Primary Security	Pari- passu charge on the current assets viz. book debts along with SBI and IOB		
Maintenance of books	Borrower shall maintain proper books of accounts relating to stocks and book-debts to the satisfaction of the bank and the representative of the Bank shall have the right to have an access/inspect the books of the borrower.		
Repayment	**Repayment of principal in 4 (four) quarterly installments w.e.f the date of drawal of 1st installment. Interest will be paid on the 1st working day of the every month on the basis of execution of standing instruction from current account maintained with the branch.**		
Prepayment Penalty	Prepayment will be allowed without any penalty.		
Drawdown schedule		**Period of Draw Down**	**Amount (Rs. In Crores)**
		Entire loan will be drawn in installments **before July, 2014 only.**	75.00
Other Charges	100.00% concession in upfront fee, documentation fee, commitment fee & any other fee.		

... भरोसे का प्रतीक ! ... The Name You Can BANK Upon !

"हमेशा हिन्दी में पत्र व्यवहार करके देश का गौरव बढ़ाएँ।"

प्रधान कार्यालय : 7, भीखाएजी कामा प्लेस, नई दिल्ली–110 066.
दूरभाष : 26102303 फैक्स : 26196456 वेबसाइट : www.pnbindia.com
Head Office : 7, Bhikhaiji Cama Place, New Delhi-110 066.
Telephone : 26102303 Fax : 26196456 Website : www.pnbindia.com

OVERALL TERMS AND CONDITIONS

1	The Bank shall have the right to withdraw or modify all/any of the sanctioned conditions or stipulate fresh conditions, under intimation to the borrower. Borrower shall undertake to give their acceptance to these stipulations.
2	Bank's charge over primary securities wherever applicable to be got registered / modified with ROC within the stipulated period including charge on current assets present & future, to secure the loan amount and charge be got registered with ROC, as per requirements of Companies Act, and certificate of registration of charge to be obtained and kept on record. Search Report shall be obtained every year and / or on each registration / modification of charge and cost in this respect to be borne by the company.
3	In case the company commits default in the repayment of loan/advance or in the payment of interest thereon or any of the agreed installments of the loan on due date, the bank, CIBIL and/or Reserve Bank of India will have an unqualified right to disclose or publish the names of the company and its directors as defaulters in such manner and through such medium as the bank/RBI in their absolute discretion may think fit.
4	Rates of Interest are subject to revision from time to time at the sole discretion of the Bank/ RBI.
5	The Bank shall charge penal interest under the following circumstances a. Default in repayment of Term Loans installments. b. Irregularities in term Loan c. Default in observance of borrowing covenants/terms and conditions of the sanction.
6.	Co. has to submit NOC from SBI and IOB for creation of security on current assets (book debts).
7	Co Is to submit annual certificate from the statutory auditors for no default in payment of statutory dues by the company.
8	The promoter directors of the company to agree and undertake to seek prior permission of the bank -if there is any change in management particular status of promoter director; and -Before resigning from the directorship of the company during its indebtedness to the bank
9	Proceeds of the short term loan be utilized for the projects specified in the proposal
10	The borrower shall execute all necessary legally enforceable loan documents, as per bank's guidelines. Documents will be drafted /vetted by banks' counsels at borrower's cost. Necessary resolution will require to be passed by the Board/shareholders, as per Company's Act and as per Memorandum & Article of Association of the company.
11	Common seal of company shall require to be affixed on the documents to be executed in terms of Provisions of the Memorandum and Articles of Association of the company.
12	Borrower shall give acceptance of terms & conditions as per letter of sanction, which will form part of documentation and be placed on bank records.

Chief Manager

CHIEF MANAGER

NORTH EASTERN ELECTRIC POWER CORPORATION LIMITED
(A Schedule "A" Miniratna Government of India Enterprise)
(NEEPCO, a Government of India Enterprise under the Ministry of Power was set up on 2nd April, 1976 to plan, investigate, design, construct, generate, operate and maintain power stations in the North Eastern Region of the country. NEEPCO has an installed capacity of 1135 MW which is 49% of the total installed capacity of the N.E. Region. NEEPCO's authorised share capital is Rs.5000 crore)

Registered Office: *Brookland Compound, Lower New Colony, Shillong - 793003, Meghalaya, India*
Tel: (91) - (0364) - 2224487/2226453 Fax: (91)-(0364)- 2226417
Website: www.neepco.gov.in E-mail: cranee@neepco.gov.in

(This is a Private Placement Offer Letter issued in conformity with Form PAS-4 prescribed under section 42 and Rule 14(1) of Companies (Prospectus and Allotment of Securities) Rules, 2014, Securities and Exchange Board of India (Issue and Listing of Debt Securities) Regulations, 2008 issued vide circular no. LAD-NRO/GN/2008/13/127878 dated June 06, 2008, as amended, Securities and Exchange Board of India (Issue and Listing of Debt Securities) (Amendment) Regulations, 2012 issued vide circular no. LAD-NRO/GN/2012-13/19/5392 dated October 12, 2012, as amended, Securities and Exchange Board of India circular no. CIR/IMD/DF/18/2013 dated October 29, 2013 and as amended, Securities and Exchange Board of India (Issue and Listing of Debt Securities) (Amendment) Regulations, 2014 issued vide circular no. LADNRO/GN/2013-14/43/207 dated January 31, 2014)

PRIVATE PLACEMENT OFFER LETTER DATED 29th SEPTEMBER, 2015

ISSUE OF SECURED, REDEEMABLE NON-CONVERTIBLE TAXABLE BONDS IN NATURE OF DEBENTURES (XVIth Issue) FOR CASH AT PAR WITH A FACE VALUE OF ₹10,00,000 EACH AGGREGATING ₹900,00,00,000

TRUSTEE FOR THE BONDHOLDERS

SBICAP Trustee Company Ltd.

SBICAP Trustee Company Ltd.
Registered Office
202, Maker Tower 'E',
Cuffe Parade
Mumbai 400 005
Tel No: 022-4302 5555
Fax No: 022-4302 5500
E-Mail: helpdesk@sbicaptrustee.com

R&TA TO THE ISSUE

MCS Limited

MCS Ltd
Registered Office
Office No. 21/22, Ground Floor,
Kashiram Jamnadas Building, 5, P D'Mello Road
(Ghadiyal Godi), Mumbai - 400009
Tel No: 022-23726252 -55
Fax No: 022-23726256
E-Mail: mcskol@rediffmail.com

SOLE ARRANGER TO THE ISSUE

AXIS BANK

AXIS BANK LTD
Axis House, 8th Floor, Debt Capital Market, Bombay Dyeing Mills Compound,
Pandurang Budhkar Marg, Worli, Mumbai - 400 025
Tel :022-66043293
Fax : 022-24253800

Issue schedule*

Issue opening date	*30th September, 2015*
Issue closing date	*30th September, 2015*
Pay-in date	*30th September , 2015*
Deemed date of allotment	*30th September, 2015*

**The Issuer reserves its sole & absolute right to modify (pre-pone/ postpone) the above issue schedule without giving any reasons or prior notice.*

LISTING

The bond issue is proposed to be listed on the Bombay Stock Exchange Ltd. ("BSE"). The Issuer has obtained an "in-principle" approval from the BSE for listing of the Bonds offered under this Private Placement Offer Letter.

INDEX	TITLE
I.	Definitions/ Abbreviations
II.	Disclaimers
III.	Issuer Information:
A.	Name and address of the Registered & Corporate Office
B.	Compliance Officer of the Issue
C.	Chief Finance Officer
D.	Statutory Auditors of the Issuer
IV.	Brief summary of business/ activities of issuer and its line of business
A.	Overview
B.	Brief profiles of the generating stations
C.	Brief note on the on-going projects of the Corporation
D.	Corporate Structure of the Issuer
E.	Key Operational and Financial Parameters for the last 3 audited years
F.	Gross Debt: Equity Ratio of the Company prior to and after the issue of this security
V.	A brief history of the issuer since its incorporation giving details of its activities
A.	Details of Share Capital as on last quarter end (30.06.2015)
B.	Changes in capital structure as on last quarter end, for the last five years
C.	Equity Share Capital history of the Company as on last quarter end, for the last five years
D.	Details of any Acquisition or Amalgamation in the last 1 year
E.	Details of any Reorganization or Reconstruction in the last 1 year
F.	Any financial or other material interest of the directors, promoters or key managerial personnel in the offer and the effect of such interest in so far as it is different from the interests of other persons
G.	Details of any litigation or legal action pending or taken by any Ministry or Department of the Government or a statutory authority against any promoter of the offeree company during the last three years immediately preceding the year of the circulation of the offer letter and any direction issued by such Ministry or Department or statutory authority upon conclusion of such litigation or legal action shall be disclosed
H.	Related party transactions entered during the last three financial years immediately preceding the year of circulation of offer letter including with regard to loans made or, guarantees given or securities provided
I.	Summary of reservations or qualifications or adverse remarks of auditors in the last five financial years immediately preceding the year of circulation of offer letter and of their impact on the financial statements and financial position of the company and the corrective steps taken and proposed to be taken by the company for each of the said reservations or qualifications or adverse remark
J.	Details of any inquiry, inspections or investigations initiated or conducted under the Companies Act or any previous company law in the last three years immediately preceding the year of circulation of offer letter in the case of company and all of its subsidiaries
K.	Details of acts of material frauds committed against the company in the last three years, if any, and if so, the action taken by the company
VI.	Details of the shareholding of the Company as on the latest quarter end (30.06.2015)
A.	Shareholding pattern of the Company as on the latest quarter end (30.06.2015)
B.	List of top 10 holders of equity shares of the company as on the latest quarter end (30.06.2015)
VII.	Details regarding the Directors of the Company
A.	Details of the current Directors of the Company
B.	Details of change in Directors since last three years
C.	Remuneration of directors (during the current year and last three financial years)
VIII.	Details regarding the Statutory Auditors of the Company
A.	Details of the Auditor of the Company
B.	Details of change in Auditor since last three years
IX.	Details of borrowings of the Company as on the latest quarter end (30.06.2015)
A.	Details of Secured Loan Facilities
B.	Details of Unsecured Loan Facilities
C.	Details of NCDs
D.	List of Top 10 Debenture Holders as on the latest quarter end (30.06.2015)
E	The amount of corporate guarantee issued by the Issuer along with name of the counterparty (like name of the subsidiary, JV entity, group company, etc) on behalf of whom it has been issued.
F.	Details of Commercial Paper
G.	Details of rest of the borrowing (if any including hybrid debt like FCCB, Optionally Convertible Debentures / Preference Shares).
H.	Details of all default/s and/or delay in payments of interest and principal of any kind of term loans, debt securities

	and other financial indebtedness including corporate guarantee issued by the Company, in the past 5 years.
I.	Details of any outstanding borrowings taken/ debt securities issued where taken / issued (i) for consideration other than cash, whether in whole or part, (ii) at a premium or discount, or (iii) in pursuance of an option.
J.	Management's perception of risk factors
X.	Details of promoters of the company
XI.	Abridged version of audited consolidated (wherever available) and standalone financial information (like profit & loss statement, balance sheet and cash flow statement) for at least last three years and auditor qualifications , if any
XII.	Abridged version of latest audited / limited review half yearly consolidated (wherever available) and standalone financial information (like profit & loss statement and balance sheet) and auditors qualifications, if any
XIII.	Any material event/ development or change at the time of issue or subsequent to the issue which may affect the issue or the investor's decision to invest/ continue to invest in the debt securities
XIV.	The names of the debenture trustee(s) shall be mentioned with statement to the effect that debenture trustee(s) has given his consent to the issuer for his appointment under regulation 4 (4) and in all the subsequent periodical communications sent to the holders of debt securities.
XV.	The detailed rating rationale (s) adopted (not older than one year on the date of opening of the issue)/ credit rating letter issued (not older than one month on the date of opening of the issue) by the rating agencies shall be disclosed
XVI.	If the security is backed by a guarantee or letter of comfort or any other document / letter with similar intent, a copy of the same shall be disclosed. In case such document does not contain detailed payment structure (procedure of invocation of guarantee and receipt of payment by the investor along with timelines); the same shall be disclosed in the offer document.
XVII.	Copy of consent letter from the debenture trustee "SBICAP Trustee Company Ltd." dated 18th September, 2015 conveying their consent to act as trustee for the current issue of bonds is enclosed elsewhere in this disclosure document.
XVIII.	Names of all the recognized stock exchanges where the debt securities are proposed to be listed clearly indicating the designated stock exchange.
XIX.	Other details
A.	DRR creation – relevant regulations and applicability
B.	Issue/instrument specific regulations - relevant details (Companies Act, RBI guidelines, etc).
C.	Application process
XX.	Issue Details
XXI.	Summary Term Sheet
XXII.	Servicing behavior on existing debt securities and other borrowings
XXIII.	Undertaking regarding common form of transfer
XXIV.	Material event, development or change at the time of issue
XXV.	Permission / Consent from prior creditors
XXVI.	Material contracts & agreements involving financial obligations of the issuer
	Declaration
ANNEXURES:	
A.	Credit Rating letters from Rating Agencies (ICRA Ltd., CARE Ltd. and CRISIL)
B.	Consent letters dated 18th September, 2015 from SBICAP Trustee Company Ltd.
C.	Consent letter from Registrar & Transfer Agent - MCS Limited
D.	Consent letter from Axis Bank Ltd. to act as Bankers to the Issue
E.	In-principle Approval from Bombay Stock Exchange
F.	Application Form & Instructions

I. DEFINITIONS/ABBREVIATIONS

Articles	Articles of Association of the Company
AY	Assessment Year
Board/ Board of Directors	The Board of Directors of NEEPCO Ltd.
Bonds	XVIth Series Secured Redeemable Non-Convertible Taxable Bonds in the nature of Debentures of ₹10,00,000/- each offered through private placement route
Bondholder/Debenture holder	The holder of the Bonds
Book Closure / Record Date	The date of closure of register of Bonds for payment of interest and repayment of principal
BSE	Bombay Stock Exchange
CARE	Credit Analysis and Research Ltd.
CDSL	Central Depository Services (India) Ltd.
CMD	Chairman and Managing Director of NEEPCO
Depository(ies)	A Depository registered with SEBI under the SEBI (Depositories and Participant) Regulations, 1996, as amended from time to time
Depositories Act	The Depositories Act, 1996, as amended from time to time
Depository Participant	A Depository participant as defined under Depositories Act
Designated Stock Exchange	Bombay Stock Exchange Limited.
Deemed Date of Allotment	Date as specified in the summary term sheet
DER	Debt Equity Ratio
DP	Depository Participant
DRR	Debenture Redemption Reserve
FIs	Financial Institutions
Fiscal	Period of 12 months period ending March 31st, of that particular year unless otherwise stated
FY	Financial Year
Government/GOI	Government of India
ITSL/ Trustee	SBICAP Trustee Company Limited
Issuer/ NEEPCO/ Corporation/Company	North Eastern Electric Power Corporation Limited
I.T. Act	The Income Tax Act, 1961, as amended from time to time
Memorandum	Memorandum of Association of the Company
MF	Mutual Fund
NSDL	National Securities Depository Limited
PAN	Permanent Account Number
PPOL/Private Placement Offer Letter	PPOL dated 29th September, 2015 for Private Placement of 8.68% p.a. payable semi annually XVIth Secured Redeemable Non-Convertible Taxable Bonds Series in the nature of Debentures of ₹10,00,000/- each for cash at par.
Rs. / INR	Indian Rupee
RTGS	Real Time Gross Settlement
Registrar	MCS Limited
RBI	The Reserve Bank of India
SEBI	The Securities and Exchange Board of India, constituted under the SEBI Act, 1992.
SEBI Act	Securities and Exchange Board of India Act, 1992, as amended from time to time
SEBI Regulations	Securities & Exchange Board of India (Issue & Listing of Debt Securities) Regulations, 2008 issued vide circular No. LAD-NRO/GN/2008/13/127878 dated June 6, 2008, as amended and Securities & Exchange Board of India (Issue & Listing of Debt Securities) (Amendment) Regulations, 2012 issued vide circular no. LAD-NRO/GN/2012-13/19/5392 dated October 12, 2012.
TDS	Tax Deducted at Source
The Companies Act/ the Act	The Companies Act, 2013 as amended from time to time.
The Issue/ The Offer/ Private Placement	Private Placement of 8.68% p.a. payable semi annually XVIth Secured Redeemable Non-Convertible Taxable Bonds Series in the nature of Debentures of ₹10,00,000/- each for cash at par for an amount aggregating `900 crore.

II. DISCLAIMERS

DISCLAIMER OF THE ISSUER

This Private Placement Offer Letter is neither a Prospectus nor a Statement in Lieu of Prospectus and is prepared in conformity with Form PAS-4 prescribed under section 42 and rule 14(1) of Companies (Prospectus and Allotment of Securities) Rules, 2014, Securities and Exchange Board of India (Issue and Listing of Debt Securities) (Amendment) Regulations, 2012 issued vide circular no. LAD-NRO/GN/2012-13/19/5392 dated October 12, 2012, as amended from time to time. This Private Placement Offer Letter does not constitute an offer to the public generally to subscribe for or otherwise acquire the Bonds to be issued by (the "Issuer"/ the "North Eastern Electric Power Corporation Limited (NEEPCO)"/ ("the Company"). The document is for the exclusive use of the Institutions to whom it is addressed and it should not be circulated or distributed to third party (ies). The Company certifies that the disclosures made in this Private Placement Offer Letter are generally adequate and are in conformity with the Companies Act 2013 & relevant SEBI Regulations. This requirement is to facilitate investors to take an informed decision for making investment in the proposed issue.

The issuer confirms that the information contained in this Private Placement Offer Letter is true and correct in all material respects and is not misleading in any material respect. All information considered adequate and relevant about the issue and the Company has been made available in this Private Placement Offer Letter for the use and perusal of the potential investors and no selective or additional information would be available for a section of investors in any manner whatsoever. The Company accepts no responsibility for statements made otherwise than in this Private Placement Offer Letter or any other material issued by or at the instance of the Company and anyone placing reliance on any anyone placing reliance on any other source of information would be doing so at his / her / their own risk.

In pursuance of sub-section (8) of section 42 of The Companies Act, 2013, the Issuer shall not release any public advertisements and shall not utilize any media, marketing or distribution channels or agents to inform the public at large about such an offer, where the term 'public advertisements' shall include notices, brochures, pamphlets, circulars, show cards, catalogues, hoardings, placards, posters, insertions in newspapers, pictures, films, or any other print medium, radio, television programme through any electronic medium, mass communications or e-mails, internet websites including social networking websites, publicity through telephone or mobile etc..

b. DISCLAIMER OF THE SECURITIES & EXCHANGE BOARD OF INDIA

Pursuant to rule 14 (3) of The Companies (Prospectus and Allotment of Securities) Rules, 2014, a copy of this Private Placement Offer Letter shall be filed with the Registrar of Companies, Shillong along with fee as provided in The Companies (Registration Offices & Fees) Rules, 2014 and since the Bonds/Debentures of the Company are listed (as per section 2(52) read with section 2(81) of the Companies Act, 2013), the same shall also be filed with the Securities & Exchange Board of India ("SEBI") along with fee as provided in Securities & Exchange Board of India (Payment of Fees)(Amendment) Regulations, 2014 dated May 23, 2014, within a period of thirty days of circulation of this Private Placement Offer Letter. The Bonds have not been recommended or approved by SEBI nor does SEBI guarantee the accuracy or adequacy of this Private Placement Offer Letter. It is to be distinctly understood that this Private Placement Offer Letter should not, in any way, be deemed or construed that the same has been cleared or vetted by SEBI. SEBI does not take any responsibility either for the financial soundness of any scheme or the project for which the Issue is proposed to be made, or for the correctness of the statements made or opinions expressed in this Private Placement Offer Letter. However SEBI reserves the right to take up at any point of time, with the Issuer, any irregularities or lapses in this Private Placement Offer Letter.

c. DISCLAIMER OF THE STOCK EXCHANGE

As required, a copy of this Document has been submitted to BSE for hosting the same on its website. It is to be distinctly understood that such submission of the Document with BSE or hosting the same on its website should not in any way be deemed or construed that the document has been cleared or approved by BSE ; or does it in any manner warrant, certify or endorse the correctness or completeness of any of the contents of this Document; nor does it warrant that this Issuer's securities will be listed or continue to be listed on the Exchange; nor does it take responsibility for the financial or other soundness of this issuer, its promoters, its management or any scheme or project of NEEPCO. Every person who desires to apply for or otherwise acquire any securities of this Issuer may do so pursuant to independent inquiry, investigation and analysis and shall not have any claim against the Exchange whatsoever by reason of any loss which may be suffered by such person consequent to or in connection with such subscription / acquisition whether by reason of anything stated or omitted to be stated herein or any other reason whatsoever.

d. DISCLAIMER IN RESPECT OF JURISDICTION

The private placement of Bonds is made in India to Companies, Corporate Bodies, Trusts registered under the Indian Trusts Act, 1882, Societies registered under the Societies Registration Act, 1860 or any other applicable laws, provided that such Trust/ Society is authorized under constitution/ rules/ byelaws to hold bonds in a Company, Indian Mutual Funds registered with SEBI, Indian Financial Institutions, Insurance Companies, Commercial Banks including Regional Rural Banks and Cooperative Banks, Provident, Pension, Gratuity, Superannuation Funds as defined under Indian laws. The Disclosure document does not, however, constitute an offer to sell or an invitation to subscribe to securities offered hereby in any other jurisdiction to any person to whom it is unlawful to make an offer or invitation in such jurisdiction. Any person into whose

possession this Document comes is required to inform about and to observe any such restrictions. Any disputes arising out of this issue will be subject to the exclusive jurisdiction of the courts **at Shillong.** All information considered adequate and relevant about the Issuer has been made available in this Document for the use and perusal of the potential investors and no selective or additional information would be available for a section of investors in any manner whatsoever.

e. DISCLAIMER IN RESPECT OF ARRANGER

The Issuer is solely responsible for the truth, accuracy and completeness of all the information provided in this Information Memorandum. Neither is the Arranger responsible for preparing, clearing, approving, scrutinizing or vetting this Information Memorandum, nor is the Arranger responsible for doing any due diligence for verification of the truth, correctness or completeness of the contents of this Information Memorandum. The Arranger shall be entitled to rely on the truth, correctness and completeness of this Information Memorandum. It is to be distinctly understood that the aforesaid use of this Information Memorandum by the Arranger should not in any way be deemed or construed to mean that the Information Memorandum has been prepared, cleared, approved, scrutinized or vetted by the Arranger. Nor should the contents of this Information Memorandum in any manner be deemed to have been warranted, certified or endorsed by the Arranger as to the truth, correctness or completeness thereof. Each recipient must satisfy itself as to the accuracy, reliability, adequacy, reasonableness or completeness of the Information Memorandum.

The Arranger has not conducted any due diligence review on behalf or for the benefit of the Debenture Trustee or any of the Debenture Holder. Each of the Debenture Holder should conduct such due diligence on the Issuer, the Debentures and the Security, as it deems appropriate and make its own independent assessment thereof.

Distribution of this Information Memorandum does not constitute a representation or warranty, express or implied by the Arranger that the information and opinions herein will be updated at any time after the date of this Information Memorandum. The Arranger does not undertake to notify any recipient of any information coming to the attention of the Arranger after the date of this Information Memorandum. No responsibility or liability or duty of care is or will be accepted by the Arranger for updating or supplementing this Information Memorandum nor for providing access to any additional information as further information becomes available.

Neither the Arranger nor any of their respective directors, employees, officers or agents shall be liable for any direct, indirect or consequential loss or damage suffered by any person as a result of relying on any statement in or omission from this Information Memorandum or in any other information or communications made in connection with the Debentures.

The Arranger is acting for the Company in relation to the Issue of the Debentures and not on behalf of the recipients of this Information Memorandum. The receipt of this Information Memorandum by any recipient is not to be constituted as the giving of investment advice by the Arranger to that recipient, nor to constitute such a recipient a customer of the Arranger. The Arranger is not responsible to any other person for providing the protection afforded to the customers of the Arranger nor for providing advice in relation to the Debentures.

Each recipient of this Information Memorandum acknowledges that:

(a) each recipient has been afforded an opportunity to request and to review and has received all additional information considered by the recipient to be necessary to verify the accuracy of or to supplement the information contained herein; and

(b) such recipient has not relied on the Sole Arranger in connection with its investigation of the accuracy of such information or its investment decision.

III. ISSUER INFORMATION:

A.NAME AND ADDRESS OF THE REGISTERED / CORPORATE OFFICE OF THE ISSUER:

Name of the Issuer	North Eastern Electric Power Corporation Limited (NEEPCO)
Registered Office	Brookland Compound, Lower New Colony, Shillong - 793 003, Meghalaya, India.
Telephone Number	0364 – 2228652 / 2223051
Fax Number	0364 – 2228652 / 2228542 / 2505776
Website	www.neepco.gov.in
E-mail	chiranjeeb@neepco.gov.in; cranee@neepco.gov.in

B. COMPLIANCE OFFICER OF THE ISSUE:

Mr. Chiranjeeb Sharma
Company Secretary, NEEPCO Limited
Brookland Compound, Lower New Colony,
Shillong - 793 003, Meghalaya, India
Tel.: 0364-2228652
Fax: 0364-2228542/2505776
E-mail: chiranjeeb@neepco.gov.in

C. CHIEF FINANCE OFFICER:

Mr. Alexander Gordon West Kharkongor
Director (Finance), NEEPCO Limited
Brookland Compound, Lower New Colony,
Shillong - 793 003, Meghalaya, India
Tel.: 0364-2223176
Fax: 0364-2228542/2505776
E-mail: agwest@neepco.gov.in

E. TRUSTEE OF THE ISSUE

SBICAP Trustee Company Ltd.
202, Maker Tower E
Cuffe Parade, Mumbai 400 005
Tel No: 022-43025555
Fax: 022-22040465

F. REGISTRAR OF THE ISSUE

MCS Ltd.
Office No. 21/22, Ground Floor,
Kashiram Jamnadas Building
5, P D Mello Road, (Ghadiyal Godi)
Mumbai – 400009

G. CREDIT RATING AGENCIES OF THE ISSUE

1. ICRA Ltd.
FMC Fortuna, A-10 & A-11, 3rd Floor,
234/3A, A.J.C. Bose Road
Kolkata 700020

2. Credit Analysis & Research Ltd.
3rd Floor, Prasad Chambers,
Shagun Mall Building, 10A, Shakespeare Sarani,
Kolkata - 700 071

3. CRISIL Ltd.
Plot No. 46, Sector 44, Opposite PF Office,
Gurgaon – 122003, Haryana

H. AUDITORS OF THE ISSUER

M/s SPAN & Associates
Chartered Accountants
C/O- Ms Ratna Das, Upendralaya
House No-16, Bye Lane – 6
Nabin Nagar , Janapath
Guwahati – 781 024

IV. BRIEF SUMMARY OF THE BUSINESS/ACTIVITIES OF THE ISSUER AND ITS LINE OF BUSINESS

A. OVERVIEW

NEEPCO is a Schedule "A" Miniratna Government of India Enterprise under the Ministry of Power with a present Authorised Capital of `5000 crore. Its primary goal is the integrated and efficient development of the Power Sector in the Region by planning, investigating and preparing preliminary feasibility and definite project reports followed by the actual construction, operation and maintenance of power stations and projects.

Since NEEPCO has been incorporated to operate primarily in the North Eastern Region, it would be pertinent to mention the immense potential of the region for generation of power. Additionally, the Region also has abundant resource of coal, oil and gas for thermal power generation. In spite of such huge potential the Region ranks lowest in the country in terms of per capita energy consumption. This has been mainly due to inhospitable climatic conditions, remote location and inaccessibility of geographical locations.

Hydro-electric Power: In terms of hydro power, the North Eastern Region has the potential of about 58971 MW, i.e. almost 40% of the country's total hydro potential. Of this huge hydro potential, less than 2% (1116 MW) has so far been harnessed as on 31.03.2010 and the remaining 98% is yet to be exploited.
Natural Gas: 151.68 billion cubic feet - enough to generate 7500 MW for 10 years.
Coal: 864.78 Million tonnes against 186 Billion tones of reserves in the country. With the reserves in the N.E Region, approximately 240 MW/day can be generated for a period of 100 years.

However with continual improvement of infrastructure and communication facilities, the North East region stands to become the Power House of India by utilising its surplus power potential especially in the hydro sector.

MISSION STATEMENT

- To harness the vast hydro & thermal power potential of the region.
- To produce pollution free and inexhaustible power through planned development of power generation projects.
- To play a significant role in the integration and development of hydroelectric and thermal power in the Central Sector covering all aspects such as investigation, planning, designs, construction, operation and maintenance of hydroelectric and thermal projects which in turn would effectively promote the development of the nation as a whole.

CERTIFICATIONS RECEIVED

- ✓ ISO 9001-2000 Quality Management System
- ✓ ISO 14001-2004 Environmental Safeguards
- ✓ OHSAS 18001-1999 Occupational Health and Safety Standards

CORPORATE SOCIAL RESPONSIBILITY (CSR)

Since its inception NEEPCO has always given top priority towards all round development of the people residing in and around its operational areas. As a responsible corporate citizen, NEEPCO has undertaken various community development activities particularly in the field of education, health, infrastructure development and other community needs. The Corporation is committed to discharge larger responsibilities towards the society in future.

NEEPCO'S CSR MISSION

- To execute and operate projects in a cost effective, environment friendly and socio-economically responsive manner with thrust on energy conservation.
- To be a responsible corporate entity for nurturing human values with concern for society.
- To contribute towards community development and help achieve a high level of human development in the field of education and health in particular as human development contributes to welfare by enhancing 'capabilities' of people thereby increasing their productivity, income and general wellbeing.

PRODUCTS/SERVICES

NEEPCO generates and supplies power to the seven states of the North Eastern Region. The primary beneficiaries are:

- Assam Power Distribution Company Ltd.
- Meghalaya Energy Corporation Ltd.
- Tripura State Electricity Corporation Ltd.
- Department of Power, Govt. of Arunachal Pradesh
- Electricity Department, Govt. of Manipur
- Power & Electricity Department, Govt. of Mizoram
- Department of Power, Govt. of Nagaland

SUPPLY OF POWER

NEEPCO's generating stations feed power at their respective bus-bar into the Regional Grid. Power is transmitted to the Bulk Power Consumers through transmission systems of the PowerGrid Corporation of India Ltd. (PGCIL) as well as the respective State Transmission Utilities (STU). Generation and transmission of power in the region is regulated by the North Eastern Regional Power Commission and the North Eastern Regional Load Despatch Centre which are the designated apex bodies for integrated operation and management of the Regional Power System (Regional Grid). Tariff for power from the various stations are fixed as per the Availability Based Tariff (ABT) by the Central Electricity Regulatory Authority (CERC). The ABT regime came into force in the North Eastern Region with effect from 01.11.2003. NEEPCO has commissioned/synchronized the following generating power stations:

Sl.	Name of the Power Station	Installed Capacity	State
1	Khandong Power Station	50 MW	Assam
2	Kopili Power Station	200 MW	Assam
3	Kopili Hydro Electric Project – Stage II	25 MW	Assam
4	Doyang Hydro Electric Project	75 MW	Nagaland
5	Ranganadi Hydro Electric Project	405 MW	Arunachal Pradesh
	Sub-total (Hydro)	**755 MW**	
6	Assam Gas Based Power Project	291 MW	Assam
7	Agartala Gas Based Power Project (84 MW + 51 MW)	135 MW	Tripura
8	Tripura Gas Based Power Project	101 MW	Tripura
	Sub-total (Thermal)	**527 MW**	
	Grid Interactive Solar Power Plant at TGBP Site, Tripura **(Renewable)**	**5 MW**	Tripura
	Grand Total	**1287 MW**	

B. BRIEF PROFILES OF THE GENERATING STATIONS

1. Khandong Power Station & 2. Kopili Power Station (KHEP): They comprise the original Kopili Hydro Electric Project (100 MW) located on the River Kopili in the North Cachar Hills District of Assam which was the maiden venture of NEEPCO when it came into existence in 1976. The first stage of Kopili Hydro Electric Plant has two dam and dyke systems for creating two reservoirs, one on the Kopili River and the other on the Umrong stream, a tributary of the Kopili. Water from the Kopili reservoir is utilized in the Khandong power station through a 2852 metre long tunnel to generate 50 MW (2 X 25 MW) of power. The tail water from this powerhouse is led to the Umrong reservoir. The water from Umrong reservoir is taken through a 5473 metre long tunnel to the Kopili power station to generate 200 MW (4 X 50 MW) of power. Subsequently, the Stage I Extension (100 MW) of the project envisaged setting up two additional 50 MW units at Kopili Power Station, provisions for which were already kept during the first stage development of the project. The Units III and IV under this extension scheme were commissioned in March, 1997 and June, 1997 respectively. The total installed capacity of the Kopili Power Station thus went up to 200 MW and that of the project as whole to 250 MW. The raising of the Umrong reservoir by 7.6 m was taken up to meet the demand for more water for two additional 50 MW units of first stage extension.

3. Kopili Hydro Electric Project - Stage II (KHEP-II): The second stage of the Kopili Hydro Electric Project involved construction of a powerhouse to generate additional 25 MW of power by utilizing water from the Kopili reservoir through a 480 m long water conductor system, provision of which was kept as a by-pass conduit from the surge shaft in the Khandong tunnel. The water from the second stage powerhouse goes to the Umrong reservoir for utilization in the Kopili power station

4. Doyang Hydro Electric Project (DHEP): Situated on the River Doyang, a tributary of the River Brahmaputra, this Project with a capacity of 3 X 25 MW and an estimated annual generation of 227 Million Units was commissioned on the 2nd week of July'2000. The Project is located in Wokha District of Nagaland. It consists of three units of 25 MW each and has a Design Energy of 227 MU. The Dam is of Rock Fill type with a height of 87.50 m and length of 462 m. The steel lined HRT has double bifurcation, 5.92m in diameter and 427.86 m long and the Design Head is 67.0 m. The Evacuation System comprises a 132 kV D/C Doyang-Dimapur lines of PGCIL and a 132 kV S/C Doyang-Kohima line and 132 KV S/C Doyang-Mokochung line of Govt. of Nagaland.

5. Ranganadi Hydro Electric Project (RHEP): This run-of-the-river Project is located in the Lower Subansiri District of the State of Arunachal Pradesh in the Ranganadi basin and the adjoining Dikrong basin. . It consists of three units of 135 MW each and has a Design Energy of 1509.66 MU. The Dam is of Concrete Gravity type with a height of 68 m and length of 340 m. The HR Tunnel has a diameter of 6.8 m and is 10.13 km long while the dimensions of the Penstock are 5.8 m dia x 778 m long; 4.75 m dia x 137 m long; 3.35 m dia x 147 m long. The Design Head is 304.0 m. The Evacuation System comprises 400 kV Ranganadi-Balipara D/C Lines of PGCIL and 132 kV Ranganadi-Nirjuli S/C Line, 132 kV Ranganadi-Along S/C Line of the Govt. of Arunachal Pradesh.

6. Assam Gas Based Power Project (AGBPP): This Combined Cycle Gas Turbine Project is located in the Dibrugarh District of Assam. It has been partly financed by a loan of 37.272 Billion Yen under bilateral credit arrangement with the Overseas Economic Cooperation Fund of Japan. It utilizes natural gas available in the oil fields of Upper Assam. The power station comprises of 6 Gas Turbines with associated Waste Heat Recovery Boilers and 3 Steam Turbines, arranged in a modular fashion. A module comprises of 2 Gas Turbines with associated Waste Heat Recovery Boilers and 1 steam turbine.

7. Agartala Gas Based Power Project (AGTP): This project is located in the West Tripura District of the state of Tripura near the capital town of Agartala .The project was run on an Open Cycle Mode with 4 Gas Turbines of 21 MW each of European Gas Turbine make operating on natural gas obtained from the gas fields of M/S ONGC. The Project has been financed through the budgetary support of the Government of India and partially through external commercial borrowings from the Deutsche Bank, Germany. The Project was completed in 1997-98. at a cost of Rs 322.55 Crores with a 50:50 debt equity ratio. Subsequently, the AGTP-Extension was commissioned in August, 2015 thereby transforming the project into a Combined Cycle plant with 2 (two) Steam Turbine Generating units of 25.5 MW each and a total installed capacity of 135 MW. The financing pattern of this extension project was with a Debt-Equity ratio of 70:30. The debt component of the cost was met from the proceeds of the USD 100 million ECB from SBI, Singapore while equity was funded from internal accruals of NEEPCO.

8. 5 MWp Grid Interactive Solar Power Plant: As a maiden venture, a 5 MWp Grid Interactive Solar PV Power Project is being setup at Monarchak within the premises of the 101 MW Tripura Gas Based Power Project at an estimated cost of ₹42.89 Cr. (including IDC), with the levellised tariff being Rs. 9.46/unit. The project was commissioned on 15th February, 2015. The power generated from the project is being evacuated through a 33 KV Double – Circuit Line to the Rabindranagar Sub-Station of Tripura State Electricity Corporation Limited (TSECL). The infrastructure for evacuation of power was carried out by TSECL on "Deposit Work Basis".

9. Tripura Gas Based Power Project (TGBPP): A Gas Based Combined Cycle Project of nominal capacity 101 MW, this project is located in Monarchak, Tripura. Like the AGTP-Extension, this project was approved with a debt-equity ratio of 70:30 with the equity to be fully funded by NEEPCO from its internal accruals while the debt was financed from the proceeds of the USD 100 million ECB from SBI, Singapore as well as PSU Bonds raised from time to time. A fuel supply agreement (FSA) for this project was signed with ONGC on 5th June, 2008. A PPA was signed on 19th March, 2008 with the State Govt. of Tripura which is the sole beneficiary of this project. The project was successfully synchronized on 11th March, 2015 and was fully loaded upto 66 MW on 30th March, 2015.

C. BRIEF NOTE ON THE ON-GOING PROJECTS OF THE CORPORATION:

a. ON-GOING POWER PROJECTS

NEEPCO is presently constructing five more projects which will add another 922 MW to its Installed capacity. All the on-going projects have been allotted to NEEPCO by the Government of India in agreement with the respective State Governments. A summary of these projects is as follows:

Sl.	Name of the Project	Installed Capacity	State	Estimated Cost (*₹ in crore*)
(i)	Kameng Hydro Electric Project	600 MW	Arunachal Pradesh	6476.34
(ii)	Pare Hydro Electric Project	110 MW	Arunachal Pradesh	1487.50
(iii)	Tuirial Hydro Electric Project	60 MW	Mizoram	1381.71
	Total	**770 MW**		

(i) Kameng Hydro Electric Project (600 MW):

A run-of-the-river (ROR) scheme in the West Kameng District of Arunachal Pradesh, this project comprises of 4 units of 150 MW turbine-generators each with total design energy of 3,353 MU. The project was approved for construction on 2nd December, 2004 at a cost of ₹2496.90 crore including IDC of ₹249.09 crore at March, 2004 price levels and is presently in advanced stages of construction. PPAs have been signed with the Governments of Assam and Arunachal Pradesh for 300 MW each.

The approved funding pattern of this project is with a debt-equity ratio of 70:30 and the equity to be fully funded by the Govt. of India. The debt component is presently being funded by a loan from PFC. A revised cost estimate (RCE) of ₹6476.34 crore has been submitted to the Ministry of Power and is presently awaiting approval. The expected date of commissioning is June, 2016. The tariff is ₹4.16/kwh for the first year and ₹3.97/kwh as levellized tariff based on the RCE.

The Ministry of Power has allocated the energy from this project to the NE Region (50%), the Western Region (25%) and the Northern Region (25%).

The source-wise expenditure (provisional) for this project as on 31st August, 2015 is as follows:

Sources of funds	Expenditure in ₹ crore
Equity from Govt. of India	749.07

PSU Bonds	2838.63
Internal Resources	427.53
Total	**4015.23**

(ii) Pare Hydro Electric Project (110 MW):

A concrete gravity dam scheme on the Dikrong river in the Papumpare District of Arunachal Pradesh, the project is comprised of 2 units of 55 MW turbine-generators with a total design energy of 506.42 MU. The project was approved for construction on 4th December, 2008 at a cost of ₹573.99 crore including IDC of ₹67.66 crore at June, 2007 price levels and is presently in advanced stages of construction. PPAs have been signed with all the seven states of the NER for supply of power from this project.

The approved funding pattern of this project is with a debt-equity ratio of 70:30 and the equity to be fully funded by the Govt. of India. The debt component is being funded by a loan from KfW, Germany covered by the Indo-German Bilateral Development Cooperation Programme under an agreement signed between the Government of India and the Government of the Federal Republic of Germany on 21st May, 2008.

A revised cost estimate (RCE) of Rs.1487.50 crore including IDC of Rs.141.52 crore has been submitted to the Ministry of Power and is presently awaiting approval.

The source-wise expenditure (provisional) for this project as on 31st August, 2015 is as follows:

Sources of funds	Expenditure in ₹ Crore
Equity from Govt. of India	172.20
KfW Loan	529.44
Internal Resources	324.22
Total	**1025.86**

(iii) Tuirial Hydro Electric Project (60 MW):

A medium head storage scheme in the Aizawl District of Mizoram, the project comprises 2 units of 30 MW turbine-generators with total design energy of 250.63 MU. CCEA clearance was obtained on 7th July, 1998. After the award of major packages, work on the project began from 2001 as per the drawn up plan. However, the project work came to total stop w.e.f. 9th June, 2004 on account of agitation launched by Tuirial Crop Compensation Claimant Association claiming payment of crop compensation for the standing crops in the riverine reserve forest. As on June, 2004 prior to stoppage of work, 30% of the project work and 95% of Design & Engineering work had been completed.

In order to revive the project, various efforts were made by the Ministry of Power, NEEPCO and the Govt. of Mizoram. Subsequently, a PIB recommendation for revival of the project at a RCE of ₹913.63 crore at March, 2010 PL was placed before the CCEA for investment decision. The CCEA clearance was issued on 14th January, 2011 with approval for a debt-equity ratio of 85:15, commissioning schedule of December, 2015 and the following funding pattern:

Source of funds	Amount in ₹ crore
1. Equity from Govt. of India	137.04
2. Subordinate Loan from Govt. of India	291.96
3. Grant from NLCPR of DoNER	300.00
4. Loan from domestic FI/PFC	184.63
Total	**913.63**

The rate of interest on the Subordinate Loan is 1% p.a. to be paid w.e.f. the date of commercial operation and loan repayments will start from the 16th year from commissioning up to the 30th year. Presently, a RCE is under preparation by NEEPCO and will be submitted to the MoP for necessary approval.

The source-wise expenditure (provisional) for this project as on 31st August, 2015 is as follows:

Sources of funds	Expenditure in ₹ Crore
1. Equity from Govt. of India	137.04
2. Subordinate Loan from Govt. of India	291.96
3. Grant from NLCPR of DoNER	169.91
4. Bonds	184.63
5. Internal Resources	88.92
Total	**872.46**

b. RENEWABLE ENERGY INITIATIVES:

The Corporation has ventured into the Renewable Energy Sector in the form of Solar and Wind Energy Projects and has also committed to the Ministry of New & Renewable Energy (Green Energy Commitment) to implement projects up to

2500 MW during the period 2015-2019. Apart from the already ongoing Solar PV project at Monarchak, other projects have been proposed which are as under:

Sl.	Project	Status
1.	Grid Interactive Solar Power Project (2 MW), Lanka, Assam.	▪ Detail project report (DPR) prepared through consultant and investment approval accorded on 28th Nov 2014. Thus, ***"Excellent"*** MOU rating could be achieved.
2.	Grid interactive Solar Power Project (5 MW), Surjyamoninagar, Tripura	▪ Detail project report (DPR) was prepared by NEEPCO and approved on 13th August 2014. Thus, ***"Excellent"*** MOU rating could be achieved.
3.	Grid Interactive Wind Power Project, at Kopili HEP, Assam.	▪ Pre- Feasibility Report was prepared by National Institute of Wind Energy Technology, Chennai and accepted on 26th February 2015, thereby achieved the ***"Excellent"*** MOU rating.

The Strategic Business Plan for Renewable Energy Sector of NEEPCO for the next 5 years has also been formulated. The Corporation has committed to put up 2500 MW of Renewable Energy Projects during 2015-19 as per Prime Ministers' initiative for putting in 1 Lakh MW of Renewable Energy in the Country. The Commitment certificate was handed over to Government of India during the RE-INVEST 2015 (1st Renewable Energy Global Investors Meet & Expo), organized by MNRE w.e.f 15.02.2015 to 17.02.2015 at New Delhi. The targeted year-wise capacity addition is as below:

Type of RE Project	Year wise Capacity Addition (MW)					
	2015-16	2016-17	2017-18	2018-19	2019-20	Total
Solar	95	150	550	555	600	1950
Wind	---	40	150	150	160	500
SHEP	--	---	--	20	30	50
Total	95	190	700	725	790	2500

c. S&I SCHEMES: (Ownership Basis):

Sl.	Project	Status
		HYDRO
1.	**Projects in Meghalaya**	
	Mawphu H.E. Project, Stage-II (75 MW), Meghalaya	▪ Draft Detailed Project Report (DPR) is under scrutiny by CEA. ▪ Comprehensive EIA/ EMP studies by WAPCOS in progress. ▪ Application for diversion of 110 Ha of forest land submitted.
2.	Killing Hydro Electric project (50 MW), Assam/ Meghalaya	▪ Pre-Feasibility Report (PFR) has been prepared. ▪ Terms of Reference (TOR) for EIA/EMP Studies obtained from MoEF on 30.12.2014. ▪ Tender for EIA/EMP studies opened on 30.03.2015 and techno-commercial bid under evaluation. ▪ HM data collection, Topographical Survey and Geological Surface Mapping in progress. ▪ Application for diversion of 123.2 Ha of forest land made on 29.12.2014. ▪ Brahmaputra Board has been requested for handing over the related reports/ information to NEEPCO.
3.	**Projects in Mizoram**	
	Lungreng HEP (815 MW)	▪ Clearance of MEA for taking up the S&I works is awaited since both the projects involve international boundary with Myanmar.
	Chhimtuipui HEP (635 MW)	
	Mat HEP (76 MW)	▪ DPR under updation by CWC. ▪ NEC requested CWC on 01.04.2015 to hand over all the related inputs to NEEPCO. ▪ Matter is under persuasion with CWC and Efforts are being made for updation of the DPR at the earliest.
	Tuivai HEP (210 MW), Mizoram.	▪ MOA was signed with Govt. of Mizoram on 10.02.2015 for execution of the project. ▪ DPR was earlier prepared by CWC and subsequently reviewed by NEEPCO prior to signing of the MOA. ▪ Cost estimate of the project has been updated.
4.	**Projects in Manipur:**	
	Pabram HEP (150 MW)	▪ Pre Implementation Agreement was signed with the State Govt. on 28.08.14 for DPR preparation and implementation of these projects.
	Khongnem Chakha HEP (50	

Sl.	Project	Status
	MW)	▪ Project Feasibility Report (PEF) prepared.
	Irang HEP (60 MW),	▪ Techno-commercial viability issues being taken up with the State Government.
	Tuivai HEP (51 MW)	

d. PROJECTS IN THE PIPELINE: (Ownership Basis):

Sl.	Project	Status
		HYDRO
1.	Selim HEP (170 MW), Meghalaya	▪ NEEPCO on 29.12.2014 submitted application for allotment of the Selim H.E. Project in the prescribed format with a requisite amount of Rs. 2.75 lakh to the Government of Meghalaya.
2.	Panyor HEP (80 MW), Arunachal Pradesh	▪ The Government of Arunachal Pradesh allotted the project to M/s Raajratna Energy Holdings Pvt .Ltd. ▪ The Developer had on 30.10.2014 communicated its offer to hand over the Project to NEEPCO on cost plus basis. ▪ NEEPCO engaged consultant or carrying out Due Diligence Study of the project on 19.02.2015.
3.	Nafra HEP (120 MW), Arunachal Pradesh	▪ The Govt. of Arunachal Pradesh allotted the project to M/s SEW Energy Ltd. ▪ SPV namely M/s Sew Nafra Power Corporation Private Ltd. on 03.03.2015 offered to Sale/Transfer of ownership of the project to NEEPCO, which is under examination of NEEPCO.
		THERMAL
4.	Garo Hills Thermal Power Project (500 MW), Meghalaya	▪ The Project site identified near Darrugiri, East Garo Hills District of Meghalaya. ▪ Preliminary survey works for the Project site completed. ▪ NEEPCO has taken up the physical survey to identify the coal bearing area and Coal Bearing lands under the East Darrengiri Area have been identified as the primary source for the captive mining to cater the need of coal linkage for the Project. The District Administration, East Garo Hills have been pursued/being pursued for interaction with the Coal Bearing Land owners and get the consent/ Expression of Interest for providing land to NEEPCO on lease to take up further activities for establishing captive coal mining to supply requisite coal for the Project. A report on the same is prepared in Nov 2014. This being the target under MoU 2014-15 under "Initiative for growth" could be achieved as "Excellent".
		RENEWABLE
5.	2 MW Solar PV Power Plant at Sonapur, Assam.	▪ MoU has been signed between NEEPCO and Assam Don Bosco University Sonapur, Assam, on 9th Feb' 2015 for setting up of 2 MW Solar PV Power Plant.

e. RAJIV GANDHI GRAMIN VIDYUTKARAN YOJNA (RGGVY)

The Corporation has been entrusted by the Govt. of Tripura for implementation of Rural Electricity infrastructure including Household Electrification Scheme under 12th Plan Grameen Vidyutikaran Yojana in two Districts viz South Tripura and Sepahijala. The sanction project cost (excluding 5% agency charges) for South Tripura District is Rs. 44.80 Cr. and for Sepahijala District is Rs. 39.04 Cr. Work was awarded in September, 2014.

Quadripartite Agreement amongst Rural Electrification Corporation (REC), Govt. of Tripura, Tripura State Electricity Corporation Ltd. (TSECL) and NEEPCO was signed on 26.11.2014. Mobilization of material at site has started in March 2015 for commencing erection works.

The cumulative expenditure incurred in the Project up to 31st March, 2015 was Rs.0.65 Crore, out of which an amount of Rs.0.35 Crore was spent during 2014-15.

f. JOINT VENTURE PROJECTS

With a view to enhance generation capacity, NEEPCO has formed Joint Ventures with other CPSUs, State Utilities and Private Developers to undertake various projects. The projects taken up through the JV route and their status are given below:

Sl.	Project	Status
		HYDRO

1.	Dibbin HEP (120 MW), Arunachal Pradesh.	▪ KSK Dibbin Hydro Power Private Limited (JV between KSK Energy Ventures and NEEPCO) has submitted the Revised Hydrology to CWC for approval which is awaited.
2.	Siang Upper (Stage-II) HE Project (3750 MW), Arunachal Pradesh.	▪ Revised PFR confirming to the MOEF stipulation has been prepared. ▪ Stage-I Forest Clearance was obtained on 01.07.2014. ▪ TOR for EIA/EMP studies cleared by MOEF in Oct'14 based on revised PFR. ▪ Comprehensive EIA/EMP studies carried out by WAPCOS is in progress. ▪ 80% of Topographical survey completed. ▪ Investigation works are facing stiff resistance from local inhabitants.
3.	Siang Upper Stage-I HEP (6000 MW), Arunachal Pradesh	▪ As decided by Ministry of Power Government of India in its meeting on 06.06.2014, a single JV Company shall be formed for both the Siang Upper Stage-I & II HEP and a tripartite MOA amongst the JV partners and GOAP shall be signed for both the projects. ▪ This tripartite MoA shall supersede the MoA already signed between GoAP and NEEPCO in respect of Siang Upper Stage-II HEP (3750 MW). ▪ The draft Tripartite MOA to be signed among NHPC, NEEPCO and GOAP is under finalization.
4.	Tipaimukh HE Project (1500MW), Manipur.	▪ Finalization of the Draft Promoters' Agreement is in process between NEEPCO & NHPC. ▪ Meanwhile, MOEF recommended exploring the feasibility with smaller dams involving smaller forest area. ▪ As per the aforesaid recommendation and subsequent request of MOP and NEEPCO, NHPC is exploring for revision of the project to involve lesser forest area. ▪ Meanwhile, MoP vide letters dated 20.08.2014 and 05.01.2015 suggested the State Governments of Manipur and Mizoram that forest clearance of the Project need not be pursued at this stage and desired that the State Governments may intimate their views if any, in the matter.
5.	Kurung HEP (330 MW), Arunachal Pradesh	▪ NEEPCO signed MOA with the Govt. of Arunachal Pradesh on 27.01.2015 for development of the project in Joint Venture with State Govt. Thus, NEEPCO achieved MOU Target with *"Excellent"* rating - "Taking up of new project of at least 100 MW in Hydro Sector under Joint Venture".
		THERMAL
6.	Margherita Coal Based Thermal Project (1320 MW)	▪ The Draft MOU has been finalized between NEEPCO and APGCL with 51% and 49% equity share respectively and sought the in-principle approval of the Ministry of Power.
		RENEWABLE ENERGY PROJECTS
7.	50 MW Solar Power Project, Andhra Pradesh.	▪ Projects of 50 MW at Andhra Pradesh is also being taken up by the JV for implementation for which Power Purchase agreement was signed on 06.12.2014, with target of commissioning by March, 2016 in phases.
8.	100 MW Wind Power Project, Gujarat	▪ M/s Metatron Danke Green Energy Pvt. Ltd. (A Joint Venture Company between ECI Engineering and Construction Co. Ltd. and NEEPCO) has initialed implementation of 100 MW Wind Power Project at Gujarat for which land has since been identified.
9.	Ultra Mega Solar Power Plants (UMSPP) at Leh (5000 MW) and Kargil (2500 MW).	▪ The Govt. of India has envisaged for setting up of Ultra Mega Solar Power Plants (UMSPP) at Leh (5000 MW) and Kargil (2500 MW) area of Jammu & Kashmir. ▪ The Detailed Project Reports of the same are prepared by NEEPCO and under finalization.
		OTHERS
10.	JV between NEEPCO and Govt. of Tripura.	▪ MOU was signed between Govt. of Tripura and NEEPCO on 12.12.2014 for formation of a Power Generation Company in JV between Govt. of Tripura and NEEPCO. ▪ Draft SHA for the GENCO with NEEPCO equity at 10% is under preparation jointly with Tripura. ▪ Preparation of DPR for conversion of Rokhia & Baramura Thermal Projects to Combined Cycle is in final stage of completion. ▪ Work for RLA and preparation of DPR for R & M of Gumti HEP awarded to CPRI on 23.03.2015.

D. CORPORATE STRUCTURE OF THE NEEPCO LTD.

ORGANISATIONAL CHART OF NEEPCO

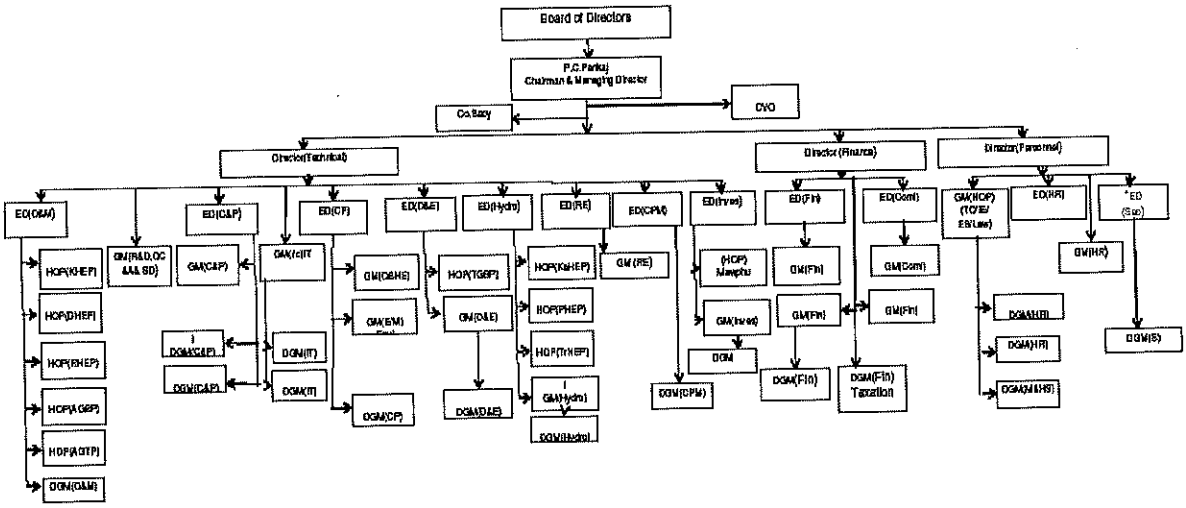

OFFICES

NEEPCO's registered office is in the picturesque hill city of Shillong. It also has liaison offices in New Delhi, Kolkata, Guwahati and Itanagar.

E. KEY OPERATIONAL AND FINANCIAL PARAMETERS FOR THE LAST 3 AUDITED YEARS

Rs. in crore

Parameters	2014-15	2013-14	2012-13
Net Worth	5594.47	5279.72	5004.70
Total Debt	4789.22	3120.77	1918.15
of which			
Non current Maturities of Long Term Borrowing	4525.42	2899.38	1863.75
Current Maturities of Long Term Borrowing	103.80	111.39	54.40
Short Term Borrowing	160.00	110.00	0.00
Net Fixed Assets	8920.39	7425.40	5803.21
Non Current Assets	9203.08	7721.42	6287.24
Cash and Cash Equivalents	727.11	297.56	401.06
Current Investment	95.49	95.49	95.49
Current Liabilities	955.29	889.28	717.65
Net Sales	1530.51	1279.75	1325.24
EBITDA	570.06	422.73	454.27
EBIT	423.68	290.71	302.38
Interest	3.41	2.71	6.94
PAT	318.54	231.52	242.30
Dividend amounts	95.56	69.46	72.69
Current Ratio	2.08	1.69	2.08
Gross Debt/Equity Ratio	1.35	0.89	0.58
Debt Servicing Coverage Ratio	1.77	1.33	2.54

F. GROSS DEBT : EQUITY RATIO PRIOR TO AND AFTER THE ISSUE OF THIS SECURITY:

Prior to the Issue	After the issue
1.35	1.61

V. A BRIEF HISTORY OF THE ISSUER SINCE ITS INCORPORATION GIVING DETAILS OF ITS ACTIVITIES

The North Eastern Electric Power Corporation Ltd. (NEEPCO Ltd.) was incorporated on 2nd April, 1976 under the Companies Act, 1956 with an Authorised Capital of Rs.75 crore. NEEPCO is a Schedule "A" Government of India Enterprise under the Ministry of Power. Its primary goal is the integrated and efficient development of the Power Sector in

the Region by planning, investigating and preparing preliminary feasibility and definite project reports followed by the actual construction, operation and maintenance of power stations and projects.

A. DETAILS OF SHARE CAPITAL AS ON LAST QUARTER END (30.06.2015)

NEEPCO is a fully owned Government of India Enterprise and its entire share capital is held by the Central Government. Presently, its authorized share capital is Rs.5000 crore and its paid-up share capital is Rs.3426.12 crore.

The investment by the Government of India in the Corporation has steadily risen since its incorporation with the infusion of additional Equity for every new project undertaken by the NEEPCO. Thus, the Authorized Capital of NEEPCO had to be gradually increased from the initial amount of Rs.75.00 crores to the present Rs.5000.00 crores.

CAPITAL STRUCTURE (as on 30.06.2015)	Amount (*Rs. in lakh*)
AUTHORISED CAPITAL 5,00,00,00,000 equity shares of Rs.10/- each	**500000.00**
ISSUED, SUBSCRIBED AND PAID-UP CAPITAL 3,42,61,15,400 equity shares of Rs.10/- each	**342611.54**

B. CHANGES IN CAPITAL STRUCTURE AS ON LAST QUARTER END, FOR THE LAST FIVE YEARS

None.

C. EQUITY SHARE CAPITAL HISTORY OF THE COMPANY AS ON LAST QUARTER END, FOR THE LAST FIVE YEARS

Date of Allotment	No. of Equity Shares	Face Value Rs.	Issue Price Rs.	Consideration (Cash, other than cash, etc)	Cumulative	
					No. of Equity Shares	Equity Share Capital (*Rs. in lakhs*)
20-05-2011	4,50,00,000	10.00	10.00	-	327,69,30,400	3276,93.04
02-03-2012	1,53,00,000	10.00	10.00	Book adjustment by Govt. of India	329,22,30,400	3292,23.04
20-11-2012	1,44,10,000	10.00	10.00	-	330,66,40,400	330664.04
05-02-2013	80,00,000	10.00	10.00	-	331,46,40,400	331464.04
05-12-2013	2,80,00,000	10.00	10.00	-	334,26,40,400	334264.04
14-05-2013	81,00,000	10.00	10.00	-	335,07,40,400	335074.04
26-03-2014	1,21,75,000	10.00	10.00	-	336,29,15,400	336291.54
14-05-2014	2,21,70,000	10.00	10.00	-	338,50,85,400	338508.54
16-07-2014	4,10,30,000	10.00	10.00	-	342,61,15,400	342611.54

Note: NEEPCO is fully owned by the President of India; hence the nature of allotment of all the above equity shares is only on fully paid-up basis on receipt of equity sanction orders from the Govt. of India from time to time.

D. DETAILS OF ANY ACQUISITION OR AMALGAMATION IN THE LAST 1 YEAR

None.

E. DETAILS OF ANY REORGANIZATION OR RECONSTRUCTION IN THE LAST 1 YEAR

None.

F. ANY FINANCIAL OR OTHER MATERIAL INTEREST OF THE DIRECTORS, PROMOTERS OR KEY MANAGERIAL PERSONNEL IN THE OFFER AND THE EFFECT OF SUCH INTEREST IN SO FAR AS IT IS DIFFERENT FROM THE INTERESTS OF OTHER PERSONS

Nil

G. DETAILS OF ANY LITIGATION OR LEGAL ACTION PENDING OR TAKEN BY ANY MINISTRY OR DEPARTMENT OF THE GOVERNMENT OR A STATUTORY AUTHORITY AGAINST ANY PROMOTER OF THE OFFEREE COMPANY DURING THE LAST THREE YEARS IMMEDIATELY PRECEDING THE YEAR OF THE CIRCULATION OF THE OFFER LETTER AND ANY DIRECTION ISSUED BY SUCH MINISTRY OR DEPARTMENT OR STATUTORY AUTHORITY UPON CONCLUSION OF SUCH LITIGATION OR LEGAL ACTION SHALL BE DISCLOSED

Nil

H. RELATED PARTY TRANSACTIONS ENTERED DURING THE LAST THREE FINANCIAL YEARS IMMEDIATELY PRECEDING THE YEAR OF CIRCULATION OF OFFER LETTER INCLUDING WITH REGARD TO LOANS MADE OR GUARANTEES GIVEN OR SECURITIES PROVIDED

Nil

I. SUMMARY OF RESERVATIONS OR QUALIFICATIONS OR ADVERSE REMARKS OF AUDITORS IN THE LAST FIVE FINANCIAL YEARS IMMEDIATELY PRECEDING THE YEAR OF CIRCULATION OF OFFER LETTER AND OF THEIR IMPACT ON THE FINANCIAL STATEMENTS AND FINANCIAL POSITION OF THE COMPANY AND THE CORRECTIVE STEPS TAKEN AND PROPOSED TO BE TAKEN BY THE COMPANY FOR EACH OF THE SAID RESERVATIONS OR QUALIFICATIONS OR ADVERSE REMARK

Nil

J. DETAILS OF ANY INQUIRY, INSPECTIONS OR INVESTIGATIONS INITIATED OR CONDUCTED UNDER THE COMPANIES ACT OR ANY PREVIOUS COMPANY LAW IN THE LAST THREE YEARS IMMEDIATELY PRECEDING THE YEAR OF CIRCULATION OF OFFER LETTER IN THE CASE OF COMPANY AND ALL OF ITS SUBSIDIARIES

Nil

K. DETAILS OF ACTS OF MATERIAL FRAUDS COMMITTED AGAINST THE COMPANY IN THE LAST THREE YEARS, IF ANY, AND IF SO, THE ACTION TAKEN BY THE COMPANY

Nil

VI. DETAILS OF THE SHAREHOLDING OF THE COMPANY AS ON LATEST QUARTER END (30.06.2015)

A. SHAREHOLDING PATTERN OF THE COMPANY AS ON 30.06.2015:

Sr. No.	Particulars	Total No. of Equity Shares	No. of shares in demat form	Total Shareholding as % of Total No. of Equity Shares
1.	100% held by Govt. of India as shown in Sl. (ii) below.	3,42,61,15,400	Nil	100%

B. LIST OF TOP 10 HOLDERS OF EQUITY SHARES OF THE COMPANY AS ON THE LATEST QUARTER END (30.06.2015):

Sl.	Name of the shareholder	Total no. of Shares	No. of shares in demat form	Total Shareholding as % of Total no. of equity shares	Remarks
1	Shri P. C Pankaj Chairman & Managing Director, NEEPCO Ltd.	100	Nil	-	
2	Shri A. G. West Kharkongor, Director (Finance), NEEPCO Ltd.	100	Nil	-	
3	Shri U. Moral, Director (Technical), NEEPCO Ltd.	100	Nil	-	
4	Shri S. B. Borgohain, Director (Personnel), NEEPCO Ltd.	100	Nil	-	
5	Shri Arun Kumar Verma, Joint Secretary (H), Ministry of Power	100	Nil	-	
6	Shri Raj Pal, Economic Advisor Ministry of Power	100	Nil	-	
7	The President of India	3426114800	Nil	-	Equity issued against various projects

TOTAL	3426115400			

VII. DETAILS REGARDING THE DIRECTORS OF THE COMPANY

A. DETAILS OF THE DIRECTORS OF THE COMPANY AS ON LATEST QUARTER END (30.06.2015)

Sl	NAME AND DESIGNATION	DIN	AGE	ADDRESS	DIRECTOR OF THE COMPANY SINCE	OTHER DIRECTORSHIPS
FUNCTIONAL DIRECTORS :						
1	Shri P. C. Pankaj	03640772	59 years	Chairman & Managing Director NEEPCO Ltd., Brookland Compound, Lower New Colony, Shillong-793003	03.06.2011	1. Waaneep Solar Pvt. Ltd. 2. Metatron Danke Green Energy Pvt. Ltd. 3. KSK Dibbin Hydro Power Pvt. Ltd.
2	Shri A. G. West Kharkongor	03264625	56 years	Director (Finance) NEEPCO Ltd., Brookland Compound, Lower New Colony, Shillong-793003	19.08.2010	---
3	Shri Utpal Moral	03434273	59 years	Director (Technical) NEEPCO Ltd., Brookland Compound, Lower New Colony, Shillong-793003	08.02.2011	---
4	Shri Satyabrata Borgohain	06801073	56 years	Director (Personnel) NEEPCO Ltd., Brookland Compound, Lower New Colony, Shillong-793003	01.01.2014	---
GOVERNMENT OF INDIA NOMINEE:						
5	Shri Raj Pal,	02491831	54 years	Economic Advisor Ministry of Power, Govt.of India Shram Shakti Bhawan, Rafi Marg, New Delhi -110 001	01.11.2013	1. THDC India Ltd.
NORTH EASTERN STATES' NOMINEE:						
6	Shri Kaling Tayeng	07005188	40 years	Commissioner (Power), Govt. of Arunachal Pradesh, Jal Vidyut Bhawan, Itanagar 791111 Arunachal Pradesh	11.11.2014	1. Hydro Power Development Corporation of Arunachal Pradesh Ltd.
INDEPENDENT DIRECTORS:						
7	Shri Ardhendu Sen	00297393	64 years	J-1229,Palam Vihar, Gurgaon-122017	06.07.2012	
8	Shri Ashok Sinha	00299600	64 years	Flat No.13, Yayapi Housing society, Sector-58 "A" ,Nerul West, Palm Beach Road, Navi Mumbai – 400706	31.12.2012	1. Indian Commodity Exchange Ltd. 2. Prabhat Dairy Pvt. Ltd. 3. Kejriwal Bee Care India Pvt. Ltd.
9	Dr. Ramesh B. Baheti	00008202	69 years	Independent Director, 23, Old Palasia, A. B.Road, Indore-452001 Madhya Pradesh	13.11.2013	1. STI India Ltd. 2. STI Power India Pvt. Ltd. 3. STI Fabricraft Pvt. Ltd. 4. STI Phoenix Wear Pvt. Ltd. 5. STI Amenities & Hospitality Ltd.

10	Shri Santosh Saraf	00073618	63 years	108, Standard House,83, Maharshi Karve Road, Mumbai-400002	06.07.2012	1. Smridhi Consultants Pvt. Ltd. 2. Smridhi Plast Pvt. Ltd.
11	Shri Shantikam Hazarika	00523656	67 years	'Hazarikas', 11 Nizorapara, Chandmari, Guwahati-781003	06.07.2012	1. Assam Electronics Development Corporation Ltd.

B. DETAILS OF CHANGE IN DIRECTORS SINCE LAST THREE YEARS

Sl.	NAME	DIN	DATE OF APPOINTMENT	DATE OF CESSATION	REMARKS
1	Shri Sumeet Jerath	02979835	27.04.2010	04.09.2013	
2	Shri G. Sai Prasad	00325308	16.12.2011	01.11.2013	
3	Shri Tenzing Norbu	01718876	24.07.2007	04.09.2013	
4	Shri B.K.Dev Varma	00465688	18.06.2002	04.09.2013	
5	Shri R.B.Thong	02242211	29.01.2008	04.09.2013	
6	Shri Arun Datta	00180069	06.07.2012	07.10.2013	
7	Shri I.P.Barooah	00740146	01.08.2006	31.12.2013	
8	Shri T. P. Khaund	03547418	26.04.2011	03.09.2014	
9	Shri Santosh Saraf	00073618	06.07.2012		
10	Shri Ardhendu Sen	00297393	06.07.2012		
11	Shri Shantikam Hazarika	00523656	06.07.2012		
12	Shri Ashok Sinha	00299600	31.12.2012		
13	Shri Raj Pal	02491831	01.11.2013		
14	Dr. Ramesh B. Baheti	00008202	13.11.2013		
15	Shri Satyabrata Borgohain	06801073	01.01.2014		
16	Shri Kaling Tayeng	07005188	11.11.2014		

C. REMUNERATION OF DIRECTORS (DURING THE LAST THREE FINANCIAL YEARS)

Name of Director (2014-15)	Designation	Salary (Rs.)	Benefits (Rs.)	PRP (Rs.)	Total (Rs.)
Shri P. C. Pankaj	Chairman & Managing Director	2905461	1421498	706970	5033929
Shri A.G.West Kharkongor	Director (Finance)	2792077	656327	501030	3949434
Shri Utpal Moral	Director (Technical)	2750789	1469459	498398	4718646
Shri Satyabrata Borgohain	Director (Personnel)	2523783	503786	-	3027569
Shri I. P. Barooah	Ex-Director (Personnel)	-	1252792	847824	2100616

Name of Director (2013-14)	Designation	Salary (Rs.)	Benefits (Rs.)	PRP (Rs.)	Total (Rs.)
Shri P. C. Pankaj	Chairman & Managing Director	2698443	494537	391680	3584660
Shri A.G.West Kharkongor	Director (Finance)	2593269	1844828	323672	4761769
Shri Utpal Moral	Director (Technical)	2554897	1095602	241003	3891502
Shri Satyabrata Borgohain	Director (Personnel)	617100	112998	-	730098
Shri I. P. Barooah	Ex-Director (Personnel)	1976520	1448829	-	3425349

Name of Director (2012-13)	Designation	Salary (Rs.)	Benefits (Rs.)	PRP (Rs.)	Total (Rs.)
Shri P. C. Pankaj	Chairman & Managing Director	2440045	405735	-	2845780
Shri I. P. Barooah	Director (Personnel)	2656949	375604	1229547	4262100
Shri A.G.West Kharkongor	Director (Finance)	2391099	547374	380048	3318521
Shri Utpal Moral	Director (Technical)	2320381	449031	295930	3065342
Shri V. K. Abbey	Ex-Chairman & Managing Director	-	-	196377	196377
Shri M. R. Ghosh	Ex-Director (Finance)	-	-	631620	631620
Shri N. Bhattarcharjee	Ex-Director (Technical)	-	-	580460	580460

VIII. DETAILS REGARDING THE STATUTORY AUDITORS OF THE COMPANY

A. DETAILS OF THE AUDITOR OF THE COMPANY:

Name	Address	Auditors for	Auditor w.e.f.
M/s SPAN & Associates	C/o Ms. Ratna Das, Upendralaya House No-16, Bye Lane – 6 Nabin Nagar , Janapath Guwahati – 781 024	2015-16	30th September, 2015 (scheduled date of AGM)

Being a Government Company, the statutory auditors are appointed by the Comptroller and Auditor General of India ("CAG").

B. DETAILS OF CHANGE IN AUDITORS SINCE LAST THREE YEARS:

Name	Address	Date of Appointment/ Resignation	Auditor of the Company since (in case of resignation)	Remarks
M/s SPAN & Associates	C/o Ms. Ratna Das, Upendralaya, House No.16, Bye Lane – 6, Nabin Nagar , Janapath, Guwahati – 781 024	30th September, 2015 (scheduled date of AGM)	Not applicable	
M/s Nundi & Associates	7C, Kiron Shankar Roy Road, Hastings Chamber, 3rd Floor, Kolkata - 700001	For 2012-13: 28th August, 2012 For 2013-14: 13th September, 2013 For 2014-15: 17th September, 2014	Not applicable	

IX. DETAILS OF BORROWINGS OF THE COMPANY AS ON 30.06.2015

A. DETAILS OF SECURED LOAN FACILITIES:

Rs. in crore

Lender's Name	Type of Facility	Amount Sanctioned	Principal Amount Outstanding	Repayment Date / Schedule	Security
ECB, SBI - Singapore	Long Term Loan	USD 100 million	506.08	Quarterly on 20th June, 20th Sept., 20th Dec. and 20th March	Hypothecation of assets of the Corporation

B. DETAILS OF UNSECURED LOAN FACILITIES:

Rs. in crore

Lender's Name	Type of Facility	Amount Sanctioned	Principal Amount Outstanding	Repayment Date / Schedule
1. Govt. of India	Subordinate Loan	290.96	290.96	Annual repayment starting from 16th year after commissioning of the Tuirial HEP until the 30th year.
2. KfW, Germany	Long Term Loan	€ 80 million	420.38	30 equal half-yearly instalments payable on 30th December and 30th June as per schedule starting 30th December, 2013

C. DETAILS OF NCDS:

Rs. in crore

Debenture Series	Tenure / Period of Maturity	Coupon	Amount	Date of Allotment	Redemption Date/ Schedule	Credit Rating	Secured / unsecured	Security
XIth	10 years	10.20%	40.00	15-12-2011	15-12-2021	ICRA AA	Secured	Mortgage under Trust Deed
XIIth	10 years	9.25%	120.00	27-06-2012	1) 27-06-2018 2) 27-06-2019 3) 27-06-2020 4) 27-06-2021	ICRA AA	Secured	

					5) 27-06-2022 @ 20% of Face Value			
XIIIth	10 years	9.00%	72.50	15-03-2013	1) 15-03-2019 2) 15-03-2020 3) 15-03-2021 4) 15-03-2022 5) 15-03-2023 @ 20% of Face Value	ICRA AA	Secured	
XIVth	10 years	9.60%	2500.00	01-10-2014	1) 01-10-2020 2) 01-10-2021 3) 01-10-2022 4) 01-10-2023 5) 01-10-2024 @ 20% of Face Value	ICRA AA & CARE AA	Secured	
XVth	10 years	9.15%	600.00	25-03-2015	1) 25-03-2021 2) 25-03-2022 3) 25-03-2023 4) 25-03-2024 5) 25-03-2025 @ 20% of Face Value	CARE AA	Secured	

D. LIST OF TOP 10 DEBENTURE HOLDERS AS ON 30.06.2015:

	Name of the Holders	Amount *(Rs. in Crore)*
1	Life Insurance Corporation of India	600.00
2	Central Bank of India	485.00
3	Axis Bank Ltd.	451.30
4	ICICI Bank Ltd.	358.80
5	Food Corporation of India CPF Trust	245.80
6	Powergrid Employee Provident Fund Trust	112.50
7	Trustees GEB's CP Fund	104.10
8	Union Bank of India	95.00
9	Kotak Mahindra Trustee Co. Ltd. - A/c Kotak Income Opportunities Fund	76.50
10	Indian Oil Corporation Ltd. (Refineries Division) Employees' Provident Fund	70.00
	TOTAL	**2599.00**

E. THE AMOUNT OF CORPORATE GUARANTEE ISSUED BY THE ISSUER ALONG WITH NAME OF THE COUNTERPARTY (LIKE NAME OF THE SUBSIDIARY, JV ENTITY, GROUP COMPANY, ETC) ON BEHALF OF WHOM IT HAS BEEN ISSUED.

None.

F. DETAILS OF COMMERCIAL PAPER:

None.

G. DETAILS OF REST OF THE BORROWING (IF ANY INCLUDING HYBRID DEBT LIKE FCCB, OPTIONALLY CONVERTIBLE DEBENTURES / PREFERENCE SHARES).

None.

H. DETAILS OF ALL DEFAULT/S AND/OR DELAY IN PAYMENTS OF INTEREST AND PRINCIPAL OF ANY KIND OF TERM LOANS, DEBT SECURITIES AND OTHER FINANCIAL INDEBTEDNESS INCLUDING CORPORATE GUARANTEE ISSUED BY THE COMPANY, IN THE PAST 5 YEARS.

None.

I. DETAILS OF ANY OUTSTANDING BORROWINGS TAKEN/ DEBT SECURITIES ISSUED WHERE TAKEN / ISSUED (I) FOR CONSIDERATION OTHER THAN CASH, WHETHER IN WHOLE OR PART, (II) AT A PREMIUM OR DISCOUNT, OR (III) IN PURSUANCE OF AN OPTION.

None.

J. MANAGEMENT'S PERCEPTION OF RISK FACTORS:

Prospective investors should carefully consider all the information in this Private Placement Offer Letter, including the risks and uncertainties described below, before making an investment in the Bonds. The risks and uncertainties described in this section are not the only risks that we currently face. Additional risks and uncertainties not known to us or that we currently believe to be immaterial may also have an adverse effect on our business prospects, results of operations and financial condition. If any of the following or any other risks actually occur, our business prospects, results of operations and financial condition could be adversely affected and the price of, and the value of your investment in the Bonds could decline and you may lose all or part of your redemption amounts and/ or interest amounts.

(i) RISKS RELATING TO OUR BUSINESS AND INDUSTRY

1. With the power sector industry becoming increasingly competitive, the Corporation's growth will depend largely on its ability to minimize costs and maximize revenues.
2. Our revenues are largely dependent on the ability of our power stations to perform at optimal levels. The performance of our hydro stations at optimum levels depends upon the water levels of the rivers and reservoirs which in turn depend upon rainfall conditions. A decline in rainfall levels may results in lower levels of generation by the hydro stations which would in turn result in lower revenues for the Corporation.
3. Significant shortages in the supply of natural gas could adversely affect our thermal stations which would adversely affect our financial condition and results of operations
4. Power sector CPSUs are required to adhere to certain norms as approved by the Government of India through the Ministry of Power and other authorities as well as the Central Electricity Regulatory Commission (CERC). Changes in the regulatory regime by the CERC with respect to tariff regulations may adversely affect our financial condition and results of operations. The Corporation may also be vulnerable to the introduction of rules, regulations and norms of operation by the Government of India from time to time.
5. The Corporation enjoys certain tax benefits which may be withdrawn thereby adversely affecting our business, financial condition and results of operations.
6. We have borrowed in foreign currency and are likely to continue to do so in the future which exposes us to fluctuations in foreign exchange rates thereby adversely affecting our financial condition and results of operations.
7. The construction, maintenance and operation of power projects carry certain risks which to the extent they materialize could adversely affect our business and financial performance
8. Negative trends in the Indian power sector or the Indian economy could adversely affect our business and financial performance.
9. As the Corporation uses IT in many of its work processes there are possible risks of IT frauds.

(ii) RISKS RELATING TO THE INDIAN ECONOMY

10. A slowdown in the economic growth in India could adversely impact our business.
11. The growth of the power sector in India is dependent on the continued growth of the Indian economy and regulatory developments in India. Any adverse change in policy implementation / industry demand may adversely affect us.
12. Our ability to raise foreign currency borrowings may be constrained by regulatory, statutory and legal conditions in the country.
13. Any downgrading of India's sovereign rating by a credit rating agency could have a negative impact on our business

(iii) RISKS RELATING TO THE BONDS

14. There is no guarantee that the Bonds issued pursuant to this Issue will be listed on BSE in a timely manner.
15. Any downgrading in credit rating of our Bonds may affect the trading price of our Bonds and our ability to raise funds.
16. Payments made on the Bonds will be subordinated to certain tax and other liabilities preferred by law.

X. DETAILS OF PROMOTERS OF THE COMPANY

None. (*NEEPCO Ltd. fully owned by the Government of India*)

XI. ABRIDGED VERSION OF AUDITED CONSOLIDATED (WHEREVER AVAILABLE) AND STANDALONE FINANCIAL INFORMATION (LIKE PROFIT & LOSS STATEMENT, BALANCE SHEET AND CASH FLOW STATEMENT) FOR AT LEAST LAST THREE YEARS AND AUDITOR QUALIFICATIONS , IF ANY

Rs. in lakh

	BALANCE SHEET	As at 31st March, 2015	As at 31st March, 2014	As at 31st March, 2013

	I. EQUITY AND LIABILITIES			
1)	**Shareholders' funds**			
	(a) Share Capital	342611.54	336291.54	331464.04
	(b) Reserve and Surplus	216849.27	189476.29	168327.03
2)	**Share application money pending allotment**	0.00	2217.00	810.50
3)	**Non-Current liabilities**			
	a) Long-term borrowings	452541.99	289938.13	186375.00
	b) Deferred Tax liabilities	52181.92	52731.10	52716.31
	Less : Deferred Tax Recoverable	50625.62	52716.31	52716.31
	Deferred Tax (Net)	1556.30	17.79	0.00
	c) Other Long term Liabilities	206.85	227.59	248.33
	d) Long Term Provisions :	9582.18	14983.15	19127.41
4)	**Current liabilities**			
	a) Short term borrowings	16000.00	11000.00	0.00
	b) Trade Payables	7909.68	9195.24	10004.65
	c) Short term Provisions :	51178.64	49030.11	46172.84
	d) Other Current Liabilities	20440.81	19702.85	15587.39
	TOTAL	**1118877.26**	**922076.69**	**778117.19**
	II ASSETS			
	Non-Currents Assets			
1)	(a) Fixed Assets			
	(i) Tangible assets	220968.86	219947.89	225319.74
	(ii) Intangible assets	6.72	12.90	19.43
	(iii) Capital work -in-progress	671062.96	522579.25	353058.42
	(b) Non-Current investments	6030.00	10149.06	19098.12
	(c) Long-term loans and advances	22109.87	18694.13	28564.46
	(d) Other non-current assets	129.42	758.51	740.04
2)	**Current assets**			
	(a) Current investments	9549.06	9549.06	9549.06
	(b) Inventories	20716.52	17817.08	13416.42
	(c) Trade Receivables	76853.69	79190.08	74493.45
	(d) Cash and cash equivalents	72711.27	29755.80	40105.57
	(e) Short-term loans and Advances	4570.44	3775.52	2923.12
	(f) Other current assets (Provisions)	14168.45	9847.41	10829.36
	TOTAL	**1118877.26**	**922076.69**	**778117.19**

Rs. in lakh

	STATEMENT OF PROFIT & LOSS	For the year ended 31st March, 2015	For the year ended 31st March, 2014	For the year ended 31st March, 2013
I.	Revenue from operations	153051.04	127974.79	132524.48
II.	Other income	2789.93	13796.95	6715.86
III.	**Total Revenue (I+II)**	**155840.97**	**141771.74**	**139240.34**
IV.	Expenses:			
	Cost of materials consumed	58055.47	53012.31	46737.87
	Employee benefits expense	16113.19	14976.72	18528.96
	Finance Costs	340.57	271.06	694.41
	Depreciation	14637.81	13202.14	15188.87
	Generation & Administration Expense	25844.35	28111.08	23709.61
	Other expenses	1872.18	2057.37	5597.71
	Prior Period Adjustment	(3049.76)	1340.62	(760.71)
	Total Expenses	**113813.81**	**112971.30**	**109696.72**
V.	**Profit before tax (III-IV)**	**42027.16**	**28800.44**	**29543.62**
VI.	Tax expense:			
	(1) Current tax	14073.78	9565.96	10886.61

	Less: Mat Credit Adjustment	5450.65	3978.48	5573.10
	Net current Tax	8623.13	5587.48	5313.51
	(2) Deferred Tax liability	(549.18)	14.79	(2818.50)
	Less : Deferred Tax Recoverable	(2090.69)	0.00	(2818.50)
		1541.51	14.79	0.00
	(3) Interest on Income Tax	8.87	46.00	
VII.	**Profit for the period (V-VI)**	**31853.65**	**23152.17**	**24230.11**
VIII.	Earnings per equity Share:			
	(1) Basic	**0.94**	**0.70**	**0.72**
	(2) Diluted	**0.94**	**0.70**	**0.72**

Rs. in lakh

CASHFLOW	2014-15	2013-14	2012-13
Cash Flow from operating activities	56231.59	41141.59	47219.78
Working Capital adjustment	761.02	(4340.01)	16029.40
Income Tax Paid	(7960.68)	(6226.48)	(5520.46)
Cash flow from Investing activities	(138459.35)	(147570.63)	(104196.04)
Cash flow from financing activities	132382.89	106645.76	50796.86
Net increase(Decrease) in cash and cash equivalents	42955.47	(10349.77)	4329.54
Closing Cash and cash equivalents	72711.27	29755.80	40105.57

Bond Cash Flows:

Interest Due Dates	Day of the week	Interest Payment Dates	Day of the week	No. of days in Coupon Period	Interest Amount (In Rs.)	Principal Amount (in Rs.)	Total Payment (in Rs.)
Deemed Date of Allotment:			**30-09-2015**				
15-Dec-2015	Tuesday	15-Dec-2015	Tuesday	76	18,073.00		18,073.00
15-Jun-2016	Wednesday	15-Jun-2016	Wednesday	183	43,400.00		43,400.00
15-Dec-2016	Thursday	15-Dec-2016	Thursday	183	43,400.00		43,400.00
15-Jun-2017	Thursday	15-Jun-2017	Thursday	182	43,281.00		43,281.00
15-Dec-2017	Friday	15-Dec-2017	Friday	183	43,519.00		43,519.00
15-Jun-2018	Friday	15-Jun-2018	Friday	182	43,281.00		43,281.00
15-Dec-2018	Saturday	15-Dec-2018	Saturday	183	43,519.00		43,519.00
15-Jun-2019	Saturday	15-Jun-2019	Saturday	182	43,163.00		43,163.00
15-Dec-2019	Sunday	16-Dec-2019	Monday	184	43,637.00		43,637.00
15-Jun-2020	Monday	15-Jun-2020	Monday	182	43,281.00		43,281.00
15-Dec-2020	Tuesday	15-Dec-2020	Tuesday	183	43,519.00		43,519.00
15-Jun-2021	Tuesday	15-Jun-2021	Tuesday	182	43,281.00		43,281.00
15-Dec-2021	Wednesday	15-Dec-2021	Wednesday	183	43,519.00		43,519.00
15-Jun-2022	Wednesday	15-Jun-2022	Wednesday	182	43,281.00		43,281.00
15-Dec-2022	Thursday	15-Dec-2022	Thursday	183	43,519.00		43,519.00
15-Jun-2023	Thursday	15-Jun-2023	Thursday	182	43,281.00		43,281.00
15-Dec-2023	Friday	15-Dec-2023	Friday	183	43,519.00		43,519.00
15-Jun-2024	Saturday	15-Jun-2024	Saturday	183	43,282.00		43,282.00
15-Dec-2024	Sunday	16-Dec-2024	Monday	184	43,518.00		43,518.00
15-Jun-2025	Sunday	16-Jun-2025	Monday	182	43,400.00		43,400.00
15-Dec-2025	Monday	15-Dec-2025	Monday	182	43,400.00		43,400.00
15-Jun-2026	Monday	15-Jun-2026	Monday	182	43,281.00		43,281.00
30-Sep-2026	Wednesday	30-Sep-2026	Wednesday	107		200000.00	200,000.00
15-Dec-2026	Tuesday	15-Dec-2026	Tuesday	76	39,904.00		39,904.00
15-Jun-2027	Tuesday	15-Jun-2027	Tuesday	182	34,625.00		34,625.00
30-Sep-2027	Thursday	30-Sep-2027	Thursday	107		200000.00	200,000.00
15-Dec-2027	Wednesday	15-Dec-2027	Wednesday	76	31,170.00		31,170.00

15-Jun-2028	Thursday	15-Jun-2028	Thursday	183	26,040.00		26,040.00
30-Sep-2028	Saturday	30-Sep-2028	Saturday	107		200000.00	200,000.00
15-Dec-2028	Friday	15-Dec-2028	Friday	76	22,455.00		22,455.00
15-Jun-2029	Friday	15-Jun-2029	Friday	182	17,312.00		17,312.00
30-Sep-2029	Sunday	29-Sep-2029	Saturday	107		200000.00	200,000.00
15-Dec-2029	Saturday	15-Dec-2029	Saturday	76	13,793.00		13,793.00
15-Jun-2030	Saturday	15-Jun-2030	Saturday	182	8,656.00		8,656.00
30-Sep-2030	Monday	30-Sep-2030	Monday	107	5,091.00	200000.00	205,091.00
			TOTAL	**15 years**	**1,128,400.00**	**1,000,000.00**	**2,128,400.00**

Record dates for redemption	
14-Sep-2026	Monday
14-Sep-2027	Tuesday
14-Sep-2028	Thursday
14-Sep-2029	Friday
13-Sep-2030	Friday

XII. ABRIDGED VERSION OF LATEST AUDITED / LIMITED REVIEW HALF YEARLY CONSOLIDATED (WHEREVER AVAILABLE) AND STANDALONE FINANCIAL INFORMATION (LIKE PROFIT & LOSS STATEMENT AND BALANCE SHEET) AND AUDITORS QUALIFICATIONS, IF ANY

Nil.

XIII. ANY MATERIAL EVENT/ DEVELOPMENT OR CHANGE AT THE TIME OF ISSUE OR SUBSEQUENT TO THE ISSUE WHICH MAY AFFECT THE ISSUE OR THE INVESTOR'S DECISION TO INVEST/ CONTINUE TO INVEST IN THE DEBT SECURITIES

Nil.

XIV. THE NAMES OF THE DEBENTURE TRUSTEE(S) SHALL BE MENTIONED WITH STATEMENT TO THE EFFECT THAT DEBENTURE TRUSTEE(S) HAS GIVEN HIS CONSENT TO THE ISSUER FOR HIS APPOINTMENT UNDER REGULATION 4 (4) AND IN ALL THE SUBSEQUENT PERIODICAL COMMUNICATIONS SENT TO THE HOLDERS OF DEBT SECURITIES.

In accordance with the provisions of (i) Securities and Exchange Board of India (Issue and Listing of Debt Securities) Regulations, 2008 issued vide circular no. LAD-NRO/GN/2008/13/127878 dated June 06, 2008, as amended, (ii) Securities and Exchange Board of India (Issue and Listing of Debt Securities) (Amendment) Regulations, 2012 issued vide circular no. LAD-NRO/GN/2012-13/19/5392 dated October 12, 2012, as amended, (iii) the Companies Act, 2013 and (iv) Securities and Exchange Board of India (Debenture Trustees) Regulations, 1993, the Issuer has appointed SBICAP Trustee Company Ltd. to act as Trustees ("Trustees") for and on behalf of the holder(s) of the Bonds. The address and contact details of the Trustees are as under:

SBICAP Trustee Company Ltd.
Apeejay House, 6th Floor, 3 Dinshaw Waccha Road, Churchgate, Mumbai 400 020
Tel.:- 022 4302 5555; Fax: 022-22040465
Email:- corporate@sbicaptrustee.com

A copy of the letter from SBICAP Trustee Company Ltd. conveying their consent to act as Trustee for the current issue of Bonds is enclosed elsewhere in this Disclosure Document.

NEEPCO and the Trustees shall enter into a Trustee Agreement specifying, inter alia, the powers, authorities and obligations of the Trustees and NEEPCO. By applying for the Bonds, the Bondholders shall without further action or deed, be deemed to have irrevocably given their consent to and authorised the Trustees or any of their agents or authorized officials to do, inter alia, all acts, deeds, matters and things in respect of or relating to the security to be created for securing the Bonds being offered in terms of this Document including the right to substitute or release any property charged in their favour and/or to create a charge on additional properties in their favour including the right of the Trustees to release, and/or substitute relevant title deeds in respect thereof. All the rights and remedies of the Bondholders shall vest in and shall be exercised by the Trustees without reference to the Bondholders. Any payment made by NEEPCO to the Trustees on behalf of the Bondholders shall discharge NEEPCO any liability to the Bondholders. No Bondholder shall be entitled to proceed directly against NEEPCO unless the Trustees, having become so bound to proceed, fail to do so.

XV. THE DETAILED RATING RATIONALE (S) ADOPTED (NOT OLDER THAN ONE YEAR ON THE DATE OF OPENING OF THE ISSUE)/ CREDIT RATING LETTER ISSUED (NOT OLDER THAN ONE MONTH ON THE DATE OF OPENING OF THE ISSUE) BY THE RATING AGENCIES SHALL BE DISCLOSED

The company has obtained a rating of **ICRA "AA", CARE "AA" and CRISIL "AA"** for the proposed Bond Issue vide letters dated **23rd September, 2015, 24th September, 2015** and **28th September, 2015** respectively. Instruments with this rating are considered to have very low credit risk.

The above ratings are not recommendations to buy, sell or hold securities and investors should take their own decision. The rating may be subject to revision or withdrawal at any time by the assigning rating agencies and should be evaluated independently of any other rating. The rating obtained is subject to revision at any point of time in the future. The rating agencies have the right to suspend, withdraw the rating at any time on the basis of new information etc.

XVI. IF THE SECURITY IS BACKED BY A GUARANTEE OR LETTER OF COMFORT OR ANY OTHER DOCUMENT / LETTER WITH SIMILAR INTENT, A COPY OF THE SAME SHALL BE DISCLOSED. IN CASE SUCH DOCUMENT DOES NOT CONTAIN DETAILED PAYMENT STRUCTURE (PROCEDURE OF INVOCATION OF GUARANTEE AND RECEIPT OF PAYMENT BY THE INVESTOR ALONG WITH TIMELINES); THE SAME SHALL BE DISCLOSED IN THE OFFER DOCUMENT.

Nil.

XVII. COPY OF CONSENT LETTER FROM THE DEBENTURE TRUSTEE "SBICAP TRUSTEE COMPANY LTD." DATED 18th SEPTEMBER, 2015 CONVEYING THEIR CONSENT TO ACT AS TRUSTEE FOR THE CURRENT ISSUE OF BONDS IS ENCLOSED ELSEWHERE IN THIS DISCLOSURE DOCUMENT.

XVIII. NAMES OF ALL THE RECOGNISED STOCK EXCHANGES WHERE THE DEBT SECURITIES ARE PROPOSED TO BE LISTED CLEARLY INDICATING THE DESIGNATED STOCK EXCHANGE.

The Secured Non-Convertible Redeemable Bonds in the nature of Debentures) are proposed to be listed on the Wholesale Debt Market (WDM) Segment of the **Bombay Stock Exchange of India Ltd. ("BSE").** The Company has obtained an in-principle approval from the BSE for listing of said Bonds on its Wholesale Debt Market (WDM) Segment. The Company shall make an application to the BSE to list the Bonds to be issued and allotted under this Disclosure Document and complete all the formalities relating to listing of the Bonds **within 15 days from the deemed date of allotment of the bonds.** If such permission is not granted **within 20 days** from the from the deemed date of allotment of the bonds or where such permission is refused before the expiry of the 20 days from the closure of the Issue, the Company shall forthwith repay without interest, all monies received from the applicants in pursuance of the Disclosure Document, and if such money is not repaid within the stipulated time after the Company becomes liable to repay it (i.e. from the date of refusal or 20 days from the date of closing of the subscription list, whichever is earlier), then the Company and every director of the Company who is an officer in default shall be jointly and severally liable to repay the money, with interest at the rate of 15 per cent per annum on application money, or as prescribed by the relevant rules and regulations.

In connection with listing of Bonds with BSE, the Company hereby undertakes that:

(a) It shall comply with conditions of listing of Bonds as may be specified in the Listing Agreement with BSE.
(b) Ratings obtained by the Company shall be periodically reviewed by the credit rating agencies and any revision in the rating shall be promptly disclosed by the Company to BSE.
(c) Any change in rating shall be promptly disseminated to the holder(s) of the Bonds in such manner as BSE may determine from time to time.
(d) The Company, the Trustees and BSE shall disseminate all information and reports on Bonds including compliance reports filed by the Company and the Trustees regarding the Bonds to the holder(s) of Bonds and the general public by placing them on their websites.
(e) Trustees shall disclose the information to the holder(s) of the Bonds and the general public by issuing a press release in any of the following events:
  (i) default by the Company to pay interest on Bonds or redemption amount;
  (ii) revision of rating assigned to the Bonds;
(f) The information referred to in para (e) above shall also be placed on the websites of the Trustees, Company & BSE.

XIX. OTHER DETAILS:

A. DRR CREATION - RELEVANT REGULATIONS AND APPLICABILITY

The Company shall create a Bond/Debenture Redemption Reserve in accordance with Section 18(7)(b) of the Companies (Share Capital & Debentures) Rules, 2014.

B. ISSUE/INSTRUMENT SPECIFIC REGULATIONS - RELEVANT DETAILS (COMPANIES ACT, RBI GUIDELINES, ETC)

1. Securities and Exchange Board of India (Issue and Listing of Debt Securities) Regulations, 2008 issued vide circular no. LAD-NRO/GN/2008/13/127878 dated June 06, 2008, as amended and Securities and Exchange Board of India (Issue and Listing of Debt Securities) (Amendment) Regulations, 2012 issued vide circular no. LAD-NRO/GN/2012-13/19/5392 dated October 12, 2012).

2. The Companies Act, 2013.

C. APPLICATION PROCESS:

PROCEDURE FOR APPLYING FOR DEMAT FACILITY

1. The applicant must have at least one beneficiary account with any of the Depository Participants (DPs) of NSDL or CDSL prior to making the application.
2. The applicant must necessarily fill in the details (including the beneficiary account number and Depository Participant's ID) appearing in the Application Form under the heading 'Details for Issue of Bonds in Electronic/ Dematerialised Form'.
3. Bonds allotted to an applicant will be credited directly to the applicant's respective Beneficiary Account(s) with the DP.
4. For subscribing the bonds, names in the application form should be identical to those appearing in the account details in the depository. In case of joint holders, the names should necessarily be in the same sequence as they appear in the account details in the depository.
5. Non-transferable allotment advice/refund orders will be directly sent to the applicant by the Registrars to the Issue.
6. If incomplete/incorrect details are given under the heading 'Details for Issue of Bonds in Electronic/ Dematerialised Form' in the application form, it will be deemed to be an incomplete application and the same may be held liable for rejection at the sole discretion of the Company.
7. For allotment of Bonds, the address, nomination details and other details of the applicant as registered with DP shall be used for all correspondence with the applicant. The Applicant is therefore responsible for the correctness of its demographic details given in the application form vis-à-vis those with their DP. In case the information is incorrect or insufficient, the Issuer would not be liable for losses, if any.
8. It may be noted that Bonds being issued in electronic form, the same can be traded only on the Stock Exchanges having electronic connectivity with NSDL or CDSL. Bombay Stock Exchange Limited., where the Bonds of the Company are proposed to be listed has connectivity with NSDL and CDSL.
9. Interest or other benefits would be paid to those Bondholders whose names appear on the list of beneficial owners given by the Depositories to the Company as on Record Date/ Book Closure Date. In case of those Bonds for which the beneficial owner is not identified by the Depository as on the Record Date/ Book Closure Date, the Company would keep in abeyance the payment of interest or other benefits, till such time that the beneficial owner is identified by the Depository and conveyed to the Company, whereupon the interest or benefits will be paid to the beneficiaries, as identified, **within a period of 15 days.**

HOW TO APPLY:

This being a private placement offer, investors who are established/ resident in India and who have been addressed through this communication directly only are eligible to apply. Application shall be for a minimum number of 5 (five) Bonds and multiples of 1 (one) Bond thereafter.

Applicants may remit their application money by way of electronic transfer of funds through RTGS mechanism or through Core Banking Solution (CBS) for credit in the account of in favour of the "**North Eastern Electric Power Corporation Ltd.**" for crediting the amount to the following bank accounts:

Beneficiary Name	**North Eastern Electric Power Corporation Ltd.**
Account No.	**270010200001120**
Bank	**Axis Bank Ltd.**
Branch	**Shillong Branch**
Location	**OB Shopping Mall, Police Bazaar, Shillong – 793001**
Account Type	**Current**
IFSC Code	**UTIB0000270**

All Application Forms duly completed (along with all necessary documents as detailed in this Disclosure Document) must be delivered before the closing of the issue to the Issuer. While forwarding the application form, applicants must ensure that the relevant UTR number/ or any other evidence of having remitted the application money is obtained. Detailed instructions for filling up the application form are provided elsewhere in this Disclosure Document.

Applications for the Bonds must be in the prescribed form (enclosed) and completed in BLOCK LETTERS in English and as per the instructions contained therein. Applications not completed in the prescribed manner are liable to be rejected. The name of the applicant's bank, type of account and account number must be filled in the Application Form. This is required for the applicant's own safety and these details will be printed on the refund orders and interest/ redemption warrants.

The applicant or in the case of an application in joint names, each of the applicant, should mention his/her Permanent Account Number (PAN) allotted under the Income-Tax Act, 1961 or where the same has not been allotted, the GIR No. and the Income tax Circle/Ward/District. As per the provision of Section 139A (5A) of the Income Tax Act, PAN/GIR No. needs to be mentioned on the TDS certificates. Hence, the investor should mention his PAN/GIR No. if the investor does

not submit Form 15G/15AA/other evidence, as the case may be for non-deduction of tax at source. In case neither the PAN nor the GIR Number has been allotted, the applicant shall mention "Applied for" and in case the applicant is not assessed to income tax, the applicant shall mention 'Not Applicable' (stating reasons for non applicability) in the appropriate box provided for the purpose. Application Forms without this information will be considered incomplete and are liable to be rejected.

Applications may be made in single or joint names (not exceeding three). In the case of joint applications, all payments will be made out in favour of the first applicant. All communications will be addressed to the first named applicant whose name appears in the Application Form at the address mentioned therein.

All applicants are requested to tick the relevant column "Category of Investor" in the Application Form. Public/ Private/ Religious/ Charitable Trusts, Provident Funds and Other Superannuation Trusts and other investors requiring "approved security" status for making investments.

No separate receipts shall be issued for the application money. However, the Issuer will acknowledge the receipt of the applications by stamping and returning the acknowledgment slip to the applicant. Applications shall be deemed to have been received by the Issuer Company when submitted at their designated branch.

For further instructions, please read Application Form carefully.

WHO CAN APPLY

- Companies, Bodies Corporate and Societies registered under the applicable laws and authorized to invest in Bonds
- Commercial Banks and Financial Institution
- Regional rural banks
- Co-operative Banks
- Provident Funds, Superannuation funds and Gratuity funds and other Trusts which are authorized to Invest in bonds
- Statutory Corporation / Financial Institutions
- Mutual funds
- Insurance Companies
- Scientific and / or Industrial Research Organisations, which are authorized to invest in bonds.
- Non Banking Finance Companies and Residuary Non-Banking Finance Companies.
- Any other investor authorized to invest in these bonds, subject to confirmation from the issuer

However, out of the aforesaid class of investors eligible to invest, this Memorandum is intended solely for the use of the person to whom it has been sent by NEEPCO for the purpose of evaluating a possible investment opportunity by the recipient(s) in respect of the securities offered herein, and it is not to be reproduced or distributed to any other person(s) other than professional advisors of the prospective investor receiving this Memorandum from NEEPCO.

All investors are required to comply with the relevant regulations/ guidelines applicable to them for investing in the issue of Bonds.

The applications must be accompanied by certified true copies of (1) Memorandum and Articles of Association/ Constitution/ Bye-laws (2) Resolution authorizing investment and containing operating instructions (3) Specimen signatures of authorized signatories (4) Necessary forms for claiming exemption from deduction of tax at source on the interest income/ interest on application money, wherever applicable

APPLICATION UNDER POWER OF ATTORNEY OR BY LIMITED COMPANIES

In case of applications made under a Power of Attorney or by a Limited Company or a Body Corporate or Registered Society or Mutual Fund, and scientific and/or industrial research organisations or Trusts etc, the relevant Power of Attorney or the relevant resolution or authority to make the application, as the case may be, together with the certified true copy thereof along with the certified copy of the Memorandum and Articles of Association and/or Bye-Laws as the case may be must be attached to the Application Form or lodged for scrutiny separately with the photocopy of the application form, quoting the serial number of the application form and the Bank's branch where the application has been submitted, at the office of the Registrars to the Issue after submission of the application form to the Bankers to the issue or any of the designated branches as mentioned on the reverse of the Application Form, failing which the applications are liable to be rejected. Such authority received by the Registrars to the Issue more than 10 days after closure of the subscription list may not be considered.

APPLICATION BY MUTUAL FUNDS

In case of applications by Mutual Funds, a separate application must be made in respect of each scheme of an Indian mutual fund registered with SEBI. The applications made by the Asset Management Companies (AMC) or custodians of a Mutual

Fund shall clearly indicate the name of the concerned scheme for which application is being made. The application must be accompanied with certified true copies of:

1. SEBI registration certificate.
2. Resolution authorizing investment & containing operating instructions.
3. Specimen signatures of authorised signatories

MODE OF SUBSCRIPTION

This being a private placement offer, investors who are established/ resident in India and who have been addressed through this communication directly only are eligible to apply.

Copies of Disclosure Document and Application form may be obtained from the Registered Office of NEEPCO Ltd. Applications for the Bonds must be in the prescribed form (enclosed) and completed in BLOCK LETTERS in English and as per the instructions contained therein.

Applications should be for a minimum of Five Bonds and in multiples of One Bond thereafter. All cheques should be in favour of **"North Eastern Electric Power Corporation Ltd."** and crossed **"Account Payee Only"**. Alternatively, investors can remit their application money by way of electronic transfer of funds through RTGS mechanism for credit in the account of **"North Eastern Electric Power Corporation Ltd."**. For details, please refer to the "Instructions" detailed in the "Application Form.

FORCE MAJEURE

The Company reserves the right to withdraw the issue prior to the closing date in the event of any unforeseen development adversely affecting the economic and regulatory environment. The Company reserves the right to change the Issue Schedule.

RIGHT TO PURCHASE / REISSUE

Company may purchase the bonds in the open market through market makers or otherwise. Company shall retain the right or power to cancel, hold, resell or reissue these bonds or reissue other bonds in lieu thereof.

RIGHT TO ACCEPT OR REJECT APPLICATIONS

The Company reserves it's full, unqualified and absolute right to accept or reject any application, in part or in full, without assigning any reason thereof. The rejected applicants will be intimated along with the refund warrant, if applicable, to be sent. Interest on application money will be paid from the date of realisation of the cheque(s)/ demand drafts(s) till one day prior to the date of refund. The application forms that are not complete in all respects are liable to be rejected and would not be paid any interest on the application money.

Application would be liable to be rejected on one or more technical grounds, including but not restricted to:

a. Number of bonds applied for is less than the minimum application size;
b. Applications exceeding the issue size;
c. Bank account details not given;
d. Details for issue of bonds in electronic/ dematerialised form not given; PAN/GIR and IT Circle/Ward/District not given;
e. In case of applications under Power of Attorney by limited companies, corporate bodies, trusts, etc. relevant documents not submitted;

In the event that any Bond(s) applied for is/are not allotted in full, the excess application monies of such Bonds will be refunded, as may be permitted.

PAN/GIR NUMBER

All applicants must mention their Permanent Account Number or the GIR Number allotted under Income Tax Act, 1961 and the Income Tax Circle/ Ward/ District. In case where neither the PAN nor the GIR Number has been allotted, the fact of such a non-allotment should be mentioned in the Application Form in the space provided

SIGNATURES

Signatures should be made in English or in any of the Indian Languages. Thumb impressions must be attested by an authorized official of a Bank or by a Magistrate/ Notary Public under his/her official seal.

NOMINATION FACILITY

As per Section 72 of the Companies Act, 2013, only individuals applying as sole applicant/Joint Applicant can nominate, in the prescribed manner, a person to whom his Bonds shall vest in the event of his death. Non individuals including holders of Power of Attorney cannot nominate.

MODIFICATION OF RIGHTS

The rights, privileges, terms and conditions attached to the Bonds may be varied, modified or abrogated with the consent, in writing, of those holders of the Bonds who hold at least three fourth of the outstanding amount of the Bonds or with the sanction accorded pursuant to a resolution passed at a meeting of the Bondholders, provided that nothing in such consent or resolution shall be operative against the Company where such consent or resolution modifies or varies the terms and conditions of the Bonds, if the same are not acceptable to the Company.

XX. ISSUE DETAILS

ISSUE SIZE

The issuer proposes to issue 9000 bonds of face value of Rs.10,00,000/- each aggregating to Rs.900 crore.

AUTHORITY FOR THE ISSUE

The issue is being made in pursuance of the Board Resolution dated **10th February, 2015** and EGM Special Resolution dated **10th March, 2015.**

REGISTRATION AND GOVERNMENT APPROVALS

The Company can undertake the activities proposed by it in view of the present approvals and no further approval from any government authority(ies) is required by it to undertake the proposed activities and except those approvals which may be required to be taken in the normal course of business from time to time.

OBJECTS OF THE ISSUE

The funds will be utilized for prepayment of existing high cost borrowings and to finance the construction of various on-going hydro and thermal projects in the NER.

UTILISATION OF ISSUE PROCEEDS

The Company is managed by professionals under the supervision of its Board of Directors. Further, the Company is subject to a number of regulatory checks and balances as stipulated in its regulatory environment. Therefore, the management shall ensure that the funds raised via this private placement shall be utilized only towards satisfactory fulfillment of the objects of the issue. The Company further confirms that the proceeds of the current issue of Bonds shall not be used for providing loan to or acquisition of shares of any person who is part of the same group or who is under the same management.

MINIMUM SUBSCRIPTION

As the current issue of Bonds is being made on private placement basis, the requirement of minimum subscription shall not be applicable and therefore the Company shall not be liable to refund the issue subscription(s)/ proceed(s) in the event of the total issue collection falling short of issue size or certain percentage of issue size.

NATURE OF THE BOND

The bonds are Secured, Redeemable, Non-Convertible Taxable and in the nature of Debentures.

SECURITY

The Bonds together with interest costs and all other monies and amounts payable in respect of these Bonds will be fully secured by first pari-passu charge on identified Fixed Assets of the company with a minimum asset cover of 100% throughout the tenure of Bonds in favour of a Trustee.

The said security shall be created in favour of the Trustees within the stipulated regulatory period from the Deemed Date of Allotment or such extended period as may be permitted by the relevant authority(ies). The Security will be created by the Company, as aforesaid, in favour of the Trustee on such of the assets for which the Company obtains, after all due diligence and efforts, the requisite consents and permissions applicable under law or in accordance with the contractual conditions of holding of such assets for creating the above-mentioned charge. The creation of such security shall be sufficient compliance of the Company's obligation to create security.

TERMS OF PAYMENT

The full face value of the Bonds applied for is to be paid along with the application form. Investor(s) need to send in the application form and the Cheque/Demand Draft/ RTGS/ECS for the full face value of the Bonds applied for.

Issue Price of the Bond	Minimum Application for	Amount Payable on Application per Bond
Rs.10 lakhs	5 Bonds and in multiples of 1 Bond thereafter	Full Issue Price i.e. Rs.10 lakhs

PAY-IN-DATE & DEEMED DATE OF ALLOTMENT

Pay-in Date shall be the date on which application money has to be paid in favour of **"North Eastern Electric Power Corporation Ltd."** by a Cheque/Demand draft. The funds can also be remitted through RTGS. Details of the Account of the Company are given in the Application form of this document. The Company reserves the right to shift the Pay-in Date and/or the Deemed Date of Allotment to any other date or allot the Bonds on multiple dates without giving any reason or any prior notice. The Company may at its sole discretion accept the subscription amount after the Pay-in Date. All benefits available to the investors shall be from the Deemed Date of Allotment and actual allotment may occur on a date other than the Deemed Date of Allotment.

LETTER(S) OF ALLOTMENT/ BOND CERTIFICATE(S)/ REFUND ORDER(S) ISSUE OF LETTER(S) OF ALLOTMENT

The beneficiary account of the investor(s) with National Securities Depository Ltd. (NSDL)/Central Depository Services (India) Ltd. (CDSL)/ Depository Participant will be given initial CREDIT **within 2 working days** from the Deemed Date of Allotment. The initial CREDIT in the account will be akin to the Letter of Allotment. On completion of the all-statutory formalities, such CREDIT in the account will be akin to a Bond Certificate.

ISSUE OF BOND CERTIFICATE(S)

The Bonds since issued in electronic (dematerialized) form, will be governed as per the provisions of The Depository Act, 1997, Securities and Exchange Board of India (Depositories and Participants) Regulations, 1997, rules notified by NSDL/ CDSL/ Depository Participant from time to time and other applicable laws and rules notified in respect thereof. The Bonds shall be allotted in DEMAT form only.

MODE OF TRANSFER OF BONDS

Transfer of theses dematerialized bonds should be in accordance with the rules/procedures as prescribed by NSDL/CDSL/Depository participant of the transferor/transferee and all other applicable laws and rules notified in respect thereof.

PUT/ CALL OPTION

There is **NO** option for any Put or Call in the current issue.

DEPOSITORY ARRANGEMENTS

The Company has made depository arrangements with National Securities Depository Limited (NSDL) and Central Depository Services (India) Limited (CDSL) for issue and holding of the Bonds in dematerialized form. As per the provisions of Depositories Act, 1996, the Bonds issued by The Company can be held in a dematerialized form, i.e. not in the form of physical certificates but be fungible and be represented by the statement issued through electronic mode. In this context, two Tripartite Agreements have been signed:

- Tripartite Agreement dated 18th June, 2002 between NEEPCO, NSDL and MCS Limited
- Tripartite Agreement dated 4th April, 2002 between NEEPCO, CDSL and MCS Limited

FICTITIOUS APPLICATIONS

Any person who:-
a) Makes, in a fictitious name, an application to a body corporate for acquiring or subscribing to, the bonds, or
b) Otherwise induces a body corporate to allot, or register any transfer of, bonds therein to them, or any other person in a fictitious name, shall be liable for legal consequences of such action.

MARKET LOT

The market lot will be one Bond ("Market Lot"). Since the Bonds are being issued only in dematerialised form, the odd lots will not arise either at the time of issuance or at the time of transfer of Bonds.

INTEREST ON APPLICATION MONEY

Interest at the Coupon Rate as per Termsheet (subject to deduction of income tax under the provisions of the Income Tax Act, 1961, or any other statutory modification or re-enactment thereof, as applicable) will be paid to all the applicants on the application money for the Bonds.

Such interest shall be paid from and including the date of realisation of cheque(s)/demand draft(s)/ RTGS/ECS up to but excluding the Deemed Date of Allotment. Such interest would be paid on all valid application. The interest on application money will be computed on the basis of actual number of days elapsed in a year. For this purpose a year would comprise a period of 365 days. In the leap year the month of February shall be considered as of 29 days and the year would be of 366 days. Such interest would be paid on all the valid applications, including the refunds. Where the entire subscription amount has been refunded, the interest on application money will be paid along with the refund orders.

The interest on application money will be remitted through RTGS/ECS or interest cheque(s)/ demand draft(s) for interest on application money (along with Refund Orders, in case of refund of application money, if any) shall be dispatched by the NEEPCO **within 10 days** from the Deemed Date of Allotment and the relative interest warrant(s) along with the Refund Order(s), as the case may be, will be dispatched by registered post/courier/speed post to the sole/ first applicant, at the sole risk of the applicant.

INTEREST ON BONDS

The Bonds shall carry interest at the coupon rates as per term sheet (subject to deduction of tax at source at the rates prevailing from time to time under the provisions of the Income Tax Act, 1961, or any other statutory modification or re-enactment thereof for which a certificate will be issued by NEEPCO) on the outstanding principal amount of Bonds till final redemption. Interest will be paid semi annually on **15th December** and **15th June** each year throughout the tenure of the Bonds till final redemption.

The first interest period shall be defined as actual number of days falling between the **Deemed Date of Allotment** to **15th December, 2015** including the first date but excluding the last date. The first interest payment would be made on **15th December, 2015**. This will be calculated by multiplying the nominal amount with the interest rate on an **"Actual / Actual"** day basis. The second and subsequent interest period is defined as the actual number of days between **15th December** and **15th June** and **15th June** & **15th December** including the first date but excluding the last date. This will be calculated by multiplying the nominal amount by the Interest Rate with the actual number of days divided by total number of days in the coupon period (as per SEBI's Circular No. CIR/IMD/DF/18/2013 dated October 29, 2013). The last Interest Payment would be made on the final redemption date, along with the redemption of principal amount. The last interest payment shall again be calculated on actual number of days i.e. from interest payment date to a day immediately preceding the date of redemption.

In case the Deemed Date of Allotment is revised (pre-poned/ postponed) then the Interest Payment Dates and Interest payment Schedule may also be revised accordingly by the Company at its sole & absolute discretion.

Interest on Bonds will cease from the date of final redemption in all events. If any interest payment date falls on a day which is not a Business Day ('Business Day' being a day on which Commercial Banks are open for Business in the city of **Shillong**) then payment of interest will be made on the next day that is a business day.

COMPUTATION OF INTEREST

The Bonds will carry interest rates as per the term sheet from the Deemed Date of Allotment. The interest will be paid from the Deemed Date of Allotment (subject to deduction of tax at source at the rates prevailing from time to time under the Income Tax Act, 1961 or any other statutory modification or re-enactment thereof) as per term sheet. The Interest shall be computed on **"Actual / Actual"** day count basis (refer SEBI's Circular No. CIR/IMD/DF/18/2013 dated October 29, 2013).

RECORD DATE

The Record Date for all interest payments and repayment of the bond value upon redemption will be the day immediately preceding the period of **15 days prior to the interest payment or redemption date**, as the case may be. Such payment will be made to the bondholder as appearing in the records of the RTA as on the said date. In case the record date, as defined herein, falls on a holiday, the record date shall be the previous Working Day immediately preceding such date.

DEDUCTION OF TAX AT SOURCE

Tax applicable under the Income-Tax Act, 1961, or any other statutory modification or re-enactment thereof will be deducted at source. Tax exemption certificate/ document, under section 193/197/197A of the Income Tax Act, 1961, if any, must be lodged at the office of the Issuer, at least fifteen (15) days prior to the interest payment date. The applicants must submit tax exemption certificate, if applicable, in respect of the interest on application money, if any, along with the application form as required under the Income Tax Act, 1961. In case of tax deducted at source, the Company will send the

TDS certificate to the investors. Therefore, to ensure non-deduction/lower deduction of tax at source from interest on application money, the investors should submit Form 15H/15AA, authority letter from Assessing Officer for non-deduction of tax as may be applicable, with the Application Form, on or before the closure of the Issue.

Regarding deduction of tax at source and the requisite declaration forms to be submitted, prospective investor is advised to consult his tax advisor before investing in the Bonds to be issued by NEEPCO.

REDEMPTION

The Bonds will be redeemed in 5 (Five) equal annual instalments each amounting to 20% of the Face Value of each Bond at the end of 11th, 12th, 13th, 14th and 15th years respectively from the Deemed Date of Allotment. The Bonds, up to the extent of the Face Value/installment(s) already redeemed, will not carry any obligation, for interest or otherwise, after the date of redemption.

The Bonds held in the dematerialised form shall be taken as discharged on payment of the redemption amount by the Company on maturity to the registered Bondholders whose name appear in the Register of Bondholders on the record date. Such payment will be a legal discharge of the liability of the Company towards the Bondholders.

In case the principal redemption date falls on a day which is not a Business Day ('Business Day' being a day on which Commercial Banks are open for Business in **Shillong**), then the payment due shall be made on the previous Business Day.

PAYMENT ON REDEMPTION

Payment on redemption will be made by cheque(s)/warrants(s) /demand draft /credit through ECS/RTGS system in the name of the Bondholder(s) whose name appears on the List of Beneficial Owners given by Depository to NEEPCO as on the Record Date. The Issuer's liability to Bondholder(s) towards all their rights including payment of interest or otherwise shall cease and stand extinguished from the due date of redemption in all events. Further, the Issuer will not be liable to pay interest, income or compensation of any kind from the date of such redemption of the Bonds.

Each installment of the Bonds shall be taken as discharged upon payment of the redemption amount on the 11th, 12th, 13th, 14th and 15th anniversary dates. The Bonds shall be taken as fully discharged upon payment of the final redemption installment on the 15th anniversary date. Such payment will be a legal discharge of the all liability of the Company towards the Bondholders. On payment of each redemption installment, the Company will inform NSDL/CDSL and accordingly the account of the Bondholders with NSDL/CDSL will be adjusted.

The liability of the Company shall stand discharged on posting of redemption warrants by Registered Post and/or remitting the redemption proceeds through ECS/EFT/RTGS to the above said Beneficiaries. No claim, damages or penal interest in respect of delayed payment, etc. shall lie upon the Company in the event of non-receipt of the same by the addressee Bondholder.

RIGHTS OF BONDHOLDERS

Bondholder is not a shareholder. The Bondholders will not be entitled to any other rights and privilege of shareholders other than those available to them under statutory requirements. The Bond(s) shall not confer upon the holders the right to receive notice, or to attend and vote at the General Meeting of the Company. The principal amount and interest on the Bonds will be paid to the registered Bondholders only, and in case of Joint Holders, to the one whose name stands first. Besides the above, the Bonds shall be subject to the provisions of the Companies Act, 1956, the Articles of Association of NEEPCO, the terms of this bond issue and the other terms and conditions as may be incorporated in the Trust deed and other documents that may be executed in respect of these Bonds.

EFFECT OF HOLIDAYS

Should any of the dates defined anywhere in the present Information Memorandum, except the Deemed Date of Allotment, fall on a Sunday or a Holiday, the next working day shall be considered as the effective date. In case the date involves a payment, then the next working day on which Scheduled Commercial Banks in Shillong are open for business shall be considered as the effective date.

LIST OF BENEFICIAL OWNERS /REGISTER OF BENEFICIAL OWNERS

The Company shall request the RTA to provide a list of Beneficial Owners as at the end of the Record Date. This shall be the list, which shall be considered for payment of interest or repayment of principal amount, as the case may be. The RTA shall maintain a register and an index of Beneficial Owners in the manner as provided for, in compliances with various applicable regulations.

SUCCESSION

In the event of the demise of the sole/first holder of the Bond(s) or the last survivor, in case of joint holders for the time being, the Company shall recognize the executor or administrator of the deceased Bondholder, or the holder of succession certificate or other legal representative as having title to the Bond(s). The Company shall not be bound to recognize such executor or administrator, unless such executor or administrator obtains probate, wherever it is necessary, or letter of administration or such holder is the holder of succession certificate or other legal representation, as the case may be, from a Court in India having jurisdiction over the matter. The Company may, in its absolute discretion, where it thinks fit, dispense with production of probate or letter of administration or succession certificate or other legal representation, in order to recognize such holder as being entitled to the Bond(s) standing in the name of the deceased Bondholder on production of sufficient documentary proof or indemnity.

Where a non-resident Indian becomes entitled to the Bond by way of succession, the following steps have to be complied with:

a. Documentary evidence to be submitted to the Legacy Cell of the RBI to the effect that the Bond was acquired by the NRI as part of the legacy left by the deceased holder.

b. Proof that the NRI is an Indian National or is of Indian origin. Such holding by the NRI will be on a non-repatriation basis

FUTURE BORROWINGS

Company reserves the right to make further issues of Bonds or raise loans from any source it deems fit on the security or otherwise of its assets without the consent of the Trustees and without any approval from the bondholders of these present bonds. However, NOC from Debenture Holder (LIC) shall be required for creating pari-passu charge.

DECLARATION REGARDING NON-DEFAULT

Company has never defaulted in payment of interest or principal redemption on any of the Bonds issued by it nor has it defaulted in case of non-allotment of Bonds or payment of application money.

NOTICES

Any notice to the Bondholder required to be sent by Company shall be deemed to have been given if sent by registered post /courier to the holders appearing in the most recent records of the RTA.

All notices to be given by the Beneficial Owners of Bonds shall be sent by Registered Post or by Hand Delivery to the Company or such persons, at such address, as may be notified by the Company from time to time.

All communications from bondholders to NEEPCO shall be addressed to:

The Executive Director (Finance), North Eastern Electric Power Corporation Limited,
Brookland Compound, Lower New Colony, Shillong 793 003

TAX BENEFITS TO THE BONDHOLDERS OF THE COMPANY

The holder(s) of the Bonds are advised to consider in their own case, the tax implications in respect of subscription to the Bonds after consulting their own tax advisor/ counsel.

DISPUTES & GOVERNING LAWS AND JURISDICTION

The Bonds shall be construed to be governed in accordance with Indian laws and rules framed there under. Any dispute between NEEPCO and the bondholders will subject to the jurisdiction of the Shillong High Court.

XXI. SUMMARY TERM SHEET

ISSUER	North Eastern Electric Power Corporation Limited
SECURITY NAME	8.68% NEEPCO PSU Bonds (XVIth Series)
TYPE OF INSTRUMENT	Secured, Redeemable Non Convertible Taxable Bonds in nature of Debentures
NATURE OF INSTRUMENT	Secured
SENIORITY	Senior
MODE OF ISSUE	Private placement
ELIGIBLE INVESTORS	Commercial Banks, Co-operative Banks, Urban Cooperative Bank and Regional Rural Bank, Financial Institutions, Companies, including Non Banking Finance Companies and Residuary Non Banking Finance Companies, Body Corporate & Societies registered under the applicable laws in India and authorized to invest in Bonds Provident/ Superannuation/ Gratuity/ Pension Funds and other Trusts authorized to invest in Bonds, Insurance Companies, Mutual Funds, Individuals
NON- ELIGIBLE CLASSES OF INVESTORS	Minors without a guardian name, Qualified Foreign Investors, Foreign Institutional Investors, Foreign Nationals, Persons resident outside India, Venture Capital funds, Overseas Corporate Bodies, Partnership firms, formed under applicable law in India in the name of partners, Hindu Undivided families through Karta, Person ineligible to contract under applicable statutory / regulatory requirements.
LISTING	Proposed to be listed on Wholesale Debt Market (WDM) segment of BSE
CREDIT RATING	ICRA "AA"; CARE "AA" and CRISIL "AA/Stable"
ISSUE SIZE	₹900,00,00,000
OBJECTS OF THE ISSUE	To finance the capital expenditure on various on-going hydro and thermal projects of the Corporation in the NER
DETAILS OF THE UTILIZATION OF THE PROCEEDS	To finance the capital expenditure on various on-going hydro and thermal projects of the Corporation in the NER
COUPON RATE	8.68% p.a. payable semi-annually
STEP UP/STEP DOWN COUPON RATE	Nil
COUPON PAYMENT FREQUENCY	Semi – annual
COUPON PAYMENT DATES	15th December and 15th June
COUPON TYPE	Fixed
COUPON RESET PROCESS	None
DAY COUNT BASIS	Interest shall be computed on an "actual/actual basis".
INTEREST ON APPLICATION MONEY	At the Coupon Rate from the date of realization of RTGS/ECS/Cheque/ Interest or Redemption Warrant/ Demand Draft up to one day prior to the Deemed Date of Allotment (subject to deduction of Tax at Source, as applicable)
DEFAULT INTEREST RATE	None
TENURE	15 Years
REDEMPTION DATES	30th September, 2026, 30th September, 2027, 30th September, 2028, 29th September, 2029 and 30th September, 2030
REDEMPTION AMOUNT	20% of Face Value per Bond i.e. Rs.2,00,000 per Bond
REDEMPTION PREMIUM	None
ISSUE PRICE	At par
DISCOUNT AT WHICH SECURITY IS ISSUED AND THE EFFECTIVE YIELD AS A RESULT OF SUCH DISCOUNT.	None
PUT & CALL OPTION	None
FACE VALUE	Rs.10,00,000.00 (Rupees ten lakhs) per Bond
MINIMUM APPLICATION	Application should be for minimum of five Bonds and thereafter in multiples of one Bond
PAY-IN DATE	30th September, 2015
DEEMED DATE OF ALLOTMENT	30th September, 2015
ISSUANCE MODE OF THE INSTRUMENT	In dematerialized mode only
BUSINESS DAY CONVENTION	"Business Day" shall be a day on which commercial banks are open for business in the city of **Shillong**. If the coupon payment date of the debt securities, falls on a Sunday or a holiday the coupon payment shall be made on the next working day. If the maturity date of the debt securities, falls on a Sunday or a holiday, the redemption proceeds shall be paid on the previous working day.

RECORD DATE	The day immediately preceding the period of 15 days prior to the interest payment or redemption date.
TRADING MODE OF THE INSTRUMENT	In dematerialized mode only
SETTLEMENT MODE OF THE INSTRUMENT	Payment of interest and repayment of principal shall be made by way of cheque(s)/ demand draft(s)/ RTGS/ NEFT mechanism
DEPOSITORY	National Securities Depository Limited & Central Depository Services (India) Ltd.
SECURITY	Debentures together with interest costs and all other monies shall be secured by first pari-passu charge on identified Fixed Assets of the company with minimum asset cover of 100% through out the tenure of the debentures.
TRANSACTION DOCUMENTS	The Issuer has executed / shall execute the documents including but not limited to the following in connection with the Issue: 1. Letter of consent from the Trustees 2. Debenture Trusteeship Agreement 3. Rating Agreement with CARE Ltd., ICRA Ltd. and CRISIL 4. Letter appointing Registrar & Transfer Agent 5. Application to BSE for seeking its in-principle approval for listing of Bonds
CONDITIONS PRECEDENT TO DISBURSEMENT	The subscription from investors shall be accepted for allocation and allotment by the Issuer subject to the following: 1. Rating letter from the aforesaid rating agencies; 2. Letter from the Trustees conveying their consent to act as Trustees for the Bondholder(s); 3. Application to BSE for seeking its in-principle approval for listing of Bonds.
CONDITION SUBSEQUENT TO DISBURSEMENT	The Issuer shall ensure that the following documents are executed/activities are completed as per time frame mentioned elsewhere in this Disclosure Document: 1. Credit of demat account(s) of the allottee(s) by number of Bonds allotted within **2 working days** from the Deemed Date of Allotment; 2. Making application to BSE within 15 days from the Deemed Date of Allotment to list the Bonds and seek listing permission within 20 days from the Deemed Date of Allotment. Besides, the Issuer shall perform all activities, whether mandatory or otherwise, as mentioned elsewhere in this Disclosure Document.
EVENTS OF DEFAULT	(i) Security Creation: In case of delay in execution of Trust Deed and Charge documents, the Company will refund the subscription with agreed rate of interest or will pay penal interest of 2% p.a. over the coupon rate till these conditions are complied with at the option of the investor. (ii) Default in Payment: In case of default in payment of Interest and/or principal redemption on the due dates, additional interest of @ 2% p.a. over the coupon rate will be payable by the Company for the defaulting period. (iii) Delay in Listing: In case of delay in listing of the debt securities beyond 20 days from the deemed date of allotment, the Company will pay penal interest of 1 % p.a. over the coupon rate from the expiry of 30 days from the deemed date of allotment till the listing of such debt securities to the investor.
PROVISIONS RELATED TO CROSS DEFAULT CLAUSE	None.
ROLE AND RESPONSIBILITIES OF DEBENTURE TRUSTEE	As may be specified in the Debenture Trustee Agreement and Debenture Trust Deed to be executed by and between the Issuer and the Trustees
GOVERNING LAW AND JURISDICTION	The Bonds are governed by and shall be construed in accordance with the existing laws of India. Any dispute arising thereof shall be subject to the jurisdiction of district courts of Shillong.
DEBENTURE TRUSTEE	SBICAP Trustee Company Limited
REGISTRAR & TRANSFER AGENT	MCS Limited

*** The Company reserves its sole and absolute right to modify (pre-pone/ postpone) the issue opening/ closing/ pay-in date(s) without giving any reasons or prior notice. In such a case, investors shall be intimated about the revised time schedule by the Company. The Company also reserves the right to keep multiple Deemed Date(s) of Allotment at its sole and absolute discretion without any notice.

XXII. SERVICING BEHAVIOR ON EXISTING DEBT SECURITIES AND OTHER BORROWINGS

The Company hereby confirms that:

a) The main constituents of the Company's borrowings have been in the form of borrowings from Financial Institutions, Bonds, etc. and Company has been servicing its principal and interest liabilities on time and there has been no instance of delay or default since inception.
b) The Company has neither defaulted in repayment/ redemption of any of its borrowings nor affected any kind of roll over against any of its borrowings in the past.

XXIII. UNDERTAKING REGARDING COMMON FORM OF TRANSFER

The Bonds shall be transferred subject to and in accordance with the rules/ procedures as prescribed by the NSDL/ CDSL/ Depository Participant of the transferor/ transferee and any other applicable laws and rules notified in respect thereof. The normal procedure followed for transfer of securities held in dematerialized form shall be followed for transfer of these Bonds held in electronic form. The seller should give delivery instructions containing details of the buyer's DP account to his depository participant.

The transferee(s) should ensure that the transfer formalities are completed prior to the Record Date. In the absence of the same, interest will be paid/ redemption will be made to the person, whose name appears in the records of the Depository. In such cases, claims, if any, by the transferee(s) would need to be settled with the transferor(s) and not with the Company.

The Company undertakes that it shall use a common form/ procedure for transfer of Bonds issued under terms of this Disclosure Document.

XXIV. MATERIAL EVENT, DEVELOPMENT OR CHANGE AT THE TIME OF ISSUE

The Company hereby declares that there has been no material event, development or change at the time of issue which may affect the issue or the investor's decision to invest/ continue to invest in the debt securities of the Company.

XXV. PERMISSION/ CONSENT FROM PRIOR CREDITORS

The Company hereby confirms that it is entitled to raise money through current issue of Bonds without the consent/ permission/ approval from the Bondholders/ Trustees/ Lenders/ other creditors of the Company. The Company hereby undertakes that it shall seek consent from the existing charge holders for creating of security for the Bonds on pari-passu basis. In future, the Debenture Holder (LIC) shall provide consent to create pari-passu charge subject to Company's complying with the requisite terms of the bond issue.

XXVI. MATERIAL CONTRACTS & DOCUMENTS

By the very nature of its business, NEEPCO is involved in a large number of transactions and therefore it may not be possible to furnish details of all material contracts and agreements involving financial obligations of NEEPCO. However, the contracts referred to below (not being contracts entered into in the ordinary course of the business carried on by NEEPCO) which are or may be deemed to be material have been entered into by NEEPCO. Copies of these contracts together with the copies of documents referred below may be inspected at the Head Office of NEEPCO between 10.00 a.m. and 2.00 p.m. on any working day until the issue closing date.

a) Copy of letter appointing Registrar and Transfer Agents.
b) Copy of letter appointing SBICAP Trustee Company Ltd. as Trustees to the Bondholders
c) Memorandum and Articles of Association of NEEPCO as amended from time to time.
d) Board Resolution dated **10th February, 2015** and Special EGM Resolution dated **10th March, 2015** authorizing issue of Bonds offered under terms of this PPOL.
e) Letter of consent from SBICAP Trustee Company Limited for acting as Trustees for and on behalf of the holder(s) of the Bonds.
f) Letter of consent from MCS Limited for acting as Registrars to the Issue.
g) In-principle approval from BSE for of listing of Bonds.
h) Letters from ICRA Ltd. dated **23rd September, August, 2015,** CARE Ltd. dated **24th September, 2015 and** CRISIL dated **28th September, 2015** conveying the Credit Rating for the Bonds of NEEPCO. Rating Rationale from ICRA, CARE and CRISIL dated August, 2015, 5th August, 2015 and 27th August, 2015 respectively.
i) Tripartite Agreement between NEEPCO, NSDL & MCS Ltd. for issue of Bonds in Dematerialized form.
j) Tripartite Agreement between NEEPCO, CDSL and MCS Ltd. for issue of Bonds in Dematerialized form

DECLARATION

It is hereby declared that this Private Placement Offer Letter contains full disclosures in accordance with the Securities & Exchange Board of India (Issue and Listing of Debt Securities) Regulations, 2008 issued vide Circular No. LADNRO/GN/2008/13/127878 dated June 06, 2008 as well as the Companies (Prospectus & Allotment of Securities) Rules 2014.

The Company also confirms that this Private Placement Offer Letter does not omit disclosure of any material fact which may make the statements made therein, in light of the circumstances under which they are made, misleading. The Private Placement Offer Letter also does not contain any false or misleading statement.

The Company accepts no responsibility for the statement made otherwise than in the Private Placement Offer Letter or in any other material issued by or at the instance of the Company and that anyone placing reliance on any other source of information would be doing so at his own risk.

Signed pursuant to the authority granted by Board of Directors on **10th February, 2015** and the Shareholders of the Company on **10th March, 2015.**

for **North Eastern Electric Power Corporation Limited.**

(A. G. West Kharkongor)
Director (Finance)
Place: Director (Finance)
Date: नीपको लि., शिलांग-793003
NEEPCO. Ltd., Shillong-793003

Annexures:

a) Board Resolution dated **10th February, 2015** and Special EGM Resolution dated **10th March, 2015** authorizing issue of Bonds offered under terms of this PPOL.
b) Letter of consent from SBICAP Trustee Company Limited for acting as Trustees for and on behalf of the holder(s) of the Bonds.
c) Letter of consent from MCS Limited for acting as Registrars to the Issue.
d) In-principle approval from BSE for of listing of Bonds.
e) Letters from ICRA Ltd. dated **23rd September, 2015,** CARE Ltd. dated **24th September, 2015 and** CRISIL dated **28th September, 2015** conveying the Credit Rating for the Bonds of NEEPCO.
f) Rating Rationale from ICRA, CARE and CRISIL dated **August, 2015, 5th August, 2015 and 27th August, 2015** respectively
g) Consent Letter from Axis Bank Ltd. to act as a Bankers to the Issue
h) Application Form & Instructions

CERTIFIED TRUE COPY OF THE BOARD RESOLUTION PASSED BY THE BOARD OF DIRECTORS OF NORTH EASTERN ELECTRIC POWER CORPORATION LTD. IN ITS 213TH BOARD MEETING HELD ON 10TH FEBRUARY 2015 AT AIZAWL.

AGENDA NO: 213.13

MOBILIZATION OF Rs.1500.00 CRORE IN THE FORM OF REDEEMABLE NON-CONVERTIBLE TAXABLE DEBENTURES (NEEPCO PSU BONDS) FOR FUNDING THE CAPITAL EXPENDITURE OF THE CORPORATION

RESOLUTIONS:

Resolved that mobilisation of Rs.1500 crore (Rs.600 crore by 31st March, 2015 and Rs.900 crore during 2015-16) for the various on-going projects of the Corporation in the form of Redeemable Non-Convertible Taxable Debentures / NEEPCO PSU Bonds is hereby recommended for approval of the Shareholders in terms of Rule No.14 (2)(a) of Chapter 3 of the Companies (Prospectus and Allotment of Securities) Rules, 2014.

Resolved that upon approval of the Shareholders for mobilisation of these NEEPCO PSU Bonds, the Chairman and Managing Director be and is hereby authorised to complete all formalities and execute all documents for

(i) Selection and engagement of the Arranger/s, if required, through limited tender to those appearing in the PRIME Database League Table (Private Placements of Debt for PSUs) for the period April 1, 2014 to December 31, 2014 and finalize the terms and conditions of appointment and do all acts and things as may be considered necessary in connection with the appointment of the Arranger/s.

(ii) Allotment of Bonds to the Bondholders in relation to these NEEPCO PSU Bonds.

(iii) Listing on BSE and/or NSE, for dematerialization with the NSDL/CDSL, creation of charge required for raising these funds and for fulfilling all necessary legal and statutory requirements in relation to these NEEPCO PSU Bonds.

Resolved that the Chairman and Managing Director be and is hereby authorised to delegate the powers conferred by the Board in respect of these NEEPCO PSU Bonds.

Resolved further that the approval of the Board be and is hereby accorded for affixation of the Common Seal of the Company on all necessary documents and in the presence of a Director.

Resolved that creation of security by way of mortgage and/or hypothecation of the assets of the Corporation for providing security to the Bondholders of the NEEPCO PSU Bonds aggregating Rs.1500.00 crore is hereby recommended for approval of the Shareholders in terms of Section 180(1)(a) of the Companies Act, 2013.

The Board further authorizes the Chairman and Managing Director to convene a meeting of the Shareholders and fix the date, time and venue for the same.

चिरंजीब शर्मा
Chiranjeeb Sharma
कंपनी सचिव व विधिक सलाहकार
Company Secretary-cum-Legal Adviser
नीपको लि., शिलांग
NEEPCO Ltd., Shillong

Corporate Office: Apeejay House, 6th Floor,
3 Dinshaw Wachha Road, Churchgate, Mumbai - 400 020.
Tel : 022-4302 5555 Fax : 022-2204 0465
Email : helpdesk@sbicaptrustee.com

SBICAP Trustee Company Ltd.

No.0144/2015-2016/CL - 1358
Date : 18th September, 2015.

North Eastern Electric Power Corporation Ltd
Brookland Compound Lower New Colony,
Dist.East Khasi Hills, Shillong
Shillong* - 793003

Attn : Ms. Cathleen Ranee - Sr. Manager - Finance

Dear Sir,

Appointment of SBICAP Trustee Company Limited as Debenture Trustee for issue of Bonds XVIth series aggregating to Rs. 900 Crores

This is with reference to the appointment of SBICAP Trustee Company Limited as Debenture Trustee.

In this connection, we hereby give our consent to act as Debenture Trustee for the above assistance on the following terms :

1) Acceptance Fees	Rs. 1,00,000/- plus applicable taxes (one time payment) to be paid immediately on acceptance of trusteeship assignment for the above referred Issue.
2) Annual Service Charges	Rs. 50,000/- p.a plus applicable taxes payable annually in advance on 1st April each year from the date of allotment of Debentures / Bonds. The Trusteeship remuneration will be payable by you till the time repayment / redemption of entire bonds and its satisfaction of charges thereof in full.
3) Trust Settlement Fee	Rs. 1,000/- only.
4) Out of Pocket Expenses	On actual basis.

Overdue payment of Annual Services Charges, if any, may carry an interest at 12% (twelve percent) per annum payable from the due date till the date of actual payment.

We keenly look forward for our association.

Yours faithfully,

Ajit Narayan Joshi
Authorised Signatory

We accept the above terms
For_____

Authorised Signatory
(signature with stamp)

(ए. जी. वेस्ट खारकोंगर)
(A. G. WEST KHARKONGOR)
निदेशक (वित्त)
Director (Finance)
नीपको लि., शिलांग-793003
NEEPCO. Ltd., Shillong-793003

MCS Limited

77/2A, HAZRA ROAD, Kolkata – 700 029

Phone: 2454-1892/1893. Fax: 2454-1961. e-mail: mcskol@rediffmail.com

Dated 18th September 2015.

To,
M/s. NEEPCO Limited
Shillong

Kind Attn: Ms. Cathleen Ranee
Senior Manager (Finance)

Sub: Letter of Consent

Re: NEEPCO PSU Bonds **XVIth Series of Rs.900 crore.**

Dear Sirs,

This is with reference to your email dated 17th September 2015 in respect of the above subject offering us appointment as a Registrar and Transfer Agent for the above issue.

In this connection we are pleased to accept your offer to act as Registrar and Transfer Agent to above Issue and hereby give our consent to include our name as Registrar to the Issue in the Draft Prospectus / Prospectus.

We convey our sincere thanks for entrusting us for the said assignment and ensure our best attention and services at all times.

Thanking you.

Yours faithfully,
For MCS Limited.

Authorised Signatory

Registered Office: 21 & 22, Ground Floor, Kashiram Jamna Das Bldg., S. P. D'Mello Road (Gadiyal Godi), Masjid East, Mumbai - 400 009, Maharashtra

DCS/COMP/RK/IP-PPDI/181/15-16

September 21, 2015

The Company Secretary
North Eastern Electric Power Corporation Limited
Brookland Compound,
Lower New Colony, Shillong – 793 003,
Meghalaya

Dear Sir,

Re: Private Placement of Secured, Redeemable Non-Convertible Taxable Bonds in nature of Debentures (XVI Issue) for cash at par with a face value of Rs.10,00,000/- each aggregating Rs.900 Crore.

We acknowledge receipt of your application online portal on September 21, 2015 seeking In-principle approval for issue of captioned security. In this regard, the Exchange is pleased to grant in-principle approval for listing subject to fulfilling the following conditions:

1. Filing of listing application.
2. Payment of fees as may be prescribed from time to time.
3. Compliance with Securities and Exchange Board of India (Issue and Listing of Debt Securities) Regulations, 2008 as amended 2012, and submission of Disclosures and Documents as per Regulations 21, in the format specified in Schedule I of the said Regulations and also Compliance with provisions of Companies Act 2013.
4. Receipt of Statutory & other approvals & compliance of guidelines issued by the statutory authorities including SEBI, RBI, DCA etc. as may be applicable.
5. Compliance with change in the guidelines, regulations directions of the Exchange or any statutory authorities, documentary requirements from time to time.

This In Principle Approval is valid for a period of 1 year from the date of issue of this letter. The Exchange reserves its right to withdraw its in-principle approval at any later stage if the information submitted to the Exchange is found to be incomplete/ incorrect/misleading/false or for any contravention of Rules, Bye-laws and Regulations of the Exchange, Listing Agreement, Guidelines/Regulations issued by the statutory authorities etc. Further, it is subject to payment of all applicable charges levied by the Exchange for usage of any system, software or similar such facilities provided by BSE which the Company shall avail to process the application of securities for which approval is given vide this letter.

Yours faithfully,

Mangesh Tayde
Manager

Sejal Jain
Asst. Manager

ICRA Limited

Ref : ICRA/KOL/RA/2015-16/468

September 23, 2015

Mr. A. G. West
Director (Finance)
North Eastern Electric Power Corporation Limited
Brookland Compound,
Lower New Colony,
Shillong – 793003

Dear Sir,

Re: ICRA rating for Rs. 900 crore Non-Convertible Debenture (NCD) Programme of North Eastern Electric Power Corporation Limited

This is with reference to your email dated September 22, 2015, for re-validating your rating for the fresh NCD Programme of Rs. 900 crore.

We confirm that the **"[ICRA]AA" rating with a Stable outlook,** assigned to the captioned NCD programme of your company, and last communicated to you vide our letter dated August 13, 2015 stands. Instruments with [ICRA]AA rating are considered to have high degree of safety regarding timely servicing of financial obligations. Such instruments carry very low credit risk.

The other terms and conditions for the credit rating of the aforementioned instrument shall remain the same vide our letter Ref No: ICRA/KOL/RA/2015-16/369 dated August 13, 2015.

With kind regards,
For ICRA Limited

Jayanta Roy
Senior Vice President

Kaushik Das
Vice President

FMC FORTUNA, A-10 & A-11, 3rd Floor
234/3A, A.J.C. Bose Road
Kolkata-700 020

Tel. : +(91 33) 2280 0008, 2283 1411
+(91 33) 2287 6617, 2287 8839
Fax : +(91 33) 2287 0728, 7150 1150

website : www.icra.in
CIN : L74999DL1991PLC042749

Regd. Off. : 1105, Kailash Building, 11th Floor, 26, Kasturba Gandhi Marg, New Delhi - 110 001

RATING • RESEARCH • INFORMATION

CARE Ratings
Professional Risk Opinion

20 YEARS PLUS
Analytical Excellence

September 23, 2015

Shri A. G. West Kharkongor
Director (Finance)
North Eastern Electric Power Corp. Ltd.
Brookland Compound
Lower New Colony
Shillong – 793 003 (Meghalaya)

Confidential

Dear Sir,

Credit rating for proposed Non-Convertible Debenture issue

Please refer to our letter no. **CARE/KRO/RL/2015-16/1189** dated August 05, 2015 for the rating of proposed long-term Non-Convertible Debenture (NCD) issue aggregating Rs.900 crore.

2. We are now in receipt of your request for revalidation of the said rating on the basis of revised terms of the NCD.
3. We are pleased to reaffirm the rating of **'CARE AA' [Double A]** to the aforesaid NCD issue.
4. The repayment terms of the NCD is attached.as **Annexure I.**
5. All other terms and conditions contained in our rating letter no. **CARE/KRO/RL/2015-16/1189** dated August 05, 2015 would remain the same.

If you need any clarification, you are welcome to approach us in this regard.

Thanking you,

Yours faithfully,

(Abhishek Khemka)
Dy. Manager
abhishek.khemka@careratings.com

(Vineet Chamaria)
Manager
vineet.chamaria@careratings.com

Annexure – I

Particulars	Instrument (s)
Type of Instrument	NCD
Size of the issue	Rs.900 crore
Tenure	15 years
Redemption	Staggered: at the end of the 11th, 12th, 13th,, 14th & 15th years
Redemption Value	20% of the Face Value on each redemption date

Disclaimer

CARE's ratings are opinions on credit quality and are not recommendations to sanction, renew, disburse or recall the concerned bank facilities or to buy, sell or hold any security. CARE has based its ratings on information obtained from sources believed by it to be accurate and reliable. CARE does not, however, guarantee the accuracy, adequacy or completeness of any information and is not responsible for any errors or omissions or for the results obtained from the use of such information. Most entities whose bank facilities/instruments are rated by CARE have paid a credit rating fee, based on the amount and type of bank facilities/instruments.

In case of partnership/proprietary concerns, the rating assigned by CARE is based on the capital deployed by the partners/proprietor and the financial strength of the firm at present. The rating may undergo change in case of withdrawal of capital or the unsecured loans brought in by the partners/proprietor in addition to the financial performance and other relevant factors.

3rd Floor, Prasad Chambers, (Shagun Mall Bldg.), 10A, Shakespeare Sarani, Kolkata 700 071.
Tel: +91-33-4018 1600 / 02 | Fax: +91-33-4018 1603 | Email: care@careratings.com | www.careratings.com
CIN-L67190MH1993PLC071691

CONFIDENTIAL

NOTESTEPC/137283/NCD/081501319/1
September 28, 2015

CRISIL RATINGS

Mr. Moni Raman
Executive Director (Finance)
North Eastern Electric Power Corporation Ltd
Brookland Compound,
Lower New Colony,
Laitumkhrah,
Shillong - 793003
Tel:364 2228779

Dear Mr. Moni Raman,

Re: CRISIL Rating on the Rs. 9 Billion Non-Convertible Debentures of North Eastern Electric Power Corporation Ltd

All ratings assigned by CRISIL are kept under continuous surveillance and review.

Please refer to our rating letter dated August 27, 2015 bearing Ref. no.: NOTESTEPC/137283/NCD/081501319.

Please find in the table below the ratings outstanding for your company.

S.No.	Instrument	Rated Amount (Rs. in Billion)	Rating Outstanding
1	Non-Convertible Debentures	9.00	CRISIL AA/Stable

As per our Rating Agreement, CRISIL would disseminate the rating along with outlook through its publications and other media, and keep the rating along with outlook under surveillance for the life of the instrument. CRISIL reserves the right to suspend, withdraw or revise the ratings assigned to the captioned instrument at any time, on the basis of new information, or unavailability of information or other circumstances, which CRISIL believes, may have an impact on the rating.

As per the latest SEBI circular (reference number: CIR/IMD/DF/17/2013; dated October 22, 2013) on centralized database for corporate bonds/debentures, you are required to provide international securities identification number (ISIN; along with the reference number and the date of the rating letter) of all bond/debenture issuances made against this rating letter to us. The circular also requires you to share this information with us within 2 days after the allotment of the ISIN. We request you to mail us all the necessary and relevant information at debtissue@crisil.com. This will enable CRISIL to verify and confirm to the depositories, including NSDL and CDSL, the ISIN details of debt rated by us, as required by SEBI. Feel free to contact us for any clarifications you may have at debtissue@crisil.com

Should you require any clarifications, please feel free to get in touch with us.

With warm regards,

Yours sincerely,

Tushar Kumar Shah
Associate Director - CRISIL Ratings

Nivedita Shibu
Team Leader - CRISIL Ratings

A CRISIL rating reflects CRISIL's current opinion on the likelihood of timely payment of the obligations under the rated instrument and does not constitute an audit of the rated entity by CRISIL. CRISIL ratings are based on information provided by the issuer or obtained by CRISIL from sources it considers reliable. CRISIL does not guarantee the completeness or accuracy of the information on which the rating is based. A CRISIL rating is not a recommendation to buy, sell, or hold the rated instrument; it does not comment on the market price or suitability for a particular investor. All CRISIL ratings are under surveillance. Ratings are revised as and when circumstances so warrant. CRISIL is not responsible for any errors and especially states that it has no financial liability whatsoever to the subscribers / users / transmitters / distributors of this product. CRISIL Ratings rating criteria are available without charge to the public on the CRISIL web site, www.crisil.com. For the latest rating information on any instrument of any company rated by CRISIL, please contact Customer Service Helpdesk at 1800-267-1301.
CRISIL Limited
Corporate Identity Number: L67120MH1987PLC042363

Registered Office: CRISIL House, Central Avenue, Hiranandani Business Park, Powai, Mumbai - 400 076. Phone: +91 22 3342 3000 | Fax: 91 22 4040 5800
www.crisil.com

Rating of [ICRA]AA assigned to the proposed non-convertible debenture programme of North Eastern Electric Power Corporation Limited

Instrument	Amount (in Rs. Crore)	Rating Action
Proposed Non-Convertible Debenture Programme	900.00	[ICRA]AA/Stable assigned

ICRA has assigned a long term rating of [ICRA]AA (pronounced ICRA double A)[1] with a Stable outlook to the Rs 900 crore proposed non-convertible debenture programme of North Eastern Electric Power Corporation Limited (NEEPCO).

The rating takes into account the significant progress achieved thus far in the ongoing 600 MW Kameng hydroelectric project, with dam excavation and tunnel boring being completed in March 2015, thereby significantly mitigating risks associated with geological uncertainties, and the commissioning of 152 MW of gas based capacity at Tripura and Agartala in the current financial year, which is expected to support NEEPCO's overall profits and cash accruals going forward. ICRA notes that the project is now on course for an early commissioning in H1 FY 2016-17. The rating also takes into account the improvement in the company's receivables position in FY 2014-15 post the substantial collections from Assam Power Distribution Corporation Ltd. as well as commencement of payments from Meghalaya Energy Corporation Ltd., and the increase in NEEPCO's turnover and profitability in FY 2014-15. ICRA observes that in Q1 FY 2015-16, NEEPCO has achieved a robust generation growth of 31% yoy, due to higher generation from the Kopili and Ranganadi hydroelectric stations, and this is expected to support the company's current year's performance. The rating further factors in NEEPCO's sovereign ownership and demonstrated support from the Government of India (GoI), its strategic importance to the power scenario in North East India, with the company meeting around ~33% of regional power demand, and the company's limited demand risks arising from its competitive cost of power, and the location of its plants in the North Eastern region, where competitive intensity is lower due to the existence of only a few number of players. ICRA notes that the availability of domestic gas for NEEPCO's gas based stations, at a discount to the Government notified price, leads to a competitive tariff for gas based stations. In FY 2014-15, despite the 5% year-on-year (yoy) decline in overall generation, the average tariff for NEEPCO's operational generation stations remained at a reasonable level of Rs 3.39/kwh. NEEPCO has signed long term power purchase agreements with the 7 State Electricity Utilities (SEUs) of the North Eastern Region for its 922 MW upcoming power projects, and this mitigates off-take risks to an extent. The rating also derives comfort from the cost-plus nature of the company's operations, leading to steady business returns, its limited exposure to regulatory risks, given that the tariff petition for all operational generation stations being filed for the FY 2014-15 to FY 2018-19 period. ICRA notes that the Central Electricity Regulatory Commission (CERC) hearings for NEEPCO's tariff petitions have already been completed, and therefore the final orders are expected shortly.

Despite the substantial progress made in ongoing projects, the rating is, however, tempered by NEEPCO's significant capex plans that remain in the medium term, exposing the company to project execution risks. Such risks get accentuated owing to location of its plants in the North Eastern region, where operational hurdles remain high. The rating is also constrained by the time and cost over-runs at the under-construction hydroelectric projects, which is likely to lead to tariff escalations, especially for the 110 MW Pare and 60 MW Tuirial projects. However, NEEPCO's average pooled tariff would continue to remain competitive, supported by low tariffs from existing generation stations. Given the significant cost

[1] 100 lakh = 1 crore = 10 million

escalations in NEEPCO's ongoing hydroelectric projects, and the absence of Government approval for the revised cost estimates, there has been a delay in equity infusion by GoI for funding the equity component of the cost escalation. This has led to increased dependence on debt funding, in turn leading to increasing leveraging. However, ICRA observes that GoI is expected to approve the revised cost estimate for the Kameng project shortly, and subsequently also bring in 30% of the equity contribution for the project's cost escalation. The rating further incorporates NEEPCO's exposure to State Electricity Boards having weak financial profile, thereby resulting in significant counter party credit risks, and the company's less diversified customer base, with Assam Power Distribution Company Limited alone contributing to more than 50% of revenues, thus exposing the company to customer concentration risks as well. Given the deteriorating financial health of distribution utilities, the company's ability to sustain its collection efficiencies would remain a key rating lever. As on March 31, 2015, ~21% of NEEPCO's debt profile is comprised of foreign currency loans, which remain un-hedged, thereby exposing the company to risks associated with currency fluctuations. Going forward, NEEPCO's ability to complete the ongoing projects without any further cost or time overruns, and GoI's timely support to ensure tariff competitiveness for these projects will be key rating sensitivities.

Company Profile

NEEPCO, which was incorporated as a 100% GoI owned generating company in April, 1976, has been mandated to harness the power generation potential, both through the hydro and thermal power route in North-Eastern region of India. NEEPCO assumes strategic importance to the power scenario in North East India, with the company meeting around 33% of overall regional power demand. NEEPCO has been conferred the "Mini Ratna – Category I" status by GoI. The company currently has 1135 MW generation capacity in operation, of which 755 MW is hydro based, 375 MW is gas based, and the balance 5 MW is solar power based. NEEPCO is also implementing several greenfield projects located in different states of North-East India, of which 5 projects, totalling around 922 MW, are currently under execution. The total estimated cost for all the ongoing projects, which are scheduled for commissioning in phases from FY 2015-16 onwards, is Rs. 10,715 crore.

Recent Results

NEEPCO reported a net profit of Rs 310.34 crore (provisional) in FY 2014-15 on the back of an operating income of Rs 1539.66 crore (provisional), as against a net profit of Rs 245.39 crore on the back of an operating income of Rs 1331.39 crore in FY 2013-14.

August 2015

For further details please contact:

Analyst Contacts:
Mr. Jayanta Roy, (Tel. No. +91-33-71501120)
jayanta@icraindia.com

Relationship Contacts:
Mr. Jayanta Chatterjee, (Tel. No. +91-33-71501100)
jayantac@icraindia.com

ICRA has classified various instruments based on their complexity as "Simple", "Complex" and "Highly Complex". The classification of instruments according to their complexity levels is available on the website www.icra.in

CARE Ratings
Professional Risk Opinion

20 YEARS PLUS
Analytical Excellence

CARE/KRO/RR/2015-16/1120

Shri A. G. West Kharkongor
Director (Finance)
North Eastern Electric Power Corp. Ltd.
Brookland Compound
Lower New Colony
Shillong – 793 003 (Meghalaya)

August 05, 2015

Confidential

Dear Sir,

Credit rating for Bank Facilities

Please refer to our letters dated July 31, 2015 and August 05, 2015 on the captioned subject.

2. The rationale for the ratings is attached as ***Annexure I***. Kindly note that the rationale would be published in the forthcoming issue of our monthly journal, 'CAREVIEW'.
3. A write-up (brief rationale) on the above rating is proposed to be issued to the press shortly. A draft is enclosed for your perusal as ***Annexure II***.
4. We request you to peruse the Rationale and Press Release and offer your comments, if any. We are doing this as a matter of courtesy to our clients and with a view to ensure that no factual inaccuracies have inadvertently crept in. Kindly revert as early as possible. In any case, if we do not hear from you by August 06, 2015 we will proceed on the basis that you have no comments to offer.

If you need any clarification, you are welcome to approach us in this regard.

Thanking you,

Yours faithfully,

(Abhishek Khemka)
Deputy Manager

(Vineet Chamaria)
Manager

Encl: As above

CREDIT ANALYSIS & RESEARCH LTD.

CORPORATE OFFICE: 4th Floor, Godrej Coliseum, Somaiya Hospital Road,
Off Eastern Express Highway, Sion (E), Mumbai 400 022.
Tel.: +91-22-6754 3456; Fax: +91-22-6754 3457
Email: care@careratings.com | www.careratings.com

3rd Floor, Prasad Chambers, (Shagun Mall Bldg.)
10A, Shakespeare Sarani, Kolkata 700 071
Tel: +91-33-4018 1600 / 02
Fax: +91-33-4018 1603

CIN-L67190MH1993PLC071691

Annexure I

Rationale

North Eastern Electric Power Corporation Ltd. (NEEPCO)

Ratings

Facilities	Amt (Rs. cr)	Rating[1]	Remarks
Non-Convertible Debentures	3,100	CARE AA (Double A)	Revised from CARE AA- (Double A minus)
Proposed Non-Convertible Debentures	900	CARE AA (Double A)	Assigned

Rating Rationale

The revision in rating takes into account reduction in project implementation risk occasioned out of completion of 152 MW of gas based projects, significant physical progress in Kameng Hydro Power Project (600 MW) with commissioning of the project being preponed to June 2016 (as against April 2017), recovery of old dues and improvement in profitability during FY15.

The rating continues to draw strength from the controlling stake and financial support of Government of India (GoI), NEEPCO's established track record in implementing power projects in North-Eastern India and satisfactory operational efficiency of its power stations backed by assured returns based on the Central Electricity Regulatory Commission (CERC) fixed tariffs. The rating is however constrained by the residual risks associated with the implementation of the ongoing projects and counter party risks.

Going forward, the ability of the company to successfully commission the ongoing projects within time & cost estimates, timely collection of proceeds from counter party, and any major debt funded capital expenditure shall be the key rating sensitivities.

Background

North Eastern Electric Power Corporation Ltd. (NEEPCO), incorporated in the year 1976 as a GoI undertaking (100% holding), has been set up to construct, generate, operate and maintain power stations in the North Eastern Region (NER) of the country. NEEPCO is a Miniratna Category – I company. The company is currently into generation of power through Hydro (capacity 755 MW) Gas based - thermal (capacity 375 MW) and Solar (capacity 5 MW) route in the NER with a total installed capacity of 1,135 MW; making NEEPCO the largest power producer in NER by catering to around 50% of the region's energy requirements. Of the total installed capacities, 755 MW (66.5%) pertains to Hydro based capacities with five operational capacities instituted across the states of Assam (3 capacities), Nagaland and Arunachal Pradesh (1 capacity each). The remaining 375 MW (33.0%) pertains to its gas based capacities with two operational capacities instituted across Assam and Tripura and 5 MW (0.5%) of solar capacity in Tripura.

NEEPCO is currently setting up projects of 922 MW through 5 projects (3 hydro - 770 MW and 2 thermal – 152 MW) across NER as part of its 12th Five Year Plan The total cost of the ongoing

[1] *Complete definitions of the ratings assigned are available at www.careratings.com and in other CARE publications.*

3rd Floor, Prasad Chambers, (Shagun Mall Bldg.), 10A, Shakespeare Sarani, Kolkata 700 071.
Tel: +91-33-4018 1600 / 02 | Fax: +91-33-4018 1603 | Email: care@careratings.com | www.careratings.com
CIN-L67190MH1993PLC071691

projects, which are scheduled for commissioning in phases by Q1FY17, is estimated to be Rs.10,705 crore (*pending approval from the appropriate authority*) being financed in the debt to equity ratio of 7:3. NEEPCO has already expended Rs.6,828 crore till March 31, 2015.

Credit Risk Assessment

Sovereign controlling stake and financial support of GoI

NEEPCO, a 'Miniratna – I' and GoI enterprise, has been under the administrative control of Ministry of Power, GoI, since April 1976. GoI through its 100% equity holding in NEEPCO has demonstrated considerable financial support to the company in the form of regular equity infusion to part finance the completed/ ongoing projects & normal business operations. Further, GoI has also provided loan of Rs.291 crore for the ongoing project at the interest rate of 1%.

The company is governed by 11 members Board of which there is 4 executive directors, 5 independent directors and 2 government nominees. The day to day affairs of the company are looked after by CMD and three functional directors with adequate support from a team of experienced professionals.

Established track record in implementing power projects in North-East India

NEEPCO has wide experience and expertise in implementing hydro projects in the north-east which provides it significant competitive advantages over others. The company has a strong design and engineering base with in-house expertise in geology, geo-physics, geo-technics, construction and material surveys. NEEPCO's strong project management skills are demonstrated through its successful completion and operation of the power projects in the toughest of the terrains.

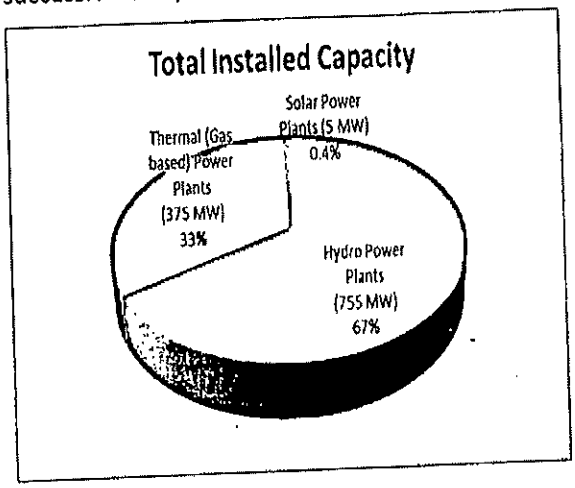

NEEPCO originated with a hydro power plant of 250 MW named as Kopili Hydro Electric Project (with COD in phases during 1984 and 1988) followed by NEEPCO's first gas based power project (291MW) in the state of Assam during 1995-98. The said power plants are the oldest (~ 20-30 years old) amongst its operational facilities with a satisfactory generation history.

Hydro Power Plants	Capacity (MW)	Year of Commissioning	Cost (Rs. Cr.)	Type
Khandong, Assam	25X2=50	1984	122	Reservoir based Hydroelectric
Kopili Stage I, Assam	50X4=200	1988-1997	267	
Doyang, Nagaland	25X3=75	2000	758	
Ranganadi, Arunachal Pradesh	135X3=405	2002	1,455	Run-of-river Hydroelectric
Kopili Stage II, Assam	25X1=25	2004	82	Downstream of Khandong
Total	755		2,684	

3rd Floor, Prasad Chambers, (Shagun Mall Bldg.), 10A, Shakespeare Sarani, Kolkata 700 071.
Tel: +91-33-4018 1600 / 02 | Fax: +91-33-4018 1603 | Email: care@careratings.com | www.careratings.com
CIN-L67190MH1993PLC071691

Gas based Power Plants	Capacity (MW)	Year of Commissioning	Cost (Rs. Cr.)	Type
Assam Power Plant	33.5X6+30X3=291	1995-99	1,514	Combined Cycle Gas Turbine
Agartala Power Plant	21X4=84	1988	336	Open Cycle Gas Turbine
Total	375		1,850	

Solar Power Plants	Capacity (MW)	Year of Commissioning	Cost (Rs. Cr.)	Type
Tripura Power Plant	5	2015	49.5	Monocrystalline SPV module
Total	5		49.5	

Competitive Advantage owing to prominent operating capacities in North-East India

NEEPCO is into generation of power through Hydro Thermal and Solar power route in the NER with a total installed capacity of 1,135 MW; making NEEPCO the largest power producer in NER by catering to 47-50% of the region's energy requirements. Other major player in the region is NHPC with an installed capacity of 105 MW followed by small state level generation companies.

Satisfactory operational efficiency of power stations

Hydro Power Plant

NEEPCO's hydro projects (755 MW) have a satisfactory track record of operation:

Hydro Power Plant	Capacity MW	Normative PAF (%)	Actual PAF (%)					
			FY10	FY11	FY12	FY13	FY14	FY15
			Tariff Period (2009-14)					TP (2014-19)
Kopili Hydro Project , Assam	275	76	63	66	77	67	55	50
Doyang, Nagaland	75	73	62	76	74	66	75	63
Ranganadi, Arunachal Pradesh	405	85	95	90	94	95	94	86

Hydro Power Plant	Capacity MW	Design Energy	Actual Generation (MUs)						
			FY10	FY11	FY12	FY13	FY14	FY15	Q1FY16
			Tariff Period (2009-14)					TP (2014-19)	
Kopili Hydro Project, Assam	275	1,550	931	949	1,185	924	973	717	198
Doyang, Nagaland	75	227	180	257	229	213	246	165	11
Ranganadi, Arunachal Pradesh	405	1,510	1025	1408	980	1,240	981	1,110	365
Grand Total	755	-	2,136	2,614	2,394	2,377	2,200	1,992	575

Kopili Hydroelectric Project (275 MW) has tracked a sound generation record with satisfactory PAF and generation levels (in line with the normative standards) in the past. However in the recent years, due to rise in the content of sulfur in the Kopili River steam, backed by increased coal mining in the adjoining areas of Upper Assam, resulted in acidification of the water body which in turn has exposed the power generating machineries to constant corrosion and mutilation.

Henceforth generation in the Kopili hydroelectric station has witnessed a sharp down fall in the last three years (PAF stood at 50% in FY15 vis-à-vis 77% in FY12) due to continuous renovation and modernization works carried out for replacing the damaged parts worn out by corrosion. However, during Q1FY16 the performance of the plant has improved substantially with generation output of 198 million units in Q1FY16 vis-à-vis 30 million units in Q1FY5.

3rd Floor, Prasad Chambers, (Shagun Mall Bldg.), 10A, Shakespeare Sarani, Kolkata 700 071.
Tel: +91-33-4018 1600 / 02 | Fax: +91-33-4018 1603 | Email: care@careratings.com | www.careratings.com
CIN-L67190MH1993PLC071691

Doyang Hydroelectric Station (75 MW), Plant availability and generation has remained satisfactory over the years with PAF of around 65-75% vis-à-vis NAPAF of 73%. Further, against design energy of 227 MU, the actual generation has remained high and mostly beyond and above the design energy (108% in FY14). However during FY15, due to low rainfall in the region there had been a sharp decline in the generation levels, which however has improved in Q1FY16 (11 MU in Q1FY16 as against 8 MU in Q1FY15).

Ranganadi Hydroelectric Station (405 MW) witnessed higher generation and better-recovery of energy charges during FY15 and Q1FY16 on account of good rainfall in the region. Further, as against design energy of 1510 MU, the highest generation reported in the last 6 years was 1408 MU (in FY11).

Gas based Power Plant

The performance of NEEPCO's two gas based power plants in terms of generation levels have continued to remain satisfactory over the years, and the plants have operated close to normative parameters as defined by CERC, thereby limiting the under-recovery of revenues.

Gas based Power Plant	Capacity MW	Normative	FY10	FY11	FY12	FY13	FY14	FY15	Q1FY16
			Tariff Period (2009-14)					TP (2014-19)	
PAF (%)									
Assam Gas Power Plant	291	72	70	74	70	66	69	70	66
Agartala Gas Power Plant	84	85	90	87	89	86	87	83	87
PLF (%)									
Assam Gas Power Plant	291	-$	69	72	69	66	68	70	66
Agartala Gas Power Plant	84	-$	90	88	90	86	87	83	87

$ PLF norms for thermal power stations no longer exist in the 2009-14 tariff period

Gas based Power Plant	Capacity MW	Actual Generation (MUs)						
		FY10	FY11	FY12	FY13	FY14	FY15	Q1FY16
		Tariff Period (2009-14)					TP (2014-19)	
Assam Gas Power Plant	291	1,750	1,835	1,765	1,680	1,726	1,741	405
Agartala Gas Power Plant	84	663	644	666	633	642	629	178
Total	**375**	**2,413**	**2,479**	**2,431**	**2,313**	**2,368**	**2,370**	**583**

Assam Gas Plant- The plant availability for the Assam gas based generation station had remained satisfactory over the years (around 69-70% as against NAPAF of 72%) with generation output showing an improving trend post decline in the output levels during FY13. NEEPCO current has contracted quantity of 1.4 mmscmd available from Oil India Limited.

Agartala Gas Plant- Agartala based power plant is well placed in terms of plant availability and PLF factor which has remained consistently above the normative benchmarks of 85% over the years. Fuel is adequately availability in the region with a contracted gas supply of 0.75 mmscmd from ONGC and GAIL.

3rd Floor, Prasad Chambers, (Shagun Mall Bldg.), 10A, Shakespeare Sarani, Kolkata 700 071.
Tel: +91-33-4018 1600 / 02 | Fax: +91-33-4018 1603 | Email: care@careratings.com | www.careratings.com
CIN-L67190MH1993PLC071691

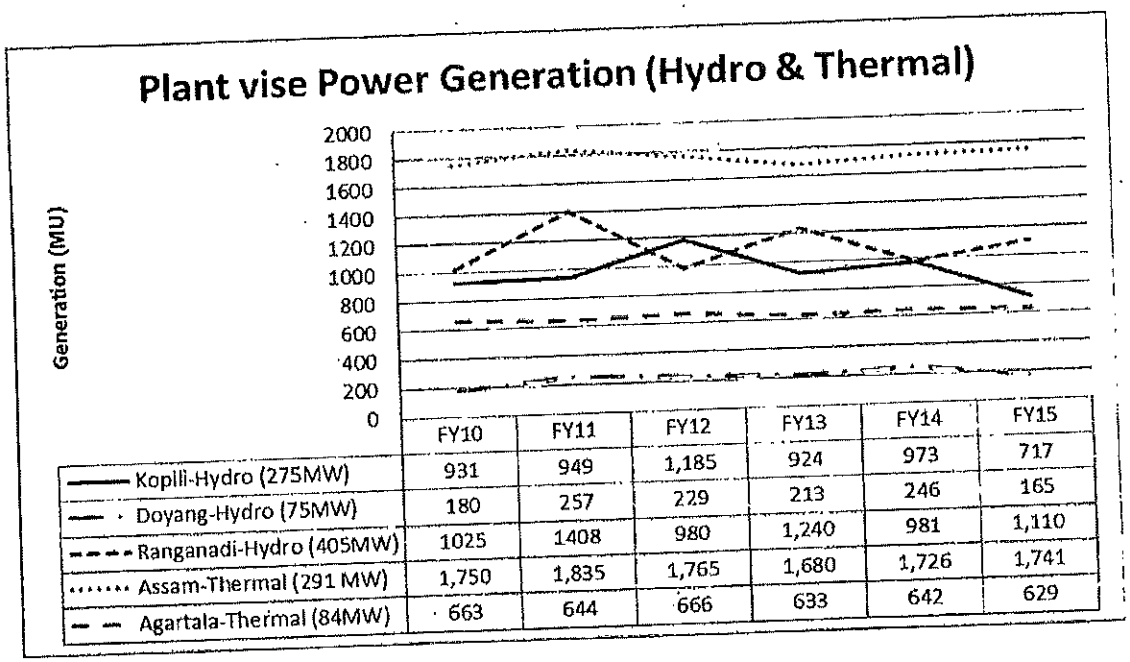

	FY10	FY11	FY12	FY13	FY14	FY15
Koplli-Hydro (275MW)	931	949	1,185	924	973	717
Doyang-Hydro (75MW)	180	257	229	213	246	165
Ranganadi-Hydro (405MW)	1025	1408	980	1,240	981	1,110
Assam-Thermal (291 MW)	1,750	1,835	1,765	1,680	1,726	1,741
Agartala-Thermal (84MW)	663	644	666	633	642	629

Solar based Power Plant

The solar power project (5MW) is located within the premises of the upcoming thermal power project (101 MW gas based plant) at Monarchak, Tripura. The project got commissioned on February 04, 2015 (COD - February 04, 2015) and has generated around 1 MU units during its 55 days of operation in FY15 and 1.5 MU in Q1FY16. The project is the largest Grid Interactive Solar Power Plant in the North Eastern Region of India.

Revenue visibility backed by assured returns based on the CERC fixed tariffs

The tariffs for each power station of NEEPCO are determined as per the tariff regulation notified by CERC. The tariff is determined by referring to Annual Fixed Charges (AFC), which comprise of interest on loan, depreciation, interest on working capital, operation & maintenance expenses (O&M) and Return on Equity (ROE). While the 'cost-plus tariff' mechanism assures recovery of cost, there is a risk of probable non-receipt of approval for various costs incurred, upon non-achievement of normative operational parameters. Tariff of NEEPCO for the period FY09-FY14 has all been approved by the regulatory authority and the corporation has already filed tariff petitions for the period 2014-19 with the CERC. Also, sale of energy is governed by Power Purchase Agreements (PPA) signed by NEEPCO with the Beneficiaries (currently all the seven states of NER). Further, the company has PPA's in place for the upcoming projects also.

Counterparty risk

NEEPCO has SEUs as its customers and thereby is exposed to counterparty risk. NEEPCO's customer includes the distribution utilities of all the seven states in the North-East India, with Assam Power Distribution Company Limited (APDCL), accounting for around 50% of its billings. Given the weak financial profile of the distribution utilities the company remains exposed to counter party risk regarding timely collection of sale proceeds. The average collection period has consistently

3rd Floor, Prasad Chambers, (Shagun Mall Bldg.), 10A, Shakespeare Sarani, Kolkata 700 071.
Tel: +91-33-4018 1600 / 02 | Fax: +91-33-4018 1603 | Email: care@careratings.com | www.careratings.com
CIN-L67190MH1993PLC071691

remained high (6-7 months) mainly on account of delay in receiving the sales proceeds mainly from APDCL & Meghalaya Energy Corporation Ltd. (MeECL).

Name of the SEU	FY13			FY14			FY15		
	Sales	Debtors	Debtors as a % of Sales	Sales	Debtors	Debtors as a % of Sales	Sales	Debtors	Debtors as a % of Sales
	Amt. (Rs. crore)			Amt. (Rs. crore)			Amt. (Rs. crore)		
APDCL	681.5	380.3	*56*	663.3	375.5	*57*	784.3	318.6	*41*
MeECL	160.2	225.4	*141*	157.3	293.7	*187*	175.9	296.6	*169*
P&E, Mizoram	76.2	16.1	*21*	73.4	40.0	*55*	87.8	24.2	*28*
DOP, Manipur	112.2	54.4	*48*	108.1	25.3	*23*	129.4	31.1	*24*
TSECL	117.0	26.7	*23*	114.4	42.5	*37*	135.1	62.8	*46*
DOP, Ar. Pr.	84.1	25.3	*30*	79.8	6.0	*8*	95.8	18.4	*19*
DOP, Nagaland	78.5	17.3	*22*	75.3	7.2	*10*	89.8	15.0	*17*
Others	15.5	(0.5)	*-3*	8.1	1.8	*22*	32.5	1.8	*6*
Total	**1,325.2**	**744.9**	*56*	**1,279.7**	**791.9**	*62*	**1,530.5**	**768.5**	**50**

However during FY15, NEEPCO has recovered old dues of around Rs.300 crore from APDCL and has taken necessary steps towards recovering the old dues from MeECL. Going forward, given the weak financial health of the distribution utilities, timely collection of the proceeds would remain a key rating sensitivity.

Substantial reduction in project Risks associated with implementation of large expansion projects

NEEPCO being a Public Sector Enterprise has to go through a long drawn process for getting approvals for projects which altogether take around 2~3 years' time. The company had envisaged setting up 5 power projects (Kameng – 600 MW, Pare – 110 MW, Tuirial – 60 MW, Tripura Gas Turbine – 101 MW and Agartala Combined Cycle Extension – 51 MW) by 2010. However, all these projects suffered substantial time and cost overrun due to geological, logistical, climatic & technological hurdles, followed by change in the scope of work, increase in steel & cement prices and inadequate road accessibility in the remote areas of NER where the projects are located. The revised aggregate cost of all the projects amounts to Rs.10,705 crore (revised from Rs.4,905 cr) and the company has expended Rs.6,828 crore till March 31, 2015 on all the above projects.

There has been a revision in the project cost mainly on account of increase in project cost for Kameng project (600 MW) from Rs.2,497 crore to Rs.6,476 crore due to change in price level from Dec.2011 to Dec 2014. However, the project has been shortlisted under Hon'ble Prime Ministers PRAGATI (Pro-Active Governance and Timely Implementation) Program wherein the project has been put under fast track clearance and the commissioning of the project has been preponed to June 2016 (revised from April 2017). Till June 30, 2015, excavation of the entire 15.5 Km tunnel and setting up of the dam is almost complete, which reduces the geological and project implementation risk significantly. This coupled with the successfully completion (COD proposed in H1FY16) of the Tripura and Agartala Gas Power Plant (aggregate capacity of 152 MW) softens the project

3rd Floor, Prasad Chambers, (Shagun Mall Bldg.), 10A, Shakespeare Sarani, Kolkata 700 071.
Tel: +91-33-4018 1600 / 02 | Fax: +91-33-4018 1603 | Email: care@careratings.com | www.careratings.com
CIN-L67190MH1993PLC071691

implementation risk to a greater extent. The other projects (Pare – 110 MW, Tuirial – 60 MW) are also under advanced stage of completion and are expected to be operational by Q4FY16.

The revised aggregate cost of all the projects of Rs.10,705 crore (pending approval from the appropriate authority) is being funded at a debt equity ratio of 7:3 except Tuirial Hydro Project, for which debt equity ratio is 8.5:1.5. The equity component for NEEPCO's proposed power projects is expected to be contributed by GoI (majorly) and through internal accruals. The revised cost of the projects is yet to be approved by the Ministry. Pending receipt of equity from GoI and debt tie up for revised cost, company has temporarily funded the project expenses out of internal accruals. The company has raised Rs.2,500 cr of NCD for prepayment of term loan from Power Finance Corporation and part financing the project cost. Further, the company has all the necessary project related clearances followed by appropriate Fuel Supply Agreements (FSA) and Power Purchase Agreements (PPA) with the appropriate parties.

Comfortable financial risk profile

Revenue from sale of power witnessed a y-o-y increase of around 20% in FY15, despite of slight decline (-4.5%) in the generation output, mainly due to materialization of the deferred tax of Rs.182 crore upto financial year 2014-15. Further, sale for FY14 includes additional income of Rs.30.4 crore towards arrear for earlier years based on finalization of the tariff order for 2009-14.

Overall Performance of NEEPCO over the last three years

Power Plant	FY13	FY14	FY15
Total Generation (MUs)	4,690	4,568	4,363
Actual Sales (MUs)$	4,341	4,264	4,105
Sales Realization (Rs. crore)	1,323.1	1,277.8	1,530.5

$ including internal consumption but excluding power auxiliary consumption and transmission loss

NEEPCO has a satisfactory capital structure characterized by an overall gearing of 0.86 times as on March 31, 2015. Despite increase in debt during the last three years (availed to meet the ongoing project requirements), the continuous increase in the networth backed by regular equity infusion by GoI (Rs.169 crore in the last three years) and healthy profitability over the years, has led to satisfactory capital structure. However, with the incremental capex being expected to be funded through a debt: equity ratio of 70:30, capital structure is expected to see some deterioration going forward. The company's interest coverage ratio stood comfortable during FY15.

Working capital management

NEEPCO's average collection period has remained consistently high (around 6-8 months) over the last few years, mainly due to non-recovery of dues from APDCL and MeECL. However during FY15, NEEPCO has realized old dues of around Rs.300 crore from APDCL. The company has earned higher profit from operation vis-à-vis debt repayment & fund requirement for project during last 3 years. This coupled with short term working capital loan of Rs.125 cr and working capital demand loan of Rs.35.0 crore (against sanctioned fund based limits of Rs.50.0 crore) enabled the company to fund its higher operating cycle.

3rd Floor, Prasad Chambers, (Shagun Mall Bldg.), 10A, Shakespeare Sarani, Kolkata 700 071.
Tel: +91-33-4018 1600 / 02 | Fax: +91-33-4018 1603 | Email: care@careratings.com | www.careratings.com
CIN-L67190MH1993PLC071691

Financial Results

(Rs. crore)

For the year ended as on Mar. 31	2013	2014	2015
		(12M, Audited)	
Net Sales	1325.2	1279.7	1530.5
Total Operating Income	1356.8	1317.8	1536.8
Total Income	1392.2	1417.5	1558.2
PBILDT	412.1	348.6	518.1
Interest	6.7	13.7	3.3
Depreciation	151.9	132.0	146.4
PBT	287.8	301.4	389.8
PAT (after deferred tax)	242.3	231.5	318.5
Gross Cash Accruals (GCA)	387.6	378.7	449.9
Financial Position			
Equity Share Capital	3314.6	3362.9	3426.1
Net Worth	5008.5	5282.1	5596.7
Total capital employed	6926.7	8402.9	10385.9
Key Ratios			
Profitability (%)			
PBT / Total Income	20.67	21.26	25.01
PAT (after deferred tax)/ Total Income	17.40	16.33	20.44
ROCE	4.53	4.11	4.18
RONW	4.79	4.77	5.30
Solvency			
Long Term Debt Equity ratio	0.38	0.57	0.83
Overall gearing ratio	0.38	0.59	0.86
Interest coverage	61.18	25.41	155.27
Term Debt/ GCA	4.95	7.95	10.29
Total Debt/GCA	4.95	8.24	10.64
Liquidity (times)			
Current ratio	2.46	2.00	2.38
Turnover (days)			
Avg. Collection Period	197	216	184
Avg. Inventory	52	59	69
Avg. Creditors	37	36	30
Op. Cycle	212	239	222

Disclaimer

CARE's ratings are opinions on credit quality and are not recommendations to sanction, renew, disburse or recall the concerned bank facilities or to buy, sell or hold any security. CARE has based its ratings on information obtained from sources believed by it to be accurate and reliable. CARE does not, however, guarantee the accuracy, adequacy or completeness of any information and is not responsible for any errors or omissions or for the results obtained from the use of such information. Most entities whose bank facilities/instruments are rated by CARE have paid a credit rating fee, based on the amount and type of bank facilities/instruments.

In case of partnership/proprietary concerns, the rating assigned by CARE is based on the capital deployed by the partners/proprietor and the financial strength of the firm at present. The rating may undergo change in case of withdrawal of capital or the unsecured loans brought in by the partners/proprietor in addition to the financial performance and other relevant factors.

3rd Floor, Prasad Chambers, (Shagun Mall Bldg.), 10A, Shakespeare Sarani, Kolkata 700 071.
Tel: +91-33-4018 1600 / 02 | Fax: +91-33-4018 1603 | Email: care@careratings.com | www.careratings.com
CIN-L67190MH1993PLC071691

Annexure II

Brief Rationale

CARE revises and assigns 'CARE AA' rating to the long term debt instrument issue of North Eastern Electric Power Corporation Ltd. (NEEPCO)

Ratings

Facilities	Amt (Rs. cr)	Rating[1]	Remarks
Non-Convertible Debentures	3,100	CARE AA (Double A)	Revised from CARE AA- (Double A minus)
Proposed Non-Convertible Debentures	900	CARE AA (Double A)	Assigned

Rating Rationale

The revision in rating takes into account reduction in project implementation risk occasioned out of completion of 152 MW of gas based projects, significant physical progress in Kameng Hydro Power Project (600 MW) with commissioning of the project being preponed to June 2016 (as against April 2017), recovery of old dues and improvement in profitability during FY15.

The rating continues to draw strength from the controlling stake and financial support of Government of India (GoI), NEEPCO's established track record in implementing power projects in North-Eastern India and satisfactory operational efficiency of its power stations backed by assured returns based on the Central Electricity Regulatory Commission (CERC) fixed tariffs. The rating is however constrained by the residual risks associated with the implementation of the ongoing projects and counter party risks.

Going forward, the ability of the company to successfully commission the ongoing projects within time & cost estimates, timely collection of proceeds from counter party, and any major debt funded capital expenditure shall be the key rating sensitivities.

Background

North Eastern Electric Power Corporation Ltd. (NEEPCO), incorporated in the year 1976 as a GoI undertaking (100% holding), has been set up to construct, generate, operate and maintain power stations in the North Eastern Region (NER) of the country. NEEPCO is a Miniratna Category – I company. The company is currently into generation of power through Hydro (capacity 755 MW) Gas based - thermal (capacity 375 MW) and Solar (capacity 5 MW) route in the NER with a total installed capacity of 1,135 MW; making NEEPCO the largest power producer in NER by catering to around 47-50% of the region's energy requirements.

NEEPCO is currently setting up projects of 922 MW through 5 projects (3 hydro - 770 MW and 2 thermal – 152 MW)across NER as part of its 12th Five Year Plan. The total cost of the ongoing projects, which are scheduled for commissioning in phases by Q1FY17, is estimated to be Rs.10,705 crore (*pending approval from the appropriate authority*) being financed in the debt to equity ratio of 7:3. NEEPCO has already expended Rs.6,828 crore till March 31, 2015.

[1] *Complete definitions of the ratings assigned are available at www.careratings.com and in other CARE publications.*

3rd Floor, Prasad Chambers, (Shagun Mall Bldg.), 10A, Shakespeare Sarani, Kolkata 700 071.
Tel: +91-33-4018 1600 / 02 | Fax: +91-33-4018 1603 | Email: care@careratings.com | www.careratings.com
CIN-L67190MH1993PLC071691

Kameng project (600 MW) has been shortlisted under Hon'ble Prime Ministers PRAGATI (Pro-Active Governance and Timely Implementation) Program wherein the project has been put under fast track clearance and the commissioning of the project has been preponed to June 2016 (revised from April 2017). Till June 30, 2015, excavation of the tunnel and setting up of the dam is almost complete, which reduces the geological and project implementation risk significantly. This coupled with the successfully completion (COD proposed in H1FY16) of the Tripura and Agartala Gas Power Plant (aggregate capacity of 152 MW) softens the project implementation risk to a greater extent. The other projects (Pare – 110 MW, Tuirial – 60 MW) are also under advanced stage of completion and are expected to be operational by Q4FY16.

NEEPCO earned PBT and PAT (after defd. tax) of Rs.389.8 crore (Rs. 301.4 crore in FY14) & Rs.318.5 crore (Rs. 231.5 crore in FY14) on a total income of Rs.1558.2 crore in FY15 (Rs. 1417.5 crore in FY14).

During FY15, NEEPCO has recovered old dues of around Rs.300 crore from APDCL and has taken necessary steps towards recovering the old dues from MeECL.

Analyst Contact
Name: Vineet Chamaria
Tel # 033 4018 1609
Email: vineet.chamaria@careratings.com

CARE has classified instruments rated by it on the basis of complexity. This classification is available at www.careratings.com. Investors/market intermediaries/regulators or others are welcome to write to care@careratings.com for any clarifications.

Disclaimer

CARE's ratings are opinions on credit quality and are not recommendations to sanction, renew, disburse or recall the concerned bank facilities or to buy, sell or hold any security. CARE has based its ratings on information obtained from sources believed by it to be accurate and reliable. CARE does not, however, guarantee the accuracy, adequacy or completeness of any information and is not responsible for any errors or omissions or for the results obtained from the use of such information. Most entities whose bank facilities/instruments are rated by CARE have paid a credit rating fee, based on the amount and type of bank facilities/instruments.

In case of partnership/proprietary concerns, the rating assigned by CARE is based on the capital deployed by the partners/proprietor and the financial strength of the firm at present. The rating may undergo change in case of withdrawal of capital or the unsecured loans brought in by the partners/proprietor in addition to the financial performance and other relevant factors.

3rd Floor, Prasad Chambers, (Shagun Mall Bldg.), 10A, Shakespeare Sarani, Kolkata 700 071.
Tel: +91-33-4018 1600 / 02 | Fax: +91-33-4018 1603 | Email: care@careratings.com | www.careratings.com
CIN-L67190MH1993PLC071691

Rating Rationale

CRISIL RATINGS

August 27, 2015
Mumbai

North Eastern Electric Power Corporation Ltd

'CRISIL AA/Stable' assigned to NCD issue

Rs.9 Billion Non Convertible Debentures | **CRISIL AA/Stable (Assigned)**

CRISIL has assigned its **'CRISIL AA/Stable'** rating to the Rs.9 billion non-convertible debenture (NCD) issue of North Eastern Electric Power Corporation Ltd (NEEPCO).

CRISIL's rating on NEEPCO reflects its strategic importance to, and strong need-based financial support expected from its parent, Government of India (GoI: holds 100 per cent equity in NEEPCO), stable cash flows from the 1135 Megawatt (MW) of operational power project on account of regulated tariff structure with full variable cost pass-through and fixed return on equity and healthy financial risk profile marked by large net worth. The rating also factors in the recent commissioning/ synchronization of 152 MW of gas based capacities. These rating strengths are partially offset by NEEPCO's large ongoing capital expenditure (capex), significant risks associated with implementation of hydro projects and the weak counterparty risk profile of its customers.

NEEPCO is strategically important to GoI, given that it accounts for 40 per cent of the total power supplied to the seven north eastern states; all of whom have been granted special category status by GoI. Also GoI's complete ownership of NEEPCO provides it access to need-based or viability gap funding support from GoI. In addition, GoI also intervenes in order to ensure faster realization of receivables. GoI has in the past provided support to some of NEEPCO's projects through equity infusion and unsecured loans at subordinated rate of interest in order to ensure that the projects remain viable even with higher than normative project costs. GoI's timely intervention in faster realization of receivables is reflected in NEEPCO's receivables period coming down from 226 days as on March 31, 2014 to 183 days as on March 31, 2015. CRISIL believes that NEEPCO will continue to remain strategically important to GoI and will continue to receive need-based support from GoI.

Also, NEEPCO's cash flows have high degree of stability given the regulated tariff structure that allows for recovery of all fixed and variable charges and fixed return on equity based on approved capital costs. The Central Electricity Regulatory Commission (CERC) norms enable the company to earn a prescribed rate of return on its equity capital subject to achievement of a normative plant availability factor and generation target as notified by CERC for each of its plants. NEEPCO's plants have a long track record of operating around their respective operational norms resulting in high stability in its cash flow profile. CRISIL believes that NEEPCO's cash flows will continue to remain healthy, backed by stable profitability on account of regulated tariff over the medium term.

Moreover, the company has healthy financial risk profile marked by its large networth of more than Rs. 52 billion as on March 31, 2015 and low term debt in its completed projects. Although, NEEPCO's debt levels have increased substantially over the last 4 years to Rs. 47.9 billion as on March 31, 2015, these are to fund the projects currently under implementation. Also the company has recently commissioned/synchronized 152 MW of gas based power capacities i.e. 101 MW at Monarchak (Tripura) and 51 MW Extension at Agartala (Tripura). CRISIL believes that with the commissioning of these projects, the company's cash accruals will continue to increase over the medium term and support its strong financial risk profile.

These rating strengths are partially offset by NEEPCO's large ongoing capex and significant risks associated with implementation of Hydro projects. Currently NEEPCO is implementing 3 projects worth more than Rs. 90 billion. This includes a Rs.65 billion 600 MW hydro project at Kameng (Arunachal Pradesh), a Rs. 15 billion 110 MW hydro project at Pare (Arunachal Pradesh) and a Rs. 14 billion 60 MW hydro project at Tuirial (Mizoram). However, there has been considerable progress on the Kameng project with completion of the tunnel and substantial progress on the dam in the last few months. CRISIL believes that given the inherent risks in implementation of large hydro projects, NEEPCO will continue to be exposed to high project implementation and execution risks over the medium term.

Moreover, NEEPCO has a weak counterparty risk profile. The credit quality of NEEPCO's customers, i.e. distribution companies (discoms) in the north eastern region is relatively weak. NEEPCO's weak counterparty risk profile is also reflected in its large receivables of more than 6 months of Rs. 2.74 billion as on March 31, 2015. However, over the last few months, these discoms have regularised payments to a large extent, but their continued ability to make timely payments remains a key rating sensitivity factor for NEEPCO. Also post commissioning of Kameng project the counterparty risk profile of NEEPCO will improve with 50 per cent of the project revenues coming from western and northern states. CRISIL believes that NEEPCO will continue to have a weak counter-party risk profile over the medium term.

Outlook: Stable

CRISIL believes that NEEPCO's business risk profile will continue to remain strong backed by stable cash accruals on account of its regulated tariff structure. The outlook may be revised to 'Positive' in case the company is able to successfully commission and stabilize operations at the 600 MW Kameng project in a timely manner, while sustaining an improvement in the overall receivables period. Conversely, the outlook may be revised to 'Negative' in case of further delays and/or cost overrun in the commissioning of its ongoing projects resulting in a decline in company's ROCE or if there is a significant increase in NEEPCO's overall receivables period.

About the Company

NEEPCO, incorporated in 1976, has 7 power stations, and is the largest suppliers of power to the North-Eastern grids. The company is a 100 per cent GoI entity with existing generation capacity of 1287 MW of which 755 MW is hydroelectric projects, 527 MW is gas based power projects and 5 MW is solar power projects.

For 2014-15, NEEPCO posted a net profit of Rs.3.19 billion on net sales of Rs.15.3 billion, against a net profit of Rs.2.32 billion on net sales of Rs.12.8 billion in 2013-14.

Media Contacts

Tanuja Abhinandan
Media Relations
CRISIL Limited
Phone: +91 22 3342 1818
Email:tanuja.abhinandan@crisil.com

Jyoti Parmar
Media Relations
CRISIL Limited
Phone: +91 22 3342 1835
E-mail: jyoti.parmar@crisil.com

Analytical Contacts

Sudip Sural
Senior Director - CRISIL Ratings
Phone:+91 124 672 2000
Email: sudip.sural@crisil.com

Manish Gupta
Director - CRISIL Ratings
Phone:+91 124 672 2000
Email: manish.gupta@crisil.com

Customer Service Helpdesk

Timings: 10.00 am TO 7.00 pm
Toll free Number:1800 267 1301
Email: CRISILratingdesk@crisil.com

Note:
This rating rationale is transmitted to you for the sole purpose of dissemination through your newspaper / magazine / agency. The rating rationale may be used by you in full or in part without changing the meaning or context thereof but with due credit to CRISIL. However, CRISIL alone has the sole right of distribution of its rationales for consideration or otherwise through any media including websites, portals etc.

Crisil complexity levels are assigned to various types of financial instruments. The crisil complexity levels are available on www.crisil.com/complexity-levels.investors are advised to refer to the crisil complexity levels for instruments that they desire to invest in. Investors may also call the Customer Service Helpdesk with queries on specific instruments.

About CRISIL LIMITED
CRISIL is a global analytical company providing ratings, research, and risk and policy advisory services. We are India's leading ratings agency. We are also the foremost provider of high-end research to the world's largest banks and leading corporations.

About CRISIL Ratings
CRISIL Ratings is India's leading rating agency. We pioneered the concept of credit rating in India in 1987. With a tradition of independence, analytical rigour and innovation, we have a leadership position. We have rated over 75,000 entities, by far the largest number in India. We are a full-service rating agency. We rate the entire range of debt instruments: bank loans, certificates of deposit, commercial paper, non-convertible debentures, bank hybrid capital instruments, asset-backed securities, mortgage-backed securities, perpetual bonds, and partial guarantees. CRISIL sets the standards in every aspect of the credit rating business. We have instituted several innovations in India including rating municipal bonds, partially guaranteed instruments and microfinance institutions. We pioneered a globally unique and affordable rating service for Small and Medium Enterprises (SMEs).This has significantly expanded the market for ratings and is improving SMEs' access to affordable finance. We have an active outreach programme with issuers, investors and regulators to maintain a high level of transparency regarding our rating criteria and to disseminate our analytical insights and knowledge.

CRISIL PRIVACY NOTICE
CRISIL respects your privacy. We use your contact information, such as your name, address, and email id, to fulfil your request and service your account and to provide you with additional information from CRISIL and other parts of McGraw Hill Financial you may find of interest.
For further information, or to let us know your preferences with respect to receiving marketing materials, please visit www.crisil.com/privacy. You can view McGraw Hill Financial's Customer Privacy Policy at http://www.mhfi.com/privacy.
Last updated: August, 2014

Disclaimer:A CRISIL rating reflects CRISIL's current opinion on the likelihood of timely payment of the obligations under the rated instrument and does not constitute an audit of the rated entity by CRISIL. CRISIL ratings are based on information provided by the issuer or obtained by CRISIL from sources it considers reliable. CRISIL does not guarantee the completeness or accuracy of the information on which the rating is based. A CRISIL rating is not a recommendation to buy, sell, or hold the rated instrument; it does not comment on the market price or suitability for a particular investor. Rating action may be initiated as and when circumstances so warrant. CRISIL is not responsible for any errors and especially states that it has no financial liability whatsoever to the subscribers / users / transmitters / distributors of this product. CRISIL Ratings' rating criteria are generally available without charge to the public on the CRISIL public web site, www.crisil.com. For the latest rating information on any instrument of any company rated by CRISIL, please contact CRISIL RATING DESK at CRISILratingdesk@crisil.com, or at (+91 22) 3342 3000.

AXIS BANK

24 September 2015

To,
The Director (Finance),
North Eastern Electric Power Corp. Ltd
Brookland Compound, Lower New Colony
Shillong - 793 003

Sub : **Consent Letter to act as Banker to the Bond Issue by NEEPCO Limited**

Dear Sir,

Subsequent to the discussion held between us today, we understand that NEEPCO Limited is issuing NEEPCO PSU Bonds XVIth Series aggregating Rs.900 Crore (Rupees Nine hundred crore only) through private placement route.

We hereby give our consent to act as a Collecting Banker for the said Bond Issue, for which the pay-in date would be on 30th September 2015.

The existing account, for which the details are given as under, may be used for subscription by Arranger/ Investors and the operation of the account would be governed by the terms and conditions as stipulated by the guidelines governing the operation of current accounts.

Bank Name:	**Axis Bank Limited**
Branch Name:	**Shillong Branch**
Account Number:	**270010200001120**
IFS Code:	**UTIB0000270**

Thanking you,

Yours sincerely,

For AXIS BANK LTD.

Rishi Rai
DVP & Branch Head
Shillong Branch

Rishi Rai
Branch Head
Shillong Branch

North Eastern Electric Power Corporation Limited
(A Government of India Enterprise)
Corporate office: Brookland Compound, Lower New Colony, Shillong- 793 003

APPLICATION FORM FOR PRIVATE PLACEMENT OF 15 YEAR SECURED, REDEEMABLE NON CONVERTIBLE TAXABLE BONDS IN NATURE OF DEBENTURES (XVIth Issue) OF THE FACE VALUE OF Rs.10,00,000/- EACH AGGREGATING Rs.900.00 CRORE @ 8.68% p.a. PAYABLE SEMI ANNUALLY

Date of Application _____

Dear Sirs,

Having read and understood the terms and condition for the Private Placement, we apply for allotment of NEEPCO 8.68% SECURED NON-CONVERTIBLE NON-CUMULATIVE REDEEMABLE TAXABLE BONDS (XVIth ISSUE) IN THE NATURE OF DEBENTURES. The amount payable on application as shown below is remitted herewith. On allotment, please place our name(s) on the Register of Bondholders under the issue. We bind ourselves to the terms and conditions of Private Placement.

(PLEASE READ THE INSTRUCTIONS CAREFULLY BEFORE FILLING THIS FORM)

No. of Bonds applied for (in words)	
No. of Bonds applied for (in figures)	
Amount (Rs.) (in words)	
Amount (Rs.) (in figures)	
Mode of remittance	RTGS/HV Cheque/MICR cheque
	RTGS made through (name of the bank)/Cheque drawn on (name of the bank)
	Cheque no with date /UTR no in case of RTGS
DP Name:	DP ID Client ID

We are applying as (Tick whichever is applicable)

1.	Company / Body Corporate	2.	Commercial Bank	3.	Regional Rural Banks	4.	Financial Institution	5.	Insurance Companies
6.	Provident / Superannuation / Pension / Gratuity Fund	7.	Mutual Fund	8.	Others (Pl. Specify)				

APPLICANT DETAILS USE ONE BOX FOR ONE ALPHABET LEAVING ONE BOX BLANK BETWEEN FIRST WORD AND SECOND

1. Name

Fax No. E-Mail Tel. No.

Address in full (do not repeat name). Post Box No. alone is not sufficient

CITY PIN CODE

TAX DETAILS	**PAN No.***	**IT Circle / Ward / District**	**Not Allotted**

***Please attach a Self- Attested copy of Pan Card of the applicant.**

BANK DETAILS (required for payment of interest on application money)

Bank Name & Branch.....IFSC Code.....

Account No.....Type of Account.....Branch code.....MICR code.....

DETAILS OF DEMAT (DEPOSITORY-NSDL / CDSL)

DP Name.....
DP-ID..... .....
Client ID.....

Tax Deduction Status (Interest on Application): (Please tick one)

- Fully Exempt (Please furnish exemption certificate):
- Tax to be deducted at source :

SIGNATORIES (TO BE SIGNED BY THE APPLICANTS / AUTHORISED SIGNATORIES)

Sl. No.	Name of the Applicant(s) / Authorised Signatories	Status / Designation	Signature
1.			
2.			
3.			

NORTH EASTERN ELECTRIC POWER CORPORATION LTD.
Corporate office: Brookland Compound, Lower New Colony, Shillong- 793003

APPLICATION FORM FOR PRIVATE PLACEMENT OF 15 YEAR SECURED NON CONVERTIBLE NON-CUMULATIVE REDEEMABLE TAXABLE BOND XVIth SERIES IN THE NATURE OF DEBENTURES AGGREGATING INR 900.00 CRORE

ACKNOWLEDGEMENT SLIP

Received from _____
Address_____
_____
_____
_____ Pin Code _____

an application for _____ Bonds for 15 Year Bonds
cheque/ draft /UTR No._____ dated _____
drawn on _____
for INR. (in figures)_____
for INR (in words) _____

COMPANY'S SEAL

INSTRUCTIONS

Applicants are advised to read PPOL carefully in order to satisfy themselves before making an application for subscription.

1) Application Form must be completed in BLOCK LETTERS IN ENGLISH.

2) Signatures should be made in English / Hindi. Signatures made in any other Indian language must be attested by an authorized official of a Bank or by a Magistrate / Notary Public under his / her official seal. Attestation may be done in the space provided in the application form or a separate signature attestation may be enclosed.

3) Application shall be for a minimum number of 5 Bonds and multiples of one Bond thereafter.

4) The payment can be made either through Cheque, Bank transfer or through RTGS.

5) In case of payment through Cheque, it has to be ensured that the application Forms accompanied by the Cheque, drawn and made payable in favour of the **"North Eastern Electric Power Corporation Ltd."** and crossed **"Account Payee Only"** are deposited, preferably in clearing, directly with the designated branches of Axis Bank Ltd. (Collecting Banker) for crediting the amount to **'A/c No. 270010200001120'**.

6) In case the payment is being made through RTGS, the RTGS details are below:

Bank Name :	**Axis Bank Ltd.**
Account No :	**270010200001120**
IFSC Code:	**UTIB0000270**

7) Cash, Outstation Cheques, Money Orders or Postal Orders will NOT be accepted.

8) As a matter of precaution against possible fraudulent encashment of interest warrants due to loss / misplacement, applicants are requested to mention the full particulars of their bank account, as specified in the Application Form. Interest warrants will then be made out in favour of the sole / first applicant's account. Cheques will be issued as per the details in the register of Bondholders at the risk of the sole / first applicant at the address registered with Corporation.

10) The PAN / GIR No. and IT Circle / Ward / District of the Sole / First Applicant and all Joint Applicants(s) should be mentioned in the Application Form. In case neither the PAN nor GIR Number has been allotted, the fact of non - allotment should be mentioned in the space provided and Form 60 should be submitted duly signed. In absence of PAN No. it may be noted that TDS will be deducted at a higher rate if applicable.

11) Income Tax as applicable will be deducted at source at the time of payment interest on application money. Those who are eligible and desirous of claiming exemptions of tax under Income Tax Act, 1961 are required to submit relevant certificate issued by the Income-Tax Officer and / or submit Form 15AA / 15G/15H (in duplicate as prescribed in the Income Tax Rules, 1962) along with the Application Form.

12) In the case of applications made under Power of Attorney or by limited companies, corporate bodies, registered societies, trusts etc., following documents (attested by Company Secretary/ directors) must be lodged along with the application or sent directly to NEEPCO along with a copy of the Application Form:

(i) Certificate of Incorporation and Memorandum & Articles of Association
(ii) Resolution of the Board of Directors/trustees and identification of those who have authority to operate
(iii) Certified True Copy of Power of Attorney granted to transact business on its behalf.
(iv) Form 15AA for investors seeking exemption for Tax deduction at source from interest on the application money.
(v) Any officially valid document to identify the trustees, settlers, beneficiaries and those holding Power of Attorney
   a. Resolution of the managing body of the foundation/association
(vi) Certificate of registration
(vii) Documentary evidence of the Demat details and DP ID to be submitted by the investor along with application form.
(viii) The applicants are requested to clearly indicate the DP ID and Client ID details. In case these details are not filled up correctly, the investor shall have to bear the charges levied by NSDL/CDSL for getting the credit Corporate Action conducted again.
(ix) Copy of PAN card
(x) Any other document as may be required to fulfill KYC Requirement.

13) Please give the Complete Bank details like Bank Account Number, IFSC Code, Name of the Bank and Branch and Branch Code in the Column for Bank details for the purpose of payment of interest on application money through RTGS.

14) The receipt of the applications will be acknowledged by the NEEPCO authorities in the acknowledgement slip appearing below the application form.

15) All future communication should be addressed to the Registered Office of NEEPCO (whose address is given below) or to such other person at such address as may be notified by NEEPCO from time to time.

NORTH EASTERN ELECTRIC POWER CORPORATION LIMITED
(A Government of India Enterprise)
Regd.Office: Brookland Compound, Lower New Colony, Shillong - 793 003, Meghalaya, India
Tel: 0364 – 2228652 / 2223051; **Fax:** 0364-2228652/2228542/2505776
Website: www.neepco.gov.in; **E-mails:** chiranjeeb@neepco.gov.in; cranee@neepco.gov.in

A) Investors to ask their remitting bank to mention following:

Beneficiary Details-

Beneficiary Name	**North Eastern Electric Power Corporation Ltd.**
Account No.	**270010200001120**
Bank	**Axis Bank Ltd.**
Branch	**Shillong Branch**
Location	**OB Shopping Mall, Police Bazaar, Shillong – 793001**
Account Type	**Current**
IFSC Code	**UTIB0000270**

Remittance Details:

Amount (in figures)	**INR**
Amount (in words)	**Rupees**

B) Investors may contact the Collecting Banker at the following particulars:

Banker's Contact Details:

Name	Telephone / Fax	Email
Mr. Rishi Rai Dy. Vice President & Branch Head, Axis Bank Ltd. Shillong 793001	Tel: 0364 2211551 Fax: 0364 2211552	shillong.branchhead@axisbank.com, rishi.rai@axisbank.com,

NORTH EASTERN ELECTRIC POWER CORPORATION LIMITED
(A Schedule "A" Miniratna Government of India Enterprise)

(NEEPCO, a Government of India Enterprise under the Ministry of Power was set up on 2nd April, 1976 to plan, investigate, design, construct, generate, operate and maintain power stations in the North Eastern Region of the country. NEEPCO has an installed capacity of 1287 MW which is around 50% of the total installed capacity of the N.E. Region. NEEPCO's authorised share capital is ₹ 5000 crore)

Registered Office: *Brookland Compound, Lower New Colony, Shillong - 793003, Meghalaya, India*
Tel: (91) - (0364) - 2228652/2223051 Fax: (91)-(0364)- 2228652/2505776
Website: www.neepco.co.in E-mail: cranee@neepco.co.in

(This disclosure document is neither a prospectus nor a statement in lieu of prospectus). This disclosure document is prepared and issued in conformity with Securities & Exchange Board of India (Issue & Listing of Debt Securities) Regulations, 2008 issued vide circular no. LAD-NRO/GN/2008/13/127878 dated June 06, 2008, as amended by Securities & Exchange Board of India (Issue & Listing of Debt Securities) (Amendment) Regulations, 2012 issued vide circular no. LAD-NRO/GN/2012-13/19/5392 dated October 12, 2012 and CIR/IMD/DF/18/2013 dated October 29, 2013) and the Securities and Exchange Board of India (Issue & Listing of Debt Securities) (Amendment) Regulations, 2014 issued vide circular no. LAD-NRO/GN/2013-14/43/207 dated January 31, 2014 and Securities & Exchange Board of India (Issue & Listing of Debt Securities) (Amendment) Regulations, 2015 issued vide circular no. LAD-NRO/GN/2014-15/25/539 dated March 24, 2015 and Securities & Exchange Board of India (Issue & Listing of Debt Securities) (Amendment) Regulations, 2016 issued vide circular no SEBI/ LAD-NRO/GN/2016-17/004 dated 25 May 2016 and SEBI CIRCULAR NO. CIR/IMD/DF-1/122/2016 dated November 11, 2016 and Securities & Exchange Board of India (Issue & Listing of Debt Securities) (Amendment) Regulations, 2015, issued vide circular no. SEBI/LAD-NRO/GN/2015-16/013 dated September 02 2015 and section 42 of the Companies Act, 2013 and the Companies (Prospectus & Allotment of Securities) Rules, 2014)

PRIVATE PLACEMENT OFFER LETTER DATED 23rd MARCH, 2017 FOR ISSUE OF 7.80% SECURED, REDEEMABLE NON-CONVERTIBLE TAXABLE BONDS IN NATURE OF DEBENTURES (XVIIth Series) FOR CASH AT PAR WITH A FACE VALUE OF ₹10,00,000 EACH AGGREGATING ₹300,00,00,000

TRUSTEE FOR THE BONDHOLDERS

SBICAP Trustee Company Ltd.
Registered Office
202, Maker Tower 'E',
Cuffe Parade
Mumbai 400 005
Tel No: 022-4302 5555
Fax No: 022-4302 5500
E-Mail: helpdesk@sbicaptrustee.com

R&TA TO THE ISSUE

Karvy Computershare Pvt. Ltd
Registered Office
Karvy House, 46, Avenue-4
Street No.1, Banjara Hills
Hyderabad 500038, Andhra Pradesh
Tel No: 040-23312454
Fax No: 040-23311968
E-Mail: varghese@karvy.com

ARRANGERS TO THE ISSUE

AXIS BANK	ICICI Bank	TRUST
AXIS BANK LTD Axis House, 8th Floor, Debt Capital Market, Bombay Dyeing Mills Compound, Pandurang Budhkar Marg, Worli Mumbai - 400 025 Tel :022-66043293 Fax : 022-24253800	**ICICI BANK** ICICI Bank Towers, Bandra-Kurla Complex, Mumbai 400 051 Tel: +91 22 26531414	**TRUST INVESTMENT ADVISORS PVT. LTD.** Regd. Office: 109/110, 1st Floor, Balarama Village Parigkhari; Bandra Kurla Complex Bandra (East), Mumbai - 400 051.Tel : 022- 40845000 Fax : 022- 408450 07 www.trustgroup.in

Issue schedule*

Issue opening date	*23rd March, 2017*
Issue closing date	*23rd March, 2017*
Pay-in date	*27th March, 2017*
Deemed date of allotment	*27th March, 2017*

**The Issuer reserves its sole & absolute right to modify (pre-pone/ postpone) the above issue schedule without giving any reasons or prior notice.*

LISTING

The bond issue is proposed to be listed on the BSE Limited ("BSE"). The Issuer has obtained an "in-principle" approval from the BSE for listing of the Bonds offered under this Private Placement Offer Letter.

INDEX	TITLE
I.	Definitions/ Abbreviations
II.	Disclaimers
III.	Issuer Information:
A.	Name and address of the Registered & Corporate Office
B.	Compliance Officer of the Issue
C.	Chief Finance Officer
D.	Statutory Auditors of the Issuer
IV.	Brief summary of business/ activities of issuer and its line of business
A.	Overview
B.	Brief profiles of the generating stations
C.	Brief note on the on-going projects of the Corporation
D.	Corporate Structure of the Issuer
E.	Key Operational and Financial Parameters for the last 3 audited years
F.	Gross Debt: Equity Ratio of the Company prior to and after the issue of this security
V.	A brief history of the issuer since its incorporation giving details of its activities
A.	Details of Share Capital as on last quarter end (31.12.2016)
B.	Changes in capital structure as on last quarter end, for the last five years
C.	Equity Share Capital history of the Company as on last quarter end, for the last five years
D.	Details of any Acquisition or Amalgamation in the last 1 year
E.	Details of any Reorganization or Reconstruction in the last 1 year
F.	Any financial or other material interest of the directors, promoters or key managerial personnel in the offer and the effect of such interest in so far as it is different from the interests of other persons
G.	Details of any litigation or legal action pending or taken by any Ministry or Department of the Government or a statutory authority against any promoter of the offeree company during the last three years immediately preceding the year of the circulation of the offer letter and any direction issued by such Ministry or Department or statutory authority upon conclusion of such litigation or legal action shall be disclosed
H.	Related party transactions entered during the last three financial years immediately preceding the year of circulation of offer letter including with regard to loans made or, guarantees given or securities provided
I.	Summary of reservations or qualifications or adverse remarks of auditors in the last five financial years immediately preceding the year of circulation of offer letter and of their impact on the financial statements and financial position of the company and the corrective steps taken and proposed to be taken by the company for each of the said reservations or qualifications or adverse remark
J.	Details of any inquiry, inspections or investigations initiated or conducted under the Companies Act or any previous company law in the last three years immediately preceding the year of circulation of offer letter in the case of company and all of its subsidiaries
K.	Details of acts of material frauds committed against the company in the last three years, if any, and if so, the action taken by the company
VI.	Details of the shareholding of the Company as on the latest quarter end (31.12.2016)
A.	Shareholding pattern of the Company as on the latest quarter end (31.12.2016)
B.	List of top 10 holders of equity shares of the company as on the latest quarter end (31.12.2016)
VII.	Details regarding the Directors of the Company
A.	Details of the current Directors of the Company
B.	Details of change in Directors since last three years
C.	Remuneration of directors (during the current year and last three financial years)
VIII.	Details regarding the Statutory Auditors of the Company
A.	Details of the Auditor of the Company
B.	Details of change in Auditor since last three years
IX.	Details of borrowings of the Company as on the latest quarter end (31.12.2016)
A.	Details of Secured Loan Facilities
B.	Details of Unsecured Loan Facilities
C.	Details of NCDs
D.	List of Top 10 Debenture Holders as on the latest quarter end (31.12.2016)
E	The amount of corporate guarantee issued by the Issuer along with name of the counterparty (like name of the subsidiary, JV entity, group company, etc) on behalf of whom it has been issued.
F.	Details of Commercial Paper
G.	Details of rest of the borrowing (if any including hybrid debt like FCCB, Optionally Convertible Debentures / Preference Shares).
H.	Details of all default/s and/or delay in payments of interest and principal of any kind of term loans, debt securities and other financial indebtedness including corporate guarantee issued by the Company, in the past 5 years.

I.	Details of any outstanding borrowings taken/ debt securities issued where taken / issued (i) for consideration other than cash, whether in whole or part, (ii) at a premium or discount, or (iii) in pursuance of an option.
J.	Management's perception of risk factors
X.	Details of promoters of the company
XI.	Abridged version of audited consolidated (wherever available) and standalone financial information (like profit & loss statement, balance sheet and cash flow statement) for at least last three years and auditor qualifications , if any
XII.	Abridged version of latest audited / limited review half yearly consolidated (wherever available) and standalone financial information (like profit & loss statement and balance sheet) and auditors qualifications, if any
XIII.	Any material event/ development or change at the time of issue or subsequent to the issue which may affect the issue or the investor's decision to invest/ continue to invest in the debt securities
XIV.	The names of the debenture trustee(s) shall be mentioned with statement to the effect that debenture trustee(s) has given his consent to the issuer for his appointment under regulation 4 (4) and in all the subsequent periodical communications sent to the holders of debt securities.
XV.	The detailed rating rationale (s) adopted (not older than one year on the date of opening of the issue)/ credit rating letter issued (not older than one month on the date of opening of the issue) by the rating agencies shall be disclosed
XVI.	If the security is backed by a guarantee or letter of comfort or any other document / letter with similar intent, a copy of the same shall be disclosed. In case such document does not contain detailed payment structure (procedure of invocation of guarantee and receipt of payment by the investor along with timelines); the same shall be disclosed in the offer document.
XVII.	Copy of consent letter from the debenture trustee "SBICAP Trustee Company Ltd." dated 22nd March, 2017 conveying their consent to act as trustee for the current issue of bonds is enclosed elsewhere in this disclosure document.
XVIII.	Names of all the recognized stock exchanges where the debt securities are proposed to be listed clearly indicating the designated stock exchange.
XIX.	Other details
A.	DRR creation – relevant regulations and applicability
B.	Issue/instrument specific regulations - relevant details (Companies Act, RBI guidelines, etc).
C.	Application process
XX.	Issue Details
XXI.	Summary Term Sheet
XXII.	Servicing behavior on existing debt securities and other borrowings
XXIII.	Undertaking regarding common form of transfer
XXIV.	Material event, development or change at the time of issue
XXV.	Permission / Consent from prior creditors
XXVI.	Material contracts & agreements involving financial obligations of the issuer
	Declaration
ANNEXURES:	
A.	Credit Rating letters from Rating Agencies (ICRA Ltd. and CARE Ltd.)
B.	Consent letter dated 22nd March, 2017 from SBICAP Trustee Company Ltd.
C.	Consent letter from Registrar & Transfer Agent – Karvy Computershare Pvt. Limited
D.	Consent letter from State Bank of India to act as Bankers to the Issue
E.	In-principle Approval from Bombay Stock Exchange
F.	Application Form & Instructions

I. DEFINITIONS/ABBREVIATIONS

Articles	Articles of Association of the Company
AY	Assessment Year
Board/ Board of Directors	The Board of Directors of NEEPCO Ltd.
Bonds	XVIIth Series Secured Redeemable Non-Convertible Taxable Bonds in the nature of Debentures of ₹10,00,000/- each offered through private placement route
Bondholder/Debenture holder	The holder of the Bonds
Book Closure / Record Date	The date of closure of register of Bonds for payment of interest and repayment of principal
BSE	BSE Limited
CARE	Credit Analysis and Research Ltd.
CDSL	Central Depository Services (India) Ltd.
CMD	Chairman and Managing Director of NEEPCO
Depository(ies)	A Depository registered with SEBI under the SEBI (Depositories and Participant) Regulations, 1996, as amended from time to time
Depositories Act	The Depositories Act, 1996, as amended from time to time
Depository Participant	A Depository participant as defined under Depositories Act
Designated Stock Exchange	BSE Limited
Deemed Date of Allotment	Date as specified in the summary term sheet
DER	Debt Equity Ratio
DP	Depository Participant
DRR	Debenture Redemption Reserve
FIs	Financial Institutions
Fiscal	Period of 12 months period ending March 31st, of that particular year unless otherwise stated
FY	Financial Year
Government/GOI	Government of India
ITSL/Trustee	SBICAP Trustee Company Limited
Issuer/ NEEPCO/ Corporation/Company	North Eastern Electric Power Corporation Limited
I.T. Act	The Income Tax Act, 1961, as amended from time to time
Memorandum	Memorandum of Association of the Company
MF	Mutual Fund
NSDL	National Securities Depository Limited
PAN	Permanent Account Number
PPOL/Private Placement Offer Letter	PPOL dated 23rd March, 2017 for Private Placement of 7.80% p.a. payable semi annually XVIIth Secured Redeemable Non-Convertible Taxable Bonds Series in the nature of Debentures of ₹10,00,000/- each for cash at par.
₹ / INR	Indian Rupee
RTGS	Real Time Gross Settlement
Registrar	Karvy Computershare Pvt. Limited
RBI	The Reserve Bank of India
SEBI	The Securities and Exchange Board of India, constituted under the SEBI Act, 1992.
SEBI Act	Securities and Exchange Board of India Act, 1992, as amended from time to time
SEBI Regulations	Securities & Exchange Board of India (Issue & Listing of Debt Securities) Regulations, 2008 issued vide circular No. LAD-NRO/GN/2008/13/127878 dated June 6, 2008, as amended and Securities & Exchange Board of India (Issue & Listing of Debt Securities) (Amendment) Regulations, 2012 issued vide circular no. LAD-NRO/GN/2012-13/19/5392 dated October 12, 2012.
TDS	Tax Deducted at Source
The Companies Act/ the Act	The Companies Act, 2013 as amended from time to time.
The Issue/ The Offer/ Private Placement	Private Placement of 7.80% p.a. payable semi annually XVIIth Secured Redeemable Non-Convertible Taxable Bonds Series in the nature of Debentures of ₹10,00,000/- each for cash at par for an amount aggregating ₹300 crore.

II. DISCLAIMERS

DISCLAIMER OF THE ISSUER

This Private Placement Offer Letter is neither a Prospectus nor a Statement in Lieu of Prospectus and is prepared in conformity with Form PAS-4 prescribed under section 42 and rule 14(1) of Companies (Prospectus and Allotment of Securities) Rules, 2014, Securities and Exchange Board of India (Issue and Listing of Debt Securities) (Amendment) Regulations, 2012 issued vide circular no. LAD-NRO/GN/2012-13/19/5392 dated October 12, 2012, as amended from time to time. This Private Placement Offer Letter does not constitute an offer to the public generally to subscribe for or otherwise acquire the Bonds to be issued by (the "Issuer"/ the "North Eastern Electric Power Corporation Limited (NEEPCO)"/ ("the Company"). The document is for the exclusive use of the Institutions to whom it is addressed and it should not be circulated or distributed to third party (ies). The Company certifies that the disclosures made in this Private Placement Offer Letter are generally adequate and are in conformity with the Companies Act 2013 & relevant SEBI Regulations. This requirement is to facilitate investors to take an informed decision for making investment in the proposed issue.

The issuer confirms that the information contained in this Private Placement Offer Letter is true and correct in all material respects and is not misleading in any material respect. All information considered adequate and relevant about the issue and the Company has been made available in this Private Placement Offer Letter for the use and perusal of the potential investors and no selective or additional information would be available for a section of investors in any manner whatsoever. The Company accepts no responsibility for statements made otherwise than in this Private Placement Offer Letter or any other material issued by or at the instance of the Company and anyone placing reliance on any anyone placing reliance on any other source of information would be doing so at his / her / their own risk.

In pursuance of sub-section (8) of section 42 of The Companies Act, 2013, the Issuer shall not release any public advertisements and shall not utilize any media, marketing or distribution channels or agents to inform the public at large about such an offer, where the term 'public advertisements' shall include notices, brochures, pamphlets, circulars, show cards, catalogues, hoardings, placards, posters, insertions in newspapers, pictures, films, or any other print medium, radio, television programme through any electronic medium, mass communications or e-mails, internet websites including social networking websites, publicity through telephone or mobile etc..

b. DISCLAIMER OF THE SECURITIES & EXCHANGE BOARD OF INDIA

Pursuant to rule 14 (3) of The Companies (Prospectus and Allotment of Securities) Rules, 2014, a copy of this Private Placement Offer Letter shall be filed with the Registrar of Companies, Shillong along with fee as provided in The Companies (Registration Offices & Fees) Rules, 2014 and since the Bonds/Debentures of the Company are listed (as per section 2(52) read with section 2(81) of the Companies Act, 2013), the same shall also be filed with the Securities & Exchange Board of India ("SEBI") along with fee as provided in Securities & Exchange Board of India (Payment of Fees)(Amendment) Regulations, 2014 dated May 23, 2014, within a period of thirty days of circulation of this Private Placement Offer Letter. The Bonds have not been recommended or approved by SEBI nor does SEBI guarantee the accuracy or adequacy of this Private Placement Offer Letter. It is to be distinctly understood that this Private Placement Offer Letter should not, in any way, be deemed or construed that the same has been cleared or vetted by SEBI. SEBI does not take any responsibility either for the financial soundness of any scheme or the project for which the Issue is proposed to be made, or for the correctness of the statements made or opinions expressed in this Private Placement Offer Letter. However SEBI reserves the right to take up at any point of time, with the Issuer, any irregularities or lapses in this Private Placement Offer Letter.

c. DISCLAIMER OF THE STOCK EXCHANGE

As required, a copy of this Document has been submitted to BSE for hosting the same on its website. It is to be distinctly understood that such submission of the Document with BSE or hosting the same on its website should not in any way be deemed or construed that the document has been cleared or approved by BSE ; or does it in any manner warrant, certify or endorse the correctness or completeness of any of the contents of this Document; nor does it warrant that this Issuer's securities will be listed or continue to be listed on the Exchange; nor does it take responsibility for the financial or other soundness of this issuer, its promoters, its management or any scheme or project of NEEPCO. Every person who desires to apply for or otherwise acquire any securities of this Issuer may do so pursuant to independent inquiry, investigation and analysis and shall not have any claim against the Exchange whatsoever by reason of any loss which may be suffered by such person consequent to or in connection with such subscription / acquisition whether by reason of anything stated or omitted to be stated herein or any other reason whatsoever.

d. DISCLAIMER IN RESPECT OF JURISDICTION

The private placement of Bonds is made in India to Companies, Corporate Bodies, Trusts registered under the Indian Trusts Act, 1882, Societies registered under the Societies Registration Act, 1860 or any other applicable laws, provided that such Trust/ Society is authorized under constitution/ rules/ byelaws to hold bonds in a Company, Indian Mutual Funds registered with SEBI, Indian Financial Institutions, Insurance Companies, Commercial Banks including Regional Rural Banks and Cooperative Banks, Provident, Pension, Gratuity, Superannuation Funds as defined under Indian laws. The Disclosure document does not, however, constitute an offer to sell or an invitation to subscribe to securities offered hereby in any other jurisdiction to any person to whom it is unlawful to make an offer or invitation in such jurisdiction. Any person into whose

possession this Document comes is required to inform about and to observe any such restrictions. Any disputes arising out of this issue will be subject to the exclusive jurisdiction of the courts **at Shillong.** All information considered adequate and relevant about the Issuer has been made available in this Document for the use and perusal of the potential investors and no selective or additional information would be available for a section of investors in any manner whatsoever.

e. DISCLAIMER IN RESPECT OF ARRANGER

The Issuer is solely responsible for the truth, accuracy and completeness of all the information provided in this Information Memorandum. Neither is the Arranger responsible for preparing, clearing, approving, scrutinizing or vetting this Information Memorandum, nor is the Arranger responsible for doing any due diligence for verification of the truth, correctness or completeness of the contents of this Information Memorandum. The Arranger shall be entitled to rely on the truth, correctness and completeness of this Information Memorandum. It is to be distinctly understood that the aforesaid use of this Information Memorandum by the Arranger should not in any way be deemed or construed to mean that the Information Memorandum has been prepared, cleared, approved, scrutinized or vetted by the Arranger. Nor should the contents of this Information Memorandum in any manner be deemed to have been warranted, certified or endorsed by the Arranger as to the truth, correctness or completeness thereof. Each recipient must satisfy itself as to the accuracy, reliability, adequacy, reasonableness or completeness of the Information Memorandum.

The Arranger has not conducted any due diligence review on behalf or for the benefit of the Debenture Trustee or any of the Debenture Holder. Each of the Debenture Holder should conduct such due diligence on the Issuer, the Debentures and the Security, as it deems appropriate and make its own independent assessment thereof.

Distribution of this Information Memorandum does not constitute a representation or warranty, express or implied by the Arranger that the information and opinions herein will be updated at any time after the date of this Information Memorandum. The Arranger does not undertake to notify any recipient of any information coming to the attention of the Arranger after the date of this Information Memorandum. No responsibility or liability or duty of care is or will be accepted by the Arranger for updating or supplementing this Information Memorandum nor for providing access to any additional information as further information becomes available.

Neither the Arranger nor any of their respective directors, employees, officers or agents shall be liable for any direct, indirect or consequential loss or damage suffered by any person as a result of relying on any statement in or omission from this Information Memorandum or in any other information or communications made in connection with the Debentures.

The Arranger is acting for the Company in relation to the Issue of the Debentures and not on behalf of the recipients of this Information Memorandum. The receipt of this Information Memorandum by any recipient is not to be constituted as the giving of investment advice by the Arranger to that recipient, nor to constitute such a recipient a customer of the Arranger. The Arranger is not responsible to any other person for providing the protection afforded to the customers of the Arranger nor for providing advice in relation to the Debentures.

Each recipient of this Information Memorandum acknowledges that:

(a) each recipient has been afforded an opportunity to request and to review and has received all additional information considered by the recipient to be necessary to verify the accuracy of or to supplement the information contained herein; and

(b) such recipient has not relied on the Sole Arranger in connection with its investigation of the accuracy of such information or its investment decision.

f. DISCLAIMER IN RESPECT OF ARRANGER

The debenture trustee is not a guarantor and will not be responsible for any non-payment of interest and redemption and/or any loss or claim.

III. ISSUER INFORMATION:

A.NAME AND ADDRESS OF THE REGISTERED / CORPORATE OFFICE OF THE ISSUER:

Name of the Issuer	North Eastern Electric Power Corporation Limited (NEEPCO)
Registered Office	Brookland Compound, Lower New Colony, Shillong - 793 003, Meghalaya, India.
Telephone Number	0364 – 2228652 / 2223051
Fax Number	0364 – 2228652 / 2228542 / 2505776
Website	www.neepco.co.in
E-mail	chiranjeeb@neepco.co.in ; cranee@neepco.co.in

B. COMPLIANCE OFFICER OF THE ISSUE:

Mr. Chiranjeeb Sharma
Company Secretary, NEEPCO Limited
Brookland Compound, Lower New Colony,
Shillong - 793 003, Meghalaya, India
Tel.: 0364-2228652
Fax: 0364-2228542/2505776
E-mail: chiranjeeb@neepco.gov.in

C. CHIEF FINANCE OFFICER:

Mr. Alexander Gordon West Kharkongor
Director (Finance), NEEPCO Limited
Brookland Compound, Lower New Colony,
Shillong - 793 003, Meghalaya, India
Tel.: 0364-2223176
Fax: 0364-2228542/2505776
E-mail: agwest@neepco.gov.in

E. TRUSTEE OF THE ISSUE

SBICAP Trustee Company Ltd.
202, Maker Tower E
Cuffe Parade, Mumbai 400 005
Tel No: 022-43025555
Fax: 022-22040465

F. REGISTRAR OF THE ISSUE

Karvy Computershare Pvt. Ltd.
Karvy House, 46, Avenue 4
Street No1, Banjara Hills
Hyderbad - 500038
Andhra Pradesh
Tel No.: 040-23312454
Fax No.: 040-23311968
Email: varghese@karvy.com

G. CREDIT RATING AGENCIES OF THE ISSUE

1. ICRA Ltd.
FMC Fortuna, A-10 & A-11, 3rd Floor,
234/3A, A.J.C. Bose Road
Kolkata 700020

2. Credit Analysis & Research Ltd.
3rd Floor, Prasad Chambers,
Shagun Mall Building, 10A, Shakespeare Sarani,
Kolkata - 700 071

H. AUDITORS OF THE ISSUER

M/s SPAN & Associates
Chartered Accountants
C/O- Ms Ratna Das, Upendralaya
House No-16, Bye Lane – 6
Nabin Nagar , Janapath
Guwahati – 781 024

IV. BRIEF SUMMARY OF THE BUSINESS/ACTIVITIES OF THE ISSUER AND ITS LINE OF BUSINESS

A. OVERVIEW

NEEPCO is a Schedule "A" Miniratna Government of India Enterprise under the Ministry of Power with a present Authorised Capital of ₹5000 crore. Its primary goal is the integrated and efficient development of the Power Sector in the Region by planning, investigating and preparing preliminary feasibility and definite project reports followed by the actual construction, operation and maintenance of power stations and projects.

Since NEEPCO has been incorporated to operate primarily in the North Eastern Region, it would be pertinent to mention the immense potential of the region for generation of power. Additionally, the Region also has abundant resource of coal, oil and gas for thermal power generation. In spite of such huge potential the Region ranks lowest in the country in terms of per capita energy consumption. This has been mainly due to inhospitable climatic conditions, remote location and inaccessibility of geographical locations.

Hydro-electric Power: In terms of hydro power, the North Eastern Region has the potential of about 58971 MW, i.e. almost 40% of the country's total hydro potential. Of this huge hydro potential, less than 2% (1116 MW) has so far been harnessed as on 31.03.2010 and the remaining 98% is yet to be exploited.
Natural Gas: 151.68 billion cubic feet - enough to generate 7500 MW for 10 years.
Coal: 864.78 Million tonnes against 186 Billion tones of reserves in the country. With the reserves in the N.E Region, approximately 240 MW/day can be generated for a period of 100 years.

However with continual improvement of infrastructure and communication facilities, the North East region stands to become the Power House of India by utilising its surplus power potential especially in the hydro sector.

MISSION STATEMENT

- To harness the vast hydro & thermal power potential of the region.
- To produce pollution free and inexhaustible power through planned development of power generation projects.
- To play a significant role in the integration and development of hydroelectric and thermal power in the Central Sector covering all aspects such as investigation, planning, designs, construction, operation and maintenance of hydroelectric and thermal projects which in turn would effectively promote the development of the nation as a whole.

CERTIFICATIONS RECEIVED

- ✓ ISO 9001-2000 Quality Management System
- ✓ ISO 14001-2004 Environmental Safeguards
- ✓ OHSAS 18001-1999 Occupational Health and Safety Standards

CORPORATE SOCIAL RESPONSIBILITY (CSR)

Since its inception NEEPCO has always given top priority towards all round development of the people residing in and around its operational areas. As a responsible corporate citizen, NEEPCO has undertaken various community development activities particularly in the field of education, health, infrastructure development and other community needs. The Corporation is committed to discharge larger responsibilities towards the society in future.

NEEPCO'S CSR MISSION

- To execute and operate projects in a cost effective, environment friendly and socio-economically responsive manner with thrust on energy conservation.
- To be a responsible corporate entity for nurturing human values with concern for society.
- To contribute towards community development and help achieve a high level of human development in the field of education and health in particular as human development contributes to welfare by enhancing 'capabilities' of people thereby increasing their productivity, income and general wellbeing.

PRODUCTS/SERVICES

NEEPCO generates and supplies power to the seven states of the North Eastern Region. The primary beneficiaries are:

- Assam Power Distribution Company Ltd.
- Meghalaya Energy Corporation Ltd.
- Tripura State Electricity Corporation Ltd.
- Department of Power, Govt. of Arunachal Pradesh
- Electricity Department, Govt. of Manipur
- Power & Electricity Department, Govt. of Mizoram
- Department of Power, Govt. of Nagaland

SUPPLY OF POWER

NEEPCO's generating stations feed power at their respective bus-bar into the Regional Grid. Power is transmitted to the Bulk Power Consumers through transmission systems of the PowerGrid Corporation of India Ltd. (PGCIL) as well as the respective State Transmission Utilities (STU). Generation and transmission of power in the region is regulated by the North Eastern Regional Power Commission and the North Eastern Regional Load Despatch Centre which are the designated apex bodies for integrated operation and management of the Regional Power System (Regional Grid). Tariff for power from the various stations are fixed as per the Availability Based Tariff (ABT) by the Central Electricity Regulatory Authority (CERC). The ABT regime came into force in the North Eastern Region with effect from 01.11.2003. NEEPCO has commissioned/synchronized the following generating power stations:

Sl.	Name of the Power Station	Installed Capacity	State
1	Khandong Power Station	50 MW	Assam
2	Kopili Power Station	200 MW	Assam
3	Kopili Hydro Electric Project – Stage II	25 MW	Assam
4	Doyang Hydro Electric Project	75 MW	Nagaland
5	Ranganadi Hydro Electric Project	405 MW	Arunachal Pradesh
	Sub-total (Hydro)	**755 MW**	
6	Assam Gas Based Power Project	291 MW	Assam
7	Agartala Gas Based Power Project (84 MW + 51 MW)	135 MW	Tripura
8	Tripura Gas Based Power Project	101 MW	Tripura
	Sub-total (Thermal)	**527 MW**	
	Grid Interactive Solar Power Plant at TGBPP Site, Tripura **(Renewable)**	**5 MW**	Tripura
	Grand Total	**1287 MW**	

B. BRIEF PROFILES OF THE GENERATING STATIONS

1. Khandong Power Station & 2. Kopili Power Station (KHEP): They comprise the original Kopili Hydro Electric Project (100 MW) located on the River Kopili in the North Cachar Hills District of Assam which was the maiden venture of NEEPCO when it came into existence in 1976. The first stage of Kopili Hydro Electric Plant has two dam and dyke systems for creating two reservoirs, one on the Kopili River and the other on the Umrong stream, a tributary of the Kopili. Water from the Kopili reservoir is utilized in the Khandong power station through a 2852 metre long tunnel to generate 50 MW (2 X 25 MW) of power. The tail water from this powerhouse is led to the Umrong reservoir. The water from Umrong reservoir is taken through a 5473 metre long tunnel to the Kopili power station to generate 200 MW (4 X 50 MW) of power. Subsequently, the Stage I Extension (100 MW) of the project envisaged setting up two additional 50 MW units at Kopili Power Station, provisions for which were already kept during the first stage development of the project. The Units III and IV under this extension scheme were commissioned in March, 1997 and June, 1997 respectively. The total installed capacity of the Kopili Power Station thus went up to 200 MW and that of the project as whole to 250 MW. The raising of the Umrong reservoir by 7.6 m was taken up to meet the demand for more water for two additional 50 MW units of first stage extension.

3. Kopili Hydro Electric Project - Stage II (KHEP-II): The second stage of the Kopili Hydro Electric Project involved construction of a powerhouse to generate additional 25 MW of power by utilizing water from the Kopili reservoir through a 480 m long water conductor system, provision of which was kept as a by-pass conduit from the surge shaft in the Khandong tunnel. The water from the second stage powerhouse goes to the Umrong reservoir for utilization in the Kopili power station

4. Doyang Hydro Electric Project (DHEP): Situated on the River Doyang, a tributary of the River Brahmaputra, this Project with a capacity of 3 X 25 MW and an estimated annual generation of 227 Million Units was commissioned on the 2nd week of July'2000. The Project is located in Wokha District of Nagaland. It consists of three units of 25 MW each and has a Design Energy of 227 MU. The Dam is of Rock Fill type with a height of 87.50 m and length of 462 m. The steel lined HRT has double bifurcation, 5.92m in diameter and 427.86 m long and the Design Head is 67.0 m. The Evacuation System comprises a 132 kV D/C Doyang-Dimapur lines of PGCIL and a 132 kV S/C Doyang-Kohima line and 132 KV S/C Doyang-Mokochung line of Govt. of Nagaland.

5. Ranganadi Hydro Electric Project (RHEP): This run-of-the-river Project is located in the Lower Subansiri District of the State of Arunachal Pradesh in the Ranganadi basin and the adjoining Dikrong basin. . It consists of three units of 135 MW each and has a Design Energy of 1509.66 MU. The Dam is of Concrete Gravity type with a height of 68 m and length of 340 m. The HR Tunnel has a diameter of 6.8 m and is 10.13 km long while the dimensions of the Penstock are 5.8 m dia x 778 m long; 4.75 m dia x 137 m long; 3.35 m dia x 147 m long. The Design Head is 304.0 m. The Evacuation System comprises 400 kV Ranganadi-Balipara D/C Lines of PGCIL and 132 kV Ranganadi-Nirjuli S/C Line, 132 kV Ranganadi-Along S/C Line of the Govt. of Arunachal Pradesh.

6. Assam Gas Based Power Project (AGBPP): This Combined Cycle Gas Turbine Project is located in the Dibrugarh District of Assam. It has been partly financed by a loan of 37.272 Billion Yen under bilateral credit arrangement with the Overseas Economic Cooperation Fund of Japan. It utilizes natural gas available in the oil fields of Upper Assam. The power station comprises of 6 Gas Turbines with associated Waste Heat Recovery Boilers and 3 Steam Turbines, arranged in a modular fashion. A module comprises of 2 Gas Turbines with associated Waste Heat Recovery Boilers and 1 steam turbine.

7. Agartala Gas Based Power Project (AGTP): This project is located in the West Tripura District of the state of Tripura near the capital town of Agartala .The project was run on an Open Cycle Mode with 4 Gas Turbines of 21 MW each of European Gas Turbine make operating on natural gas obtained from the gas fields of M/S ONGC. The Project has been financed through the budgetary support of the Government of India and partially through external commercial borrowings from the Deutsche Bank, Germany. The Project was completed in 1997-98. at a cost of Rs 322.55 Crores with a 50:50 debt equity ratio. Subsequently, the AGTP-Extension was commissioned in August, 2015 thereby transforming the project into a Combined Cycle plant with 2 (two) Steam Turbine Generating units of 25.5 MW each and a total installed capacity of 135 MW. The financing pattern of this extension project was with a Debt-Equity ratio of 70:30. The debt component of the cost was met from the proceeds of the USD 100 million ECB from SBI, Singapore while equity was funded from internal accruals of NEEPCO.

8. 5 MWp Grid Interactive Solar Power Plant: As a maiden venture, a 5 MWp Grid Interactive Solar PV Power Project is being setup at Monarchak within the premises of the 101 MW Tripura Gas Based Power Project at an estimated cost of ₹42.89 Cr. (including IDC), with the levellised tariff being ₹9.46/unit. The project was commissioned on 15th February, 2015. The power generated from the project is being evacuated through a 33 KV Double – Circuit Line to the Rabindranagar Sub-Station of Tripura State Electricity Corporation Limited (TSECL). The infrastructure for evacuation of power was carried out by TSECL on "Deposit Work Basis".

9. Tripura Gas Based Power Project (TGBPP): A Gas Based Combined Cycle Project of nominal capacity 101 MW, this project is located in Monarchak, Tripura. Like the AGTP-Extension, this project was approved with a debt-equity ratio of 70:30 with the equity to be fully funded by NEEPCO from its internal accruals while the debt was financed from the proceeds of the USD 100 million ECB from SBI, Singapore as well as PSU Bonds raised from time to time. A fuel supply agreement (FSA) for this project was signed with ONGC on 5th June, 2008. A PPA was signed on 19th March, 2008 with the State Govt. of Tripura which is the sole beneficiary of this project. The project was successfully synchronized on 11th March, 2015 and was fully loaded upto 66 MW on 30th March, 2015.

10. 50 MW Solar Power Project, Madhya Pradesh (Joint Venture): The project has been developed by WAANEEP Solar Private Limited as a Joint Venture between WAAREE Energies Ltd. and NEEPCO. The Project was commissioned on 15-June-2015. Generation from the Plant for the year 2015-16 was 69.8019 MU.

C. BRIEF NOTE ON THE ON-GOING PROJECTS OF THE CORPORATION:

a. ON-GOING POWER PROJECTS

NEEPCO is presently constructing five more projects which will add another 922 MW to its Installed capacity. All the on-going projects have been allotted to NEEPCO by the Government of India in agreement with the respective State Governments. A summary of these projects is as follows:

Sl.	Name of the Project	Installed Capacity	State	Estimated Cost (₹ *in crore*)
(i)	Kameng Hydro Electric Project	600 MW	Arunachal Pradesh	6179.96
(ii)	Pare Hydro Electric Project	110 MW	Arunachal Pradesh	1487.50
(iii)	Tuirial Hydro Electric Project	60 MW	Mizoram	1441.52
	Total	**770 MW**		

(i) Kameng Hydro Electric Project (600 MW):

A run-of-the-river (ROR) scheme in the West Kameng District of Arunachal Pradesh, this project comprises of 4 units of 150 MW turbine-generators each with total design energy of 3,353 MU. The project was approved for construction on 2nd December, 2004 at a cost of ₹2496.90 crore including IDC of ₹249.09 crore at March, 2004 price levels and is presently in advanced stages of construction. PPAs have been signed with the Governments of Assam and Arunachal Pradesh for 300 MW each.

The approved funding pattern of this project is with a debt-equity ratio of 70:30 and the equity to be fully funded by the Govt. of India. The debt component is presently being funded by a loan from PFC. A revised cost estimate (RCE) of ₹6476.34 crore has been submitted to the Ministry of Power and is presently awaiting approval. The expected date of commissioning is June, 2016. The tariff is ₹4.16/kwh for the first year and ₹3.97/kwh as levellized tariff based on the RCE.

The Ministry of Power has allocated the energy from this project to the NE Region (50%), the Western Region (25%) and the Northern Region (25%).

The source-wise expenditure (provisional) for this project as on 31st December, 2016 is as follows:

Sources of funds	Expenditure in ₹ crore
Equity from Govt. of India	775.70
PSU Bonds	3438.63
Internal Resources	945.60
Total	**5159.93**

(ii) Pare Hydro Electric Project (110 MW):

A concrete gravity dam scheme on the Dikrong river in the Papumpare District of Arunachal Pradesh, the project is comprised of 2 units of 55 MW turbine-generators with a total design energy of 506.42 MU. The project was approved for construction on 4th December, 2008 at a cost of ₹573.99 crore including IDC of ₹67.66 crore at June, 2007 price levels and is presently in advanced stages of construction. PPAs have been signed with all the seven states of the NER for supply of power from this project.

The approved funding pattern of this project is with a debt-equity ratio of 70:30 and the equity to be fully funded by the Govt. of India. The debt component is being funded by a loan from KfW, Germany covered by the Indo-German Bilateral Development Cooperation Programme under an agreement signed between the Government of India and the Government of the Federal Republic of Germany on 21st May, 2008.

A revised cost estimate (RCE) of ₹1487.50 crore including IDC of ₹141.52 crore has been submitted to the Ministry of Power and is presently awaiting approval.

The source-wise expenditure (provisional) for this project as on 31st December, 2016 is as follows:

Sources of funds	Expenditure in ₹ Crore
Equity from Govt. of India	172.20
KfW Loan	582.20
Bonds	300.00
Internal Resources	272.03
Total	**1326.43**

(iii) Tuirial Hydro Electric Project (60 MW):

A medium head storage scheme in the Aizawl District of Mizoram, the project comprises 2 units of 30 MW turbine-generators with total design energy of 250.63 MU. CCEA clearance was obtained on 7th July, 1998. After the award of major packages, work on the project began from 2001 as per the drawn up plan. However, the project work came to total stop w.e.f. 9th June, 2004 on account of agitation launched by Tuirial Crop Compensation Claimant Association claiming payment of crop compensation for the standing crops in the riverine reserve forest. As on June, 2004 prior to stoppage of work, 30% of the project work and 95% of Design & Engineering work had been completed.

In order to revive the project, various efforts were made by the Ministry of Power, NEEPCO and the Govt. of Mizoram. Subsequently, a PIB recommendation for revival of the project at a RCE of ₹913.63 crore at March, 2010 PL was placed before the CCEA for investment decision. The CCEA clearance was issued on 14th January, 2011 with approval for a debt-equity ratio of 85:15, commissioning schedule of December, 2015 and the following funding pattern:

Source of funds	Amount in ₹ crore
1. Equity from Govt. of India	137.04
2. Subordinate Loan from Govt. of India	291.96
3. Grant from NLCPR of DoNER	300.00
4. Loan from domestic FI/PFC	184.63
Total	**913.63**

The rate of interest on the Subordinate Loan is 1% p.a. to be paid w.e.f. the date of commercial operation and loan repayments will start from the 16th year from commissioning up to the 30th year. Presently, a RCE is under preparation by NEEPCO and will be submitted to the MoP for necessary approval.

The source-wise expenditure (provisional) for this project as on 31st December, 2016 is as follows:

Sources of funds	Expenditure in ₹ Crore
1. Equity from Govt. of India	137.04
2. Subordinate Loan from Govt. of India	291.96
3. Grant from NLCPR of DoNER	300.00
4. Bonds	184.63
5. Internal Resources	212.62
Total	**1126.25**

b. RENEWABLE ENERGY INITIATIVES:

The Corporation has ventured into the Renewable Energy Sector in the form of Solar and Wind Energy Projects and has also committed to the Ministry of New & Renewable Energy (Green Energy Commitment) to implement projects up to 2500 MW. The projects that have been proposed are as under:

Sl.	Project
1.	Grid Interactive Solar Power Project (2 MW), Lanka, Assam.
2.	Grid Interactive Wind Power Project (3 MW) at Kopili HEP, Assam.
3.	1000 MW Grid Connected Solar Projects in India MoU has been signed between NEEPCO and SECI on 19th June, 2015 for implementation of 1000 MW Grid Connected Solar Projects in India.
4.	500 MW Solar Project in the Solar Park at Bhadla, Rajasthan MoA was signed between NEEPCO and M/s SURYA URJA Company of Rajasthan Limited on 4th August, 2015 for setting up of 500 MW Solar Project in the Solar Park
5.	500 MW Solar PV Project in Tamil Nadu Memorandum of Understanding (MoU) was signed between NEEPCO and Tamil Nadu Generation and Distribution Corporation (TANGEDCO) on 10th September, 2015 for setting up of 500 MW Solar PV Project in the next 5 years.

c. S&I SCHEMES: (Ownership Basis):

Sl.	Project	Status
		HYDRO
	Projects in Meghalaya	
1.	Mawphu H.E. Project, Stage-II (75 MW), Meghalaya	▪ Forest Clearance (Stage I) for diversion of forest land submitted to the DFO, East Khasi Hills District, Govt. of Meghalaya on 28.04.2014. ▪ Draft EIA/EMP reports have been commented upon by MoEF and final reports shall be prepared incorporating the observations and approved project features. ▪ 2nd consultation meeting was held on 22nd March, 2016. Preparation of revised DPR is in advanced stage.
2.	Killing Hydro Electric Project (50 MW), Assam/ Meghalaya	▪ Pre-Feasibility Report (PFR) has been prepared. ▪ Clearance on Terms of Reference (TOR) for EIA/EMP Studies obtained from MoEF on 30.12.2014. ▪ MoP vide letter dated 17th August, 2015 conveyed the decision of MoWR, that the Brahmaputra Board shall continue with the balance works and the DPR of the Project and hand over to NEEPCO on completion for execution.
	Projects in Mizoram	
1.	Tuivai HEP (210 MW), Mizoram.	▪ MOA was signed with Govt. of Mizoram on 10.02.2015 for execution of the project. ▪ Different project alternatives are being explored to optimize the cost and tariff of the project along with financial restructuring for arriving at required quantum of grant.

PROJECTS IN THE PIPELINE: (Ownership Basis):

Sl.	Project	Status
		HYDRO
1.	Selim HEP (170 MW), Meghalaya	▪ NEEPCO submitted application in Dec., 2014 along with requisite fee for allotment of the Selim H.E. Project in the prescribed format to the Government of Meghalaya. ▪ The matter is being pursued with the State Government for an early decision in favour of NEEPCO.
		THERMAL
1.	Garo Hills Thermal Power Project (500 MW), Meghalaya	▪ MOA with the Govt. of Meghalaya signed on 17th March, 2011. ▪ Coal linkage is yet to be established".

e. DEEN DAYAL UPADHYAYA GRAM JYOTI YOJANA (DDUGJY):

NEEPCO is implementing Rural Electricity Infrastructure including Household electrification scheme under the 12th Plan of Deen Dayal Upadhyaya Gram Jyoti Yojana (erstwhile RGGVY) in two Districts of the State of Tripura, viz. South Tripura and Sepahijala. The cost of the projects are ₹46.87 crore and ₹40.84 crore respectively with scheduled completion in September 2016. Works in both the districts are progressing satisfactorily and around 55% works have been completed till

f. JOINT VENTURE PROJECTS

With a view to enhance generation capacity, NEEPCO has formed Joint Ventures with other CPSUs, State Utilities and Private Developers to undertake various projects. The projects taken up through the JV route and their status are given below:

Sl.	Project	Status
		HYDRO
1.	Dibbin HEP (120 MW), Arunachal Pradesh.	▪ KSK Dibbin Hydro Power Private Limited (JV between KSK Energy Ventures and NEEPCO) has submitted the Revised Hydrology to CWC for approval which is awaited. ▪ Techno Economic Clearance obtained from Central Electricity Authority in Dec 2009. ▪ Deputy Commissioner, Bomdila passed the award for acquisition of land in ▪ May 2011. ▪ Environment Clearance accorded by the Ministry of Environment & Forests in July 2012. ▪ Application has been forwarded on 25-04-2015 to initiate process for compliance of Forest Rights Act. ▪ For diversion of forest land, Stage I Forest Clearance accorded by Ministry of ▪ Environment & Forests in Feb 2012. ▪ Application has been forwarded in May 2015 for Stage II Forest Clearance. ▪ Payment to MoEF towards Compensatory Afforestation, NPV etc. related to diversion of forest land for the project amounting to `3.99 Crore has been effected on 22.4.2015. ▪ Meanwhile, M/S KSK Energy Ventures expressed its interest to divest its equity to NEEPCO for total taking over of the project by NEEPCO, which is under examination.
2.	Siang Upper (Stage-II) HE Project (3750 MW) & Siang Upper Stage-I HEP (6000 MW), Arunachal Pradesh.	▪ As per GoI decision, both these projects were to be developed in Joint Venture mode between NEEPCO and NHPC for which formation of JV Company is in process. ▪ The Siang Upper (Stage-II) HEP was under survey & investigation by NEEPCO (MoA signed with State Govt. on 28.05.2013) which was stopped due to vehement local protest. ▪ Subsequently, the project works were put on hold as per the communication of MoP, GoI till a final decision is taken regarding development of the projects in single stage or two stages..
3.	Tipaimukh HE Project (1500MW), Manipur.	▪ MoP conveyed on 10.12.2012 its decision to induct NEEPCO as a partner in the aforesaid JV in lieu of SJVNL. ▪ Finalization of the Draft Promoters' Agreement is in process between NEEPCO & NHPC. ▪ Meanwhile, MoEF denied approval to the forest diversion proposal in Manipur and Mizoram and further recommended to explore the feasibility with smaller dams involving smaller forest area. ▪ As per the aforesaid recommendation and subsequent request of MoP and NEEPCO, NHPC is exploring for revision of the project to involve lesser forest area. ▪ MoP vide letter dated 20.08.2014 has communicated its decision for not pursuing the Forest Clearance further at this stage and requested the State Governments of Manipur and Mizoram to intimate their views/ comments on the matter, which is awaited.
4.	Kurung HEP (330 MW), Arunachal Pradesh	▪ MOA signed with the Govt. of Arunachal Pradesh on 27th January, 2015 for development of the Project in joint venture with the State Govt. ▪ NEEPCO prepared the PFR afresh. ▪ TOR meeting held on 09.02.16 at New Delhi and MOEF & CC accorded clearance. Formal order awaited. ▪ Preparation of DPR and EIA/EMP are in process. ▪ Manpower posted at site..

		THERMAL
5.	Margherita Coal Based Thermal Project (1320 MW)	▪ Draft MOU to be signed between NEEPCO and APGCL with 51% and 49% share of equity respectively has been approved by the BOD and sent to MoP, GoI for in principle approval which is awaited.
		OTHERS
6.	JV between NEEPCO and Govt. of Tripura.	▪ MOU was signed between Govt. of Tripura and NEEPCO on 12.12.2014 for formation of a Power Generation Company (GENCO) in JV between Govt. of Tripura and NEEPCO. ▪ Draft SHA for the GENCO with NEEPCO equity at 10% is under finalisation jointly with Govt. of Tripura. ▪ Preparation of DPR for conversion of Rokhia & Baramura Thermal Projects to Combined Cycle projects is in final stage of completion. ▪ DPR for R & M of Gumti HEP prepared.

D. CORPORATE STRUCTURE OF THE NEEPCO LTD.

OFFICES

NEEPCO's registered office is in the picturesque hill city of Shillong. It also has liaison offices in New Delhi, Kolkata, Guwahati and Itanagar.

ORGANISATIONAL CHART OF NEEPCO

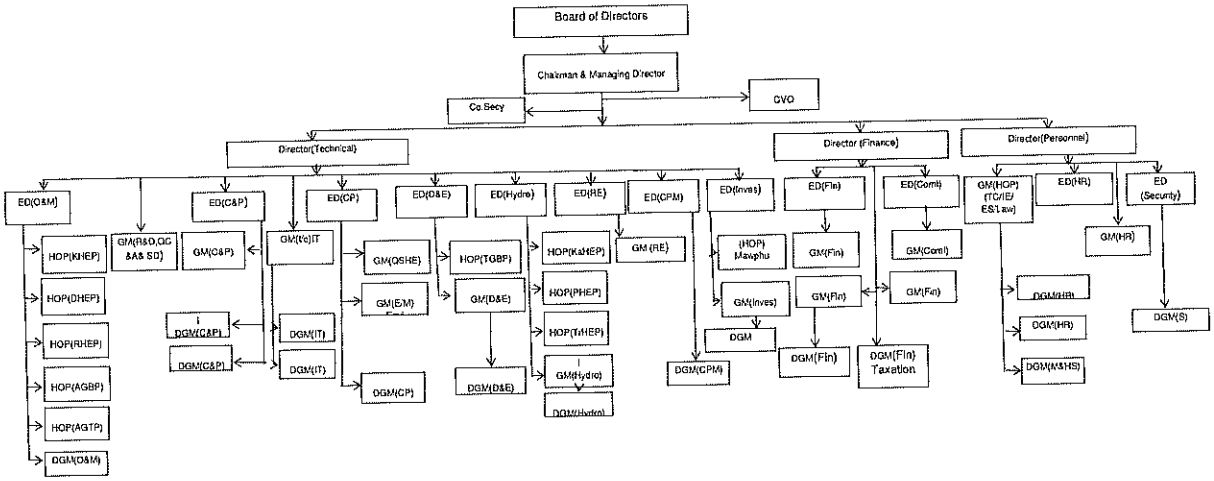

E. KEY OPERATIONAL AND FINANCIAL PARAMETERS FOR THE LAST 3 AUDITED YEARS

₹ in crore

Parameters	2015-16	2014-15	2013-14
Net Worth	5988.28	5594.47	5279.72
Total Debt	5552.39	4789.22	3120.77
of which			
Non current Maturities of Long Term Borrowing	5444.32	4525.42	2899.38
Current Maturities of Long Term Borrowing	108.07	103.80	111.39
Short Term Borrowing	-	160.00	110.00
Net Fixed Assets	10267.43	8920.39	7425.40
Non Current Assets	10656.05	9203.08	7721.42
Cash and Cash Equivalents	447.95	727.11	297.56
Current Investment	-	95.49	95.49
Current Liabilities	950.09	955.29	889.28
Net Sales	1608.41	1530.51	1279.75
EBITDA	580.65	570.06	422.73
EBIT	429.14	423.68	290.71
Interest	16.34	3.41	2.71
PAT	372.55	318.54	231.52
Dividend amounts	111.76	95.56	69.46
Current Ratio	1.92	2.08	1.69
Gross Debt/Equity Ratio	1.61	1.35	0.89
Debt Servicing Coverage Ratio	1.47	1.77	1.33

F. GROSS DEBT : EQUITY RATIO PRIOR TO AND AFTER THE ISSUE OF THIS SECURITY:

Prior to the Issue	After the issue
1.61	**1.69**

V. A BRIEF HISTORY OF THE ISSUER SINCE ITS INCORPORATION GIVING DETAILS OF ITS ACTIVITIES

The North Eastern Electric Power Corporation Ltd. (NEEPCO Ltd.) was incorporated on 2nd April, 1976 under the Companies Act, 1956 with an Authorised Capital of ₹75 crore. NEEPCO is a Schedule "A" Government of India Enterprise under the Ministry of Power. Its primary goal is the integrated and efficient development of the Power Sector in the Region by planning, investigating and preparing preliminary feasibility and definite project reports followed by the actual construction, operation and maintenance of power stations and projects.

A. DETAILS OF SHARE CAPITAL AS ON LAST QUARTER END (31.12.2016)

NEEPCO is a fully owned Government of India Enterprise and its entire share capital is held by the Central Government. Presently, its authorized share capital is ₹5000 crore and its paid-up share capital is ₹3452.81 crore.

The investment by the Government of India in the Corporation has steadily risen since its incorporation with the infusion of additional Equity for every new project undertaken by the NEEPCO. Thus, the Authorized Capital of NEEPCO had to be gradually increased from the initial amount of ₹75.00 crore to the present ₹5000.00 crore.

CAPITAL STRUCTURE (as on 31.12.2016)	Amount (₹ *in lakh*)
AUTHORISED CAPITAL 5,00,00,00,000 equity shares of ₹10/- each	**500000.00**
ISSUED, SUBSCRIBED AND PAID-UP CAPITAL 345,28,10,400 equity shares of ₹10/- each	**345281.04**

B. CHANGES IN CAPITAL STRUCTURE AS ON LAST QUARTER END, FOR THE LAST FIVE YEARS

None.

C. EQUITY SHARE CAPITAL HISTORY OF THE COMPANY AS ON LAST QUARTER END, FOR THE LAST FIVE YEARS

Date of Allotment	No. of Equity Shares	Face Value ₹	Issue Price ₹	Consideration (Cash, other than cash, etc)	Cumulative	
					No. of Equity Shares	Equity Share Capital (₹ *in lakhs*)
20-05-2011	4,50,00,000	10.00	10.00	-	327,69,30,400	3276,93.04
02-03-2012	1,53,00,000	10.00	10.00	Book adjustment by Govt. of India	329,22,30,400	3292,23.04
20-11-2012	1,44,10,000	10.00	10.00	-	330,66,40,400	330664.04
05-02-2013	80,00,000	10.00	10.00	-	331,46,40,400	331464.04
05-12-2013	2,80,00,000	10.00	10.00	-	334,26,40,400	334264.04
14-05-2013	81,00,000	10.00	10.00	-	335,07,40,400	335074.04
26-03-2014	1,21,75,000	10.00	10.00	-	336,29,15,400	336291.54
14-05-2014	2,21,70,000	10.00	10.00	-	338,50,85,400	338508.54
16-07-2014	4,10,30,000	10.00	10.00	-	342,61,15,400	342611.54
27-08-2015	65,000	10.00	10.00	-	342,61,80,400	342618.04
15-02-2016	2,66,30,000	10.00	10.00	-	345,28,10,400	345281.04

Note: NEEPCO is fully owned by the President of India; hence the nature of allotment of all the above equity shares is only on fully paid-up basis on receipt of equity sanction orders from the Govt. of India from time to time.

D. DETAILS OF ANY ACQUISITION OR AMALGAMATION IN THE LAST 1 YEAR

None.

E. DETAILS OF ANY REORGANIZATION OR RECONSTRUCTION IN THE LAST 1 YEAR

None.

F. ANY FINANCIAL OR OTHER MATERIAL INTEREST OF THE DIRECTORS, PROMOTERS OR KEY MANAGERIAL PERSONNEL IN THE OFFER AND THE EFFECT OF SUCH INTEREST IN SO FAR AS IT IS DIFFERENT FROM THE INTERESTS OF OTHER PERSONS

Nil

G. DETAILS OF ANY LITIGATION OR LEGAL ACTION PENDING OR TAKEN BY ANY MINISTRY OR DEPARTMENT OF THE GOVERNMENT OR A STATUTORY AUTHORITY AGAINST ANY PROMOTER OF THE OFFEREE COMPANY DURING THE LAST THREE YEARS IMMEDIATELY PRECEDING THE YEAR OF THE CIRCULATION OF THE OFFER LETTER AND ANY DIRECTION ISSUED BY SUCH MINISTRY OR DEPARTMENT OR STATUTORY AUTHORITY UPON CONCLUSION OF SUCH LITIGATION OR LEGAL ACTION SHALL BE DISCLOSED

Nil

H. RELATED PARTY TRANSACTIONS ENTERED DURING THE LAST THREE FINANCIAL YEARS IMMEDIATELY PRECEDING THE YEAR OF CIRCULATION OF OFFER LETTER INCLUDING WITH REGARD TO LOANS MADE OR GUARANTEES GIVEN OR SECURITIES PROVIDED

Nil

I. SUMMARY OF RESERVATIONS OR QUALIFICATIONS OR ADVERSE REMARKS OF AUDITORS IN THE LAST FIVE FINANCIAL YEARS IMMEDIATELY PRECEDING THE YEAR OF CIRCULATION OF OFFER LETTER AND OF THEIR IMPACT ON THE FINANCIAL STATEMENTS AND FINANCIAL POSITION OF THE COMPANY AND THE CORRECTIVE STEPS TAKEN AND PROPOSED TO BE TAKEN BY THE COMPANY FOR EACH OF THE SAID RESERVATIONS OR QUALIFICATIONS OR ADVERSE REMARK

Nil

J. DETAILS OF ANY INQUIRY, INSPECTIONS OR INVESTIGATIONS INITIATED OR CONDUCTED UNDER THE COMPANIES ACT OR ANY PREVIOUS COMPANY LAW IN THE LAST THREE YEARS IMMEDIATELY PRECEDING THE YEAR OF CIRCULATION OF OFFER LETTER IN THE CASE OF COMPANY AND ALL OF ITS SUBSIDIARIES

Nil

K. DETAILS OF ACTS OF MATERIAL FRAUDS COMMITTED AGAINST THE COMPANY IN THE LAST THREE YEARS, IF ANY, AND IF SO, THE ACTION TAKEN BY THE COMPANY

Nil

VI. DETAILS OF THE SHAREHOLDING OF THE COMPANY AS ON LATEST QUARTER END (31.12.2016)

A. SHAREHOLDING PATTERN OF THE COMPANY AS ON 31.12.2016:

Sr. No.	Particulars	Total No. of Equity Shares	No. of shares in demat form	Total Shareholding as % of Total No. of Equity Shares
1.	100% held by Govt. of India as shown in Sl. (ii) below.	345,28,10,400	Nil	100%

B. LIST OF TOP 10 HOLDERS OF EQUITY SHARES OF THE COMPANY AS ON THE LATEST QUARTER END (31.12.2016):

Sl.	Name of the shareholder	Total no. of Shares	No. of shares in Demat form	Total Shareholding as % of Total no. of equity shares	Remarks
1	Shri A. G. West Kharkongor, Chairman & Managing Director, NEEPCO Ltd.	100	Nil		
2	Shri Satyabrata Borgohain, Director (Personnel), NEEPCO Ltd.	100	Nil		
3	Shri V. K. Singh, Director (Technical), NEEPCO Ltd.	100	Nil		
4	Shri Raj Pal, Economic Advisor Ministry of Power	100	Nil		
5	Shri Arun Kumar Verma, Joint Secretary, Ministry of Power	100	Nil		
6	Shri P. C Pankaj Former Chairman & Managing Director, NEEPCO Ltd	100	Nil		
7	**President of India**	**3,452,809,800**	**Nil**		
	Total	**3,452,810,400**			

VII. DETAILS REGARDING THE DIRECTORS OF THE COMPANY

A. DETAILS OF THE DIRECTORS OF THE COMPANY AS ON LATEST QUARTER END (31.12.2016)

Sl. No.	NAME AND DESIGNATION	DIN	AGE	ADDRESS	DIRECTOR OF THE COMPANY SINCE	OTHER DIRECTORSHIPS
FUNCTIONAL DIRECTORS :						
1	Shri A. G. West Kharkongor	03264625	57 years	Chairman & Managing Director, NEEPCO Ltd., Brookland Compound, Lower New Colony, Shillong-793003	Appointed on 29.08.2016 as Chairman & Managing Director and was earlier appointed as Director (Finance) on 19.08.2010	WAANEEP Solar Private Ltd.
2	Shri Satyabrata Borgohain	06801073	57 years	Director (Personnel) NEEPCO Ltd., Brookland Compound, Lower New Colony, Shillong-793003	01.01.2014	------
3	Shri V. K. Singh	07471291	54 years	Director (Technical) NEEPCO Ltd., Brookland Compound, Lower New Colony, Shillong-793003	01.03.2016	KSK Dibbin Hydro Power Pvt. Ltd.
GOVERNMENT OF INDIA NOMINEE:						
4	Shri Raj Pal	02491831	55 years	Economic Advisor Ministry of Power, Govt.of India Shram Shakti Bhawan, Rafi Marg, New Delhi -110 001	01.11.2013	1. Energy Efficiency Service Ltd.
NORTH EASTERN STATES' NOMINEE:						
5	Shri Vineet Joshi	07078936	48 years	Commissioner (Power), Govt. of Arunachal Pradesh, Jal Vidyut Bhawan, Itanagar 791111 Arunachal Pradesh	20.01.2017	1. Loktak Downstream H.E. Corporation Ltd. 2. Manipur State Power Distribution Company Ltd. 3. Manipur State Power Company Ltd. 4. Imphal Smart City Ltd. 5. Tourism Corporation of Manipur Ltd.
INDEPENDENT DIRECTORS:						
6	Shri Gopal Krishan Agarwal	00226120	54 years	C-62, Sector 65, Noida – 201301 Uttar Pradesh.	17.11.2015	1. Professional Data System Pvt. Ltd. 2. Gangotri Overseas Pvt. Ltd. 3. Genuine Creations Pvt. Ltd. 4. Jaladhikar Foundation

7	Dr. Amitabha De	07466659	63 years	Rajiv Gandhi Indian Institute of Management Shillong, Mayurbhanj Complex, Nongthymmai, Shillong – 793 014 Meghalaya	17.11.2015	-------
8	Shri Vijay Kumar Gupta	07353011	61 years	H.No.68, Cycle Factory Road, Opposite Bank of Baroda, Ambari - Fatasil, Guwahati – 781025, Assam	17.11.2015	------

B. DETAILS OF CHANGE IN DIRECTORS SINCE LAST THREE YEARS

Sl.	NAME	DIN	DATE OF APPOINTMENT	DATE OF CESSATION	REMARKS
1	Shri T. P. Khaund	03547418	26.04.2011	03.09.2014	
2	Shri Kaling Tayeng	07005188	11.11.2014	17.09.2015	
3	Shri Ashok Sinha	00299600	31.12.2012	30.09.2015	
4	Shri Shantikam Hazarika	00523656	06.07.2012	05.07.2015	
5	Shri Santosh Nandlal Saraf	00073618	06.07.2012	05.07.2015	
6	Shri Ardhendu Sen	00297393	06.07.2012	05.07.2015	
7	Dr.Ramesh Babulal Baheti	00008202	13.11.2013	30.09.2015	
8	Shri Utpal Moral	03434273	08.02.2011	29.02.2016	
9	Shri P. C. Pankaj	03640772	03.06.2011	30.06.2016	
10	Shri Siddhartha Bhattacharya	07411794	17.11.2015	24.01.2017	
11	Shri Gurdeep Singh	00307037	01.07.2016	29.08.2016	
12	Shri K. V. Eapen	01613015	09.10.2015	20.01.2017	

C. REMUNERATION OF DIRECTORS (DURING THE LAST THREE FINANCIAL YEARS)

Name of Director (2015-16)	Designation	Salary (₹)	Cont. to PF & Other Funds (₹)	Benefits (₹)	Total (₹)
Shri P. C. Pankaj	Chairman & Managing Director	3114524	480241	858707	4453472
Shri A.G.West Kharkongor	Director (Finance)	2992914	461490	530895	3985299
Shri Utpal Moral	Director (Technical) (retired)	2676037	411771	1703271	4791079
Shri Satyabrata Borgohain	Director (Personnel)	2657532	417102	468371	3543005
Shri V. K. Singh	Director (Technical)	230126	35681	15138	280945

Name of Director (2014-15)	Designation	Salary (₹)	Benefits (₹)	PRP (₹)	Total (₹)
Shri P. C. Pankaj	Chairman & Managing Director	2905461	1421498	706970	5033929
Shri A.G.West Kharkongor	Director (Finance)	2792077	656327	501030	3949434
Shri Utpal Moral	Director (Technical)	2750789	1469459	498398	4718646
Shri Satyabrata Borgohain	Director (Personnel)	2523783	503786	-	3027569
Shri I. P. Barooah	Ex-Director (Personnel) (retired)	-	1252792	847824	2100616

Name of Director (2013-14)	Designation	Salary (₹)	Benefits (₹)	PRP (₹)	Total (₹)
Shri P. C. Pankaj	Chairman & Managing Director	2698443	494537	391680	3584660
Shri A.G.West Kharkongor	Director (Finance)	2593269	1844828	323672	4761769
Shri Utpal Moral	Director (Technical)	2554897	1095602	241003	3891502
Shri Satyabrata Borgohain	Director (Personnel)	617100	112998	-	730098
Shri I. P. Barooah	Ex-Director (Personnel)	1976520	1448829	-	3425349

VIII. DETAILS REGARDING THE STATUTORY AUDITORS OF THE COMPANY

A. DETAILS OF THE AUDITOR OF THE COMPANY:

Name	Address	Auditors for	Auditor w.e.f.
M/s SPAN & Associates	C/o Ms. Ratna Das, Upendralaya House No-16, Bye Lane – 6 Nabin Nagar , Janapath Guwahati – 781 024	2015-16 2016-17	30th September, 2015 (scheduled date of AGM)

Being a Government Company, the statutory auditors are appointed by the Comptroller and Auditor General of India ("CAG").

B. DETAILS OF CHANGE IN AUDITORS SINCE LAST THREE YEARS:

Name	Address	Date of Appointment	Auditor of the Company since (in case of resignation)	Remarks
M/s SPAN & Associates	C/o Ms. Ratna Das, Upendralaya, House No.16, Bye Lane – 6, Nabin Nagar , Janapath, Guwahati – 781 024	30th September, 2015 (scheduled date of AGM)	Not applicable	
M/s Nundi & Associates	7C, Kiron Shankar Roy Road, Hastings Chamber, 3rd Floor, Kolkata - 700001	For 2012-13: 28th August, 2012 For 2013-14: 13th September, 2013 For 2014-15: 17th September, 2014	Not applicable	

IX. DETAILS OF BORROWINGS OF THE COMPANY AS ON 31.12.2016

A. DETAILS OF SECURED LOAN FACILITIES:

₹in crore

Lender's Name	Type of Facility	Amount Sanctioned	Principal Amount Outstanding	Repayment Date / Schedule	Security
ECB, SBI - Singapore	Long Term Loan	USD 100 million	487.89	Quarterly on 20th June, 20th Sept., 20th Dec. and 20th March	Hypothecation of assets of the Corporation

B. DETAILS OF UNSECURED LOAN FACILITIES:

₹in crore

Lender's Name	Type of Facility	Amount Sanctioned	Principal Amount Outstanding	Repayment Date / Schedule
1. Govt. of India	Subordinate Loan	290.96	291.96	Annual repayment starting from 16th year after commissioning of the Tuirial HEP until the 30th year.
2. KfW, Germany	Long Term Loan	€ 80 million	439.29	30 equal half-yearly instalments payable on 30th December and 30th June as per schedule starting 30th December, 2013

C. DETAILS OF NCDS:

₹in crore

Debenture Series	Tenure / Period of Maturity	Coupon	Amount	Date of Allotment	Redemption Date/ Schedule	Credit Rating	Secured / unsecured	Security
XIth	10 years	10.20%	40.00	15-12-2011	15-12-2021	ICRA AA	Secured	Mortgage under

XIIth	10 years	9.25%	120.00	27-06-2012	1) 27-06-2018 2) 27-06-2019 3) 27-06-2020 4) 27-06-2021 5) 27-06-2022 @ 20% of Face Value	ICRA AA	Secured	
XIIIth	10 years	9.00%	72.50	15-03-2013	1) 15-03-2019 2) 15-03-2020 3) 15-03-2021 4) 15-03-2022 5) 15-03-2023 @ 20% of Face Value	ICRA AA	Secured	
XIVth	10 years	9.60%	2500.00	01-10-2014	1) 01-10-2020 2) 01-10-2021 3) 01-10-2022 4) 01-10-2023 5) 01-10-2024 @ 20% of Face Value	ICRA AA & CARE AA	Secured	
XVth	10 years	9.15%	600.00	25-03-2015	1) 25-03-2021 2) 25-03-2022 3) 25-03-2023 4) 25-03-2024 5) 25-03-2025 @ 20% of Face Value	CARE AA	Secured	
XVIth	15 years	8.68%	900.00	30-09-2015	1) 30-09-2026; 2) 30-09-2027; 3) 30-09-2028; 4) 30-09-2029; 5) 30-09-2030; @ 20% of Face Value	ICRA AA CARE AA CRISIL AA	Secured	

D. LIST OF TOP 10 DEBENTURE HOLDERS AS ON 31.12.2016:

	Name of the Holders	Amount (₹ *in Crore*)
1	Coal Mines Provident Fund Organisation	757.30
2	Life Insurance Corporation of India	600.00
3	Food Corporation of India CPF Trust	245.80
4	CBT EPF-05-C-DM	187.10
5	Powergrid Employee Provident Fund Trust	183.20
6	CBT EPF-11-A-DM	130.00
7	State Bank of India Employees Pension Fund	128.50
8	Nuclear Power Corporation of India Ltd. Employees Provident Fund	115.50
9	Trustees GEB's C P Fund	110.60
10	Board of Trustees Hindustan Steel Ltd. Bhilai Steel Project Provident Fund	110.00
	TOTAL	2568.00

E. THE AMOUNT OF CORPORATE GUARANTEE ISSUED BY THE ISSUER ALONG WITH NAME OF THE COUNTERPARTY (LIKE NAME OF THE SUBSIDIARY, JV ENTITY, GROUP COMPANY, ETC) ON BEHALF OF WHOM IT HAS BEEN ISSUED.

None.

F. DETAILS OF COMMERCIAL PAPER:

None.

G. DETAILS OF REST OF THE BORROWING (IF ANY INCLUDING HYBRID DEBT LIKE FCCB, OPTIONALLY CONVERTIBLE DEBENTURES / PREFERENCE SHARES).

None.

H. DETAILS OF ALL DEFAULT/S AND/OR DELAY IN PAYMENTS OF INTEREST AND PRINCIPAL OF ANY KIND OF TERM LOANS, DEBT SECURITIES AND OTHER FINANCIAL INDEBTEDNESS INCLUDING CORPORATE GUARANTEE ISSUED BY THE COMPANY, IN THE PAST 5 YEARS.

None.

I. DETAILS OF ANY OUTSTANDING BORROWINGS TAKEN/ DEBT SECURITIES ISSUED WHERE TAKEN / ISSUED (I) FOR CONSIDERATION OTHER THAN CASH, WHETHER IN WHOLE OR PART, (II) AT A PREMIUM OR DISCOUNT, OR (III) IN PURSUANCE OF AN OPTION.

None.

J. MANAGEMENT'S PERCEPTION OF RISK FACTORS:

Prospective investors should carefully consider all the information in this Private Placement Offer Letter, including the risks and uncertainties described below, before making an investment in the Bonds. The risks and uncertainties described in this section are not the only risks that we currently face. Additional risks and uncertainties not known to us or that we currently believe to be immaterial may also have an adverse effect on our business prospects, results of operations and financial condition. If any of the following or any other risks actually occur, our business prospects, results of operations and financial condition could be adversely affected and the price of, and the value of your investment in the Bonds could decline and you may lose all or part of your redemption amounts and/ or interest amounts.

(i) RISKS RELATING TO OUR BUSINESS AND INDUSTRY

1. With the power sector industry becoming increasingly competitive, the Corporation's growth will depend largely on its ability to minimize costs and maximize revenues.
2. Our revenues are largely dependent on the ability of our power stations to perform at optimal levels. The performance of our hydro stations at optimum levels depends upon the water levels of the rivers and reservoirs which in turn depend upon rainfall conditions. A decline in rainfall levels may results in lower levels of generation by the hydro stations which would in turn result in lower revenues for the Corporation.
3. Significant shortages in the supply of natural gas could adversely affect our thermal stations which would adversely affect our financial condition and results of operations
4. Power sector CPSUs are required to adhere to certain norms as approved by the Government of India through the Ministry of Power and other authorities as well as the Central Electricity Regulatory Commission (CERC). Changes in the regulatory regime by the CERC with respect to tariff regulations may adversely affect our financial condition and results of operations. The Corporation may also be vulnerable to the introduction of rules, regulations and norms of operation by the Government of India from time to time.
5. The Corporation enjoys certain tax benefits which may be withdrawn thereby adversely affecting our business, financial condition and results of operations.
6. We have borrowed in foreign currency and are likely to continue to do so in the future which exposes us to fluctuations in foreign exchange rates thereby adversely affecting our financial condition and results of operations.
7. The construction, maintenance and operation of power projects carry certain risks which to the extent they materialize could adversely affect our business and financial performance
8. Negative trends in the Indian power sector or the Indian economy could adversely affect our business and financial performance.
9. As the Corporation uses IT in many of its work processes there are possible risks of IT frauds.

(ii) RISKS RELATING TO THE INDIAN ECONOMY

10. A slowdown in the economic growth in India could adversely impact our business.
11. The growth of the power sector in India is dependent on the continued growth of the Indian economy and regulatory developments in India. Any adverse change in policy implementation / industry demand may adversely affect us.
12. Our ability to raise foreign currency borrowings may be constrained by regulatory, statutory and legal conditions in the country.
13. Any downgrading of India's sovereign rating by a credit rating agency could have a negative impact on our business

(iii) RISKS RELATING TO THE BONDS

14. There is no guarantee that the Bonds issued pursuant to this Issue will be listed on BSE in a timely manner.
15. Any downgrading in credit rating of our Bonds may affect the trading price of our Bonds and our ability to raise funds.
16. Payments made on the Bonds will be subordinated to certain tax and other liabilities preferred by law.

X. DETAILS OF PROMOTERS OF THE COMPANY

None. (*NEEPCO Ltd. fully owned by the Government of India*)

XI. ABRIDGED VERSION OF AUDITED CONSOLIDATED (WHEREVER AVAILABLE) AND STANDALONE FINANCIAL INFORMATION (LIKE PROFIT & LOSS STATEMENT, BALANCE SHEET AND CASH FLOW STATEMENT) FOR AT LEAST LAST THREE YEARS AND AUDITOR QUALIFICATIONS , IF ANY

₹ in lakh

	BALANCE SHEET	As at 31st March, 2016	As at 31st March, 2015	As at 31st March, 2014
	I. EQUITY AND LIABILITIES			
1)	**Shareholders' funds**			
	(a) Share Capital	345281.04	342611.54	336291.54
	(b) Reserve and Surplus	253560.83	216849.27	189476.29
2)	**Share application money pending allotment**	0.00	0.00	2217.00
3)	**Non-Current liabilities**			
	a) Long-term borrowings	544432.10	452541.99	289938.13
	b) Deferred Tax liabilities	0.00	52181.92	52731.10
	Less : Deferred Tax Recoverable	0.00	50625.62	52716.31
	Deferred Tax (Net)	0.00	1556.30	17.79
	c) Other Long term Liabilities	186.11	206.85	227.59
	d) Long Term Provisions :	9959.47	9582.18	14983.15
4)	**Current liabilities**			
	a) Short term borrowings	0.00	16000.00	11000.00
	b) Trade Payables	7106.01	7909.68	9195.24
	c) Short term Provisions :	37270.94	51178.64	49030.11
	d) Other Current Liabilities	50632.38	20440.81	19702.85
	TOTAL	**1248428.88**	**1118877.26**	**922076.69**
	II ASSETS			
	Non-Currents Assets			
1)	(a) Fixed Assets			
	(i) Tangible assets	316565.63	220968.86	219947.89
	(ii) Intangible assets	4541.83	6.72	12.90
	(iii) Capital work-in-progress	705635.24	671062.96	522579.25
	(b) Non-Current investments	13235.87	6030.00	10149.06
	(c) Long-term loans and advances	25475.05	22109.87	18694.13
	(d) Other non-current assets	151.34	129.42	758.51
2)	**Current assets**			
	(a) Current investments	0.00	9549.06	9549.06
	(b) Inventories	14579.78	20716.52	17817.08
	(c) Trade Receivables	102586.97	76853.69	79190.08
	(d) Cash and cash equivalents	44795.16	72711.27	29755.80
	(e) Short-term loans and Advances	2647.74	4570.44	3775.52
	(f) Other current assets (Provisions)	18214.27	14168.45	9847.41
	TOTAL	**1248428.88**	**1118877.26**	**922076.69**

₹ in lakh

	STATEMENT OF PROFIT & LOSS	For the year ended 31st March, 2016	For the year ended 31st March, 2015	For the year ended 31st March, 2014
I.	Revenue from operations	160841.22	153051.04	127974.79
II.	Other income	13524.83	2789.93	13796.95
III.	**Total Revenue (I+II)**	**174366.05**	**155840.97**	**141771.74**
IV.	Expenses:			
	Cost of materials consumed	62955.03	58055.47	53012.31

	Employee benefits expense	15916.87	16113.19	14976.72
	Finance Costs	1633.82	340.57	271.06
	Depreciation	11882.84	14637.81	13202.14
	Generation & Administration Expense	23831.89	25844.35	28111.08
	Other expenses	13334.11	1872.18	2057.37
	Prior Period Adjustment	263.21	(3049.76)	1340.62
	Total Expenses	**129817.77**	**113813.81**	**112971.30**
V.	**Profit before tax (III-IV)**	**44548.28**	**42027.16**	**28800.44**
VI.	Tax expense:			
	(1) Current tax	12173.36	14073.78	9565.96
	Less: MAT Credit Adjustment	382.57	5450.65	3978.48
	Net current Tax	11790.79	8623.13	5587.48
	(2) Deferred Tax liability	(5856.80)	(549.18)	14.79
	Less : Deferred Tax Recoverable	(1359.63)	(2090.69)	0.00
		(4497.17)	1541.51	14.79
	(3) Interest on Income Tax	0.00	8.87	46.00
VII.	**Profit for the period (V-VI)**	**37254.66**	**31853.65**	**23152.17**
VIII.	Earnings per equity Share:			
	(1) Basic	**1.09**	**0.94**	**0.70**
	(2) Diluted	**1.09**	**0.94**	**0.70**

₹ in lakh

CASHFLOW	2015-16	2014-15	2013-14
Cash Flow from operating activities	54282.72	56266.19	41141.59
Working Capital adjustment	(13148.90)	1099.92	(4340.01)
Income Tax Paid	(12643.48)	(7960.68)	(6226.48)
Cash flow from Investing activities	(107553.46)	(144111.10)	(147570.63)
Cash flow from financing activities	37998.11	138761.06	106645.76
Net increase (decrease) in cash and cash equivalents	(27916.11)	42955.47	(10349.77)
Closing Cash and cash equivalents	44795.16	72711.27	29755.80

Bond Cash Flows (per Bond):

Interest Due Dates	Day of the week	Interest Payment Dates	Day of the week	No. of days in Coupon Period	Days in the year	Interest Amount (In Rs.)	Principal Amount (in Rs.)
Deemed Date of Allotment:			**27-03-2017**				
27-May-2017	Saturday	29-May-2017	Monday	61	365	13,036	
27-Nov-2017	Monday	27-Nov-2017	Monday	184	365	39,321	
27-May-2018	Sunday	28-May-2018	Monday	181	365	38,679	
27-Nov-2018	Tuesday	27-Nov-2018	Tuesday	184	365	39,321	
27-May-2019	Monday	27-May-2019	Monday	181	365	38,679	
27-Nov-2019	Wednesday	27-Nov-2019	Wednesday	184	366	39,213	
27-May-2020	Wednesday	27-May-2020	Wednesday	182	366	38,787	1,000,000
TOTAL						**247,036**	**1,000,000**

Record date for redemption	
11-May-2020	Wednesday

XII. ABRIDGED VERSION OF LATEST AUDITED / LIMITED REVIEW HALF YEARLY CONSOLIDATED (WHEREVER AVAILABLE) AND STANDALONE FINANCIAL INFORMATION (LIKE PROFIT & LOSS STATEMENT AND BALANCE SHEET) AND AUDITORS QUALIFICATIONS, IF ANY

Nil.

XIII. ANY MATERIAL EVENT/ DEVELOPMENT OR CHANGE AT THE TIME OF ISSUE OR SUBSEQUENT TO THE ISSUE WHICH MAY AFFECT THE ISSUE OR THE INVESTOR'S DECISION TO INVEST/ CONTINUE TO INVEST IN THE DEBT SECURITIES

Nil.

XIV. THE NAMES OF THE DEBENTURE TRUSTEE(S) SHALL BE MENTIONED WITH STATEMENT TO THE EFFECT THAT DEBENTURE TRUSTEE(S) HAS GIVEN HIS CONSENT TO THE ISSUER FOR HIS APPOINTMENT UNDER REGULATION 4(4) AND IN ALL THE SUBSEQUENT PERIODICAL COMMUNICATIONS SENT TO THE HOLDERS OF DEBT SECURITIES.

In accordance with the provisions of (i) Securities and Exchange Board of India (Issue and Listing of Debt Securities) Regulations, 2008 issued vide circular no. LAD-NRO/GN/2008/13/127878 dated June 06, 2008, as amended, (ii) Securities and Exchange Board of India (Issue and Listing of Debt Securities) (Amendment) Regulations, 2012 issued vide circular no. LAD-NRO/GN/2012-13/19/5392 dated October 12, 2012, as amended, (iii) the Companies Act, 2013 and (iv) Securities and Exchange Board of India (Debenture Trustees) Regulations, 1993, the Issuer has appointed SBICAP Trustee Company Ltd. to act as Trustees ("Trustees") for and on behalf of the holder(s) of the Bonds. The address and contact details of the Trustees are as under:

SBICAP Trustee Company Ltd.
Apeejay House, 6th Floor, 3 Dinshaw Waccha Road, Churchgate, Mumbai 400 020
Tel.:- 022 4302 5555; Fax: 022-22040465
Email:- corporate@sbicaptrustee.com

A copy of the letter from SBICAP Trustee Company Ltd. conveying their consent to act as Trustee for the current issue of Bonds is enclosed elsewhere in this Disclosure Document.

NEEPCO and the Trustees shall enter into a Trustee Agreement specifying, inter alia, the powers, authorities and obligations of the Trustees and NEEPCO. By applying for the Bonds, the Bondholders shall without further action or deed, be deemed to have irrevocably given their consent to and authorised the Trustees or any of their agents or authorized officials to do, inter alia, all acts, deeds, matters and things in respect of or relating to the security to be created for securing the Bonds being offered in terms of this Document including the right to substitute or release any property charged in their favour and/or to create a charge on additional properties in their favour including the right of the Trustees to release, and/or substitute relevant title deeds in respect thereof. All the rights and remedies of the Bondholders shall vest in and shall be exercised by the Trustees without reference to the Bondholders. Any payment made by NEEPCO to the Trustees on behalf of the Bondholders shall discharge NEEPCO any liability to the Bondholders. No Bondholder shall be entitled to proceed directly against NEEPCO unless the Trustees, having become so bound to proceed, fail to do so.

XV. THE DETAILED RATING RATIONALE (S) ADOPTED (NOT OLDER THAN ONE YEAR ON THE DATE OF OPENING OF THE ISSUE)/ CREDIT RATING LETTER ISSUED (NOT OLDER THAN ONE MONTH ON THE DATE OF OPENING OF THE ISSUE) BY THE RATING AGENCIES SHALL BE DISCLOSED

The company has obtained a rating of **ICRA "AA"; Stable and CARE "AA"; Stable** for the proposed Bond Issue vide letters dated **15th March, 2017** and **23rd February, 2017** respectively. Instruments with this rating are considered to have very low credit risk.

The above ratings are not recommendations to buy, sell or hold securities and investors should take their own decision. The rating may be subject to revision or withdrawal at any time by the assigning rating agencies and should be evaluated independently of any other rating. The rating obtained is subject to revision at any point of time in the future. The rating agencies have the right to suspend, withdraw the rating at any time on the basis of new information etc.

XVI. IF THE SECURITY IS BACKED BY A GUARANTEE OR LETTER OF COMFORT OR ANY OTHER DOCUMENT / LETTER WITH SIMILAR INTENT, A COPY OF THE SAME SHALL BE DISCLOSED. IN CASE SUCH DOCUMENT DOES NOT CONTAIN DETAILED PAYMENT STRUCTURE (PROCEDURE OF INVOCATION OF GUARANTEE AND RECEIPT OF PAYMENT BY THE INVESTOR ALONG WITH TIMELINES); THE SAME SHALL BE DISCLOSED IN THE OFFER DOCUMENT.

Nil.

XVII. COPY OF CONSENT LETTER FROM THE DEBENTURE TRUSTEE "SBICAP TRUSTEE COMPANY LTD." DATED 22nd MARCH, 2017 CONVEYING THEIR CONSENT TO ACT AS TRUSTEE FOR THE CURRENT ISSUE OF BONDS IS ENCLOSED ELSEWHERE IN THIS DISCLOSURE DOCUMENT.

XVIII. NAMES OF ALL THE RECOGNISED STOCK EXCHANGES WHERE THE DEBT SECURITIES ARE PROPOSED TO BE LISTED CLEARLY INDICATING THE DESIGNATED STOCK EXCHANGE.

The Secured Non-Convertible Redeemable Bonds in the nature of Debentures) are proposed to be listed on the Wholesale Debt Market (WDM) Segment of the **Bombay Stock Exchange of India Ltd. ("BSE").** The Company has obtained an in-principle approval from the BSE for listing of said Bonds on its Wholesale Debt Market (WDM) Segment. The Company shall make an application to the BSE to list the Bonds to be issued and allotted under this Disclosure Document and complete all the formalities relating to listing of the Bonds **within 15 days from the deemed date of allotment of the bonds**. If such permission is not granted **within 20 days** from the from the deemed date of allotment of the bonds or where such permission is refused before the expiry of the 20 days from the closure of the Issue, the Company shall forthwith repay without interest, all monies received from the applicants in pursuance of the Disclosure Document, and if such money is not repaid within the stipulated time after the Company becomes liable to repay it (i.e. from the date of refusal or 20 days from the date of closing of the subscription list, whichever is earlier), then the Company and every director of the Company who is an officer in default shall be jointly and severally liable to repay the money, with interest at the rate of 15 per cent per annum on application money, or as prescribed by the relevant rules and regulations.

In connection with listing of Bonds with BSE, the Company hereby undertakes that:

(a) It shall comply with conditions of listing of Bonds as may be specified in the Listing Agreement with BSE.
(b) Ratings obtained by the Company shall be periodically reviewed by the credit rating agencies and any revision in the rating shall be promptly disclosed by the Company to BSE.
(c) Any change in rating shall be promptly disseminated to the holder(s) of the Bonds in such manner as BSE may determine from time to time.
(d) The Company, the Trustees and BSE shall disseminate all information and reports on Bonds including compliance reports filed by the Company and the Trustees regarding the Bonds to the holder(s) of Bonds and the general public by placing them on their websites.
(e) Trustees shall disclose the information to the holder(s) of the Bonds and the general public by issuing a press release in any of the following events:
  (i) default by the Company to pay interest on Bonds or redemption amount;
  (ii) revision of rating assigned to the Bonds;
(f) The information referred to in para (e) above shall also be placed on the websites of the Trustees, Company & BSE.

XIX. OTHER DETAILS:

A. DRR CREATION - RELEVANT REGULATIONS AND APPLICABILITY

The Company shall create a Bond/Debenture Redemption Reserve in accordance with Section 18(7)(b) of the Companies (Share Capital & Debentures) Rules, 2014.

B. ISSUE/INSTRUMENT SPECIFIC REGULATIONS - RELEVANT DETAILS (COMPANIES ACT, RBI GUIDELINES, ETC)

1. Securities and Exchange Board of India (Issue and Listing of Debt Securities) Regulations, 2008 issued vide circular no. LAD-NRO/GN/2008/13/127878 dated June 06, 2008, as amended and Securities and Exchange Board of India (Issue and Listing of Debt Securities) (Amendment) Regulations, 2012 issued vide circular no. LAD-NRO/GN/2012-13/19/5392 dated October 12, 2012).

2. The Companies Act, 2013.

C. APPLICATION PROCESS:

PROCEDURE FOR APPLYING FOR DEMAT FACILITY

1. The applicant must have at least one beneficiary account with any of the Depository Participants (DPs) of NSDL or CDSL prior to making the application.
2. The applicant must necessarily fill in the details (including the beneficiary account number and Depository Participant's ID) appearing in the Application Form under the heading 'Details for Issue of Bonds in Electronic/ Dematerialised Form'.
3. Bonds allotted to an applicant will be credited directly to the applicant's respective Beneficiary Account(s) with the DP.
4. For subscribing the bonds, names in the application form should be identical to those appearing in the account details in the depository. In case of joint holders, the names should necessarily be in the same sequence as they appear in the account details in the depository.
5. Non-transferable allotment advice/refund orders will be directly sent to the applicant by the Registrars to the Issue.
6. If incomplete/incorrect details are given under the heading 'Details for Issue of Bonds in Electronic/ Dematerialised Form' in the application form, it will be deemed to be an incomplete application and the same may be held liable for rejection at the sole discretion of the Company.
7. For allotment of Bonds, the address, nomination details and other details of the applicant as registered with DP shall be used for all correspondence with the applicant. The Applicant is therefore responsible for the correctness of its demographic details given in the application form vis-à-vis those with their DP. In case the information is incorrect or insufficient, the Issuer would not be liable for losses, if any.
8. It may be noted that Bonds being issued in electronic form, the same can be traded only on the Stock Exchanges having electronic connectivity with NSDL or CDSL. Bombay Stock Exchange Limited., where the Bonds of the Company are proposed to be listed has connectivity with NSDL and CDSL.
9. Interest or other benefits would be paid to those Bondholders whose names appear on the list of beneficial owners given by the Depositories to the Company as on Record Date/ Book Closure Date. In case of those Bonds for which the beneficial owner is not identified by the Depository as on the Record Date/ Book Closure Date, the Company would keep in abeyance the payment of interest or other benefits, till such time that the beneficial owner is identified by the Depository and conveyed to the Company, whereupon the interest or benefits will be paid to the beneficiaries, as identified, **within a period of 15 days.**

HOW TO APPLY:

This being a private placement offer, investors who are established/ resident in India and who have been addressed through this communication directly only are eligible to apply. Application shall be for a minimum number of 5 (five) Bonds and multiples of 1 (one) Bond thereafter.

Applicants may remit their application money by way of electronic transfer of funds through RTGS mechanism or through Core Banking Solution (CBS) for credit in the account of in favour of the "**North Eastern Electric Power Corporation Ltd.**" for crediting the amount to the following bank account:

Beneficiary Name	**North Eastern Electric Power Corporation Ltd.**
Account No.	**32061917621**
Bank	**State Bank of India**
Branch	**SBI Main Branch**
Location	**Kachari Road, Shillong – 793001**
Account Type	**Current**
IFSC Code	**SBIN0000181**

All Application Forms duly completed (along with all necessary documents as detailed in this Disclosure Document) must be delivered before the closing of the issue to the Issuer. While forwarding the application form, applicants must ensure that the relevant UTR number/ or any other evidence of having remitted the application money is obtained. Detailed instructions for filling up the application form are provided elsewhere in this Disclosure Document.

Applications for the Bonds must be in the prescribed form (enclosed) and completed in BLOCK LETTERS in English and as per the instructions contained therein. Applications not completed in the prescribed manner are liable to be rejected. The name of the applicant's bank, type of account and account number must be filled in the Application Form. This is required for the applicant's own safety and these details will be printed on the refund orders and interest/ redemption warrants.

The applicant or in the case of an application in joint names, each of the applicant, should mention his/her Permanent Account Number (PAN) allotted under the Income-Tax Act, 1961 or where the same has not been allotted, the GIR No. and the Income tax Circle/Ward/District. As per the provision of Section 139A (5A) of the Income Tax Act, PAN/GIR No. needs to be mentioned on the TDS certificates. Hence, the investor should mention his PAN/GIR No. if the investor does not submit Form 15G/15AA/other evidence, as the case may be for non-deduction of tax at source. In case neither the PAN

nor the GIR Number has been allotted, the applicant shall mention "Applied for" and in case the applicant is not assessed to income tax, the applicant shall mention 'Not Applicable' (stating reasons for non applicability) in the appropriate box provided for the purpose. Application Forms without this information will be considered incomplete and are liable to be rejected.

Applications may be made in single or joint names (not exceeding three). In the case of joint applications, all payments will be made out in favour of the first applicant. All communications will be addressed to the first named applicant whose name appears in the Application Form at the address mentioned therein.

All applicants are requested to tick the relevant column "Category of Investor" in the Application Form. Public/ Private/ Religious/ Charitable Trusts, Provident Funds and Other Superannuation Trusts and other investors requiring "approved security" status for making investments.

No separate receipts shall be issued for the application money. However, the Issuer will acknowledge the receipt of the applications by stamping and returning the acknowledgment slip to the applicant. Applications shall be deemed to have been received by the Issuer Company when submitted at their designated branch.

For further instructions, please read Application Form carefully.

WHO CAN APPLY

- Companies, Bodies Corporate and Societies registered under the applicable laws and authorized to invest in Bonds
- Commercial Banks and Financial Institution
- Regional rural banks
- Co-operative Banks
- Provident Funds, Superannuation funds and Gratuity funds and other Trusts which are authorized to Invest in bonds
- Statutory Corporation / Financial Institutions
- Mutual funds
- Insurance Companies
- Scientific and / or Industrial Research Organisations, which are authorized to invest in bonds.
- Non Banking Finance Companies and Residuary Non-Banking Finance Companies.
- Any other investor authorized to invest in these bonds, subject to confirmation from the issuer

However, out of the aforesaid class of investors eligible to invest, this Memorandum is intended solely for the use of the person to whom it has been sent by NEEPCO for the purpose of evaluating a possible investment opportunity by the recipient(s) in respect of the securities offered herein, and it is not to be reproduced or distributed to any other person(s) other than professional advisors of the prospective investor receiving this Memorandum from NEEPCO.

All investors are required to comply with the relevant regulations/ guidelines applicable to them for investing in the issue of Bonds.

The applications must be accompanied by certified true copies of (1) Memorandum and Articles of Association/ Constitution/ Bye-laws (2) Resolution authorizing investment and containing operating instructions (3) Specimen signatures of authorized signatories (4) Necessary forms for claiming exemption from deduction of tax at source on the interest income/ interest on application money, wherever applicable

APPLICATION UNDER POWER OF ATTORNEY OR BY LIMITED COMPANIES

In case of applications made under a Power of Attorney or by a Limited Company or a Body Corporate or Registered Society or Mutual Fund, and scientific and/or industrial research organisations or Trusts etc, the relevant Power of Attorney or the relevant resolution or authority to make the application, as the case may be, together with the certified true copy thereof along with the certified copy of the Memorandum and Articles of Association and/or Bye-Laws as the case may be must be attached to the Application Form or lodged for scrutiny separately with the photocopy of the application form, quoting the serial number of the application form and the Bank's branch where the application has been submitted, at the office of the Registrars to the Issue after submission of the application form to the Bankers to the issue or any of the designated branches as mentioned on the reverse of the Application Form, failing which the applications are liable to be rejected. Such authority received by the Registrars to the Issue more than 10 days after closure of the subscription list may not be considered.

APPLICATION BY MUTUAL FUNDS

In case of applications by Mutual Funds, a separate application must be made in respect of each scheme of an Indian mutual fund registered with SEBI. The applications made by the Asset Management Companies (AMC) or custodians of a Mutual Fund shall clearly indicate the name of the concerned scheme for which application is being made. The application must be accompanied with certified true copies of:

1. SEBI registration certificate.
2. Resolution authorizing investment & containing operating instructions.
3. Specimen signatures of authorised signatories

MODE OF SUBSCRIPTION

This being a private placement offer, investors who are established/ resident in India and who have been addressed through this communication directly only are eligible to apply.

Copies of Disclosure Document and Application form may be obtained from the Registered Office of NEEPCO Ltd. Applications for the Bonds must be in the prescribed form (enclosed) and completed in BLOCK LETTERS in English and as per the instructions contained therein.

Applications should be for a minimum of Five Bonds and in multiples of One Bond thereafter. Iinvestors can remit their application money by way of electronic transfer of funds through RTGS mechanism for credit in the account of **"North Eastern Electric Power Corporation Ltd."**. For details, please refer to the "Instructions" detailed in the "Application Form.

FORCE MAJEURE

The Company reserves the right to withdraw the issue prior to the closing date in the event of any unforeseen development adversely affecting the economic and regulatory environment. The Company reserves the right to change the Issue Schedule.

RIGHT TO PURCHASE / REISSUE

Company may purchase the bonds in the open market through market makers or otherwise. Company shall retain the right or power to cancel, hold, resell or reissue these bonds or reissue other bonds in lieu thereof.

RIGHT TO ACCEPT OR REJECT APPLICATIONS

The Company reserves it's full, unqualified and absolute right to accept or reject any application, in part or in full, without assigning any reason thereof. The rejected applicants will be intimated along with the refund warrant, if applicable, to be sent. Interest on application money will be paid from the date of realisation of the cheque(s)/ demand drafts(s) till one day prior to the date of refund. The application forms that are not complete in all respects are liable to be rejected and would not be paid any interest on the application money.

Application would be liable to be rejected on one or more technical grounds, including but not restricted to:

a. Number of bonds applied for is less than the minimum application size;
b. Applications exceeding the issue size;
c. Bank account details not given;
d. Details for issue of bonds in electronic/ dematerialised form not given; PAN/GIR and IT Circle/Ward/District not given;
e. In case of applications under Power of Attorney by limited companies, corporate bodies, trusts, etc. relevant documents not submitted;

In the event that any Bond(s) applied for is/are not allotted in full, the excess application monies of such Bonds will be refunded, as may be permitted.

PAN/GIR NUMBER

All applicants must mention their Permanent Account Number or the GIR Number allotted under Income Tax Act, 1961 and the Income Tax Circle/ Ward/ District. In case where neither the PAN nor the GIR Number has been allotted, the fact of such a non-allotment should be mentioned in the Application Form in the space provided

SIGNATURES

Signatures should be made in English or in any of the Indian Languages. Thumb impressions must be attested by an authorized official of a Bank or by a Magistrate/ Notary Public under his/her official seal.

NOMINATION FACILITY

As per Section 72 of the Companies Act, 2013, only individuals applying as sole applicant/Joint Applicant can nominate, in the prescribed manner, a person to whom his Bonds shall vest in the event of his death. Non individuals including holders of Power of Attorney cannot nominate.

MODIFICATION OF RIGHTS

The rights, privileges, terms and conditions attached to the Bonds may be varied, modified or abrogated with the consent, in

writing, of those holders of the Bonds who hold at least three fourth of the outstanding amount of the Bonds or with the sanction accorded pursuant to a resolution passed at a meeting of the Bondholders, provided that nothing in such consent or resolution shall be operative against the Company where such consent or resolution modifies or varies the terms and conditions of the Bonds, if the same are not acceptable to the Company.

XX. ISSUE DETAILS

ISSUE SIZE

The issuer proposes to issue 3000 bonds of face value of ₹ 10,00,000/- each aggregating to ₹300 crore.

AUTHORITY FOR THE ISSUE

The issue is being made in pursuance of the Board Resolution dated **15th February, 2016** and EGM Special Resolution dated **10th May, 2016.**

REGISTRATION AND GOVERNMENT APPROVALS

The Company can undertake the activities proposed by it in view of the present approvals and no further approval from any government authority(ies) is required by it to undertake the proposed activities and except those approvals which may be required to be taken in the normal course of business from time to time.

OBJECTS OF THE ISSUE

The funds will be utilized for prepayment of existing high cost borrowings and to finance the construction of various on-going hydro and thermal projects in the NER.

UTILISATION OF ISSUE PROCEEDS

The Company is managed by professionals under the supervision of its Board of Directors. Further, the Company is subject to a number of regulatory checks and balances as stipulated in its regulatory environment. Therefore, the management shall ensure that the funds raised via this private placement shall be utilized only towards satisfactory fulfillment of the objects of the issue. The Company further confirms that the proceeds of the current issue of Bonds shall not be used for providing loan to or acquisition of shares of any person who is part of the same group or who is under the same management.

MINIMUM SUBSCRIPTION

As the current issue of Bonds is being made on private placement basis, the requirement of minimum subscription shall not be applicable and therefore the Company shall not be liable to refund the issue subscription(s)/ proceed(s) in the event of the total issue collection falling short of issue size or certain percentage of issue size.

NATURE OF THE BOND

The bonds are Secured, Redeemable, Non-Convertible Taxable and in the nature of Debentures.

SECURITY

The Bonds together with interest costs and all other monies and amounts payable in respect of these Bonds will be fully secured by first pari-passu charge on identified Fixed Assets of the company with a minimum asset cover of 100% throughout the tenure of Bonds in favour of a Trustee.

The said security shall be created in favour of the Trustees within the stipulated regulatory period from the Deemed Date of Allotment or such extended period as may be permitted by the relevant authority(ies). The Security will be created by the Company, as aforesaid, in favour of the Trustee on such of the assets for which the Company obtains, after all due diligence and efforts, the requisite consents and permissions applicable under law or in accordance with the contractual conditions of holding of such assets for creating the above-mentioned charge. The creation of such security shall be sufficient compliance of the Company's obligation to create security.

TERMS OF PAYMENT

The full face value of the Bonds applied for is to be paid along with the application form. Investor(s) need to send in the application form and the Cheque/Demand Draft/ RTGS/ECS for the full face value of the Bonds applied for.

Issue Price of the Bond	Minimum Application for	Amount Payable on Application per Bond
₹10 lakhs	5 Bonds and in multiples of 1 Bond thereafter	Full Issue Price i.e. ₹10 lakhs

PAY-IN-DATE & DEEMED DATE OF ALLOTMENT

Pay-in Date shall be the date on which application money has to be paid in favour of "**North Eastern Electric Power Corporation Ltd.**" by a Cheque/Demand draft. The funds can also be remitted through RTGS. Details of the Account of the Company are given in the Application form of this document. The Company reserves the right to shift the Pay-in Date and/or the Deemed Date of Allotment to any other date or allot the Bonds on multiple dates without giving any reason or any prior notice. The Company may at its sole discretion accept the subscription amount after the Pay-in Date. All benefits available to the investors shall be from the Deemed Date of Allotment and actual allotment may occur on a date other than the Deemed Date of Allotment.

LETTER(S) OF ALLOTMENT/ BOND CERTIFICATE(S)/ REFUND ORDER(S) ISSUE OF LETTER(S) OF ALLOTMENT

The beneficiary account of the investor(s) with National Securities Depository Ltd. (NSDL)/Central Depository Services (India) Ltd. (CDSL)/ Depository Participant will be given initial CREDIT **within 2 working days** from the Deemed Date of Allotment. The initial CREDIT in the account will be akin to the Letter of Allotment. On completion of the all-statutory formalities, such CREDIT in the account will be akin to a Bond Certificate.

ISSUE OF BOND CERTIFICATE(S)

The Bonds since issued in electronic (dematerialized) form, will be governed as per the provisions of The Depository Act, 1997, Securities and Exchange Board of India (Depositories and Participants) Regulations, 1997, rules notified by NSDL/ CDSL/ Depository Participant from time to time and other applicable laws and rules notified in respect thereof. The Bonds shall be allotted in DEMAT form only.

MODE OF TRANSFER OF BONDS

Transfer of theses dematerialized bonds should be in accordance with the rules/procedures as prescribed by NSDL/CDSL/Depository participant of the transferor/transferee and all other applicable laws and rules notified in respect thereof.

PUT/ CALL OPTION

There is **NO** option for any Put or Call in the current issue.

DEPOSITORY ARRANGEMENTS

The Company has made depository arrangements with National Securities Depository Limited (NSDL) and Central Depository Services (India) Limited (CDSL) for issue and holding of the Bonds in dematerialized form. As per the provisions of Depositories Act, 1996, the Bonds issued by The Company can be held in a dematerialized form, i.e. not in the form of physical certificates but be fungible and be represented by the statement issued through electronic mode. In this context, two Tripartite Agreements have been signed:

- Tripartite Agreement between NEEPCO, NSDL and Karvy Computershare Pvt. Ltd.
- Tripartite Agreement between NEEPCO, CDSL and Karvy Computershare Pvt. Ltd.

FICTITIOUS APPLICATIONS

Any person who:-
a) Makes, in a fictitious name, an application to a body corporate for acquiring or subscribing to, the bonds, or
b) Otherwise induces a body corporate to allot, or register any transfer of, bonds therein to them, or any other person in a fictitious name, shall be liable for legal consequences of such action.

MARKET LOT

The market lot will be one Bond ("Market Lot"). Since the Bonds are being issued only in dematerialised form, the odd lots will not arise either at the time of issuance or at the time of transfer of Bonds.

INTEREST ON APPLICATION MONEY

Interest at the Coupon Rate as per Termsheet (subject to deduction of income tax under the provisions of the Income Tax Act, 1961, or any other statutory modification or re-enactment thereof, as applicable) will be paid to all the applicants on the application money for the Bonds.

Such interest shall be paid from and including the date of realisation of cheque(s)/demand draft(s)/ RTGS/ECS up to but excluding the Deemed Date of Allotment. Such interest would be paid on all valid application. The interest on application money will be computed on the basis of actual number of days elapsed in a year. For this purpose a year would comprise a period of 365 days. In the leap year the month of February shall be considered as of 29 days and the year would be of 366 days. Such interest would be paid on all the valid applications, including the refunds. Where the entire subscription amount has been refunded, the interest on application money will be paid along with the refund orders.

The interest on application money will be remitted through RTGS/ECS or interest cheque(s)/ demand draft(s) for interest on application money (along with Refund Orders, in case of refund of application money, if any) shall be dispatched by the NEEPCO **within 10 days** from the Deemed Date of Allotment and the relative interest warrant(s) along with the Refund Order(s), as the case may be, will be dispatched by registered post/courier/speed post to the sole/ first applicant, at the sole risk of the applicant.

INTEREST ON BONDS

The Bonds shall carry interest at the coupon rates as per term sheet (subject to deduction of tax at source at the rates prevailing from time to time under the provisions of the Income Tax Act, 1961, or any other statutory modification or re-enactment thereof for which a certificate will be issued by NEEPCO) on the outstanding principal amount of Bonds till final redemption. Interest will be paid semi annually on **27th May** and **27th November** each year throughout the tenure of the Bonds till final redemption.

The first interest period shall be defined as actual number of days falling between the **Deemed Date of Allotment** to **27th May, 2017** including the first date but excluding the last date. However, the first interest payment will be made on **29th May, 2017** since 27th May, 2017 is a Saturday. This will be calculated by multiplying the nominal amount with the interest rate on an "**Actual / Actual**" day basis. The second and subsequent interest period is defined as the actual number of days between **27th May** and **27th November** and **27th November** and **27th May** including the first date but excluding the last date. This will be calculated by multiplying the nominal amount by the Interest Rate with the actual number of days divided by total number of days in the coupon period (as per SEBI's Circular No. CIR/IMD/DF/18/2013 dated 29th October, 2013 and SEBI Circular No. CIR/MD/DF-1/122/2016 dated 11th November, 2016). The last Interest Payment would be made on the final redemption date along with the redemption of principal amount.

In case the Deemed Date of Allotment is revised (pre-poned/postponed) then the Interest Payment Dates and Interest payment Schedule may also be revised accordingly by the Company at its sole & absolute discretion.

Interest on Bonds will cease from the date of final redemption in all events. If any interest payment date falls on a day which is not a Business Day ('Business Day' Means a day other than a Sunday and Saturday or a Bank holiday on which banks are open for general business in Mumbai) then payment of interest will be made on the next day that is a business day. In terms of the SEBI Circular No.CIR/MD/DF-1/122/2016 dated 11th November, 2016, interest/redemption payments shall be made only on the days when the money market is functioning in Mumbai.

COMPUTATION OF INTEREST

The Bonds will carry interest rates as per the term sheet from the Deemed Date of Allotment. The interest will be paid from the Deemed Date of Allotment (subject to deduction of tax at source at the rates prevailing from time to time under the Income Tax Act, 1961 or any other statutory modification or re-enactment thereof) as per term sheet. The Interest shall be computed on "**Actual / Actual**" day count basis (refer SEBI's Circular No. CIR/IMD/DF/18/2013 dated October 29, 2013).

RECORD DATE

The Record Date for all interest payments and repayment of the bond value upon redemption will be the day immediately preceding the period of **15 days prior to the interest payment or redemption date**, as the case may be. Such payment will be made to the bondholder as appearing in the records of the RTA as on the said date. In case the record date, as defined herein, falls on a holiday, the record date shall be the previous Working Day immediately preceding such date.

DEDUCTION OF TAX AT SOURCE

Tax applicable under the Income-Tax Act, 1961, or any other statutory modification or re-enactment thereof will be deducted at source. Tax exemption certificate/ document, under section 193/197/197A of the Income Tax Act, 1961, if any, must be lodged at the office of the Issuer, at least fifteen (15) days prior to the interest payment date. The applicants must submit tax exemption certificate, if applicable, in respect of the interest on application money, if any, along with the

application form as required under the Income Tax Act, 1961. In case of tax deducted at source, the Company will send the TDS certificate to the investors. Therefore, to ensure non-deduction/lower deduction of tax at source from interest on application money, the investors should submit Form 15H/15AA, authority letter from Assessing Officer for non-deduction of tax as may be applicable, with the Application Form, on or before the closure of the Issue.

Regarding deduction of tax at source and the requisite declaration forms to be submitted, prospective investor is advised to consult his tax advisor before investing in the Bonds to be issued by NEEPCO.

REDEMPTION

The Bonds will be redeemed in one instalment at the end of 3year and 2 month from the Deemed Date of Allotment.

The Bonds held in the dematerialised form shall be taken as discharged on payment of the redemption amount by the Company on maturity to the registered Bondholders whose name appear in the Register of Bondholders on the record date. Such payment will be a legal discharge of the liability of the Company towards the Bondholders.

In case the principal redemption date falls on a day which is not a Business Day ('Business Day' Means a day (other than a Sunday and Saturday or a Bank holiday on which banks are open for general business in Mumbai) then the payment due shall be made on the previous Business Day along with accrued interest. In terms of the SEBI Circular No.CIR/MD/DF-1/122/2016 dated 11th November, 2016, interest/redemption payments shall be made only on the days when the money market is functioning in Mumbai.

PAYMENT ON REDEMPTION

Payment on redemption will be made by credit through ECS/RTGS system in the name of the Bondholder(s) whose name appears on the List of Beneficial Owners given by Depository to NEEPCO as on the Record Date. The Issuer's liability to Bondholder(s) towards all their rights including payment of interest or otherwise shall cease and stand extinguished from the due date of redemption in all events. Further, the Issuer will not be liable to pay interest, income or compensation of any kind from the date of such redemption of the Bonds.

The Bonds shall be taken as discharged upon payment of the redemption amount the redemption date. Such payment will be a legal discharge of the all liability of the Company towards the Bondholders. On payment of the redemption amount, the Company will inform NSDL/CDSL and accordingly the account of the Bondholders with NSDL/CDSL will be adjusted.

The liability of the Company shall stand discharged on remitting the redemption proceeds through ECS/EFT/RTGS to the above said Beneficiaries. No claim, damages or penal interest in respect of delayed payment, etc. shall lie upon the Company in the event of non-receipt of the same by the addressee Bondholder.

RIGHTS OF BONDHOLDERS

Bondholder is not a shareholder. The Bondholders will not be entitled to any other rights and privilege of shareholders other than those available to them under statutory requirements. The Bond(s) shall not confer upon the holders the right to receive notice, or to attend and vote at the General Meeting of the Company. The principal amount and interest on the Bonds will be paid to the registered Bondholders only, and in case of Joint Holders, to the one whose name stands first. Besides the above, the Bonds shall be subject to the provisions of the Companies Act, 2013, the Articles of Association of NEEPCO, the terms of this bond issue and the other terms and conditions as may be incorporated in the Trust deed and other documents that may be executed in respect of these Bonds.

EFFECT OF HOLIDAYS

Should any of the dates defined anywhere in the present Information Memorandum, except the Deemed Date of Allotment, fall on a Sunday or a Holiday, the next working day shall be considered as the effective date. In case the date involves a payment, then the next working day on which Scheduled Commercial Banks in Shillong are open for business shall be considered as the effective date.

LIST OF BENEFICIAL OWNERS /REGISTER OF BENEFICIAL OWNERS

The Company shall request the RTA to provide a list of Beneficial Owners as at the end of the Record Date. This shall be the list, which shall be considered for payment of interest or repayment of principal amount, as the case may be. The RTA shall maintain a register and an index of Beneficial Owners in the manner as provided for, in compliances with various applicable regulations.

SUCCESSION

In the event of the demise of the sole/first holder of the Bond(s) or the last survivor, in case of joint holders for the time being, the Company shall recognize the executor or administrator of the deceased Bondholder, or the holder of succession certificate or other legal representative as having title to the Bond(s). The Company shall not be bound to recognize such executor or administrator, unless such executor or administrator obtains probate, wherever it is necessary, or letter of administration or such holder is the holder of succession certificate or other legal representation, as the case may be, from a

Court in India having jurisdiction over the matter. The Company may, in its absolute discretion, where it thinks fit, dispense with production of probate or letter of administration or succession certificate or other legal representation, in order to recognize such holder as being entitled to the Bond(s) standing in the name of the deceased Bondholder on production of sufficient documentary proof or indemnity.

Where a non-resident Indian becomes entitled to the Bond by way of succession, the following steps have to be complied with:

a. Documentary evidence to be submitted to the Legacy Cell of the RBI to the effect that the Bond was acquired by the NRI as part of the legacy left by the deceased holder.

b. Proof that the NRI is an Indian National or is of Indian origin. Such holding by the NRI will be on a non-repatriation basis

FUTURE BORROWINGS

Company reserves the right to make further issues of Bonds or raise loans from any source it deems fit on the security or otherwise of its assets without the consent of the Trustees and without any approval from the bondholders of these present bonds.

DECLARATION REGARDING NON-DEFAULT

Company has never defaulted in payment of interest or principal redemption on any of the Bonds issued by it nor has it defaulted in case of non-allotment of Bonds or payment of application money.

NOTICES

Any notice to the Bondholder required to be sent by Company shall be deemed to have been given if sent by registered post /courier to the holders appearing in the most recent records of the RTA.

All notices to be given by the Beneficial Owners of Bonds shall be sent by Registered Post or by Hand Delivery to the Company or such persons, at such address, as may be notified by the Company from time to time.

All communications from bondholders to NEEPCO shall be addressed to:

The Compliance Officer/Company Secretary, North Eastern Electric Power Corporation Limited, Brookland Compound, Lower New Colony, Shillong 793 003

TAX BENEFITS TO THE BONDHOLDERS OF THE COMPANY

The holder(s) of the Bonds are advised to consider in their own case, the tax implications in respect of subscription to the Bonds after consulting their own tax advisor/ counsel.

DISPUTES & GOVERNING LAWS AND JURISDICTION

The Bonds shall be construed to be governed in accordance with Indian laws and rules framed there under. Any dispute between NEEPCO and the bondholders will subject to the jurisdiction of the Shillong High Court.

XXI. SUMMARY TERM SHEET

ISSUER	North Eastern Electric Power Corporation Limited
SECURITY NAME	7.80% NEEPCO PSU Bonds (XVIIth Series)
TYPE OF INSTRUMENT	Secured, Redeemable Non Convertible Taxable Bonds in nature of Debentures
NATURE OF INSTRUMENT	Secured
SENIORITY	Senior
MODE OF ISSUE	Private placement
ELIGIBLE INVESTORS	Commercial Banks, Co-operative Banks, Urban Cooperative Bank and Regional Rural Bank, Financial Institutions, Companies, including Non Banking Finance Companies and Residuary Non Banking Finance Companies, Body Corporate & Societies registered under the applicable laws in India and authorized to invest in Bonds Provident/ Superannuation/ Gratuity/ Pension Funds and other Trusts authorized to invest in Bonds, Insurance Companies, Mutual Funds, Individuals
NON- ELIGIBLE CLASSES OF INVESTORS	Minors without a guardian name, Qualified Foreign Investors, Foreign Institutional Investors, Foreign Nationals, Persons resident outside India, Venture Capital funds, Overseas Corporate Bodies, Partnership firms, formed under applicable law in India in the name of partners, Hindu Undivided families through Karta, Person ineligible to contract under applicable statutory / regulatory requirements.
LISTING	Proposed to be listed on Wholesale Debt Market (WDM) segment of BSE
CREDIT RATING	ICRA "AA" Stable ; CARE "AA" Stable"
ISSUE SIZE	₹300,00,00,000
OBJECTS OF THE ISSUE	To finance the capital expenditure on various on-going hydro and thermal projects of the Corporation in the NER
DETAILS OF THE UTILIZATION OF THE PROCEEDS	To finance the capital expenditure on various on-going hydro and thermal projects of the Corporation in the NER
COUPON RATE	7.80% p.a. payable semi-annually
STEP UP/STEP DOWN COUPON RATE	Nil
COUPON PAYMENT FREQUENCY	Semi – annual
COUPON PAYMENT DATES	27th May & 27th November
COUPON TYPE	Fixed
COUPON RESET PROCESS	None
DAY COUNT BASIS	Interest shall be computed on an "actual/actual basis".
INTEREST ON APPLICATION MONEY	At the Coupon Rate from the date of realization of RTGS/ECS/Cheque/ Interest or Redemption Warrant/ Demand Draft up to one day prior to the Deemed Date of Allotment (subject to deduction of Tax at Source, as applicable)
DEFAULT INTEREST RATE	None
TENURE	3 Years & 2 Months
REDEMPTION DATE	27th May, 2020
REDEMPTION AMOUNT	100% of Face Value per Bond i.e. ₹ 10,00,000 per Bond
REDEMPTION PREMIUM	None
ISSUE PRICE	At par
DISCOUNT AT WHICH SECURITY IS ISSUED AND THE EFFECTIVE YIELD AS A RESULT OF SUCH DISCOUNT.	None
PUT & CALL OPTION	None
FACE VALUE	₹10,00,000.00 (Rupees ten lakhs) per Bond
MINIMUM APPLICATION	Application should be for minimum of five Bonds and thereafter in multiples of one Bond
PAY-IN DATE	27th March, 2017
DEEMED DATE OF ALLOTMENT	27th March, 2017
ISSUANCE MODE OF THE INSTRUMENT	In dematerialized mode only

BUSINESS DAY CONVENTION	Means a day (other than a Sunday and Saturday or a Bank holiday on which banks are open for general business in Mumbai#. 1. If the interest payment date falls on a holiday, the payment may be made on the following working day however the dates of the future coupon payments would be as per the schedule originally stipulated at the time of issuing the security. In other words, the subsequent coupon schedule would not be disturbed merely because the payment date in respect of one particular coupon payment has been postponed earlier because of it having fallen on a holiday. 2. If the Redemption Date and Coupon Payment Date of the Bonds falls together on a day that is not a Business Day, the redemption proceeds shall be paid by the Issuer on previous working Business Day along with interest accrued on the Bonds until but excluding the date of such payment. # In terms of the SEBI Circular No. CIR/MD/DF-1/122/2016 dated 11th November, 2016, interest/redemption payments shall be made only on the days when the money market is functioning in Mumbai.
RECORD DATE	The day immediately preceding the period of 15 days prior to the interest payment or redemption date.
TRADING MODE OF THE INSTRUMENT	In dematerialized mode only
SETTLEMENT MODE OF THE INSTRUMENT	Payment of interest and repayment of principal shall be made by way of cheque(s)/ demand draft(s)/ RTGS/ NEFT mechanism
DEPOSITORY	National Securities Depository Limited & Central Depository Services (India) Ltd.
SECURITY	Debentures together with interest costs and all other monies shall be secured by first pari-passu charge on identified Fixed Assets of the company with minimum asset cover of 100% through out the tenure of the debentures.
TRANSACTION DOCUMENTS	The Issuer has executed / shall execute the documents including but not limited to the following in connection with the Issue: 1. Letter of consent from the Trustees 2. Debenture Trusteeship Agreement 3. Rating Agreement with CARE Ltd. and ICRA Ltd. 4. Letter appointing Registrar & Transfer Agent 5. Application to BSE for seeking its in-principle approval for listing of Bonds
CONDITIONS PRECEDENT TO DISBURSEMENT	The subscription from investors shall be accepted for allocation and allotment by the Issuer subject to the following: 1. Rating letter from the aforesaid rating agencies; 2. Letter from the Trustees conveying their consent to act as Trustees for the Bondholder(s); 3. Application to BSE for seeking its in-principle approval for listing of Bonds.
CONDITION SUBSEQUENT TO DISBURSEMENT	The Issuer shall ensure that the following documents are executed/activities are completed as per time frame mentioned elsewhere in this Disclosure Document: 1. Credit of demat account(s) of the allottee(s) by number of Bonds allotted within **2 working days** from the Deemed Date of Allotment; 2. Making application to BSE within 15 days from the Deemed Date of Allotment to list the Bonds and seek listing permission within 20 days from the Deemed Date of Allotment. Besides, the Issuer shall perform all activities, whether mandatory or otherwise, as mentioned elsewhere in this Disclosure Document.
EVENTS OF DEFAULT	(i) Security Creation: In case of delay in execution of Trust Deed and Charge documents, the Company will refund the subscription with agreed rate of interest or will pay penal interest of 2% p.a. over the coupon rate till these conditions are complied with at the option of the investor. (ii) Default in Payment: In case of default in payment of Interest and/or principal redemption on the due dates, additional interest of @ 2% p.a. over the coupon rate will be payable by the Company for the defaulting period. (iii) Delay in Listing: In case of delay in listing of the debt securities beyond 20 days from the deemed date of allotment, the Company will pay penal interest of 1 % p.a. over the coupon rate from the expiry of 30 days from the deemed date of allotment till the listing of such debt securities to the investor.
PROVISIONS RELATED TO CROSS DEFAULT CLAUSE	None.

ROLE AND RESPONSIBILITIES OF DEBENTURE TRUSTEE	As may be specified in the Debenture Trustee Agreement and Debenture Trust Deed to be executed by and between the Issuer and the Trustees
GOVERNING LAW AND JURISDICTION	The Bonds are governed by and shall be construed in accordance with the existing laws of India. Any dispute arising thereof shall be subject to the jurisdiction of district courts of Shillong.
DEBENTURE TRUSTEE	SBICAP Trustee Company Ltd.
REGISTRAR & TRANSFER AGENT	Karvy Computershare Pvt. Ltd.

*** The Company reserves its sole and absolute right to modify (pre-pone/ postpone) the issue opening/ closing/ pay-in date(s) without giving any reasons or prior notice. In such a case, investors shall be intimated about the revised time schedule by the Company. The Company also reserves the right to keep multiple Deemed Date(s) of Allotment at its sole and absolute discretion without any notice.

XXII. SERVICING BEHAVIOR ON EXISTING DEBT SECURITIES AND OTHER BORROWINGS

The Company hereby confirms that:

a) The main constituents of the Company's borrowings have been in the form of borrowings from Financial Institutions, Bonds, etc. and Company has been servicing its principal and interest liabilities on time and there has been no instance of delay or default since inception.
b) The Company has neither defaulted in repayment/ redemption of any of its borrowings nor affected any kind of roll over against any of its borrowings in the past.

XXIII. UNDERTAKING REGARDING COMMON FORM OF TRANSFER

The Bonds shall be transferred subject to and in accordance with the rules/ procedures as prescribed by the NSDL/ CDSL/ Depository Participant of the transferor/ transferee and any other applicable laws and rules notified in respect thereof. The normal procedure followed for transfer of securities held in dematerialized form shall be followed for transfer of these Bonds held in electronic form. The seller should give delivery instructions containing details of the buyer's DP account to his depository participant.

The transferee(s) should ensure that the transfer formalities are completed prior to the Record Date. In the absence of the same, interest will be paid/ redemption will be made to the person, whose name appears in the records of the Depository. In such cases, claims, if any, by the transferee(s) would need to be settled with the transferor(s) and not with the Company.

The Company undertakes that it shall use a common form/ procedure for transfer of Bonds issued under terms of this Disclosure Document.

XXIV. MATERIAL EVENT, DEVELOPMENT OR CHANGE AT THE TIME OF ISSUE

The Company hereby declares that there has been no material event, development or change at the time of issue which may affect the issue or the investor's decision to invest/ continue to invest in the debt securities of the Company.

XXV. PERMISSION/ CONSENT FROM PRIOR CREDITORS

The Company hereby confirms that it is entitled to raise money through current issue of Bonds without the consent/ permission/ approval from the Bondholders/ Trustees/ Lenders/ other creditors of the Company. The Company hereby undertakes that it shall seek consent from the existing charge holders for creating of security for the Bonds on pari-passu basis. In future, the Debenture Holder shall provide consent to create pari-passu charge subject to Company's complying with the requisite terms of the bond issue.

XXVI. MATERIAL CONTRACTS & DOCUMENTS

By the very nature of its business, NEEPCO is involved in a large number of transactions and therefore it may not be possible to furnish details of all material contracts and agreements involving financial obligations of NEEPCO. However, the contracts referred to below (not being contracts entered into in the ordinary course of the business carried on by NEEPCO) which are or may be deemed to be material have been entered into by NEEPCO. Copies of these contracts together with the copies of documents referred below may be inspected at the Head Office of NEEPCO between 10.00 a.m. and 2.00 p.m. on any working day until the issue closing date.

a) Copy of consent letter of Karvy Computershare Pvt. Ltd. for acting as Registrars to the Issue.
b) Copy of consent letter from SBICAP Trustee Company Ltd. to act as Trustees to the Bondholders
c) Memorandum and Articles of Association of NEEPCO as amended from time to time.
d) Board Resolution dated **15th February, 2016** and Special EGM Resolution dated **10th May, 2016** authorizing issue of Bonds offered under terms of this PPOL.
e) In-principle approval from BSE for of listing of Bonds.

f) Letters from ICRA Ltd. dated **15th March, 2017** and CARE Ltd. dated **23rd February, 2017** conveying the Credit Rating for the Bonds of NEEPCO. Rating Rationale from ICRA and CARE dated March, 2017.
g) Tripartite Agreement between NEEPCO, NSDL & Karvy Computershare Pvt. Ltd. for issue of Bonds in Dematerialized form.
h) Tripartite Agreement between NEEPCO, CDSL and Karvy Computershare Pvt. Ltd. for issue of Bonds in Dematerialized form

DECLARATION

It is hereby declared that this Private Placement Offer Letter contains full disclosures in accordance with the Securities & Exchange Board of India (Issue and Listing of Debt Securities) Regulations, 2008 issued vide Circular No. LADNRO/GN/2008/13/127878 dated June 06, 2008 as well as the Companies (Prospectus & Allotment of Securities) Rules 2014.

The Company also confirms that this Private Placement Offer Letter does not omit disclosure of any material fact which may make the statements made therein, in light of the circumstances under which they are made, misleading. The Private Placement Offer Letter also does not contain any false or misleading statement.

The Company accepts no responsibility for the statement made otherwise than in the Private Placement Offer Letter or in any other material issued by or at the instance of the Company and that anyone placing reliance on any other source of information would be doing so at his own risk.

Signed pursuant to the authority granted by Board of Directors on **15th February, 2016** and the Shareholders of the Company on **10th May, 2016.**

for **North Eastern Electric Power Corporation Limited.**

(Malcolm David Roy)
Executive Director (Finance)
Place: Shillong
Date: 23rd March, 2017

Annexures:

a) Board Resolution dated **15th February, 2016** and Special EGM Resolution dated **10th May, 2016** authorizing issue of Bonds offered under terms of this PPOL.
b) Letter of consent from SBICAP Trustee Company Limited for acting as Trustees for and on behalf of the holder(s) of the Bonds.
c) Letter of consent from Karvy Computershare Pvt. Limited for acting as Registrars to the Issue.
d) In-principle approval from BSE for of listing of Bonds.
e) Letters from ICRA Ltd. dated **15th March, 2017** and CARE Ltd. dated **23rd February, 2017** conveying the Credit Rating for the Bonds.
f) Consent Letter from State Bank of India to act as a Bankers to the Issue
g) Application Form & Instructions

पावर फाइनेंस कॉर्पोरेशन लिमिटेड
POWER FINANCE CORPORATION LTD.
(भारत सरकार का उपक्रम) (A Govt. of India Undertaking)
(आई.एस.ओ. 9001:2008 प्रमाणित) (ISO 9001:2008 Certified)

SPEED POST

No.04:06:782:LR-2014-15 15th September,2014

Executive Director (Finance)
North Eastern Electric Power Corporation Limited,
Corporate Office: Brookland Compound,
Lower New Colony,
Shillong-793003

Ref: (1) NEEPCO's letter No. NEEPCO/FIN/GM/08/3311 dated 31st July,2014.
(2) PFC's letter No.04:06:782: LR-2014-15 26th August,2014.
(3) NEEPCO's letter No. NEEPCO/FIN/GM/147/3413 dated 2nd September,2014.
(4) PFC's letter No.04:06:782:LR-2014-15 04th September,2014

Sub: **Prepayment of PFC loans sanctioned for the Kameng HEP (Loan No.78202005)**

Dear Sir,

Please refer letters cited under reference on the above subject.

In regard to the above, we would like to convey our consent for making the pre-payment of the subject cited loan. The total amount payable by M/s North Eastern Electric Power Corporation Limited on pre-closure of the loan on 01.10.2014 works out as hereunder:

(Amount in Rs.)

(i) Total Loan Outstanding	1782,79,24,661
(ii) Prepayment Premium @ 2.5% of (i) above	44,56,98,117
(iii) Service tax(12.36%) on (ii) above	5,50,88,287
(iv) Interest (calculated upto 30th September,2014)	48,21,91,725
Total amount to be paid as on 01st October,2014	**1881,09,02,790**

In view of the above, you are requested to make the payment on 01st October,2014.

Further, it is requested to ensure the credit of the aforesaid said amount in any PFC's A/c before 11.30 A.M. on 01st October,2014. Please also inform the same by fax, regarding remittance.

Thanking you,

For POWER FINANCE CORPORATION LIMITED

Alok Sud

(Alok Sud)
General Manager (Loan Recovery)
011-23456204/Fax: 011-23456286
E-mail: alok_sud@pfcindia.com

Copy to:

GM(NER)/GM (LD)/GM (Banking & FM)-PFC, New Delhi

पंजीकृत कार्यालय : "ऊर्जानिधि", 1, बाराखंबा लेन, कनॉट प्लेस, नई दिल्ली - 110001 दूरभाष : 23456000 फैक्स : 011-23412545
Regd. Office : "Urjanidhi", 1, Barakhamba Lane, Connaught Place, New Delhi-110001 Phones : 23456000 Fax : 011-23412545
वैबसाईट / Website : www.pfcindia.com ● CIN : L65910DL1986GOI024862

नॉर्थ ईस्टर्न इलेक्ट्रिक पावर कॉर्पोरेशन लिमिटेड
(भारत सरकार का उद्यम)
NORTH EASTERN ELECTRIC POWER CORPORATION LTD.
(A GOVT. OF INDIA ENTERPRISE)
Corporate Identity No.U40101ML1976GOI001658
ISO 9001:14001
OHSAS 18001

NEEPCO/FIN/FUND /147/2014-15/ 3527 October 01, 2014

Alok Sud
General Manager (Loan Recovery)
Power Finance Corporation Ltd.
Urjanidhi,1, Barakhamba Lane,
Connaught Place,
New Delhi-110001

Sub: - Confirmation of payment of Rs.1881,09.02.790.00 (Loan No.78202005)
Ref: - PFC's letter No.04:06: 782: LR-2014-15 dated 15th September, 2014.

Dear Sir,

We are pleased to inform you that an amount of ***Rs.1881,09,02,790.00*** (Rupees eighteen hundred eighty one crore nine lakh two thousand seven hundred ninety) only towards prepayment of PFC loan sanctioned for Kameng HEP(Loan No.78202005) has already been remitted on 1st October, 2014 to your bank account maintained with State Bank of India, New Delhi. The details of payments are as follows:

Sl	Particulars payments	Amount	Bank Particulars
1	Principal	1782,79,24,661	State Bank of India, Chandralok Building, 36 Janpath, New Delhi-110001 A/C.No.10185775165; IFSC code-SBIN0001639
2	Prepayment Premium	44,56,98,117	
3	Service Tax	5,50,88,287	
4	Interest	48,21,91,725	
	Total	**1881,09,02,790**	

Kindly confirm the receipts of the above amount & may inform the same by fax .

Thanking you.

Your's faithfully,

(Cathleen Ranee)
Senior Manager (Fin)
Tel: 0364-2223051
Fax: 0364-2228542

कारपोरेट कार्यालय : बुकलैंड कम्पाउण्ड, लोअर न्यू कॉलोनी, शिलांग
Corporate Office : Brookland Compound, Lower New Colony, Shillong-793 003
दूरभाष / Tel. No. 0364-2222936 ☐ फैक्स नं० / Fax No.: 0364-2223790
वेबसाइट / Website : www.neepco.com ☐ ई-मेल / E-mail : neepco@neepco.com
स्वहित एवं राष्ट्रहित में ऊर्जा बचाएं
Save Energy for Benefit of Self and Nation

पावर फाइनेंस कॉर्पोरेशन लिमिटेड
POWER FINANCE CORPORATION LTD.
(भारत सरकार का उपक्रम) (A Govt. of India Undertaking)

No: 04:06: Reset: 782:2011-12

19th September, 2011

Mr. A G West
General Manager (Fin)
North Eastern Electric Power Corpn.
Brookland Compound,Lower New Colony
Post Box No. 79,
Shillong – 793 003

Dear Sir,

Sub: 3 years Interest reset of PFC Loan no. 78202005.

In terms of the Memorandum of Agreement and PFC Circular No. 04:07: Policy: 2004-05: Cir: P&C: I dated: 13-may-2004, the Corporation has a right to reset the Interest Rates at the end of the every third year beginning with the date of the first disbursement on or after 13-may-2004. Interest reset, if exercised by the corporation shall apply from the standard due date immediately following the end of the three year period.

Accordingly, the Loans referred to in Annexure for the disbursement made up to the Reset Date, i.e. cutoff date, shall be due for Re-set on 15-Oct-2011. Consequent to the reset of the interest rate, the applicable interest rate shall be 12.75% w.e.f. 15-Oct-2011. However, you have an option to prepay the entire loan outstanding amount without payment of premium within 15 days from the date of this letter or 15-Oct-2011, whichever is later. In case the borrower does not prepay within this period it shall be presumed that reset has been accepted and reset shall apply from the reset date i.e. 15-Oct-2011.

Thanking you,

Yours sincerely

(Upendra Upreti)
Manager (Recovery)

पंजीकृत कार्यालय : "ऊर्जानिधि", 1, बाराखंबा लेन, कनॉट प्लेस, नई दिल्ली - 110001 दूरभाष : 23456000 फैक्स : 011-23412545
Regd. Office : "Urjanidhi", 1, Barakhamba Lane, Connaught Place, New Delhi-110001 Phones : 23456000 Fax : 011-23412545
वैबसाईट / Website : www.pfcindia.com

नॉर्थ ईस्टर्न इलेक्ट्रिक पावर कॉर्पोरेशन लिमिटेड
(भारत सरकार का उद्यम)
NORTH EASTERN ELECTRIC POWER CORPORATION LTD.
(A GOVT. OF INDIA ENTERPRISE)
ISO 9001:14001
OHSAS 18001

NEEPCO/FIN/GM/08/3311

31st July, 2014

Mr. G. S. Patra
General Manager (NER & W. Bengal)
Power Finance Corporation Ltd.
Connaught Place,
New Delhi – 110001

Sub: Prepayment of PFC Loan sanctioned for the Kameng HEP
Ref: PFC's letter No.04:06:Reset:782:2011-12 dated 19th September, 2011

Dear Sir,

Kindly refer to PFC's letter referred above wherein NEEPCO was informed of the reset date of 15-Oct-2011. As per Clause 2.3 of the Loan Agreement, we anticipate a similar letter from PFC for the next reset date falling on 15-Oct-2014, i.e. 3 years from the previous reset date.

In this regard, we would like to inform you that NEEPCO is considering the option of exercising the prepayment of the entire loan outstanding as on 15-Oct-2014 as the present interest rate charged by PFC is on the higher side. However, if PFC could consider reducing the interest rate on this loan to a more comfortable rate, NEEPCO may not need to exercise the prepayment option.

We look forward to your positive response.

Thanking you,

Yours faithfully,

31.7.14

(M. M. Mazumdar)
Executive Director (Finance)

कार्पोरेट कार्यालय : ब्रुकलैंड कम्पाउण्ड, लोअर न्यू कॉलोनी, शिलांग
Corporate Office : Brookland Compound, Lower New Colony, Shillong-793 003
दूरभाष / Tel. No. 0364-2222936 ☐ फैक्स नं० / Fax No.: 0364-2223790
वेबसाइट / Website : www.neepco.com ☐ ई-मेल / E-mail : neepco@neepco.com
स्वहित एवं राष्ट्रहित में ऊर्जा बचाएं
Save Energy for Benefit of Self and Nation

पावर फाइनेंस कॉर्पोरेशन लिमिटेड
POWER FINANCE CORPORATION LTD.
(भारत सरकार का उपक्रम) (A Govt. of India Undertaking)
(आई.एस.ओ. 9001:2008 प्रमाणित) (ISO 9001:2008 Certified)

By Speed Post/ Courier

No: 03:22: ArunPrad: NEEPCO: Kameng: II: 78202005: Vol II

Loan no. 78202005
03-Oct-2013

Shri M. M. Mazumdar,
General Manager (Finance)
North Eastern Electric Power Corp. Ltd.
Brookland Compound, Lower New Colony,
Shillong – 793 003

Sub: Financial Assistance sanctioned to NEEPCO's Kameng HEP (4x150 MW), Arunachal Pradesh- Partial funding of cost overrun & revision of project related dates

Ref: NEEPCO letter no. NEEPCO/FIN/GM/08/2054 dated 03.05.2013

Dear Sir,
Please refer to above referred NEEPCO request regarding partial funding of cost overrun, extension of scheduled COD and loan reschedulement. It is to inform you that PFC is in-principle agreeable for:

1. Enhancement of the term loan sanctioned to NEEPCO (Loan no. 78202005) from ₹ 1739.68 crore to ₹ 2239.68 crore, an increase of ₹ 500 crore, including funding of IDC, being partial cost overrun of the project (revised project cost of ₹ 4766.54crore) and subject to the following additional condition:

   Pre-Commitment Condition:
   NEEPCO shall submit an undertaking that they shall obtain approval of the revised project cost from CEA/MoP/any other Govt. authority, as applicable, and any communication from the approving authority on project cost shall be intimated to PFC.

2. Revision of Project related dates as below;

Sl No	Milestone	Existing Schedule	Proposed Schedule
1	Project Completion date	31.05.2013	31.03.2017
2	Loan closing date	30.11.2013	30.09.2017
3	Repayment Start date	15.12.2013	15.10.2017

Please note that all other terms and conditions of the original sanction communicated vide PFC's letter dated 28-Jan-2005 shall remain unaltered.

Yours faithfully,

(VNBR Viswanadh P)
Officer (NER)

पंजीकृत कार्यालय : "ऊर्जानिधि", 1, बाराखंबा लेन, कनॉट प्लेस, नई दिल्ली - 110001 दूरभाष : 23456000 फैक्स : 011-23412545
Regd. Office : "Urjanidhi", 1, Barakhamba Lane, Connaught Place, New Delhi-110001 Phones : 23456000 Fax : 011-23412545
वैबसाईट / Website : www.pfcindia.com

Undertaking in term of enhancement of Term Loan No.78202005 from Rs.1739.68 crore to Rs.2239.68 crore

We hereby undertake that we will obtain approval of the Revised Project Cost Estimate from the CEA/MOP/any other Government authority, as applicable, and any communication from the approving authority on the project cost will be intimated to PFC.

The revision of Project related dated is as below:

Sl.	Milestone	Existing Schedule	Proposed Schedule
1.	Project completion date	31.05.2013	31.03.2017
2.	Loan closing date	30.11.2013	30.09.2017
3.	Repayment start date	15.12.2013	15.10.2017

The milestones given above are subject to the dates given in the Revised Cost Estimate (RCE) as approved by the relevant authority.

Authorised Signatory

(A. G. West Kharkongor)

निदेशक (वित्त)
Director (Finance)
नीपको लि., शिलांग-793003
NEEPCO. Ltd., Shillong-793003

50 Rs.

FIFTY RUPEES

दिल्ली DELHI

841937

Loan number: 78202005

MEMORANDUM OF AGREEMENT
BETWEEN
POWER FINANCE CORPORATION LIMITED
AND
NORTH EASTERN ELECTRIC POWER CORPORTATION LIMITED.

MEMORANDUM OF AGREEMENT

made the **26th** day of **July, 2005, BETWEEN POWER FINANCE CORPORATION LIMITED,** a Government Company, having its Registered Office at Chandra Lok Building, 36, Janpath, New Delhi – 110 001 (hereinafter referred to as "the Corporation" which expression shall, unless it be repugnant to the subject or context thereof, include its successors and assigns) of the one part and **NORTH EASTERN ELECTRIC POWER CORPORATION LTD.** incorporated under the Companies Act, 1956 having its Head/Registered Office at Brookland Compound, Lower New Colony, Shillong – 793 003 (hereinafter referred to "the Borrower" which expression shall, unless it be repugnant to the subject or context thereof, include its successors and assigns) of the other part.

Moa-78202005 1 Total1

बी० एस० बिष्ट/ B.S. BISHT
वरिष्ठ प्रबन्धक/ Sr. Manager
Legal & Documentation
पावर फाइनेंस कार्पोरेशन लि०/ P.F.C. Ltd.
चन्द्रलोक, 36 जनपथ, नई दिल्ली-1
Chandralok, 36 Janpath, New Delhi-1

General Manager (Finance)

WHEREAS the Borrower has undertaken execution and implementation of the Kameng Hydro Electric Project (4x150), in Arunachal Pradesh (hereinafter referred to as "the Project").

AND WHEREAS vide letter no. NEEPCO/ND/2004-2005/F-32/2429 dated 10.08.2004 by the borrower regarding financial assistance for Kameng H.E.P. (4x150) MW, involving a total cost of Rs. 2485.26 crores made an application to the Corporation for grant of a loan, to be utilized for putting through the Project.

AND WHEREAS the Corporation has sanctioned a loan of Rs. 1739.68 Crore (Rupees One Thousand Seven Hundred Thirty Nine Crore and Sixty Eight Lakhs) only, to the Borrower for the purpose of the execution of the said Project on the terms and conditions contained in the Corporation's letter dated 28th January, 2005, 31st May, 2005 and 26th July, 2005, to the Borrower conveying sanction of the loan and on the terms and conditions set out in the said letter and hereunder written.

AND WHEREAS the borrower has by its Resolution dated 17th day of July, 2005 passed at a meeting of its Board and has agreed to accept the said loan on the said terms.

AND WHEREAS according to one of the conditions of the loan the Borrower is required to create a first charge in favour of the Corporation on entire movable and immovable assets (save and except stocks and book debts), created/ to be created, of the Kameng H.E.P.(4x150) MW, for due repayment of principal and payment of interest, interest tax, as may be applicable from time to time, commitment charges, service charges and liquidated damages/penal interest, interest on unpaid interest and other expenses etc. thereon and/or any additional amount(s) that become payable under the agreement.

AND WHEREAS the Borrower has agreed to create a first charge in favour of the corporation on all immovable and movable assets created / to be created (save and except stocks and book debts), of the (4x150) MW, Kameng Hydro Electric Project, including plant, equipment, machinery tools and accessories etc. as described in

A. G. WEST
General Manager (Finance)
NEEPCO LTd., Shillong - 3

बी० एस० बिष्ट/ B.S. BISHT
वरिष्ठ प्रबन्धक/ Sr. Manager
एल ऐंड डी डॉक्यूमेंट/ Legal & Documentation
पी.एफ.सी. लिमिटेड/ P.F.C. Ltd.
चन्द्रालोक, 36 जनपथ, नई दिल्ली-1
Chandralok, 36 Janpath, New Delhi-1

Schedule annexed to this agreement, by way of Hypothecation and Mortgage for securing due payment by the Borrower of the loan and interest, interest tax, service charges, interest on unpaid interest/liquidated damages/ penal interest, other expenses etc. in the form prescribed by the Corporation.

NOW IT IS HEREBY AGREED BY AND BETWEEN THE PARTIES HERETO as follows:-

1. The Corporation will lend and advance to the Borrower the sum of Rs. 1739.68 Crore (Rupees One Thousand Seven Hundred Thirty Nine Crore and Sixty Eight Lakhs) only, on the terms and conditions set out in the Corporation's letter dated 28th January, 2005, 31st May, 2005 and 26th July, 2005, and on the terms and conditions herein set out. The said letters shall form part of this Agreement as Annexure-I as if fully set forth hereunder and all the terms and conditions set out in the said letter will be binding on the Borrower.

2. The Borrower shall repay to the Corporation the amount of the said loan with interest, interest tax, service charges, commitment charges, liquidated damages/penal interest, interest on unpaid interest/liquidated damages/penal interest etc. thereon and costs, charges, expenses, losses and other moneys, etc. in accordance with the terms and conditions set out in that behalf in the said letter dated 28th January, 2005, 31st May, 2005 and 26th July, 2005, of the Corporation. The Borrower shall make all payments of principal, interest, interest tax, service charges, commitment charges, liquidated damages/penal interest, interest on unpaid interest/liquidated damages/ penal interest, other expenses etc. to the Corporation at its Registered Office at New Delhi.

3. The Borrower shall implement the said Project and shall also adhere to and comply with all such amendments thereto as are approved by the Corporation.

4. The Borrower agrees and undertakes to complete the work in the manner and according to the time schedule envisaged in terms and conditions of sanction of loan.

5. The Borrower has represented to and assured the Corporation that the loan applied for and being granted by the Corporation to the Borrower is within the borrowing powers of the Borrower in accordance with the laws and bye-laws applicable to it and all

Moa-78202005 3 Total3

A. G. WEST
General Manager (Finance)
NEEPCO LTd., Shillong - 3

बी० एस० बिष्ट/ B.S. BISHT
वरिष्ठ प्रबन्धक/ Sr. Manager
विधि एवं प्रलेखन/ Legal & Documentation
नेशनल हाइड्रोइलेक्ट्रिक पावर कार्पोरेशन लि०/ NHPC Ltd.
36 जनपथ, नई दिल्ली-1
36 Janpath, New Delhi-1

formalities, required by the laws and bye-laws and rules regulating the work and conduct of the Borrower in respect of such borrowing have been fully complied with.

6. The Borrower has further agreed to create a first charge in favour of the Corporation in the manner indicated below:

   i. Hypothecation of all the immovable assets created/ to be created (save and except stocks and book debts), of the 4x150 MW, Kameng Hydro .Electric Project.

   ii. Mortgage of all immovable assets of 4x150 MW, Kameng Hydro .Electric Project created/ to be created under the loan.

   more specifically indicated in the schedule annexed to this agreement for due fulfillment of the obligations of the Borrower in terms of this Agreement and for due repayment of the principal amount and the interest, interest tax, service charges, commitment charges, liquidated damages/penal interest, interest on unpaid interest/liquidated damages/penal interest etc. thereon and costs, charges, expenses, losses and other moneys, etc.

7. The Borrower shall furnish to the Corporation such periodical returns of its workings and with regard to the utilization of the amount of the loan and the progress of the Project as may be required by the Corporation.

8. The Borrower shall make available for the inspection of the Corporation all its books of account and other books and documents maintained by it and/or required to be maintained by it under any law, bye-laws or rules of the Borrower and allow all facilities to the Corporation or any persons authorized by it for the purpose of carrying out such inspection. The Corporation shall have the right to inspect the Project and all the books of account, records and documents relating thereto at any time.

9. The Borrower agrees and undertakes to execute, sign, seal and deliver all documents, papers, acknowledgements and other writings as may be required by the Corporation at any time during the pendancy of this Agreement, more fully and effectively securing the moneys due and payable or to become due and payable by the Borrower to the Corporation in terms of these presents.

A. G. WEST
General Manager (Finance)
NEEPCO Ltd.

बी० एस० बिष्ट/ B.S. BISHT
वरिष्ठ प्रबन्धक/ Sr. Manager
एल एंड डी यूनिट/ Legal & Documentation
पावर फाइनेंस कार्पोरेशन लि०/ P.F.C. Ltd.
चन्दालोक, 36 जनपथ, नई दिल्ली-1
Chandralok, 36 Janpath, New Delhi-1

Moa-78202005 4 Total4

10. The Borrower must be and continue to be the owner and in physical possession of the Project at the time of disbursement of each installment of loan amount and till all the money due to the Corporation are fully liquidated by the Borrower.

11. The Borrower shall not transfer or abandon the Project at any stage without written consent of the Corporation. In case at any stage or on a future date, the Project is proposed to be transferred to any other organization or to be abandoned, the entire outstanding (e.g., principal, interest, interest tax, service charges, commitment charges, liquidated damages/penal interest, interest on unpaid interest/liquidated damages/penal interest etc.) due from the Borrower shall be paid to the Corporation before any such transfer is affected.

12. In the event of a default on the part of the Borrower or any breach of the terms and conditions of these presents, the Borrower shall be liable to pay to the Corporation all costs, charges and expenses incurred/to be incurred by the Corporation in connection with the negotiations for the Agreement and in respect of the Agreement including legal expenses incurred for realization/recovery of the outstanding dues.

13. The Corporation shall without prejudice to its other rights and remedies be entitled to recall the loan at any time before the due date for repayment thereof, if the Borrower fails to fulfill its obligations under this Agreement and/or in the event of its committing a breach of any of the terms thereof. The decision of the Managing Director of the Corporation as to whether a breach of the terms of this Agreement has been committed by the Borrower or not shall be final and binding on the Borrower.

14. Every notice, demand, request, consent, approval, waiver or agreement to be given or made hereunder shall, save as otherwise herein specifically provided, be in writing and in the English Language and shall be delivered by hand or sent by mail (Registered Post) or by telex or cable and shall be deemed to have been given and received, if delivered by hand, upon delivery, if sent by mail, the 3rd day (excluding Saturday, Sunday and other closed days) following the date of mailing, and if sent by telex or cable, the 2nd day (excluding Saturday, Sunday and other closed days) following the date of transmission. The mailing address, telex number and

A. G. WEST
General Manager (Finance)
NEEPCO LTd., Shillong - 3

बी० एस० बिष्ट/ B.S. BISHT
वरिष्ठ प्रबन्धक/ Sr. Manager
Legal & Documentation
R.E.C. Ltd.
36 Janpath, New Delhi-1

Moa-78202005 5 Total5

cable address of the Borrower and PFC for purposes shall respectively be :

for the BORROWER	for the Corporation
North Eastern Electric Power Corporation Ltd. Brookland Compound, Lower New Colony, Shillong - 793 003 Fax no: 0364-2228542	Power Finance Corporation Ltd. Chandra Lok Building, 36, Janpath, New Delhi-110001 Fax no: 011-23315822 New Delhi- 110 001

or such other mailing or cable address or telex number as to which the Borrower or PFC may, for itself from time to time notify the other as aforesaid.

15. This Agreement is executed in New Delhi and the loan will be advanced by the Corporation to the Borrower in New Delhi. Debt recovery tribunal / Civil Courts in Delhi/New Delhi alone shall have the exclusive jurisdiction to entertain any suit or matter arising out of this Agreement.

A. G. WEST
General Manager (Finance)
NEEPCO LTd., Shillong - 3

बी० एस० बिष्ट/ B.S. BISHT
वरिष्ठ प्रबन्धक/ Sr. Manager
एल एंड डी डॉक्यूमेंट/ Legal & Documentation
पावर फाइनेंस कारपोरेशन लि०/ P.F.C. Ltd.
चन्द्रलोक, 36 जनपथ, नई दिल्ली-1
Chandralok, 36 Janpath, New Delhi-1

Moa-78202005 6 Total6

IN WITNESS whereof the parties hereto have executed these presents the day, month and year first herein above written.

SIGNED AND DELIVERED BY
on behalf of **NORTH EASTERN ELECTRIC POWER CORPORATION LTD.**

Signature :
Name & Designation :
Address :

A. G. WEST
General Manager (Finance)
NEEPCO LTd., Shillong - 3

in the presence of
Signature
Name & Designation S. K. DAS, Sr. Mgr(I)/Consultant
Address NEEPCO, N. Delhi.

SIGNED AND DELIVERED BY
on behalf of **POWER FINANCE CORPORATION LIMITED**

Signature
Name & Designation
Address

बी० एस० बिष्ट/ B.S. BISHT
वरिष्ठ प्रबन्धक/ Sr. Manager
विधि एवं प्रलेखन/ Legal & Documentation
पी.एफ.सी. लि० / P.F.C. Ltd.
नई दिल्ली-1
Jeevan Bharti, New Delhi-1

in the presence of
Signature
Name & Designation
Address V. S. Bisht
DGM CPA-ER (& NER)
PFC

Moa-78202005 7 Total7

SCHEDULE ABOVE REFERRED TO

1.0 Whole of the movable properties, present and future, of the Borrower's (4x150) MW, Kameng Hydro .Electric Project, created by implementation of the project and any replacement thereof in future, including **Power plant and equipments, tools & plant and electro-machanical equipments** , etc., and all movable equipment and machinery, machinery spares, tools and accessories and other movables, (save and except stocks and book debts) whether installed or not and whether now lying loose or in cases or which are not lying or stored in or about or shall hereafter from time to time during the continuance of the security of these presents be brought into or upon or be stored or be in or about the borrower's factories, premises and godowns or wherever else the same may be or be held by any party to the order or disposition of the borrower or in the course of transit or on high seas or on order, or delivery, howsoever, and wheresoever in the possession of the borrower and either by way of substitution or addition and

2.0 Whole of the immovable properties, present and future, of the Borrower's (4x150) MW, Kameng Hydro .Electric Project including Land & Buildings, Project Township, Dams, Power House etc.

A. G. WEST
General Manager (Finance)
NEEPCO LTd., Shillong - 3

बी० एस० बिष्ट/ B.S. BISHT
वरिष्ठ प्रबन्धक/ Sr. Manager
एल ऐंड डी यूनिट/ Legal & Documentation
पी.एफ.सी. कार्पोरेशन लि०/ P.F.C. Ltd.
चन्द्रालोक, 36 जनपथ, नई दिल्ली-1
Chandralok, 36 Janpath, New Delhi-1

Moa-78202005 8 Total8

पावर फाइनेंस कारपोरेशन लिमिटेड
POWER FINANCE CORPORATION LTD.
(भारत सरकार का उपक्रम) (A Govt. of India Undertaking)

No. 3:04:NEEPCO:Kameng:78202005:II *May 31, 2005*

Chairman & Managing Director
NEEPCO,
Brookland Compound,
Lower New Colony,
Shillong – 793 003 Fax No. 0364 – 2505776

Sub.: Loan No. 78202005 : Kameng H.E.P. (4x150 MW), Arunachal Pradesh – Amendment in Terms & Conditions of sanction.
Ref : PFC sanction letter no. 3:04:NEEPCO:Kameng:I, dated 28.01.05.

Dear Sir,

This has reference to the above. In this regard please be informed that the clause no. 4.1 of the Terms & Condition of sanction attached with the sanction letter of the subject loan is amended as follows :

Existing clause

4.1 Commitment Charges

The Borrower will ..... till the date of drawl of loan by the borrower.

The drawl schedule once submitted shall be final and no revision shall be allowed in the drawl schedule.

Amended clause

4.1 Commitment Charges

The Borrower will ..... till the date of drawl of loan by the borrower.

The borrower is allowed prospective revision in the drawl schedule upto a maximum of two times during the currency of loans

All other Terms & Conditions of the loan sanction shall remain the same.

Inconvenience caused due to the above is highly regretted.

Thanking you,

Yours faithfully,
for **Power Finance Corporation Ltd.**

(V.S. Bisht)
DGM & Co-ordinator (NEEPCO)

A. G. WEST
General Manager (Finance)

बी० एस० बिष्ट/ B.S. BISHT
वरिष्ठ प्रबन्धक/ Sr. Manager
एल ऐंड डी डॉक्यूमेंट/ Legal & Documentation
पावर फाइनेंस कार्पोरेशन लि०/ P.F.C. Ltd.
चन्द्रलोक, 36 जनपथ, नई दिल्ली-1
Chandralok, 36 Janpath, New Delhi-1

Copy to:
1. GM (L&D), PFC
2. AGM.(LD&R), PFC

Annexure - I

पावर फाइनेंस कारपोरेशन लिमिटेड
POWER FINANCE CORPORATION LTD.
(भारत सरकार का उपक्रम) (A Govt. of India Undertaking)

No. 3:04:NEEPCO:Gen:Vol-I *July 26, 2005*

To
The Chairman & Managing Director
NEEPCO,
Brookland Compound,
Lower New Colony,
Shillong – 793 003 Fax No. 0364 – 2505776

Sub : Reduction in rebate for timely repayment.

Dear Sir,

Kindly refer to the sanction letter(s) for the following schemes sanctioned by PFC for implementation of various projects:

Sl. No.	No. of Loan	Loan Amount (Rs. Crs.)	Date of Sanction	Name of the Project
1.	78201001	552.36	12.01.05	Tripura Gas Based Power Project (280 MW)
2.	78202005	1739.68	28.01.05	Kameng HEP (4x150 MW)
3.	78202001	130.00	7.04.99	Ranganadi HEP (4x150 MW)
4.	78202003	130.00	29.08.01	Ranganadi HEP (4x150 MW)
5.	78202004	50.85	17.01.01	Doyang HEP (3x25 MW)

As you are aware, PFC has revised its interest rates policy with effect from 1st July, 2005 and the rebate for timely repayment has also been reduced from 0.5% to 0.25% with effect from i.e. 1.7.2005 (for details please refer to our circular letter no. 4:7:Policy:2005-06/State & Central dated 11th July, 2005 addressed to you).

Consequent to the above, please be informed that the clause no. 2 of the terms and conditions annexed with the sanction letter(s) pertaining to the rate of interest, stands suitably modified and the rebate of 0.25% shall be applicable for the aforesaid schemes with effect from 01.07.2005 as per revised PFC policy.

You are requested to kindly note the above and send your acceptance in respect of the above by signing a duplicate copy of this letter annexed herewith.

Thanking you,

Yours faithfully,
for **Power Finance Corporation Ltd.**

(V.S. Bisht)
DGM (PA-ER&NER) &
Co-ordinator (NEEPCO)

बी. एस. बिष्ट / B.S. BISHT
वरिष्ठ प्रबंधक / Sr. Manager
एल ऐंड डी / Legal & Documentation
पावर फाइनेंस कारपोरेशन लि. / P.F.C. Ltd.
चन्द्रलोक, 36 जनपथ, नई दिल्ली-1
Chandralok, 36 Janpath, New Delhi-1

General Manager (Finance)
NEEPCO Ltd., Shillong - 3

पावर फाइनेंस कारपोरेशन लिमिटेड
POWER FINANCE CORPORATION
(भारत सरकार का उपक्रम) (A Govt. of India Unde

Loan No. 78202005
January 28, 2005

No. 3:04:NEEPCO:Kameng:I

Chairman & Managing Director
NEEPCO,
Brookland Compound,
Lower New Colony,
Shillong – 793 003 Fax No. 0364 – 2505776

Kind Attention Shri S. C. Sharma

Sub.: Financial assistance for Kameng H.E.P. (4x150 MW), Arunachal Pradesh – Loan No. 78202005.

Dear Sir,

With reference to your proposal vide letter No. NEEPCO/ND/2004-2005/F-32/2429 dated 10.08.2004 regarding financial assistance for **Kameng H.E.P. (4x150 MW)**, involving a total cost of Rs. 2485.26 crores, we are pleased to advise that we are generally agreeable to advance loan of **Rs. 1739.68 crores (Rupees One Thousand Seven Hundred Thirty Nine Crores and Sixty Eight Lakhs only)** for the project. The loan shall be subject to the 'Terms & Conditions' (T&C) given in the Attachment to (this) sanction letter and also such further terms and conditions as laid down in the form of 'Memorandum of Agreement' (MoA) to be executed by PFC and NEEPCO.

We request you to communicate your acceptance within one month from the date of this letter, to avail the above loan on the said terms and conditions.

The following documents (in the prescribed formats) shall be required at the time of execution/disbursement of loan as per policy applicable:

(a) Documents required at the time of execution/signing of loan documents:

i) Extract of Board Resolution, duly attested by the Company Secretary, accepting the loan on the terms & conditions of PFC and authorizing officer to accept and agree to said terms & conditions and execute the relevant loan documents/undertaking etc.
ii) Specimen signatures of authorized signatory duly attested by the Company Secretary.
iii) Certificate from the borrower, in the prescribed format, that the borrower has received a copy of Operational Policy Statement (OPS) of PFC and confirming that the borrower is aware of the terms and conditions of OPS which shall also apply to this loan.
iv) Certificate of compliance of loans, bye laws etc. applicable to the borrower to be issued by the Company Secretary, as the case may be.
v) Certificate in the prescribed format that the borrower shall continue to be the owner and in physical possession of the project till the outstanding loan amount is fully liquidated.
vi) Resolution under section 293(1)(a) and 293(1)(d) of the Companies Act 1956, duly attested by Company Secretary.
vii) Certificate from the Company Secretary/Statutory Auditor that the borrowing is within the borrowing limit of NEEPCO, with details thereof.

Contd.....2

B.S. BISHT
Sr. Manager
Project Development
Power Fin. Corp. Ltd.

General Manager
NEEPCO Ltd., Shillong

viii) Option letter in the prescribed format, whereby the borrower either opts to pay commitment charges or upfront fee as per clause 4.1 of the terms & conditions.

ix) Quarter-wise drawl schedule.

(b) Documents required at the time of disbursement of loan:

i) Tripartite Escrow Agreement in the prescribed format.

ii) Materials and equipment schedule, in the prescribed format, for the project/scheme to be financed under the loan

In addition to above, the borrower shall furnish all other documents as may be required in terms of loan.

Kind attention is invited to clause 16.0 of Terms & Conditions of sanction, which read as under:-

"The sanction of loan accorded in terms of the sanction letter will stand cancelled if the Borrower fails to execute the complete documents (i.e., MoA alongwith documents required before or at the time of execution of MoA) within a period of six months from the date of sanction letter. The Corporation may, in exceptional cases, agree to extend the aforesaid period of six months, for such further period as it may deem appropriate if the Borrower makes an application to the Corporation before expiry of initial six-months period, duly supported by the reasons for such extension."

A. G. WEST
General Manager (Finance)
NEEPCO Ltd., Shillong - 3

Thanking you,

Yours faithfully,
for Power Finance Corporation Ltd.

(V.S. Bisht)
DGM (PA-ER&NER) &
Co-ordinator (NEEPCO)

Enclosed : A/a

वी. एस. बिष्ट/ V. S. BISHT
वरिष्ठ प्रबन्धक/ Sr. Manager
एल एंड डी यूनिट/ Legal & Documentation
पावर फाइनेंस कॉर्पोरेशन लि०/ P.F.C. Ltd.
चन्द्रलोक, ... जनपथ, नई दिल्ली-1
Chandralok, 36 Janpath, New Delhi-1

ATTACHMENT TO THE SANCTION LETTER FOR LOAN NO. 78202005

TERMS AND CONDITIONS OF SANCTION

1.0 AGREEMENT

1.1 The Borrower shall execute a Memorandum of Agreement (MOA) in the form prescribed by the Power Finance Corporation Ltd. (the Corporation) for the purpose and submit all other documents as required within six months of the date of letter of sanction of loan.

1.2 The Memorandum of Agreement shall not be executed in case the borrower has been declared a defaulter by PFC.

2.0 RATE OF INTEREST

2.1 The Borrower shall pay interest on the said loan at the rate of interest *prevailing* on the date of each disbursement applicable for Mega generation loans as per PFC policy ***(presently, it is 7.25% per annum upto commissioning of the first unit, thereafter it would be 7.00 % per annum#)*** alongwith interest tax at the rate applicable from time to time. The interest in favour of the Corporation shall begin to accrue from the date of payment/issue of cheque by the Corporation. The instalment of interest and interest tax will be payable quarterly ***on 15th day of April, 15th day of July, 15th day of October and 15th day of January every year*** after commencement of disbursement. The amount of interest and interest tax payable will be calculated at the above rates upto the date immediately preceding the due date of payment i.e. 14th day of the month on the amount disbursed/outstanding upto the last day of the preceding month. **Computation of interest shall be made on a daily basis using 365 days factor.**

The reduction in rate shall be made from the date of receipt of intimation in PFC in regard to commissioning of the first unit or the actual date of commissioning, whichever is later; provided that if intimation is received within 5 (five) working days from actual commissioning of the unit, the reduction shall be given w.e.f. from the date of commissioning.

2.2 Notwithstanding anything stated hereinabove, the Corporation shall be at liberty and have the right to revise the rate of interest on the loan amount or part thereof yet to be disbursed by giving prior written notice to the Borrower of such revision. The revised rate shall take effect from such date as may be specified by the Corporation in this behalf.

2.3 **Interest Reset:** Notwithstanding anything herein above, the Corporation shall have a right to reset the rate of interest with put option, at the end of every third year beginning with the date of first disbursement. Interest reset, if exercised by the Corporation, shall apply from the standard due date immediately following the end of 3rd year period. In case where the Borrower does not agree to so revised interest rate for upward revision, the Borrower shall have the option to prepay the entire loan outstanding amount without payment of premium.

A.G. [illegible]
General Manager (Finance)
NEEPCO Ltd., Shillong - 3

B.S. BISHT
Sr. Manager
Documentation

5.2 The penal interest charged from borrowers shall be subject to the rebate of different rates, provided the repayment of dues is received in the following manner :-

a) In case the payment is received within one month of the date on which the repayments became due, 50% of the penal interest due from the date of default till the date of receipt, shall be allowed as rebate;

b) In case the payment is received within two months of the date on which the repayments became due, 30% of the penal interest due, from the date of default till the date of receipt shall be allowed as rebate;

c) In case the payment is received within three months of the date on which the repayments became due, 10% of the penal interest due from the date of default till the date of receipt, shall be allowed as rebate; and

d) No rebate shall be given in penal interest in case of default of over three months.

5.3 The Borrower shall pay on demand all costs, charges, expenses, losses and other moneys that may be incurred by the Corporation, in connection with remittance/receipt of moneys to or to the order of or from the borrower, or in connection with protecting and/or enforcing the rights of the Corporation under the Memorandum of Agreement and/or Guarantee Deed and/or any other document for the loan in question. The decision of the Corporation with regard to the amount/loss incurred on these, shall be final and binding on the Borrower.

6.0 **APPROPRIATION OF AMOUNT PAID BY THE BORROWER:**

6.1 The money paid by the Borrower shall be appropriated in the following order:

a) Costs, charges, expenses, losses and other moneys;
b) Interest on penal interest, costs, charges, expenses and other moneys;
c) Penal Interest;
d) Commitment Charges;
e) Interest/interest tax;
f) Repayment of prinicpal in the order of the occurence of the dues; and lastly,
g) Prepayment of principal.

7.0 **ALL PAYMENTS TO BE REALISEABLE AT PAR IN NEW DELHI :**

7.1 The Borrower shall so arrange that the amounts due and payable to the Corporation are realiseable by the corporation at par on the due dates of the relevant payments in New Delhi.

8.0 **MAINTENANCE OF ACCOUNTS AND AUDIT**

8.1 The Borrower shall maintain proper accounts and other records and prepare annual accounts including the profit and loss account and the balance sheet in the forms and manner prescribed under the Electricity Supply Act, 1948 or any other statute as applicable. The Borrower shall furnish to the Corporation the unaudited annual accounts, within six months and audited accounts within one year of the close of the year to which the accounts relate.

A. G. WEST
General Manager (Finance)
NEEPCO Ltd., Shillong - 3

बी० एस० बिष्ट/ B.S. BISHT
वरिष्ठ प्रबंधक/ Sr. Manager
Legal & Documentation
पावर फाइनेंस कार्पोरेशन लिमिटेड/ P.F.C. Ltd.
34 जनपथ, नई दिल्ली-1
34, Janpath, New Delhi-1

9.0 INSPECTIONS

9.1 It would be open to the corporation to depute its officers and other staff/nominees for inspection of the matters relating to this loan and its purposes and the inspecting staff shall have access to such books, records and stores of the Borrowers as will be deemed necessary by the inspecting staff/nominees. The Borrower shall allow all facilities to the inspecting officers/nominees for the purpose of carrying out such inspection and render such explanation or elucidation as may be required by the Corporation and or its nominees and allow the taking of any copies of/or extracts therefrom.

10.0 REPORTS:

10.1 The Borrower shall also furnish to the Corporation such reports on its working, either in general or in specific relation to this loan, in the manner as may be prescribed by the Corporation from time to time.

10.2 The Borrower shall furnish to the Corporation a report on the utilisation of this loan and on this physical progress of the project/programme in the manner and within the period as may be prescribed by the Corporation.

10.3 The Borrower shall prepare a completion report and forward the same to the Corporation within six (6) months of completion of the project.

11.0 GUARANTEES AND SECURITY

11.1 The loan shall be guaranteed fully, unconditionally and irrevocably by first charge on the entire assets (movable and immovable) of the project (Kameng HEP) to be created from the proposed loan, save and except stocks and book debts as per PFC policy.

11.1.1 **Creation of additional security :** The Borrower undertakes that if, at any time during the subsistence of this Agreement, the Corporation is of the opinion that the security provided by the Borrower has become inadequate to cover the balance of the loans then outstanding, the Borrower shall provide and furnish to the Corporation additional security as may be acceptable to the Corporation to cover such deficiency.

11.1.2 **Registration of charge :** The Borrower shall have the particulars of charge registered with the Registrar of Companies (RoC) as per the Companies Act within stipulated time, and shall submit a certificate from the RoC certifying the registration of charge.

11.2 **Escrow Account as per PFC policy.** The escrow account already opened by NEEPCO in case of earlier PFC loan would be required to be enhanced for the entire pendency of the loan repayment period, to the satisfaction of PFC.

12.0 UTILISATION OF LOAN AND COMPLETION OF PROJECT :

12.1 The Borrower shall ensure that the equipments/materials for which the loan is obtained from the Organisation are utilised for the implementation of the project.

General Manager (Finance)
NEEPCO Ltd., Shillong-3

बी० एस० बिष्ट/ B.S. BISHT
वरिष्ठ प्रबंधक/ Sr. Manager
Documentation

12.2 The Borrower shall not raise borrowings from any other sources for meeting any part of the cost of equipments/materials/works financed through this loan.

12.3 The Borrower shall take all necessary steps to ensure that the project is completed as envisaged in the manner and according to the time schedule envisaged, i.e. by the end of *December 2009.* *

* *Could be reviewed and changed at the time of execution of loan documents*

12.4 The procurement by the borrower of the equipment and material agreed to be financed by Corporation shall be done in accordance with the procedure laid down/ mutually agreed by the Corporation and shall be agreed between borrower and the Corporation before or at the time of signing of loan agreement. Such procurement procedure may be either as laid down by the Corporation or as applicable by the International Financial Institution whose loan proceeds may be intended to be availed under the loan or the procurement procedure is being followed by the borrower in case it is acceptable to PFC.

12.5 The borrower shall furnish a completion report on the successful completion of the project within six (6) months of the commercial operation of the project/schemes as per format prescribed by the Corporation.

13.0 DRAWAL OF LOAN

13.1 The Borrower shall before the disbursement of the loan sanctioned, furnish to the Corporation a schedule in the prescribed form containing complete details of the equipments/materials ordered/supplied and/or civil/erection work completed/to be completed for which the payments are required to be made or to become due.

13.2 The Borrower shall have to submit its application for drawal of the loan duly supported by the certificates and documents as required by the Corporation.

13.3 The loan shall be disbursed according to the disbursement procedure of the Corporation, as modified/amended from time to time and/or as mutually agreed. Normally disbursement will be made on the basis of the standard equipments/materials ordered / supplied as required for the completion of the project/programme and payment for these equipments/materials becoming due by the Borrower to the supplier(s) concerned and also in respect of the civil/erection works completed/to be completed for implementation of project/programme through any agency(ies) engaged for the purpose.

13.4 For specific type of loans or sub-projects or loan arrangements tailor made disbursement/reimbursements procedures would be evolved in consultation with the borrower and shall be followed on both sides.

13.5 If desired by the Borrower, the Corporation may make an advance payment as per the disbursement procedure of the Corporation on completion of necessary loan documents. (the certificate/proof, as may be needed by the Corporation, in regard to utilisation of advance will be submitted by borrowers within six months of the drawl or in such time frame as agreed to by the Corporation).

General Manager (Finance)
NEEPCO Ltd., Shillong-3

B.S. Bisht
Sr. Manager
Legal & Documentation
P.F.C. Ltd.
Chandrakot, Sector-1, New Delhi-1

13.6 The Corporation shall not be liable for any charge whatsoever for which the Borrower may become liable due to delayed payment in respect of the equipments/materials ordered/supplied or in respect of civil/erection works executed through the agency(ies) engaged.

13.7 The borrower shall draw the loan as per drawal schedule and the closing date of loan shall be *30th June 2010* * or as such, other date as may be agreed to by the Corporation.

* *Could be reviewed and changed at the time of execution of loan documents*

13.8 Claims for expenditure incurred from *10th August 2004* shall be admissible against this loan.

14.0 SUPERVISION AND MONITORING:

14.1 The Corporation would monitor the progress of project/scheme financed by it. In this respect:

a) the borrower shall furnish periodic progress reports on the formats, as defined by the Corporation or as agreed and intimated to the borrower;

b) the borrower shall provide full cooperation and access to the officials of the corporation for monitoring through visits to Project related sites, stores as well as the Head Quarters of the borrowers. The borrower shall also provide documents as may be deemed necessary for assessing the physical as well as financial progress of the project.

In case the Corporation is not satisfied with the progress of the project/scheme financed or the utilisation of financial assistance provided, it may resort to remedial measures as stipulated in the clause DEFAULT hereunder.

General Manager
NEEPCO Ltd., Shillong-3

15.0 DEFAULTS

15.1 In case it is found to the satisfaction of the Corporation, which shall be final and not questioned, that the amount already disbursed has not been properly and effectively utilised by the Borrower for the project/programme and/or the progress achieved in the implementation of the project/programme or compliance of any of the condition(s) of this loan is considered to be not satisfactory, the Corporation shall have absolute discretion at any time to suspend, reduce, cancel, alter or delay disbursement of said loan and/or instalments in any manner and may decline to disburse any and/or all the remaining instalments without assigning any reason thereof, to the Borrower and without being liable for any losses or damages.

15.2 If the Borrower defaults in the payment of principal or interest or any other payment required under the loan agreement, the Corporation, at its option, may by notice to the Borrower and to the guarantor, declare the principal of the loan than outstanding to be due and payable immediately together with the interest and other charges thereon, and on such declaration such principal, together with the interest and other charges thereon, shall become due and payable immediately.

वरिष्ठ प्रबन्धक
Chandra ... 36 जनपथ, नई दिल्ली-1
... Janpath, New Delhi-1

VALIDITY PERIOD OF SANCTION

The sanction of loan accorded in terms of the sanction letter shall stand cancelled if the Borrower fails to *execute* the complete documents (i.e., MOA alongwith documents required before or at the time of execution of MOA) within a period of *six months* from the date of sanction letter. The Corporation may, in exceptional cases, agree to extend the aforesaid period of six months, for such further period as it may deem appropriate if the Borrower makes an application to the Corporation before expiry of initial six-month period, duly supported by the reasons for such extension.

17.0 SALE/TRANSFER/ABANDONING OF THE PROJECT BY THE BORROWER

17.1 The Borrower must be and continue to be the owner and in physical possession of the project at the time of execution of Memorandum of Agreement, disbursement of each instalment of loan amount and till all the moneys due to the Corporation are fully liquidated by the Borrower.

17.2 The Borrower shall not transfer or abandon the project at any stage without written consent of the Corporation. In case at any stage or on a future date, the project is proposed to be transferred to any other organisation or to be abandoned, the entire outstanding eg (principal, interest, interest-tax, service charges, commitment charges, penal interest, interest on penal interest etc.) due from the Borrower shall be paid to PFC before any such transfer is affected.

18.0 MISCELLANEOUS PROVISIONS :

18.1 The Borrower shall be bound to follow and give effect to all instructions/ recommendations of the Corporation.

18.2 The said loan shall also be subject to such further terms and conditions as may be laid down in the form of agreement to be executed by the Borrower.

18.3 Notwithstanding the various terms and conditions hereinabove mentioned the Borrower has been given a copy of the Operational Policy Statement(OPS) of PFC and amendments/modifications thereto, for such financial assistance or assistances, and the Borrower is fully aware of the various terms and conditions set out therein which shall apply mutatis-mutandis to this loan as if fully set forth herein and all the provisions set out in the OPS shall be binding on the borrowers. Further the Borrower shall also take note of and comply with any change/revision/modification/ amendments that may be made subsequently and notified by PFC.

18.4 The Corporation shall recover interest tax, if applicable, from the borrower at the applicable rate under Interest Tax Act, 1974.

18.5 The borrower shall during the currency of loans bear all such imposts, duties and taxes or any other charges as may be levied from time to time by the Govt. or other authority.

18.6 On premature repayment of loan, the existing policies of the corporation in this regard would be applicable.

वरिष्ठ प्रबंधक/ Sr. Manager
विधिक एवं प्रलेखन/ Legal & Documentation
पावर फाइनेंस कार्पोरेशन लि./ P.F.C. Ltd.
चन्द्रलोक, 36 जनपथ, नई दिल्ली-1
Chandralok, 36 Janpath, New Delhi-1

General Manager
NEEPCO Ltd., Shillong

9.0 SPECIAL TERMS AND CONDITIONS

The loan shall be subject to the following additional conditions:

9.1 The year wise tranches of loan to be accounted for sanction in respective year shall be as follows:

Year	Sanction amount to be taken into account (Rs. Crores)
2004-05	10.00
2005-06	600.00
2006-07	800.00
2007-08	329.68
Total	1739.68

However, for the loan execution purpose the total sanction of Rs. 1739.68 crores shall be considered.

****

A. G. WEST
General Manager (Finance)
NEEPCO LTd., Shillong - 3

बी० एस० बिष्ट/ B.S. BISHT
वरिष्ठ प्रबन्धक/ Sr. Manager
एल एंड डी यूनिट/ Legal & Documentation
पावर फाईनेन्स कार्पोरेशन लि०/ P.F.C. Ltd.
चन्द्रलोक, 36 जनपथ, नई दिल्ली-1
Chandralok, 36 Janpath, New Delhi-1

नॉर्थ ईस्टर्न इलेक्ट्रिक पावर कॉरपोरेशन लिमिटेड

(भारत सरकार का उद्यम)

NORTH EASTERN ELECTRIC POWER CORPORATION LTD
(A Government of India Enterprise)

ए.जी.वेस्ट
A.G.WEST
महाप्रबंधक(वित्त)
General Manager (Finance)

NEEPCO/FIN/PFC/KaHEP/147(B)/ 167

Date 22/7/05

The Power Finance Corporation Ltd.
Chandralok, 36,
Janpath, New Delhi 110001

Sub: Loan no. 78202005 regarding financial assistance for Kameng HEP (4x150MW) : DRAWL – SCHEDULE

Dear Sirs,

Amount Rs. in crores

Sl.No	Year of Drawl	Total Amount	Quarters			
			Ist.	IInd.	IIIrd.	IVth.
1	2006-07	148.52			59.41	89.11
2	2007-08	540.69	131.98	107.99	180.43	120.29
3	2008-09	730.36	207.55	169.81	141.20	211.80
4	2009-10	320.12	114.27	100.12	42.29	63.44
Total		**1739.68**	**453.80**	**377.92**	**423.33**	**484.64**

Yours faithfully

For and behalf of North Eastern Electric Power Corporation Ltd.

(A.G.WEST)
Gneral Manager (Finance)

(V.S. BISHT)
DGM-(MERKANDR)

लोअर न्यू कॉलोनी,शिलांग–793003 **Lower New Colony, Shillong 793 003,**
Phone no. (0364) 2228779 Fax no. (0364) 2228542

A. G. WEST
General Manager (Finance)
NEEPCO LTd., Shillong - 3

डी.एस. बिष्ट/ D.S. BISHT
वरिष्ठ प्रबन्धक/ Sr. Manager
लीगल एंड डी यूमिंट/ Legal & Documentation
पॉवर फाइनेंस कार्पोरेशन लिमि./ P.F.C. Ltd.
चन्द्रलोक, 36 जनपथ, नई दिल्ली-1
Chandralok, 36 Janpath, New Delhi-1

Get Listed
Corporate and Other Info
Disclosures
Corporates Filings
Compliance
Listing Centre
Circulars to Listed Companies
Downloads
Compliance Calender
Revocation of suspension
Details of Non Compliance
Companies Eligible for Offer for Sale
FAQs on Business Responsibility Report
Compulsory Delisting New
Companies Suspended for more than 7 years
Historical Data

BSE Fees Schedule

Listing Fees

SCHEDULE OF LISTING FEES FOR THE YEAR 2017-18

Annual/Further Listing Fee – Equity Segment

Particulars	Amount (in Rs.)
Initial Listing Fee	Rs.20,000
Listed Capital (In Rs. Crs)	Annual Listing Fees (In Rs.)*
Upto 100 Crore	Rs.250,000
Above 100 Crore and upto 200 Crore	Rs.300,000
Above 200 Crore and upto 300 Crore	Rs.375,000
Above 300 Crore and upto 400 Crore	Rs.450,000
Above 400 Crore and upto 500 Crore	Rs.600,000
Above 500 to 1000	Rs.6,05,000/- and an additional listing fees of Rs.3,530/- for every increase of Rs.5 crores or part thereof above 500 crore in the paid up share capital
Above 1000 to 2000	Rs.9,90,000/- and an additional listing fees of Rs.3,930/- for every increase of Rs.5 crores or part thereof above 1,000 crore in the paid up share capital.
Above 2000 to 3000	Rs.10,00,000/- and an additional listing fees of Rs.4,270/- for every increase of Rs.5 crores or part thereof above 1,000 crore in the paid up share capital.
Above 3000	Rs.10,20,000/- and an additional listing fees of Rs.3910/- for every increase of Rs.5 crores or part thereof above 1,000 crore in the paid up share capital.

*Plus Applicable Service Taxes

Note:

- The capital to be considered for the above schedule includes equity shares, preference shares, Indian Depository Receipts, Fully convertible debentures, partly convertible debentures and any other security convertible into equity shares.
- In case of debenture capital (not convertible into equity shares) listed prior to April 1, 2017, the fees applicable will be 75% of the above fees.
- Fees are applicable for the full year.

Fees for Privately Placed Debt Securities

Particulars	Amount
Initial Listing fee	Rs. 20,000
Listing Processing Fees (*applicable only to Private Companies*)	Rs. 4,500 per ISIN
Annual Listing Fee(Chargeable Per ISIN):	
Issue size upto Rs.5 Crs.	Rs.2,500
Above Rs.5 Crs. and upto Rs.10 Crs.	Rs.3,750
Above Rs. 10 Crs. and upto Rs. 20 Crs	Rs.7,500
Above Rs. 20. Crs.	Additional fee of Rs. 200 for every increase of Rs. 1 Cr or part thereof above Rs. 20 Crs. Subject to a maximum of Rs. 30,000 per instrument.

Cap on the annual listing fee of debt instruments per issuer is Rs. 5,00,000 per annum.

Fees for SME Segment

The Annual Fees is Rs 25,000/- or 0.01% of full market capitalization, whichever is higher. The basis of calculation of Market Capitalization will be the closing price as on 31st March or the last day of trading in the financial year.

Fees for Mutual Fund Segment

Particulars	Amount

Fees and charges to Issuers (updated as on December 26, 2016) – NSDL

Sr No.	Service Offered	Charges/fees (amount) Rupees
1	Distribution of non-cash corporate benefits:	
	Corporate Actions - For debit or credit to accounts	Rs. 10 /- per record, subject to minimum Rs. 1,000/- per corporate action
	Issue of commercial paper and short term debt instruments	Rs.10, 000/- for five issues.Additional fee of Rs.10,000/- for every additional five issues
	Debit or credit to accounts for Mutual Funds Units (TRASE)	Rs. 10 per record subject to a minimum fee of Rs. 500 on quarterly basis.
2	One time Custody Fee (Not applicable w.e.f November 1, 2011)	0.05% plus service tax on market capitalization If an Issuer has opted to pay the aforesaid one time custody fee till October 31, 2011, it will also be required to agree to pay on the newly issued shares, a one time custody fee at the rate of 0.05% (five basis points) on the value of shares calculated on the basis of issue price of newly issued shares. The Issuer shall not be required to pay any one time custody fee on any subsequent issue of bonus shares by the company.
3	Annual Custody Fee (Not applicable for Government Securities)	Rs. 11 per folio subject to minimum amount as below:

Nominal value of admitted securities	Amount
UptoRs. 5 crore	Rs. 9,000
Above Rs. 5 crore and uptoRs. 10 crore	Rs. 22,500
Above Rs. 10 crore and uptoRs. 20 crore	Rs. 45,000
Above Rs. 20 crore	Rs. 75,000

The fee will be based on average number of folios (ISIN positions except temporary ISINs) during the previous financial year. Average number of folios (ISIN positions) will be arrived at by dividing the total number of folios (ISIN positions) for the entire previous financial year by the total

NSDL fees

Sr No.	Service Offered	Charges/fees (amount) Rupees	
		numberof working days in the said previous financial year. In case the issued capital or ISIN positions increase during the financial year due to issue of further shares, by way of public offer, the custody fee would be charged on a pro-rata basis, at the time of such issue.	
4	Joining Fee for unlisted companies		
	For an issuer of unlisted securities	Rs.30,000/-	
	In case of delisting of securities from stock exchanges	Rs. 20,000/-	
5	Non-extinguishmentof debt securities	Rs. 100/- per ISIN per day	
6	Verification of BO IDs for IPOs, right issues, etc.	Rs. 2 per record subject to minimum fee based on issue size as below:	
		Issue Size (In Rs.)	Amount (in Rs.)
		Upto 10 crore	Rs. 10,000/-
		Above 10 crore and upto 100 crore	Rs.25,000/-
		Above 100 crore and upto 1000 crore	Rs. 50,000/-
		Above 1000 crore	Rs. 1,00,000/-
7	BENPOS download (Periodic BENPOS free on every Friday, Quarter end and statutory)	Upto 10,000 records - Rs. 5,000/- per BENPOS Above 10,000 records- Rs. 10,000/- per BENPOS	
8	Change of RTA	Rs. 5,000/-	
9	Providing daily holdings and transactions in respect of promoters/promoter groups for system driven disclosure	Annual fee based on Nominal Value of securities admitted (Rs.)	Amount
		UptoRs. 5 crore	Rs. 6,000

Sr No.	Service Offered	Charges/fees (amount) Rupees	
		Above Rs. 5 crore and uptoRs. 10 crore	Rs. 15,000
		Above Rs. 10 crore and uptoRs. 25 crore	Rs. 20,000
		Above Rs. 25 crore and uptoRs. 100 crore	Rs. 30,000
		Above Rs. 100 crore	Rs. 50,000
10	Conversion of LOA to long term debentures	Rs. 1,000/- per ISIN	
11	Special processing charges for online corporate actions	Rs. 10 per record Subject to minimum of Rs. 1000/- and maximum of Rs. 10,000 per corporate action	
12	Corporate Action (Buy Back)		
	Open market buy back (one time)	Rs. 2,000/-	
	Each Tender offer buyback	Rs. 1,000/-	
13	Rectification of error by Issuer/ R & T agent	0.01 % on transaction value subject to a minimum of Rs. 1,000 and maximum of Rs. 10,000.	
14	Tender Offers	Rs. 1,00,000/-	
15	CAS	Physical – Rs. 2/- per MF Folios Email - Rs. 0.30/- per MF Folios	

Various fees/ charges levied by CDSL to Intermediary /entity / others.			
Sr. No.	Service offered	Charges/fees (amount) Rupees	Intermediary /entity/ investor/others
1	Annual Charges to Issuers:, @ Rs. 11.00 per folio (*) ISIN position, subject to a minimum as mentioned below: Nominal Value of admitted securities (in Rs.) a. Upto 5 crore b. Above 5 crore and upto 10 crore c. Above 10 crore and upto 20 crore d. Above 20 crore * Average number of folios (ISIN positions) shall be arrived at by dividing the total number of folios for the entire financial year by the total number of working days in the said financial year.	a. 9,000/- b. 22,500/- c. 45,000/- d. 75,000/- Temporary ISIN shall not be considered. In case of delay in payment, penal interest subject to a maximum of 12% p.a. For requests received for breakup of number of folios day-wise or the detailed working used to arrive at the average number of folios, charges of Rs. 1000/-	Issuer
2	Annual Issuer Fees with respect to increase in capital during a financial year through corporate actions etc.	Annual Issuer Fees for the differential amount due to resultant increase in capital in a financial year as per the existing tariff structure approved by SEBI vide its Circular no. CIR/MRD/DP/18/2015 dated December 9, 2015 [Refer serial no.1 for charges]	Issuer
3	Extinguishment of securities as a consequence of buy back	1000/-	Issuer
4	Admission of certificates of deposit (CDs), issued in electronic form *each allotment *all issues for financial year	1000/- or 25,000/-	Issuer
5	Admission of Commercial Papers (CPs), issued in electronic form *annual charge (April - March)	10000	Issuer
6	PSU dis-investments and offers-for-sale transactions *Per dedit transaction or *per debit transaction	Minimum 0.01% or 5/- Maximum of 12/- or 500/- whichever is higher	Issuer
	Corporate Action / IPO / FPO / NFO electronic transaction update		
7	Per credit and/or debit	10/-, subject to Minumum 1,000/-	Issuer
8	Minimum amount [split or consolidation or capital reduction only one side will be charged. • Debits / Credits attempted to invalid BOIDs will attract charge].	1000/-	Issuer
9	Additional fee levied for customized CA/IPO/NFO processing request	20,000/-	Issuer
10	Verification of BOIDs (CA / IPO / FPO / NFO) Issue Size - Upto 10 crore - Above 10 crore and upto 100 crore - - Above 100 crore and upto 1000 crore - - Above 1000 crore	Re. 2/- per record, subject to a minimum charges per issue as mentioned below. 10,000/- 25,000/ 50,000/ 100,000/-	Issuer
11	Rectification of erroneous file(s) for processing of Corporate Action / IPO - per record - minimum charge per file	10/- 1,000/-	Issuer
12	Admission of Pass through certificates (PTCs) (all Issues of PTCs under an ISIN)	5000/-	Issuer
13	Charges for reactivating of ISINs of securities of private limited and unlisted companies	0.01% or 10000/- whichever is higher	Issuer
14	Reprocessing of returned applications for a. Issuer admission b. Change of RTA	1000/-	Issuer
15	Issuer admission (Processing fees)	20,000/-	Issuer
16	Removal of unlisted securities (Processing fees)	20,000/-	Issuer

CDSL fee schedule

Sr. No.	Service offered	Charges/fees (amount) Rupees	Intermediary /entity/ investor/others
17	For change of electronic RTA of any company, CDSL shall levy charges as follows:	Issued Capital [*] (in Rs.) Amount Upto 5 crore 10,000/- Above 5 crore and upto 10 crore 15,000/- Above 10 crore and upto 20 crore 20,000/- Above 20 crore 25,000/- * The issued capital of fully paid up shares and partly paid up shares and/or capital of debt instruments of the Issuers serviced by the RTA	Issuer
18	Processing Fees for Issuers - A non-refundable processing fee for admission of listed and/or unlisted securitie - Non-refundable for the removal of unlisted securities	20,000/- 20,000/-	Issuer
19	Charges for retrieval of old data	5000/- per request	Issuer
20	Charges for BenPos generation If records less than 10000 If records are more than 10000	5000 plus service tax 10000 plus service tax	Issuer
21	Admission of additional equity shares of listed / proposed to be listed companies / units issued in NFO/Change in constitution of capital of the company including reduction of capital of the company, split, consolidation of shares etc	20000/-	Issuer
22	BO ID Verification charges for ASBA Banks, syndicate members, etc.	1/- per record	Issuer
23	Non- Extinguishment of securities A non extinguishment fee	100 per ISIN per day	Issuer
24	CAS - For AMCs	Rs. 0.20 per transacted BO for E-CAS. For Physical CAS charges to be finalized.	Asset Management Companies (AMCs)
	Note: Plus service taxes as per the prevalent rate		

NORTH EASTERN ELECTRIC POWER CORPORATION LIMI TED
(A Schedule "A" Miniratna Government of India Enterprise)

(NEEPCO, a Government of India Enterprise under the Ministry of Power was set up on 2nd April, 1976 to plan, investigate, design, construct, generate, operate and maintain power stations in the North Eastern Region of the country. NEEPCO has an installed capacity of 1135 MW which is 49% of the total installed capacity of the N.E. Region. NEEPCO's authorised share capital is Rs.5000 crore)

Registered Office: *Brookland Compound, Lower New Colony, Shillong - 793003, Meghalaya, India*
Tel: (91) - (0364) - 2224487/2226453 Fax: (91)-(0364)- 2226417
Website: www.neepco.gov.in E-mail: cranee@neepco.gov.in

(This is a Private Placement Offer Letter issued in conformity with Form PAS-4 prescribed under section 42 and Rule 14(1) of Companies (Prospectus and Allotment of Securities) Rules, 2014, Securities and Exchange Board of India (Issue and Listing of Debt Securities) Regulations, 2008 issued vide circular no. LAD-NRO/GN/2008/13/127878 dated June 06, 2008, as amended, Securities and Exchange Board of India (Issue and Listing of Debt Securities) (Amendment) Regulations, 2012 issued vide circular no. LAD-NRO/GN/2012-13/19/5392 dated October 12, 2012, as amended, Securities and Exchange Board of India circular no. CIR/IMD/DF/18/2013 dated October 29, 2013 and as amended, Securities and Exchange Board of India (Issue and Listing of Debt Securities) (Amendment) Regulations, 2014 issued vide circular no. LADNRO/GN/2013-14/43/207 dated January 31, 2014)

PRIVATE PLACEMENT OFFER LETTER DATED 11th March, 2015

ISSUE OF SECURED, REDEEMABLE NON-CONVERTIBLE TAXABLE BONDS IN NATURE OF DEBENTURES (XVth Issue) FOR CASH AT PAR WITH A FACE VALUE OF ₹10,00,000 EACH AGGREGATING ₹600,00,00,000

TRUSTEE FOR THE BONDHOLDERS

SBICAP Trustee Company Ltd.

SBICAP Trustee Company Ltd.
Registered Office
202, Maker Tower 'E',
Cuffe Parade
Mumbai 400 005
Tel No: 022-4302 5555
Fax No: 022-4302 5500
E-Mail: helpdesk@sbicaptrustee.com

REGISTRAR TO THE ISSUE

MCS Limited

MCS Ltd
Registered Office
Office No. 21/22, Ground Floor,
Kashiram Jamnadas Building, 5, P D'Mello Road
(Ghadiyal Godi), Mumbai - 400009
Tel No: 022-23726252 -55
Fax No: 022-23726256
E-Mail: mcskol@rediffmail.com

Issue schedule*

Pay-in date	25th March, 2015
Deemed date of allotment	25th March, 2015

**The Issuer has offered the entire issue to LICI on 12th February, 2015 and conditional acceptance of LIC was received vide letters dated 20th February, 2015 and 24th February, 2015. Further, the Issuer reserves its sole & absolute right to modify (pre-pone/ postpone) the above schedule without giving any reasons or prior notice.*

LISTING

The bond issue is proposed to be listed on the Bombay Stock Exchange Ltd. ("BSE"). The Issuer has obtained an "in-principle" approval from the BSE for listing of the Bonds offered under this Private Placement Offer Letter.

INDEX	TITLE
I.	Definitions/ Abbreviations
II.	Disclaimers
III.	Issuer Information:
A.	Name and address of the Registered & Corporate Office
B.	Compliance Officer of the Issue
C.	Chief Finance Officer
D.	Statutory Auditors of the Issuer
IV.	Brief summary of business/ activities of issuer and its line of business
A.	Overview
B.	Corporate Structure of the Issuer
C.	Key Operational and Financial Parameters for the last 3 audited years
D.	Brief note on the on-going projects of the Corporation
E.	Gross Debt: Equity Ratio of the Company prior to and after the issue of this security
V.	A brief history of the issuer since its incorporation giving details of its activities
A.	Details of Share Capital as on last quarter end (31.12.2014)
B.	Changes in capital structure as on last quarter end, for the last five years
C.	Equity Share Capital history of the Company as on last quarter end, for the last five years
D.	Details of any Acquisition or Amalgamation in the last 1 year
E.	Details of any Reorganization or Reconstruction in the last 1 year
F.	Any financial or other material interest of the directors, promoters or key managerial personnel in the offer and the effect of such interest in so far as it is different from the interests of other persons
G.	Details of any litigation or legal action pending or taken by any Ministry or Department of the Government or a statutory authority against any promoter of the offeree company during the last three years immediately preceding the year of the circulation of the offer letter and any direction issued by such Ministry or Department or statutory authority upon conclusion of such litigation or legal action shall be disclosed
H.	Related party transactions entered during the last three financial years immediately preceding the year of circulation of offer letter including with regard to loans made or, guarantees given or securities provided
I.	Summary of reservations or qualifications or adverse remarks of auditors in the last five financial years immediately preceding the year of circulation of offer letter and of their impact on the financial statements and financial position of the company and the corrective steps taken and proposed to be taken by the company for each of the said reservations or qualifications or adverse remark
J.	Details of any inquiry, inspections or investigations initiated or conducted under the Companies Act or any previous company law in the last three years immediately preceding the year of circulation of offer letter in the case of company and all of its subsidiaries
K.	Details of acts of material frauds committed against the company in the last three years, if any, and if so, the action taken by the company
VI.	Details of the shareholding of the Company as on the latest quarter end (31.12.2014)
A.	Shareholding pattern of the Company as on the latest quarter end (31.12.2014)
B.	List of top 10 holders of equity shares of the company as on the latest quarter end (31.12.2014)
VII.	Details regarding the Directors of the Company
A.	Details of the current Directors of the Company
B.	Details of change in Directors since last three years
C.	Remuneration of directors (during the current year and last three financial years)
VIII.	Details regarding the Statutory Auditors of the Company
A.	Details of the Auditor of the Company
B.	Details of change in Auditor since last three years
IX.	Details of borrowings of the Company as on the latest quarter end (31.12.2014)
A.	Details of Secured Loan Facilities
B.	Details of Unsecured Loan Facilities
C.	Details of NCDs
D.	List of Top 10 Debenture Holders as on the latest quarter end (31.12.2014)
E	The amount of corporate guarantee issued by the Issuer along with name of the counterparty (like name of the subsidiary, JV entity, group company, etc) on behalf of whom it has been issued.
F.	Details of Commercial Paper
G.	Details of Rest of the borrowing (if any including hybrid debt like FCCB, Optionally Convertible Debentures / Preference Shares).
H.	Details of all default/s and/or delay in payments of interest and principal of any kind of term loans, debt securities and other financial indebtedness including corporate guarantee issued by the Company, in the past 5 years.

2

I.	Details of any outstanding borrowings taken/ debt securities issued where taken / issued (i) for consideration other than cash, whether in whole or part, (ii) at a premium or discount, or (iii) in pursuance of an option.
J.	Management's perception of risk factors
X.	Details of promoters of the company
XI.	Abridged version of audited consolidated (wherever available) and standalone financial information (like profit & loss statement, balance sheet and cash flow statement) for at least last three years and auditor qualifications , if any
XII.	Abridged version of latest audited / limited review half yearly consolidated (wherever available) and standalone financial information (like profit & loss statement and balance sheet) and auditors qualifications, if any
XIII.	Any material event/ development or change at the time of issue or subsequent to the issue which may affect the issue or the investor's decision to invest/ continue to invest in the debt securities
XIV.	The names of the debenture trustee(s) shall be mentioned with statement to the effect that debenture trustee(s) has given his consent to the issuer for his appointment under regulation 4 (4) and in all the subsequent periodical communications sent to the holders of debt securities.
XV.	The detailed rating rationale (s) adopted (not older than one year on the date of opening of the issue)/ credit rating letter issued (not older than one month on the date of opening of the issue) by the rating agencies shall be disclosed
XVI.	If the security is backed by a guarantee or letter of comfort or any other document / letter with similar intent, a copy of the same shall be disclosed. In case such document does not contain detailed payment structure (procedure of invocation of guarantee and receipt of payment by the investor along with timelines); the same shall be disclosed in the offer document.
XVII.	Copy of consent letter from the debenture trustee "SBICAP Trustee Company Ltd." dated 25th February, 2015 conveying their consent to act as trustee for the current issue of bonds is enclosed elsewhere in this disclosure document.
XVIII.	Names of all the recognized stock exchanges where the debt securities are proposed to be listed clearly indicating the designated stock exchange.
XIX.	Other details
A.	DRR creation – relevant regulations and applicability
B.	Issue/instrument specific regulations - relevant details (Companies Act, RBI guidelines, etc).
C.	Application process
XX.	Issue Details
XXI.	Summary Term Sheet
XXII.	Servicing behavior on existing debt securities and other borrowings
XXIII.	Undertaking regarding common form of transfer
XXIV.	Material event, development or change at the time of issue
XXV.	Permission / Consent from prior creditors
XXVI.	Material contracts & agreements involving financial obligations of the issuer
	Declaration
ANNEXURES:	
A.	Credit Rating letter from Rating Agency – CARE
B.	Consent letters dated 25th February, 2015 from Trustee - SBICAP Trustee Company Ltd.
C.	Consent letter from Registrar & Transfer Agent - MCS Limited
D.	Consent letter from State Bank of India to act as Banker to the Issue
E.	In-principle Approval from Bombay Stock Exchange
F.	Application Form & Instructions

I. DEFINITIONS/ABBREVIATIONS

Articles	Articles of Association of the Company
AY	Assessment Year
Board/ Board of Directors	The Board of Directors of NEEPCO Ltd.
Bonds	9.15 % p.a. payable semi annually Series XVth Secured Redeemable Non-Convertible Taxable Bonds in the nature of Debentures of Rs.10,00,000/- each offered through private placement route
Bondholder/Debenture holder	The holder of the Bonds
Book Closure / Record Date	The date of closure of register of Bonds for payment of interest and repayment of principal
BSE	Bombay Stock Exchange
CARE	Credit Analysis and Research Ltd.
CDSL	Central Depository Services (India) Ltd.
CMD	Chairman and Managing Director of NEEPCO
Depository(ies)	A Depository registered with SEBI under the SEBI (Depositories and Participant) Regulations, 1996, as amended from time to time
Depositories Act	The Depositories Act, 1996, as amended from time to time
Depository Participant	A Depository participant as defined under Depositories Act
Designated Stock Exchange	Bombay Stock Exchange Limited.
Deemed Date of Allotment	Date as specified in the summary term sheet
DER	Debt Equity Ratio
DP	Depository Participant
DRR	Debenture Redemption Reserve
FIs	Financial Institutions
Fiscal	Period of 12 months period ending March 31st, of that particular year unless otherwise stated
FY	Financial Year
Government/GOI	Government of India
ITSL/ Trustee	SBICAP Trustee Company Limited
Issuer/ NEEPCO/ Corporation/Company	North Eastern Electric Power Corporation Limited
I.T. Act	The Income Tax Act, 1961, as amended from time to time
Memorandum	Memorandum of Association of the Company
MF	Mutual Fund
NSDL	National Securities Depository Limited
PAN	Permanent Account Number
PPOL/Private Placement Offer Letter	PPOL dated 11th March, 2015 for Private Placement of 9.15% p.a. payable semi annually XVth Secured Redeemable Non-Convertible Taxable Bonds Series in the nature of Debentures of Rs.10,00,000/- each for cash at par.
Rs. / INR	Indian Rupee
RTGS	Real Time Gross Settlement
Registrar	MCS Limited
RBI	The Reserve Bank of India
SEBI	The Securities and Exchange Board of India, constituted under the SEBI Act, 1992.
SEBI Act	Securities and Exchange Board of India Act, 1992, as amended from time to time
SEBI Regulations	Securities and Exchange Board of India (Issue and Listing of Debt Securities) Regulations, 2008 issued vide circular No. LAD-NRO/GN/2008/13/127878 dated June 6, 2008, as amended and Securities and Exchange Board of India (Issue and Listing of Debt Securities) (Amendment) Regulations, 2012 issued vide circular no. LAD-NRO/GN/2012-13/19/5392 dated October 12, 2012.
TDS	Tax Deducted at Source
The Companies Act/ the Act	The Companies Act, 2013 as amended from time to time.
The Issue/ The Offer/ Private Placement	Private Placement of 9.15 % p.a. payable semi annually XVth Secured Redeemable Non-Convertible Taxable Bonds Series in the nature of Debentures of Rs.10,00,000/- each for cash at par for an amount aggregating Rs.600 crore.

II. DISCLAIMERS

DISCLAIMER OF THE ISSUER

This Private Placement Offer Letter is neither a Prospectus nor a Statement in Lieu of Prospectus and is prepared in conformity with Form PAS-4 prescribed under section 42 and rule 14(1) of Companies (Prospectus and Allotment of Securities) Rules, 2014, Securities and Exchange Board of India (Issue and Listing of Debt Securities) (Amendment) Regulations, 2012 issued vide circular no. LAD-NRO/GN/2012-13/19/5392 dated October 12, 2012, as amended from time to time. This Private Placement Offer Letter does not constitute an offer to the public generally to subscribe for or otherwise acquire the Bonds to be issued by (the "Issuer"/ the "North Eastern Electric Power Corporation Limited (NEEPCO)"/ ("the Company"). The document is for the exclusive use of the Institutions to whom it is addressed and it should not be circulated or distributed to third party (ies). The Company certifies that the disclosures made in this Private Placement Offer Letter are generally adequate and are in conformity with the Companies Act 2013 & relevant SEBI Regulations. This requirement is to facilitate investors to take an informed decision for making investment in the proposed issue.

The issuer confirms that the information contained in this Private Placement Offer Letter is true and correct in all material respects and is not misleading in any material respect. All information considered adequate and relevant about the issue and the Company has been made available in this Private Placement Offer Letter for the use and perusal of the potential investors and no selective or additional information would be available for a section of investors in any manner whatsoever. The Company accepts no responsibility for statements made otherwise than in this Private Placement Offer Letter or any other material issued by or at the instance of the Company and anyone placing reliance on any anyone placing reliance on any other source of information would be doing so at his / her / their own risk.

In pursuance of sub-section (8) of section 42 of The Companies Act, 2013, the Issuer shall not release any public advertisements and shall not utilize any media, marketing or distribution channels or agents to inform the public at large about such an offer, where the term 'public advertisements' shall include notices, brochures, pamphlets, circulars, show cards, catalogues, hoardings, placards, posters, insertions in newspapers, pictures, films, or any other print medium, radio, television programme through any electronic medium, mass communications or e-mails, internet websites including social networking websites, publicity through telephone or mobile etc..

b. DISCLAIMER OF THE SECURITIES & EXCHANGE BOARD OF INDIA

Pursuant to rule 14 (3) of The Companies (Prospectus and Allotment of Securities) Rules, 2014, a copy of this Private Placement Offer Letter shall be filed with the Registrar of Companies, Shillong along with fee as provided in The Companies (Registration Offices & Fees) Rules, 2014 and since the Bonds/Debentures of the Company are listed (as per section 2(52) read with section 2(81) of the Companies Act, 2013), the same shall also be filed with the Securities & Exchange Board of India ("SEBI") along with fee as provided in Securities & Exchange Board of India (Payment of Fees)(Amendment) Regulations, 2014 dated May 23, 2014, within a period of thirty days of circulation of this Private Placement Offer Letter. The Bonds have not been recommended or approved by SEBI nor does SEBI guarantee the accuracy or adequacy of this Private Placement Offer Letter. It is to be distinctly understood that this Private Placement Offer Letter should not, in any way, be deemed or construed that the same has been cleared or vetted by SEBI. SEBI does not take any responsibility either for the financial soundness of any scheme or the project for which the Issue is proposed to be made, or for the correctness of the statements made or opinions expressed in this Private Placement Offer Letter. However SEBI reserves the right to take up at any point of time, with the Issuer, any irregularities or lapses in this Private Placement Offer Letter.

c. DISCLAIMER OF THE STOCK EXCHANGE

As required, a copy of this Document has been submitted to BSE for hosting the same on its website. It is to be distinctly understood that such submission of the Document with BSE or hosting the same on its website should not in any way be deemed or construed that the document has been cleared or approved by BSE ; or does it in any manner warrant, certify or endorse the correctness or completeness of any of the contents of this Document; nor does it warrant that this Issuer's securities will be listed or continue to be listed on the Exchange; nor does it take responsibility for the financial or other soundness of this issuer, its promoters, its management or any scheme or project of NEEPCO. Every person who desires to apply for or otherwise acquire any securities of this Issuer may do so pursuant to independent inquiry, investigation and analysis and shall not have any claim against the Exchange whatsoever by reason of any loss which may be suffered by such person consequent to or in connection with such subscription / acquisition whether by reason of anything stated or omitted to be stated herein or any other reason whatsoever.

d.DISCLAIMER IN RESPECT OF JURISDICTION

The private placement of Bonds is made in India to Companies, Corporate Bodies, Trusts registered under the Indian Trusts Act, 1882, Societies registered under the Societies Registration Act, 1860 or any other applicable laws, provided that such Trust/ Society is authorized under constitution/ rules/ byelaws to hold bonds in a Company, Indian Mutual Funds registered with SEBI, Indian Financial Institutions, Insurance Companies, Commercial Banks including Regional Rural Banks and Cooperative Banks, Provident, Pension, Gratuity, Superannuation Funds as defined under Indian laws. The Disclosure document does not, however, constitute an offer to sell or an invitation to subscribe to securities offered hereby in any other jurisdiction to any person to whom it is unlawful to make an offer or invitation in such jurisdiction. Any person into whose

possession this Document comes is required to inform about and to observe any such restrictions. Any disputes arising out of this issue will be subject to the exclusive jurisdiction of the courts **at Shillong.** All information considered adequate and relevant about the Issuer has been made available in this Document for the use and perusal of the potential investors and no selective or additional information would be available for a section of investors in any manner whatsoever.

III. ISSUER INFORMATION:

A.NAME AND ADDRESS OF THE REGISTERED / CORPORATE OFFICE OF THE ISSUER:

Name of the Issuer	North Eastern Electric Power Corporation Limited (NEEPCO)
Registered Office	Brookland Compound, Lower New Colony, Shillong - 793 003, Meghalaya, India.
Telephone Number	0364 – 2223051/ 2228779 / 2223255 / 2223176
Fax Number	0364 – 2228542 / 2505776
Website	www.neepco.gov.in
E-mail	cranee@neepco.gov.in

B. COMPLIANCE OFFICER OF THE ISSUE:
Ms. Cathleen R. Ranee
Senior Manager (Finance), NEEPCO Limited
Brookland Compound, Lower New Colony,
Shillong - 793 003, Meghalaya, India
Tel.: 0364-2223051
Fax: 0364-2228542/2505776
E-mail: cranee@neepco.gov.in

C. CHIEF FINANCE OFFICER:
Mr. Alexander Gordon West Kharkongor
Director (Finance), NEEPCO Limited
Brookland Compound, Lower New Colony,
Shillong - 793 003, Meghalaya, India
Tel.: 0364-2223176
Fax: 0364-2228542/2505776
E-mail: agwest@neepco.gov.in

E. TRUSTEE OF THE ISSUE
SBICAP Trustee Company Ltd.
202, Maker Tower E
Cuffe Parade, Mumbai 400 005
Tel No: 022-43025555
Fax: 022-22040465

F. REGISTRAR OF THE ISSUE
MCS Ltd.
Office No. 21/22, Ground Floor,
Kashiram Jamnadas Building
5. P D Mello Road, (Ghadiyal Godi)
Mumbai – 400009

G. CREDIT RATING AGENCY OF THE ISSUE
Credit Analysis and Research Limited,
3rd Floor, Prasad Chambers,
Shagun Mall Building,
10A, Shakespeare Sarani,
Kolkata - **700 07**

H. AUDITORS OF THE ISSUER

M/s Nundi & Associates,
7C, Kiron Shankar Roy Road,
Hastings Chamber,
3rd Floor, Kolkata – 700001

IV. BRIEF SUMMARY OF THE BUSINESS/ACTIVITIES OF THE ISSUER AND ITS LINE OF BUSINESS

A. OVERVIEW

NEEPCO is a Schedule "A" Miniratna Government of India Enterprise under the Ministry of Power with a present Authorised Capital of Rs.5000 crores. Its primary goal is the integrated and efficient development of the Power Sector in the Region by planning, investigating and preparing preliminary feasibility and definite project reports followed by the actual construction, operation and maintenance of power stations and projects.

Since NEEPCO has been incorporated to operate primarily in the North Eastern Region, it would be pertinent to mention the immense potential of the region for generation of power. Additionally, the Region also has abundant resource of coal, oil and gas for thermal power generation. In spite of such huge potential the Region ranks lowest in the country in terms of per capita energy consumption. This has been mainly due to inhospitable climatic conditions, remote location and inaccessibility of geographical locations.

Hydro-electric Power: In terms of hydro power, the North Eastern Region has the potential of about 58971 MW, i.e. almost 40% of the country's total hydro potential. Of this huge hydro potential, less than 2% (1116 MW) has so far been harnessed as on 31.03.2010 and the remaining 98% is yet to be exploited.
Natural Gas: 151.68 billion cubic feet - enough to generate 7500 MW for 10 years.
Coal: 864.78 Million tonnes against 186 Billion tones of reserves in the country. With the reserves in the N.E Region, approximately 240 MW/day can be generated for a period of 100 years.

However with continual improvement of infrastructure and communication facilities, the North East region stands to become the Power House of India by utilising its surplus power potential especially in the hydro sector.

MISSION STATEMENT

- To harness the vast hydro & thermal power potential of the region.
- To produce pollution free and inexhaustible power through planned development of power generation projects.
- To play a significant role in the integration and development of hydroelectric and thermal power in the Central Sector covering all aspects such as investigation, planning, designs, construction, operation and maintenance of hydroelectric and thermal projects which in turn would effectively promote the development of the nation as a whole.

CERTIFICATIONS RECEIVED

- ✓ ISO 9001-2000 Quality Management System
- ✓ ISO 14001-2004 Environmental Safeguards
- ✓ OHSAS 18001-1999 Occupational Health and Safety Standards

CORPORATE SOCIAL RESPONSIBILITY (CSR)

Since its inception NEEPCO has always given top priority towards all round development of the people residing in and around its operational areas. As a responsible corporate citizen, NEEPCO has undertaken various community development activities particularly in the field of education, health, infrastructure development and other community needs. The Corporation is committed to discharge larger responsibilities towards the society in future.

NEEPCO'S CSR MISSION

- To execute and operate projects in a cost effective, environment friendly and socio-economically responsive manner with thrust on energy conservation.
- To be a responsible corporate entity for nurturing human values with concern for society.
- To contribute towards community development and help achieve a high level of human development in the field of education and health in particular as human development contributes to welfare by enhancing 'capabilities' of people thereby increasing their productivity, income and general wellbeing.

PRODUCTS/SERVICES

NEEPCO generates and supplies power to the seven states of the North Eastern Region. The primary beneficiaries are:

- Assam Power Distribution Company Ltd.
- Meghalaya Energy Corporation Ltd.
- Tripura State Electricity Corporation Ltd.
- Department of Power, Govt. of Arunachal Pradesh
- Electricity Department, Govt. of Manipur
- Power & Electricity Department, Govt. of Mizoram
- Department of Power, Govt. of Nagaland

SUPPLY OF POWER

NEEPCO's generating stations feed power at their respective bus-bar into the Regional Grid. Power is transmitted to the Bulk Power Consumers through transmission systems of the PowerGrid Corporation of India Ltd. (PGCIL) as well as the respective State Transmission Utilities (STU). Generation and transmission of power in the region is regulated by the North Eastern Regional Power Commission and the North Eastern Regional Load Despatch Centre which are the designated apex bodies for integrated operation and management of the Regional Power System (Regional Grid). Tariff for power from the various stations are fixed as per the Availability Based Tariff (ABT) by the Central Electricity Regulatory Authority (CERC). The ABT regime came into force in the North Eastern Region with effect from 01.11.2003. Presently, NEEPCO has the following generating power stations:

Sl.	Name of the Power Station	Installed Capacity	State
1	Khandong Power Station	50 MW	Assam
2	Kopili Power Station	200 MW	Assam
3	Kopili Hydro Electric Project – Stage II	25 MW	Assam
4	Doyang Hydro Electric Project	75 MW	Nagaland
5	Ranganadi Hydro Electric Project	405 MW	Arunachal Pradesh
	Sub-total (Hydro)	**755 MW**	
6	Assam Gas Based Power Project	291 MW	Assam
7	Agartala Gas Based Power Project	84 MW	Tripura
	Sub-total (Thermal)	**375 MW**	
Grid Interactive Solar Power Plant at TGBP Site, Tripura **(Renewable)**		**5 MW**	Tripura
	Grand Total	**1135 MW**	

BRIEF PROFILES OF THE GENERATING STATIONS

1. Khandong Power Station & 2. Kopili Power Station: They comprise the original Kopili Hydro Electric Project (100 MW) located on the River Kopili in the North Cachar Hills District of Assam which was the maiden venture of NEEPCO when it came into existence in 1976. The first stage of Kopili Hydro Electric Plant has two dam and dyke systems for creating two reservoirs, one on the Kopili River and the other on the Umrong stream, a tributary of the Kopili. Water from the Kopili reservoir is utilized in the Khandong power station through a 2852 metre long tunnel to generate 50 MW (2 X 25 MW) of power. The tail water from this powerhouse is led to the Umrong reservoir. The water from Umrong reservoir is taken through a 5473 metre long tunnel to the Kopili power station to generate 200 MW (4 X 50 MW) of power. Subsequently, the Stage I Extension (100 MW) of the project envisaged setting up two additional 50 MW units at Kopili Power Station, provisions for which were already kept during the first stage development of the project. The Units III and IV under this extension scheme were commissioned in March, 1997 and June, 1997 respectively. The total installed capacity of the Kopili Power Station thus went up to 200 MW and that of the project as whole to 250 MW. The raising of the Umrong reservoir by 7.6 m was taken up to meet the demand for more water for two additional 50 MW units of first stage extension.

3. Kopili Hydro Electric Project - Stage II: The second stage of the Kopili Hydro Electric Project involved construction of a powerhouse to generate additional 25 MW of power by utilizing water from the Kopili reservoir through a 480 m long water conductor system, provision of which was kept as a by-pass conduit from the surge shaft in the Khandong tunnel. The water from the second stage powerhouse goes to the Umrong reservoir for utilization in the Kopili power station

4. Doyang Hydro Electric Project: Situated on the River Doyang, a tributary of the River Brahmaputra, this Project with a capacity of 3 X 25 MW and an estimated annual generation of 227 Million Units was commissioned on the 2nd week of July'2000. The Project is located in Wokha District of Nagaland. It consists of three units of 25 MW each and has a Design Energy of 227 MU. The Dam is of Rock Fill type with a height of 87.50 m and length of 462 m. The steel lined HRT has double bifurcation, 5.92m in diameter and 427.86 m long and the Design Head is 67.0 m. The Evacuation System comprises a 132 kV D/C Doyang-Dimapur lines of PGCIL and a 132 kV S/C Doyang-Kohima line and 132 KV S/C Doyang-Mokochung line of Govt. of Nagaland.

5. Ranganadi Hydro Electric Project: This run-of-the-river Project is located in the Lower Subansiri District of the State of Arunachal Pradesh in the Ranganadi basin and the adjoining Dikrong basin. . It consists of three units of 135 MW each and has a Design Energy of 1509.66 MU. The Dam is of Concrete Gravity type with a height of 68 m and length of 340 m. The HR Tunnel has a diameter of 6.8 m and is 10.13 km long while the dimensions of the Penstock are 5.8 m dia x 778 m long; 4.75 m dia x 137 m long; 3.35 m dia x 147 m long. The Design Head is 304.0 m. The Evacuation System comprises 400 kV Ranganadi-Balipara D/C Lines of PGCIL and 132 kV Ranganadi-Nirjuli S/C Line, 132 kV Ranganadi-Along S/C Line of the Govt. of Arunachal Pradesh.

6. Assam Gas Based Power Project: This Combined Cycle Gas Turbine Project is located in the Dibrugarh District of Assam. It has been partly financed by a loan of 37.272 Billion Yen under bilateral credit arrangement with the Overseas

Economic Cooperation Fund of Japan. It utilizes natural gas available in the oil fields of Upper Assam. The power station comprises of 6 Gas Turbines with associated Waste Heat Recovery Boilers and 3 Steam Turbines, arranged in a modular fashion. A module comprises of 2 Gas Turbines with associated Waste Heat Recovery Boilers and 1 steam turbine.

7. Agartala Gas Based Power Project: This project is located in the West Tripura District of the state of Tripura near the capital town of Agartala .The project runs on an Open Cycle Mode and consists of 4 Gas Turbines of 21 MW each of European Gas Turbine make operating on natural gas obtained from the gas fields of M/S ONGC. The Project has been financed through the budgetary support of the Government of India and partially through external commercial borrowings from the Deutsche Bank, Germany. The Project has been completed at a cost of Rs 322.55 Crores with a 50:50 debt equity ratio. The Project was completed in 1997-98.

8. 5MWp Grid Interactive Solar Power Plant: As a maiden venture, a 5 MWp Grid Interactive Solar PV Power Project is being setup at Monarchak within the premises of the 101 MW Tripura Gas Based Power Project at an estimated cost of Rs.42.89 Cr. (including IDC), with the levellised tariff being Rs. 9.46/unit. The project was commissioned on 15th February, 2015. The power generated from the project is being evacuated through a 33 KV Double – Circuit Line to the Rabindranagar Sub-Station of Tripura State Electricity Corporation Limited (TSECL). The infrastructure for evacuation of power was carried out by TSECL on "Deposit Work Basis".

OFFICES

NEEPCO's registered office is in the picturesque hill city of Shillong. It also has liaison offices in New Delhi, Kolkata, Guwahati and Itanagar.

B. CORPORATE STRUCTURE OF THE NEEPCO LTD

ORGANISATIONAL CHART OF NEEPCO

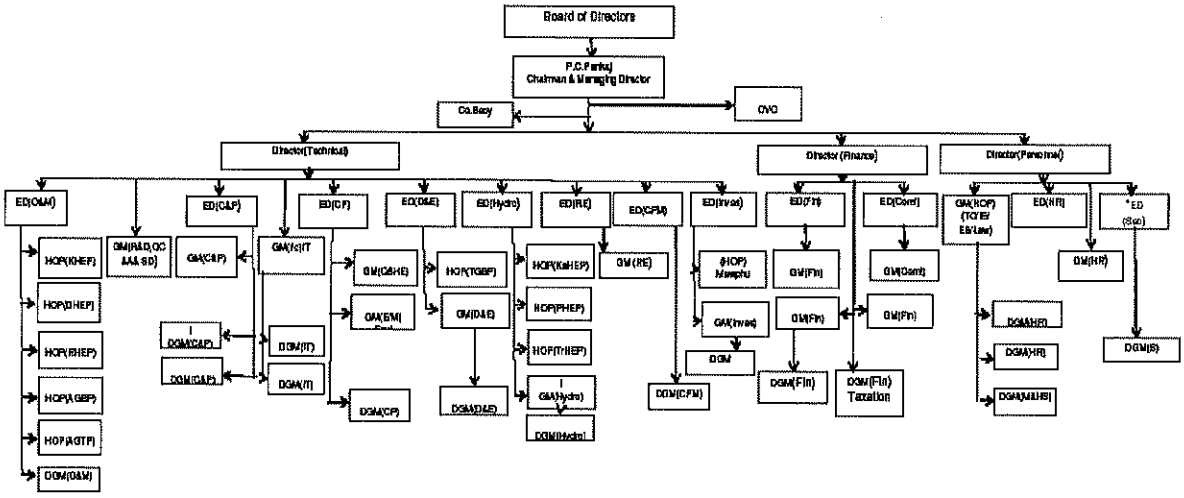

C. KEY OPERATIONAL AND FINANCIAL PARAMETERS FOR THE LAST 3 AUDITED YEARS

Rs. in crore

Parameters	2013-14	2012-13	2011-12
Net Worth	5279.72	5004.70	4780.01
Total Debt	1436.63	1918.15	1295.46
of which			
Non current Maturities of Long Term Borrowing	1325.24	1863.75	1223.69
Current Maturities of Long Term Borrowing	111.39	54.40	71.77
Short Term Borrowing	110.00	0.00	0.00
Net Fixed Assets	7425.39	5803.21	4728.22
Non Current Assets	7721.41	6287.24	5327.49
Cash and Cash Equivalents	297.56	401.06	357.76
Current Investment	95.49	95.49	95.49
Current Liabilities	889.28	717.65	570.58
Net Sales	1279.75	1325.24	1197.67
EBITDA	422.73	454.27	424.20
EBIT	290.71	302.38	273.13
Interest	2.71	6.94	8.85
PAT	231.52	242.30	219.12
Dividend amounts	69.46	72.69	65.73
Current Ratio	1.69	2.08	2.50
Gross Debt/Equity Ratio	0.89	0.58	0.39
Debt Servicing Coverage Ratio	1.33	2.54	4.19

D. BRIEF NOTE ON THE ON-GOING PROJECTS OF THE CORPORATION:

a. ON-GOING POWER PROJECTS

NEEPCO is presently constructing five more projects which will add another 922 MW to its Installed capacity. All the on-going projects have been allotted to NEEPCO by the Government of India in agreement with the respective State Governments. A summary of these projects is as follows:

Sl.	Name of the Project	Installed Capacity	State	Estimated Cost (*Rs. in crore*)
(i)	Tuirial Hydro Electric Project	60 MW	Mizoram	913.63
(ii)	Kameng Hydro Electric Project	600 MW	Arunachal Pradesh	4653.95
(iii)	Tripura Gas Based Project	101 MW	Tripura	623.44
(iv)	Pare Hydro Electric Project	110 MW	Arunachal Pradesh	573.99
(v)	Agartala Gas Turbine Project - Extension	51 MW	Tripura	296.87
Total		**922 MW**		

(i) Kameng Hydro Electric Project (600 MW):

A run-of-the-river (ROR) scheme in the West Kameng District of Arunachal Pradesh, this project comprises of 4 units of 150 MW turbine-generators each with total design energy of 3,353 MU. The project was approved for construction on 2nd December, 2004 at a cost of Rs.2496.90 crore including IDC of Rs.249.09 crore at March, 2004 price levels and is presently in advanced stages of construction. PPAs have been signed with the Governments of Assam and Arunachal Pradesh for 300 MW each.

The approved funding pattern of this project is with a debt-equity ratio of 70:30 and the equity to be fully funded by the Govt. of India. The debt component is presently being funded by a loan from PFC. A revised cost estimate (RCE) of Rs.4653.95 crore including IDC of Rs.1187.67 crore has been submitted to the Ministry of Power after obtaining recommendation by the CEA and is presently awaiting approval. The project commissioning date proposed in the RCE is June, 2016 and accordingly the IDC and the tariff were worked out by the CEA. The tariff is Rs.3.51/kwh for the first year and Rs.3.07/kwh as levellised tariff based on the recommended RCE of CEA.

The source-wise expenditure (provisional) for this project as on 31st January, 2015 is as follows:

Sources of funds	Expenditure in Rs. crore
Equity from Govt. of India	749.07
PSU Bonds	2298.37
Internal Resources	513.56
Total	**3561.00**

(ii) Pare Hydro Electric Project (110 MW):

A concrete gravity dam scheme on the Dikrong river in the Papumpare District of Arunachal Pradesh, the project is comprised of 2 units of 55 MW turbine-generators with a total design energy of 506.42 MU. The project was approved for construction on 4th December, 2008 at a cost of Rs.573.99 crore including IDC of Rs.67.66 crore at June, 2007 price levels and is presently in advanced stages of construction. PPAs have been signed with all the seven states of the NER for supply of power from this project.

The approved funding pattern of this project is with a debt-equity ratio of 70:30 and the equity to be fully funded by the Govt. of India. The debt component is being funded by a loan from KfW, Germany covered by the Indo-German Bilateral Development Cooperation Programme under an agreement signed between the Government of India and the Government of the Federal Republic of Germany on 21st May, 2008.

A revised cost estimate (RCE) of Rs.1128.38 crore including IDC of Rs.80.64 crore has been submitted to the Ministry of Power on 26th June, 2013 and is presently awaiting approval. The project commissioning date proposed in the RCE is September, 2014 and accordingly the IDC and the tariff have been worked out. The tariff is Rs.4.40/kwh for the first year and levellised tariff is Rs.4.30/kwh.

The source-wise expenditure (provisional) for this project as on 31st January, 2015 is as follows:

Sources of funds	Expenditure in Rs. Crore
Equity from Govt. of India	172.20
KfW Loan	536.00
Internal Resources	248.55
Total	**956.75**

(iii) Tuirial H Hydro Electric Project (60 MW):

A medium head storage scheme in the Aizawl District of Mizoram, the project comprises 2 units of 30 MW turbine-generators with total design energy of 250.63 MU. CCEA clearance was obtained on 7th July, 1998. After the award of major packages, work on the project began from 2001 as per the drawn up plan. However, the project work came to total stop w.e.f. 9th June, 2004 on account of agitation launched by Tuirial Crop Compensation Claimant Association claiming payment of crop compensation for the standing crops in the riverine reserve forest. As on June, 2004 prior to stoppage of work, 30% of the project work and 95% of Design & Engineering work had been completed.

In order to revive the project, various efforts were made by the Ministry of Power, NEEPCO and the Govt. of Mizoram. Subsequently, a PIB recommendation for revival of the project at a RCE of Rs.913.63 crore at March, 2010 PL was placed before the CCEA for investment decision. The CCEA clearance was issued on 14th January, 2011 with approval for a debt-equity ratio of 85:15, commissioning schedule of December, 2015 and the following funding pattern:

Source of funds	Amount in Rs. crore
1. Equity from Govt. of India	137.04
2. Subordinate Loan from Govt. of India	291.96
3. Grant from NLCPR of DoNER	300.00
4. Loan from domestic FI/PFC	184.63
Total	**913.63**

The rate of interest on the Subordinate Loan is 1% p.a. to be paid w.e.f. the date of commercial operation and loan repayments will start from the 16th year from commissioning up to the 30th year.

Presently, a RCE is under preparation by NEEPCO and will be submitted to the MoP for necessary approval.

The source-wise expenditure (provisional) for this project as on 31st January, 2015 is as follows:

Sources of funds	Expenditure in Rs. Crore
1. Equity from Govt. of India	136.97
2. Subordinate Loan from Govt. of India	290.96
3. Grant from NLCPR of DoNER	120.55
4. Bonds	184.63
Total	**733.11**

(iv) Tripura Gas Based Power Project (101 MW):

A Gas Based Combined Cycle Project of nominal capacity 101 MW, this project is located in Monarchak, Sonamura Sub-Division, West Tripura District. Investment approval was conveyed by the Ministry of Power on 14th July, 2009 for a cost of Rs.421.01 crore at December, 2008 PL and a debt-equity ratio of 70:30 with the equity to be fully funded by NEEPCO from its internal accruals.

A tender for the EPC Contract for Main Plant Package was invited through the ICB route in April, 2008. However, only one bid was received and the lone bidder did not fulfill the qualifying requirements for the EPC Contract as stipulated in the Tender Documents including other shortfall in Technical offer. Accordingly, the bid was rejected. As there was inadequate response against ICB, it was felt that re-tendering would not yield any better result and instead cause delay in the process of award. Accordingly, in order to expedite implementation of the project, it was decided to award the EPC Contract for Main Plant Package to BHEL on offer basis through negotiation with assistance from the Central Electricity Authority (CEA). A Negotiation Committee was constituted with Member (Thermal) CEA and senior officers of NEEPCO to finalize the scope, terms and conditions and prices for the EPC Contract. Upon finalization of the EPC cost with BHEL and as reviewed by the Negotiation Committee, the original approved project cost was revised at November, 2009 PL to Rs.623.44 crore including IDC of Rs.51.09 crore. The investment approval for this RCE-I was conveyed by the Ministry of Power on 23rd February, 2011.

Now, as more than 50% of the approved RCE-I has been incurred, the cost estimate has been revised again at December, 2012 PL and the same is presently awaiting the approval. The RCE-II submitted is for Rs.951.47 crore including IDC of Rs.66.52 crore with tariff of Rs.4.09/kwh for the first year and levellised tariff of Rs.4.20/kwh.

A fuel supply agreement (FSA) for this project was signed with ONGC on 5th June, 2008. A PPA was signed on 19th March, 2008 with the State Govt. of Tripura which will be the sole beneficiary of this project.

The source-wise expenditure (provisional) for this project as on 31st January, 2015 is as follows:

Source of funds	Expenditure in Rs. Crore
NEEPCO PSU Bonds	284.80
ECB from SBI, Singapore	371.16
Internal resources	213.45
Total	**869.41**

(v) Agartala Gas Turbine Project - Extension

The 84 MW Agartala Gas Turbine Plant (AGTP) in Agartala, Tripura consisting of 4 (four) European-make Gas Turbine Units of 21 MW each is presently operating in open cycle mode utilizing 0.75 MMSCUD of natural gas. This plant is proposed to be converted into a Combined Cycle Power Plant by installing 2 (two) Steam Turbine Generating units of 23 MW with Plant configuration of 2 modules, each module comprising of 2 Gas Turbines (existing) + 2 Heat Recovery Steam Generators (new) + 1 Steam Turbine with Air Cooled Condensing System (new). Air Cooled Condensing System is envisaged in order to minimize the water requirement. The CC extension project is accordingly proposed within the premises of the existing Plant as there is adequate space to accommodate the Combined Cycle Extension Project. With the addition of the extension plant, the tariff of the entire Agartala project will come down from Rs 3.13 per unit to Rs 2.64 per unit. PPAs have been concluded with all the seven states of the NER for supply of power from this project.

The financing pattern of this project is with a Debt-Equity ratio of 70:30. The debt component of the Project Cost is being met from the proceeds of the ECB from SBI, Singapore while equity is being met from internal accruals of NEEPCO.

The main plant works (EPC) are beng executed by M/s Thermax Limited, Pune while the Transformer & Switchyard are being set up by M/s Bharat Bijiee Limited, Mumbai. The project is expected to be commissioned in March, 2015.

The source-wise expenditure (provisional) for this project as on 31st January, 2015 is as follows:

Sources of funds	Expenditure in Rs. crore
ECB from SBI, Singapore	260.75
Internal Resources	38.34
Total	**298.09**

b. RENEWABLE ENERGY INITIATIVES:

The Corporation has ventured into the Renewable Energy Sector in the form of Solar and Wind Energy Projects and has also committed to the Ministry of New & Renewable Energy (Green Energy Commitment) to implement projects up to 2500 MW during the period 2015-2019. Apart from the already ongoing Solar PV project at Monarchak, other projects have been proposed which are as under:

(i) Grid Interactive Solar Power Project (2 MW), Lanka, Assam: A detailed project report prepared through a consultant M/s STEAG Energy Services (India) Pvt. Ltd., Noida and obtaining of clearances from State Pollution Control Board are in process.

(ii) Grid interactive Solar Power Project (5 MW), Surjyamonigar, Tripura: An NIT for preparation of DPR was floated on 9th October, 2013.2013. Evaluation of the same is completed. A draft MOU with the Govt. of Tripura is under finalization. Preparation of DPR for the project will be carried out on conclusion of the MOU with Govt. of Tripura.

(iii) Grid Interactive Wind Power Project, at Kopili HEP, Assam: Detailed investigations for feasibility of setting up wind power project are being carried out through the Centre for Wind Energy Technology (C-WET), Chennai which are scheduled to be completed in December, 2014.

c. RAJIV GANDHI GRAMIN VIDYUTKARAN YOJNA (RGGVY)

The Corporation has been entrusted by the Government of Tripura for implementation of Rural Electricity Infrastructure & Household Electrification Scheme under 12th Plan Grameen Vidyutikaran Yojana in two Districts viz. Sepahijala and South Tripura. The financing for the project shall be made by Rural Electrification Corporation (REC) through the Government of Tripura. While 90% of the project shall be financed by REC, the remaining 10% shall be contributed by the Government of Tripura from their own resources. The objective of the project is to achieve 100% electrification of villages/households with special dispensation for all rural below poverty level (BPL) households and also to have suitable back stream infrastructure and connectivity to provide sustainable electricity in the rural areas.

Sepahijala and South Tripura Districts have 117 and 140 numbers respectively of inhabited census/revenue villages as per 2011 census. Under the scheme, 63 KVA and 25 KVA sub-stations along with 11 KV 3 phase, 415 V three phase and 415 V Single Phase lines would be constructed.

Detailed Project Reports (DPRs) for the works were prepared in the month of November, 2013 and the same have been approved by REC in January, 2014. Subsequently, tenders for the works have been invited on 10th February, 2014. The works are scheduled for completion within two years from the date of placement of order.

d. JOINT VENTURE PROJECTS

With a view to enhance generation capacity, NEEPCO is planning to pool resources with other CPSUs and undertake various projects through Joint Ventures. Further the Corporation is planning to form JVs with Private developers for executing projects which are already allotted to these developers. The following projects are being taken up:

A. HYDRO

i. Dibbin Hydro Electric Project (120 MW), Arunachal Pradesh: A Memorandum of Understanding between M/s KSK Energy Ventures Ltd. was concluded on 28th March, 2014 for implementation of the project in JV with NEEPCO's equity share of 30%.

ii. Siang Upper Stage-II Hydro Electric Project (3750 MW), Arunachal Pradesh: A MOA was signed with the State Govt. of Arunachal Pradesh (GoAP) on 28th May, 2013 for implementation in joint venture between NEEPCO, NHPC and the GoAP. The preparation of DPR and comprehensive environmental studies are under process. As desired by the MOEF, GOI, a new PFR is under preparation for approval of term of reference (TOR). A draft Shareholders' Agreement between NEEPCO and NHPC is under finalization.

iii. Siang Upper Stage-I Hydro Electric Project (6000 MW), Arunachal Pradesh: The GoAP conveyed its approval on 29th January, 2014 for development of the project in JV between NHPC, NEEPCO and the GoAP. NHPC has also given some observations on the terms and conditions communicated by GOAP, decisions on which are awaited.

NEEPCO has requested the Ministry of Power to include both the Siang Upper Stage I & II Hydro Electric Projects in the category of National Projects for fast tracking their implementation.

iv. Tipaimukh Hydro Electric Project (1500 MW), Manipur: On 10th December, 2012 the MoP conveyed its decision to induct NEEPCO as a partner in the aforesaid JV in lieu of SJVNL. Finalization of the Draft Promoters' Agreement is in process between NEEPCO & NHPC. Meanwhile, the MOEF recommended exploring the feasibility of smaller dams involving smaller forest area. NHPC explored the feasibility of the project with reduction in FRL from 175m to 155m that would result in 26% reduction of forest area. The MoP desired NHPC to explore the techno-commercial aspect of the proposal. On 24th January, 2014, NEEPCO had suggested to NHPC to explore the feasibility of the project with FRL below 155m keeping reservoir submergence to the minimum corresponding to power generation capacity only.

v. Gumti SHP (15 MW), Tripura: A JV Company between NEEPCO and TSECL is proposed for renovation of this project. NEEPCO has prepared a draft report on the project. A Draft MOU is being finalized for signing between NEEPCO and TSECL, which is expected shortly.

B. THERMAL

vi. 35 MW Rokhia Gas Based CC Project in JV with Tripura State Electricity Corporation: The Government of Tripura has agreed in principle for formation of a JV between NEEPCO and TSECL for conversion of the Rokhia (63 MW) & Baramura (42 MW) Gas based Power Plants into Combined Cycle configuration by adding 35 MW & 26 MW steam turbines respectively. The NIB for preparation of DPRs for Rokhia and Baramura was floated on 5th

December, 2013. Evaluations have been completed and the Corporation is in the final stages for award of the work. A draft MOU/ JV agreement for the above projects with the Government of Tripura is under finalization.

vii. 26 MW Baramura Gas Based CC Project in JV with the Tripura State Electricity Corporation.

C. RENEWABLE ENERGY PROJECTS

viii. *50 MW Solar Power Project of SECI* in Madhya Pradesh: The Share Holder Agreement between M/s WAAREE Energies Ltd. was concluded on 28th March, 2014 for implementation of the project in JV with NEEPCO's Equity Participation of 40%.

ix. 100 MW Wind Power Project, Gujarat: The MOU with ECI Engineering & Construction Co. Ltd. was signed on 28th March, 2014 for implementation of 100 MW Wind Power Project, Gujarat in JV with NEEPCO's Equity Participation of 40%.

E. GROSS DEBT : EQUITY RATIO PRIOR TO AND AFTER THE ISSUE OF THIS SECURITY:

Prior to the Issue	After the issue
1.23	1.40

V. A BRIEF HISTORY OF THE ISSUER SINCE ITS INCORPORATION GIVING DETAILS OF ITS ACTIVITIES

The North Eastern Electric Power Corporation Ltd. (NEEPCO Ltd.) was incorporated on 2nd April, 1976 under the Companies Act, 1956 with an Authorised Capital of Rs.75 crores. NEEPCO is a Schedule "A" Government of India Enterprise under the Ministry of Power. Its primary goal is the integrated and efficient development of the Power Sector in the Region by planning, investigating and preparing preliminary feasibility and definite project reports followed by the actual construction, operation and maintenance of power stations and projects.

A. DETAILS OF SHARE CAPITAL AS ON LAST QUARTER END (31.12.2014)

NEEPCO is a fully owned Government of India Enterprise and its entire share capital is held by the Central Government. Presently, its authorized share capital is Rs.5000 crore. The paid up share capital of the Corporation was Rs.3426.12 crore.

The investment by the Government of India in the Corporation has steadily risen since its incorporation with the infusion of additional Equity for every new project undertaken by the NEEPCO. Thus, the Authorized Capital of NEEPCO had to be gradually increased from the initial amount of Rs.75.00 crores to the present Rs.5000.00 crores.

CAPITAL STRUCTURE (as on 31.12.2014)	Amount (*Rs. in lakh*)
AUTHORISED CAPITAL 5,00,00,00,000 equity shares of Rs.10/- each	**500000.00**
ISSUED, SUBSCRIBED AND PAID-UP CAPITAL 3,42,61,15,400 equity shares of Rs.10/- each	**342611.54**

B. CHANGES IN CAPITAL STRUCTURE AS ON LAST QUARTER END, FOR THE LAST FIVE YEARS

Date of Change (AGM)	Rupees	Particulars
10th July, 2009	1500,00,00,000/-	Increase in AUTHORISED SHARE CAPITAL from **Rs.3500,00,00,000/-** divided into 350,00,00,000 equity shares of Rs.10/- each to **Rs.5000,00,00,000/-** divided into 500,00,00,000 equity shares of Rs.10/- each.

C. EQUITY SHARE CAPITAL HISTORY OF THE COMPANY AS ON LAST QUARTER END, FOR THE LAST FIVE YEARS

Date of Allotment	No. of Equity Shares	Face Value Rs.	Issue Price Rs.	Consideration (Cash, other than cash, etc)	Cumulative	
					No. of Equity Shares	Equity Share Capital (*Rs. in lakhs*)
20-02-2009	1,38,20,000	10.00	10.00	-	319,27,48,800	3192,74.88
26-08-2009	1,16,60,000	10.00	10.00	-	320,44,08,800	3204,40.88
25-11-2009	2,33,40,000	10.00	10.00	-	322,77,48,800	3227,74.88
23-03-2010	41,81,600	10.00	10.00	Book adjustment by Govt. of India	323,19,30,400	3231,93.04
20-05-2011	4,50,00,000	10.00	10.00	-	327,69,30,400	3276,93.04

02-03-2012	1,53,00,000	10.00	10.00	Book adjustment by Govt. of India	329,22,30,400	3292,23.04
20-11-2012	1,44,10,000	10.00	10.00	-	330,66,40,400	330664.04
05-02-2013	80,00,000	10.00	10.00	-	331,46,40,400	331464.04
05-12-2013	2,80,00,000	10.00	10.00	-	334,26,40,400	334264.04
14-05-2013	81,00,000	10.00	10.00	-	335,07,40,400	335074.04
26-03-2014	1,21,75,000	10.00	10.00	-	336,29,15,400	336291.54
14-05-2014	2,21,70,000	10.00	10.00	-	338,50,85,400	338508.54
16-07-2014	4,10,30,000	10.00	10.00	-	342,61,15,400	342611.54

Note: NEEPCO is fully owned by the President of India; hence the nature of allotment of all the above equity shares is only on fully paid-up basis on receipt of equity sanction orders from the Govt. of India from time to time.

D. DETAILS OF ANY ACQUISITION OR AMALGAMATION IN THE LAST 1 YEAR

None.

E. DETAILS OF ANY REORGANIZATION OR RECONSTRUCTION IN THE LAST 1 YEAR

None.

F. ANY FINANCIAL OR OTHER MATERIAL INTEREST OF THE DIRECTORS, PROMOTERS OR KEY MANAGERIAL PERSONNEL IN THE OFFER AND THE EFFECT OF SUCH INTEREST IN SO FAR AS IT IS DIFFERENT FROM THE INTERESTS OF OTHER PERSONS

Nil

G. DETAILS OF ANY LITIGATION OR LEGAL ACTION PENDING OR TAKEN BY ANY MINISTRY OR DEPARTMENT OF THE GOVERNMENT OR A STATUTORY AUTHORITY AGAINST ANY PROMOTER OF THE OFFEREE COMPANY DURING THE LAST THREE YEARS IMMEDIATELY PRECEDING THE YEAR OF THE CIRCULATION OF THE OFFER LETTER AND ANY DIRECTION ISSUED BY SUCH MINISTRY OR DEPARTMENT OR STATUTORY AUTHORITY UPON CONCLUSION OF SUCH LITIGATION OR LEGAL ACTION SHALL BE DISCLOSED

Nil

H. RELATED PARTY TRANSACTIONS ENTERED DURING THE LAST THREE FINANCIAL YEARS IMMEDIATELY PRECEDING THE YEAR OF CIRCULATION OF OFFER LETTER INCLUDING WITH REGARD TO LOANS MADE OR GUARANTEES GIVEN OR SECURITIES PROVIDED

Nil

I. SUMMARY OF RESERVATIONS OR QUALIFICATIONS OR ADVERSE REMARKS OF AUDITORS IN THE LAST FIVE FINANCIAL YEARS IMMEDIATELY PRECEDING THE YEAR OF CIRCULATION OF OFFER LETTER AND OF THEIR IMPACT ON THE FINANCIAL STATEMENTS AND FINANCIAL POSITION OF THE COMPANY AND THE CORRECTIVE STEPS TAKEN AND PROPOSED TO BE TAKEN BY THE COMPANY FOR EACH OF THE SAID RESERVATIONS OR QUALIFICATIONS OR ADVERSE REMARK

Nil

J. DETAILS OF ANY INQUIRY, INSPECTIONS OR INVESTIGATIONS INITIATED OR CONDUCTED UNDER THE COMPANIES ACT OR ANY PREVIOUS COMPANY LAW IN THE LAST THREE YEARS IMMEDIATELY PRECEDING THE YEAR OF CIRCULATION OF OFFER LETTER IN THE CASE OF COMPANY AND ALL OF ITS SUBSIDIARIES

Nil

K. DETAILS OF ACTS OF MATERIAL FRAUDS COMMITTED AGAINST THE COMPANY IN THE LAST THREE YEARS, IF ANY, AND IF SO, THE ACTION TAKEN BY THE COMPANY

Nil

VI. DETAILS OF THE SHAREHOLDING OF THE COMPANY AS ON LATEST QUARTER END (31.12.2014)

A. SHAREHOLDING PATTERN OF THE COMPANY AS ON 31.12.2014:

Sr. No.	Particulars	Total No. of Equity Shares	No. of shares in demat form	Total Shareholding as % of Total No. of Equity Shares
1.	100% held by Govt. of India as shown in Sl. (ii) below.	3,42,61,15,400	Nil	100%

B. LIST OF TOP 10 HOLDERS OF EQUITY SHARES OF THE COMPANY AS ON THE LATEST QUARTER END (31.12.2014):

Sl.	Name of the shareholder	Total no. of Shares	No. of shares in demat form	Total Shareholding as % of Total no. of equity shares	Remarks
1	Shri P. C Pankaj Chairman & Managing Director, NEEPCO Ltd.	100	Nil	-	
2	Shri A. G. West Kharkongor, Director (Finance), NEEPCO Ltd.	100	Nil	-	
3	Shri U. Moral, Director (Technical), NEEPCO Ltd.	100	Nil	-	
4	Shri S. B. Borgohain, Director (Personnel), NEEPCO Ltd.	100	Nil	-	
5	Shri G. Sai Prasad Joint Secretary (Hydro), Ministry of Power	100	Nil	-	
6	Shri Raj Pal, Economic Advisor Ministry of Power	100	Nil	-	
7	The President of India	3426114800	Nil	-	Equity issued against various projects
	TOTAL	**3426115400**			

VII. DETAILS REGARDING THE DIRECTORS OF THE COMPANY

A. DETAILS OF THE CURRENT DIRECTORS OF THE COMPANY

Sl.	NAME AND DESIGNATION	DIN	AGE	ADDRESS	DIRECTOR OF THE COMPANY SINCE	OTHER DIRECTORSHIPS
FUNCTIONAL DIRECTORS :						
1	Shri P.C.Pankaj	03640772	58 years	Chairman & Managing Director NEEPCO Ltd., Brookland Compound, Lower New Colony, Shillong-793003	03.06.2011	1. WAANEEP Solar Private Limited
2	Shri A.G.West Kharkongor	03264625	55 years	Director (Finance NEEPCO Ltd., Brookland Compound, Lower New Colony, Shillong-793003	19.08.2010	---
3	Shri Utpal Moral	03434273	58 years	Director (Technical) NEEPCO Ltd., Brookland Compound, Lower New Colony, Shillong-793003	08.02.2011	---
4	Shri Satyabrata Borgohain	06801073	55years	Director (Personnel) NEEPCO Ltd., Brookland Compound, Lower New Colony, Shillong-793003	01.01.2014	---

GOVERNMENT OF INDIA NOMINEE:						
5	Shri Raj Pal,	02491831	53 years	Economic Advisor Ministry of Power, Govt.of India Shram Shakti Bhawan, Rafi Marg, New Delhi --110 001	01.11.2013	1. THDC India Limited
NORTH EASTERN STATES' NOMINEE:						
6	Shri Kaling Tayeng	07005188	40 years	Commissioner (Power), Govt.of Arunachal Pradesh, Jal Vidyut Bhawan, Itanagar 791111 Arunachal Pradesh	11.11.2014	1. Hydro Power Development Corporation of Arunachal Pradesh Ltd.
INDEPENDENT DIRECTORS:						
7	Shri Ardhendu Sen	00297393	63 years	J-1229,Palam Vihar, Gurgaon-122017	06.07.2012	1. The West Bengal Power Development Corporation Ltd.
8	Shri Ashok Sinha	00299600	63 Years	Flat No.13, Yayapi Housing society, Sector-58 "A" ,Nerul West, Palm Beach Road, Navi Mumbai – 400706	31.12.2012	1. Indian Commodity Exchange Limited. 2. Prabhat Dairy Private Limited. 3. Kejriwal Bee Care India Private Limited.
9	Dr. Ramesh B. Baheti	00008202	66 years	Independent Director, 23, Old Palasia, A.B.Road, Indore-452001 Madhya Pradesh	13.11.2013	1. STI India Ltd. 2. STI Power India Private Ltd. 3. STI Fabricraft Private Ltd. 4. STI Phoenix Wear Private Ltd. 5. STI Amenities & Hospitality Ltd.
10	Shri Santosh Saraf	00073618	63 years	108, Standard House,83, Maharshi Karve Road, Mumbai-400002	06.07.2012	1. Smridhi Consul-tants Pvt. Ltd. 2. Smridhi Plast Private Ltd.
11	Shri Shantikam Hazarika	00523656	66 years	'Hazarikas' 11 Nizorapara, Chandmari, Guwahati-781003	06.07.2012	1. The Gauhati Stock Exchange Ltd. 2. Assam Electronics Development Corporation Ltd. 3. NHPC Ltd.

B. DETAILS OF CHANGE IN DIRECTORS SINCE LAST THREE YEARS

SI.	NAME	DIN	DATE OF APPOINTMENT	DATE OF CESSATION	REMARKS
1	Shri K.L.Nghinglova	01999760	10.12.2007	26.04.2011	
2	Shri Sumeet Jerath	02979835	27.04.2010	04.09.2013	
3	Shri Sudhir Kumar	02669103	29.09.2009	16.12.2011	
4	Shri G. Sai Prasad	00325308	16.12.2011	01.11.2013	
5	Shri Tenzing Norbu	01718876	24.07.2007	04.09.2013	
6	Shri B.K.Dev Varma	00465688	18.06.2002	04.09.2013	
7	Shri R.B.Thong	02242211	29.01.2008	04.09.2013	
8	Shri J.P.Rajkhowa	00469283	20.02.2008	19.02.2011	
9	Shri Shantikam Hazarika	00523656	20.02.2008	19.02.2011	
10	Shri Sujit Chakravorty	00066344	20.02.2008	19.02.2011	
11	Shri Arun Datta	00180069	06.07.2012	07.10.2013	
12	Shri I.P.Barooah	00740146	01.08.2006	31.12.2013	
13	Shri T. P. Khaund	03547418	26.04.2011	03.09.2014	

C. REMUNERATION OF DIRECTORS (DURING THE LAST THREE FINANCIAL YEARS)

Name of Director (2013-14)	Designation	Salary (Rs.)	Benefits (Rs.)	PRP (Rs.)	Total (Rs.)
Shri P. C. Pankaj	Chairman & Managing Director	2698443	494537	391680	3584660
Shri A.G.West Kharkongor	Director (Finance)	2593269	1844828	323672	4761769
Shri Utpal Moral	Director (Technical)	2554897	1095602	241003	3891502
Shri Satyabrata Borgohain	Director (Personnel)	617100	112998	-	730098
Shri I. P. Barooah	Ex-Director (Personnel)	1976520	1448829	-	3425349

Name of Director (2012-13)	Designation	Salary (Rs.)	Benefits (Rs.)	PRP (Rs.)	Total (Rs.)
Shri P. C. Pankaj	Chairman & Managing Director	2440045	405735	-	2845780
Shri I. P. Barooah	Director (Personnel)	2656949	375604	1229547	4262100
Shri A.G.West Kharkongor	Director (Finance)	2391099	547374	380048	3318521
Shri Utpal Moral	Director (Technical)	2320381	449031	295930	3065342
Shri V. K. Abbey	Ex-Chairman & Managing Director	-	-	196377	196377
Shri M. R. Ghosh	Ex-Director (Finance)	-	-	631620	631620
Shri N. Bhattarcharjee	Ex-Director (Technical)	-	-	580460	580460

Name of Director (2011-12)	Designation	Salary (Rs.)	Benefits (Rs.)	PRP (Rs.)	Total (Rs.)
Shri P. C. Pankaj	Chairman & Managing Director	1849534	226807	-	2076341
Shri I. P. Barooah	Director (Personnel)	3407631	449490	-	3857121
Shri A.G.West Kharkongor	Director (Finance)	2236740	437506	169631	2843877
Shri Utpal Moral	Director (Technical)	2103583	312656	164390	2580629
Shri V. K. Abbey	Ex-Chairman & Managing Director	446599	324540	877500	1648639
Shri M. R. Ghosh	Ex-Director (Finance)	477784	18882	562341	1059007
Shri N. Bhattarcharjee	Ex-Director (Technical)	1056333	152428	247769	1456530

VIII. DETAILS REGARDING THE STATUTORY AUDITORS OF THE COMPANY

A. DETAILS OF THE AUDITOR OF THE COMPANY:

Name	Address	Auditors for	Auditor since
M/s Nundi & Associates	7C, Kiron Shankar Roy Road, Hastings Chamber, 3rd Floor, Kolkata - 700001	2014-15	17th September, 2014

Being a Government Company, the statutory auditors are appointed by the Comptroller and Auditor General of India ("CAG").

B. DETAILS OF CHANGE IN AUDITORS SINCE LAST THREE YEARS:

Name	Address	Date of Appointment/ Resignation	Auditor of the Company since (in case of resignation)	Remarks
M/s Nundi & Associates	7C, Kiron Shankar Roy Road, Hastings Chamber, 3rd Floor, Kolkata - 700001	For 2011-12: 14th September, 2011 For 2012-13: 28th August, 2012 For 2013-14: 13th September, 2013	Not applicable	
M/s ADD & Associates	Mercantile Building, 9 Lal Bazar Street, 3rd Floor, Block 'A', Kolkata – 700 001	For 2009-10: 10th July, 2009 For 2010-11: 7th September, 2010	Not applicable	

IX. DETAILS OF BORROWINGS OF THE COMPANY AS ON 31.12.2014

A. DETAILS OF SECURED LOAN FACILITIES:

Rs. in crore

Lender's Name	Type of Facility	Amount Sanctioned	Principal Amount Outstanding	Repayment Date / Schedule	Security
1. LICI	Long Term Loan	313.75	2.64	Annual repayment on 15th July. Last repayment due on 15-07-2015	Hypothecation of assets of the Corporation
2. ECB, SBI-Singapore	Long Term Loan	USD 100 million	584.60	Quarterly on 20th June, 20th Sept., 20th Dec. and 20th March	Hypothecation of assets of the Corporation

B. DETAILS OF UNSECURED LOAN FACILITIES:

Rs. in crore

Lender's Name	Type of Facility	Amount Sanctioned	Principal Amount Outstanding	Repayment Date / Schedule
1. Govt. of India	Subordinate Loan	290.96	290.96	Annual repayment starting from 16th year after commissioning of the Tuirial HEP until the 30th year.
2. KfW, Germany	Long Term Loan	€ 80 million	470.59	30 equal half-yearly instalments payable on 30th December and 30th June as per schedule starting 30th December, 2013

C. DETAILS OF NCDS:

Rs. in crore

Debenture Series	Tenure / Period of Maturity	Coupon	Amount	Date of Allotment	Redemption Date/ Schedule	Credit Rating	Secured / unsecured	Security
XIth	10 years	10.20%	40.00	15-12-2011	15-12-2021	ICRA AA-	Secured	Mortgage under Trust Deed
XIIth	10 years	9.25%	120.00	27-06-2012	1) 27-06-2018 2) 27-06-2019 3) 27-06-2020 4) 27-06-2021 5) 27-06-2022 @ 20% of Face Value on each date	ICRA AA-	Secured	
XIIIth	10 years	9.00%	72.50	15-03-2013	1) 15-03-2019 2) 15-03-2020 3) 15-03-2021 4) 15-03-2022 5) 15-03-2023 @ 20% of Face Value on each date	ICRA AA-	Secured	
XIVth	10 years	9.60%	2500.00	01-10-2014	1) 01-10-2020 2) 01-10-2021 3) 01-10-2022 4) 01-10-2023 5) 01-10-2024 @ 20% of Face Value on each date	ICRA AA- & CARE AA-	Secured	

D. LIST OF TOP 10 DEBENTURE HOLDERS AS ON 31.12.2014:

	Name of the Holders	Amount *(Rs. in Crore)*
1	PowerGrid Employee Provident Fund Trust	69.10
2	Indian Oil Corporation Ltd. (Refineries Division) EPF	70.00
3	Punjab National Bank	75.00
4	Kotak Mahindra Trustee Company Limited A/c Kotak Mahindra Bond Short Term Plan	85.00
5	Union Bank of India	105.00
6	ICICI Securities Primary Dealership Limited	155.00
7	Food Corporation of India CPF Trust	157.80
8	Central Bank of India	360.00
9	Axis Bank Limited	490.30
10	ICICI Bank Limited	506.60
	TOTAL	**2073.80**

E. THE AMOUNT OF CORPORATE GUARANTEE ISSUED BY THE ISSUER ALONG WITH NAME OF THE COUNTERPARTY (LIKE NAME OF THE SUBSIDIARY, JV ENTITY, GROUP COMPANY, ETC) ON BEHALF OF WHOM IT HAS BEEN ISSUED.

None.

F. DETAILS OF COMMERCIAL PAPER:

None.

G. DETAILS OF REST OF THE BORROWING (IF ANY INCLUDING HYBRID DEBT LIKE FCCB, OPTIONALLY CONVERTIBLE DEBENTURES / PREFERENCE SHARES).

None.

H. DETAILS OF ALL DEFAULT/S AND/OR DELAY IN PAYMENTS OF INTEREST AND PRINCIPAL OF ANY KIND OF TERM LOANS, DEBT SECURITIES AND OTHER FINANCIAL INDEBTEDNESS INCLUDING CORPORATE GUARANTEE ISSUED BY THE COMPANY, IN THE PAST 5 YEARS.

None.

I. DETAILS OF ANY OUTSTANDING BORROWINGS TAKEN/ DEBT SECURITIES ISSUED WHERE TAKEN / ISSUED (I) FOR CONSIDERATION OTHER THAN CASH, WHETHER IN WHOLE OR PART, (II) AT A PREMIUM OR DISCOUNT, OR (III) IN PURSUANCE OF AN OPTION.

None.

J. MANAGEMENT'S PERCEPTION OF RISK FACTORS:

Prospective investors should carefully consider all the information in this Private Placement Offer Letter, including the risks and uncertainties described below, before making an investment in the Bonds. The risks and uncertainties described in this section are not the only risks that we currently face. Additional risks and uncertainties not known to us or that we currently believe to be immaterial may also have an adverse effect on our business prospects, results of operations and financial condition. If any of the following or any other risks actually occur, our business prospects, results of operations and financial condition could be adversely affected and the price of, and the value of your investment in the Bonds could decline and you may lose all or part of your redemption amounts and/ or interest amounts.

(i) RISKS RELATING TO OUR BUSINESS AND INDUSTRY

1. With the power sector industry becoming increasingly competitive, the Corporation's growth will depend largely on its ability to minimize costs and maximize revenues.
2. Our revenues are largely dependent on the ability of our power stations to perform at optimal levels. The performance of our hydro stations at optimum levels depends upon the water levels of the rivers and reservoirs which in turn depend upon rainfall conditions. A decline in rainfall levels may results in lower levels of generation by the hydro stations which would in turn result in lower revenues for the Corporation.
3. Significant shortages in the supply of natural gas could adversely affect our thermal stations which would adversely affect our financial condition and results of operations
4. Power sector CPSUs are required to adhere to certain norms as approved by the Government of India through the Ministry of Power and other authorities as well as the Central Electricity Regulatory Commission (CERC). Changes in the regulatory regime by the CERC with respect to tariff regulations may adversely affect our financial condition and

results of operations. The Corporation may also be vulnerable to the introduction of rules, regulations and norms of operation by the Government of India from time to time.

5. The Corporation enjoys certain tax benefits which may be withdrawn thereby adversely affecting our business, financial condition and results of operations.
6. We have borrowed in foreign currency and are likely to continue to do so in the future which exposes us to fluctuations in foreign exchange rates thereby adversely affecting our financial condition and results of operations.
7. The construction, maintenance and operation of power projects carry certain risks which to the extent they materialize could adversely affect our business and financial performance
8. Negative trends in the Indian power sector or the Indian economy could adversely affect our business and financial performance.
9. As the Corporation uses IT in many of its work processes there are possible risks of IT frauds.

(ii) RISKS RELATING TO THE INDIAN ECONOMY

10. A slowdown in the economic growth in India could adversely impact our business.
11. The growth of the power sector in India is dependent on the continued growth of the Indian economy and regulatory developments in India. Any adverse change in policy implementation / industry demand may adversely affect us.
12. Our ability to raise foreign currency borrowings may be constrained by regulatory, statutory and legal conditions in the country.
13. Any downgrading of India's sovereign rating by a credit rating agency could have a negative impact on our business

(iii) RISKS RELATING TO THE BONDS

14. There is no guarantee that the Bonds issued pursuant to this Issue will be listed on BSE in a timely manner.
15. Any downgrading in credit rating of our Bonds may affect the trading price of our Bonds and our ability to raise funds.
16. Payments made on the Bonds will be subordinated to certain tax and other liabilities preferred by law.

X. DETAILS OF PROMOTERS OF THE COMPANY

None. (*NEEPCO Ltd. fully owned by the Government of India*)

XI. ABRIDGED VERSION OF AUDITED CONSOLIDATED (WHEREVER AVAILABLE) AND STANDALONE FINANCIAL INFORMATION (LIKE PROFIT & LOSS STATEMENT, BALANCE SHEET AND CASH FLOW STATEMENT) FOR AT LEAST LAST THREE YEARS AND AUDITOR QUALIFICATIONS , IF ANY

Rs. in lakh

	BALANCE SHEET	As at 31st March, 2014	As at 31st March, 2013	As at 31st March, 2012
	I. EQUITY AND LIABILITIES			
1)	**Shareholders' funds**			
	(a) Share Capital	336291.54	331464.04	329223.04
	(b) Reserve and Surplus	189476.29	168327.03	149011.33
2)	**Share application money pending allotment**	2217.00	810.50	0.50
3)	**Non-Current liabilities**			
	a) Long-term borrowings	289938.13	186375.00	122368.96
	b) Deferred Tax liabilities	52731.10	52716.31	55534.81
	Less : Deferred Tax Recoverable	52716.31	52716.31	(55534.81)
	Deferred Tax (Net)	17.79	0.00	0.00
	c) Other Long term Liabilities	227.59	248.33	279.79
	d) Long Term Provisions :	14983.15	19127.41	17222.52
4)	**Current liabilities**			
	a) Short term borrowings	11000.00	0.00	0.00
	b) Trade Payables	9195.24	10004.65	13777.66
	c) Short term Provisions :	49030.11	46172.84	10425.07
	d) Other Current Liabilities	19702.85	15587.39	32855.25
	TOTAL	**922076.69**	**778117.19**	**675163.62**
	II ASSETS			
	Non-Currents Assets			
1)	(a) Fixed Assets			

	(i) Tangible assets	219947.89	225319.74	235856.04
	(ii) Intangible assets	12.90	19.43	38.68
	(iii) Capital work -in-progress	522579.25	353058.42	236927.27
	(b) Non-Current investments	10149.06	19098.12	28647.18
	(c) Long-term loans and advances	18694.13	28564.46	29707.20
	(d) Other non-current assets	758.51	740.04	1572.29
2)	**Current assets**			
	(a) Current investments	9549.06	9549.06	9549.06
	(b) Inventories	17817.08	13416.42	12397.81
	(c) Trade Receivables	79190.08	74493.45	70676.93
	(d) Cash and cash equivalents	29755.80	40105.57	35776.03
	(e) Short-term loans and Advances	3775.52	2923.12	8258.70
	(f) Other current assets (Provisions)	9847.41	10829.36	5746.21
	TOTAL	**922076.69**	**778117.19**	**675153.40**

Rs. in lakh

	PROFIT & LOSS ACCOUNT	**For the year ended 31st March, 2014**	**For the year ended 31st March, 2013**	**For the year ended 31st March, 2012**
I.	Revenue from operations	127974.79	132524.48	119766.78
II.	Other income	13796.95	6715.86	7205.42
III.	**Total Revenue(I+II)**	**141771.74**	**139240.34**	**126972.20**
IV.	Expenses :			
	Cost of materials consumed	53012.31	46737.87	43242.80
	Employee benefits expense	14976.72	18528.96	19334.14
	Finance Costs	271.06	694.41	885.96
	Depreciation	13202.14	15188.87	15107.38
	Generation & Administration Expense	28111.08	23709.61	18314.37
	Other expenses	2057.37	5597.71	3448.62
	Prior Period Adjustment	1340.62	(760.71)	211.14
	Total Expenses	**112971.30**	**109696.72**	**100544.41**
V.	Profit before tax (III-IV)	28800.44	29543.62	26427.79
VI.	Tax expense:			
	(1) Current tax	9565.96	10886.61	4516.22
	(2) Deferred tax	3978.48	5573.10	
	Net current Tax	5587.48	5313.51	(3850.84)
	Deferred Tax liability	14.79	(2818.50)	
	Less : Deferred Tax Recoverable	0.00	(2818.50)	(3850.84)
		14.79	0.00	0.00
VII.	**Profit for the period (V-VI)**	**23152.17**	**24230.11**	**21911.57**
VIII.	Earnings per equity Share:			
	(1) Basic	**0.70**	**0.72**	**0.67**
	(2) Diluted	**0.70**	**0.72**	**0.67**

Rs. in lakh

CASHFLOW	**2013-14**	**2012-13**	**2011-12**
Net Profit Before Tax	28800.44	29543.62	26427.79
Cash Flow from operating activities	41141.59	47219.78	14573.65
Working Capital adjustment	(4340.01)	16029.40	(846.84)
Cash flow from Investing activities	(147570.63)	(104196.04)	(69877.02)
Cash flow from financing activities	106645.76	50796.86	36035.05
Net increase(Decrease) in cash and cash equivalents	(10349.77)	4329.54	6312.63
Closing Cash and cash equivalents	29755.80	40105.57	35776.03

Bond Cash Flows:

Interest Due Dates	Day of the week	Interest Payment Dates	Day of the week	No. of days in Coupon Period	Interest Amount (In Rs.)	Principal Amount (in Rs.)	Total Payment (in Rs.)
Deemed Date of Allotment:			25-03-2015				
2015-16							
25-Sep-2015	Friday	25-Sep-2015	Friday	184	46,000.00		46,000.00
25-Mar-2016	Friday	25-Mar-2016	Friday	182	45,500.00		45,500.00
2016-17							
25-Sep-2016	Sunday	26-Sep-2016	Monday	185	46,377.00		46,377.00
25-Mar-2017	Saturday	25-Mar-2017	Saturday	180	45,123.00		45,123.00
2017-18							
25-Sep-2017	Monday	25-Sep-2017	Monday	184	46,000.00		46,000.00
25-Mar-2018	Sunday	26-Mar-2018	Monday	182	45,500.00		45,500.00
2018-19							
25-Sep-2018	Tuesday	25-Sep-2018	Tuesday	183	46,001.00		46,001.00
25-Mar-2019	Monday	25-Mar-2019	Monday	181	45,499.00		45,499.00
2019-20							
25-Sep-2019	Wednesday	26-Sep-2019	Thursday	185	46,250.00		46,250.00
25-Mar-2020	Wednesday	25-Mar-2020	Wednesday	181	45,250.00		45,250.00
2020-21							
25-Sep-2020	Friday	25-Sep-2020	Friday	184	46,126.00		46,126.00
25-Mar-2021	Thursday	25-Mar-2021	Thursday	181	45,374.00	200,000.00	245,374.00
2021-22							
25-Sep-2021	Saturday	25-Sep-2021	Saturday	184	36,901.00		36,901.00
25-Mar-2022	Friday	25-Mar-2022	Friday	181	36,299.00	200,000.00	236,299.00
2022-23							
25-Sep-2022	Sunday	26-Sep-2022	Monday	185	27,826.00		27,826.00
25-Mar-2023	Saturday	25-Mar-2023	Saturday	180	27,074.00	200,000.00	227,074.00
2023-24							
25-Sep-2023	Monday	25-Sep-2023	Monday	184	18,400.00		18,400.00
25-Mar-2024	Monday	25-Mar-2024	Monday	182	18,200.00	200,000.00	218,200.00
2024-25							
25-Sep-2024	Wednesday	26-Sep-2024	Thursday	185	9,275.00		9,275.00
25-Mar-2025	Tuesday	25-Mar-2025	Tuesday	180	9,025.00	200,000.00	209,025.00
TOTAL				**10 years**	**732,000.00**	**1,000,000.00**	**1,732,000.00**

1) Cash Flows for the Bond issue have been calculated as per SEBI Circular No.CIR/IMD/DF/18/2013 dated October 29, 2013.

2) Interest is calculated up to one day prior to coupon payment date i.e. if 01.04.2015 is the payment date, then interest will be calculated upto 31.03.2015.

3) If any payment date falls on a day which is not a Business Day ('Business Day' being a day on which Commercial Banks are open for Business in the city of Shillong) then payment of interest will be made on the next day that is a business day.

4) Total interest outflow for the Corporation for each Bond will be limited to the amount of interest computed on the Face Value of Rs.10,00,000 for a period of 10 years with redemption of 20% of the Face Value each on the 6th, 7th, 8th, 9th and 10th anniversary dates from the Deemed Date of Allotment.

XII. ABRIDGED VERSION OF LATEST AUDITED / LIMITED REVIEW HALF YEARLY CONSOLIDATED (WHEREVER AVAILABLE) AND STANDALONE FINANCIAL INFORMATION (LIKE PROFIT & LOSS STATEMENT AND BALANCE SHEET) AND AUDITORS QUALIFICATIONS, IF ANY

Nil.

XIII. ANY MATERIAL EVENT/ DEVELOPMENT OR CHANGE AT THE TIME OF ISSUE OR SUBSEQUENT TO THE ISSUE WHICH MAY AFFECT THE ISSUE OR THE INVESTOR'S DECISION TO INVEST/ CONTINUE TO INVEST IN THE DEBT SECURITIES

Nil.

XIV. THE NAMES OF THE DEBENTURE TRUSTEE(S) SHALL BE MENTIONED WITH STATEMENT TO THE EFFECT THAT DEBENTURE TRUSTEE(S) HAS GIVEN HIS CONSENT TO THE ISSUER FOR HIS APPOINTMENT UNDER REGULATION 4 (4) AND IN ALL THE SUBSEQUENT PERIODICAL COMMUNICATIONS SENT TO THE HOLDERS OF DEBT SECURITIES.

In accordance with the provisions of (i) Securities and Exchange Board of India (Issue and Listing of Debt Securities) Regulations, 2008 issued vide circular no. LAD-NRO/GN/2008/13/127878 dated June 06, 2008, as amended, (ii) Securities and Exchange Board of India (Issue and Listing of Debt Securities) (Amendment) Regulations, 2012 issued vide circular no. LAD-NRO/GN/2012-13/19/5392 dated October 12, 2012, as amended, (iii) the Companies Act, 2013 and (iv) Securities and Exchange Board of India (Debenture Trustees) Regulations, 1993, the Issuer has appointed SBICAP Trustee Company Ltd. to act as Trustees ("Trustees") for and on behalf of the holder(s) of the Bonds. The address and contact details of the Trustees are as under:

SBICAP Trustee Company Ltd.
Apeejay House, 6th Floor, 3 Dinshaw Waccha Road, Churchgate, Mumbai 400 020
Tel.:- 022 4302 5555
Fax: 022-22040465
Email:- corporate@sbicaptrustee.com

A copy of the letter from SBICAP Trustee Company Ltd. conveying their consent to act as Trustee for the current issue of Bonds is enclosed elsewhere in this Disclosure Document.

NEEPCO and the Trustees shall enter into a Trustee Agreement specifying, inter alia, the powers, authorities and obligations of the Trustees and NEEPCO. By applying for the Bonds, the Bondholders shall without further action or deed, be deemed to have irrevocably given their consent to and authorised the Trustees or any of their agents or authorized officials to do, inter alia, all acts, deeds, matters and things in respect of or relating to the security to be created for securing the Bonds being offered in terms of this Document including the right to substitute or release any property charged in their favour and/or to create a charge on additional properties in their favour including the right of the Trustees to release, and/or substitute relevant title deeds in respect thereof. All the rights and remedies of the Bondholders shall vest in and shall be exercised by the Trustees without reference to the Bondholders. Any payment made by NEEPCO to the Trustees on behalf of the Bondholders shall discharge NEEPCO any liability to the Bondholders. No Bondholder shall be entitled to proceed directly against NEEPCO unless the Trustees, having become so bound to proceed, fail to do so.

XV. THE DETAILED RATING RATIONALE (S) ADOPTED (NOT OLDER THAN ONE YEAR ON THE DATE OF OPENING OF THE ISSUE)/ CREDIT RATING LETTER ISSUED (NOT OLDER THAN ONE MONTH ON THE DATE OF OPENING OF THE ISSUE) BY THE RATING AGENCIES SHALL BE DISCLOSED

The company has obtained a rating of **"CARE AA-"** for the proposed Bond Issue from CARE Ltd. vide letter dated 29th January, 2015 and rating rationale dated 12th February, 2015. Facilities with this rating are considered to have very low credit risk.

The above ratings are not recommendations to buy, sell or hold securities and investors should take their own decision. The rating may be subject to revision or withdrawal at any time by the assigning rating agencies and should be evaluated independently of any other rating. The rating obtained is subject to revision at any point of time in the future. The rating agencies have the right to suspend, withdraw the rating at any time on the basis of new information etc.

XVI. IF THE SECURITY IS BACKED BY A GUARANTEE OR LETTER OF COMFORT OR ANY OTHER DOCUMENT / LETTER WITH SIMILAR INTENT, A COPY OF THE SAME SHALL BE DISCLOSED. IN CASE SUCH DOCUMENT DOES NOT CONTAIN DETAILED PAYMENT STRUCTURE (PROCEDURE OF INVOCATION OF GUARANTEE AND RECEIPT OF PAYMENT BY THE INVESTOR ALONG WITH TIMELINES); THE SAME SHALL BE DISCLOSED IN THE OFFER DOCUMENT.

Nil.

XVII. COPY OF CONSENT LETTER FROM THE DEBENTURE TRUSTEE "SBICAP TRUSTEE COMPANY LTD." DATED 25th FEBRUARY, 2015 CONVEYING THEIR CONSENT TO ACT AS TRUSTEE FOR THE CURRENT ISSUE OF BONDS IS ENCLOSED ELSEWHERE IN THIS DISCLOSURE DOCUMENT.

XVIII. NAMES OF ALL THE RECOGNISED STOCK EXCHANGES WHERE THE DEBT SECURITIES ARE PROPOSED TO BE LISTED CLEARLY INDICATING THE DESIGNATED STOCK EXCHANGE.

The Secured Non-Convertible Redeemable Bonds in the nature of Debentures) are proposed to be listed on the Wholesale Debt Market (WDM) Segment of the **Bombay Stock Exchange of India Ltd. ("BSE").** The Company has obtained an in-principle approval from the BSE for listing of said Bonds on its Wholesale Debt Market (WDM) Segment. The Company shall make an application to the BSE to list the Bonds to be issued and allotted under this Disclosure Document and complete all the formalities relating to listing of the Bonds **within 15 days from the deemed date of allotment of the bonds**. If such permission is not granted **within 20 days** from the from the deemed date of allotment of the bonds or where such permission is refused before the expiry of the 20 days from the closure of the Issue, the Company shall forthwith repay without interest, all monies received from the applicants in pursuance of the Disclosure Document, and if such money is not repaid within the stipulated time after the Company becomes liable to repay it (i.e. from the date of refusal or 20 days from the date of closing of the subscription list, whichever is earlier), then the Company and every director of the Company who is an officer in default shall be jointly and severally liable to repay the money, with interest at the rate of 15 per cent per annum on application money, or as prescribed by the relevant rules and regulations.

In connection with listing of Bonds with BSE, the Company hereby undertakes that:

(a) It shall comply with conditions of listing of Bonds as may be specified in the Listing Agreement with BSE.
(b) Ratings obtained by the Company shall be periodically reviewed by the credit rating agencies and any revision in the rating shall be promptly disclosed by the Company to BSE.
(c) Any change in rating shall be promptly disseminated to the holder(s) of the Bonds in such manner as BSE may determine from time to time.
(d) The Company, the Trustees and BSE shall disseminate all information and reports on Bonds including compliance reports filed by the Company and the Trustees regarding the Bonds to the holder(s) of Bonds and the general public by placing them on their websites.
(e) Trustees shall disclose the information to the holder(s) of the Bonds and the general public by issuing a press release in any of the following events:
  (i) default by the Company to pay interest on Bonds or redemption amount;
  (ii) revision of rating assigned to the Bonds;
(f) The information referred to in para (e) above shall also be placed on the websites of the Trustees, Company & BSE.

XIX. OTHER DETAILS:

A. DRR CREATION - RELEVANT REGULATIONS AND APPLICABILITY

The Company shall create a Bond/Debenture Redemption Reserve in accordance with Section 18(7)(b) of the Companies (Share Capital & Debentures) Rules, 2014.

B. ISSUE/INSTRUMENT SPECIFIC REGULATIONS - RELEVANT DETAILS (COMPANIES ACT, RBI GUIDELINES, ETC)

1. Securities and Exchange Board of India (Issue and Listing of Debt Securities) Regulations, 2008 issued vide circular no. LAD-NRO/GN/2008/13/127878 dated June 06, 2008, as amended and Securities and Exchange Board of India (Issue and Listing of Debt Securities) (Amendment) Regulations, 2012 issued vide circular no. LAD-NRO/GN/2012-13/19/5392 dated October 12, 2012).

2. The Companies Act, 2013.

C. APPLICATION PROCESS:

PROCEDURE FOR APPLYING FOR DEMAT FACILITY

1. The applicant must have at least one beneficiary account with any of the Depository Participants (DPs) of NSDL or CDSL prior to making the application.
2. The applicant must necessarily fill in the details (including the beneficiary account number and Depository Participant's ID) appearing in the Application Form under the heading 'Details for Issue of Bonds in Electronic/ Dematerialised Form'.
3. Bonds allotted to an applicant will be credited directly to the applicant's respective Beneficiary Account(s) with the DP.
4. For subscribing the bonds, names in the application form should be identical to those appearing in the account details in the depository. In case of joint holders, the names should necessarily be in the same sequence as they appear in the account details in the depository.
5. Non-transferable allotment advice/refund orders will be directly sent to the applicant by the Registrars to the Issue.
6. If incomplete/incorrect details are given under the heading 'Details for Issue of Bonds in Electronic/ Dematerialised Form' in the application form, it will be deemed to be an incomplete application and the same may be held liable for rejection at the sole discretion of the Company.
7. For allotment of Bonds, the address, nomination details and other details of the applicant as registered with DP shall be used for all correspondence with the applicant. The Applicant is therefore responsible for the correctness of its demographic details given in the application form vis-à-vis those with their DP. In case the information is incorrect or insufficient, the Issuer would not be liable for losses, if any.
8. It may be noted that Bonds being issued in electronic form, the same can be traded only on the Stock Exchanges having electronic connectivity with NSDL or CDSL. Bombay Stock Exchange Limited., where the Bonds of the Company are proposed to be listed has connectivity with NSDL and CDSL.
9. Interest or other benefits would be paid to those Bondholders whose names appear on the list of beneficial owners given by the Depositories to the Company as on Record Date/ Book Closure Date. In case of those Bonds for which the beneficial owner is not identified by the Depository as on the Record Date/ Book Closure Date, the Company would keep in abeyance the payment of interest or other benefits, till such time that the beneficial owner is identified by the Depository and conveyed to the Company, whereupon the interest or benefits will be paid to the beneficiaries, as identified, **within a period of 15 days.**

HOW TO APPLY:

This being a private placement offer, investors who are established/ resident in India and who have been addressed through this communication directly only are eligible to apply. Application shall be for a minimum number of 5 (five) Bonds and multiples of 1 (one) Bond thereafter.

Applicants may remit their application money by way of electronic transfer of funds through RTGS mechanism or through Core Banking Solution (CBS) for credit in the account of in favour of the "**North Eastern Electric Power Corporation Ltd.**" for crediting the amount to the following bank account:

Beneficiary Name	**North Eastern Electric Power Corporation Ltd.**
Account No.	**32061917621**
Bank	**State Bank of India**
Branch	**SBI Main Branch**
Location	**Kachari Road, Shillong – 793001**
Account Type	**Current**
IFSC Code	**SBIN0000181**

All Application Forms duly completed (along with all necessary documents as detailed in this Disclosure Document) must be delivered before the closing of the issue to the Issuer. While forwarding the application form, applicants must ensure that the relevant UTR number/ or any other evidence of having remitted the application money is obtained. Detailed instructions for filling up the application form are provided elsewhere in this Disclosure Document.

Applications for the Bonds must be in the prescribed form (enclosed) and completed in BLOCK LETTERS in English and as per the instructions contained therein. Applications not completed in the prescribed manner are liable to be rejected. The name of the applicant's bank, type of account and account number must be filled in the Application Form. This is required for the applicant's own safety and these details will be printed on the refund orders and interest/ redemption warrants.

The applicant or in the case of an application in joint names, each of the applicant, should mention his/her Permanent Account Number (PAN) allotted under the Income-Tax Act, 1961 or where the same has not been allotted, the GIR No. and the Income tax Circle/Ward/District. As per the provision of Section 139A (5A) of the Income Tax Act, PAN/GIR No. needs to be mentioned on the TDS certificates. Hence, the investor should mention his PAN/GIR No. if the investor does

not submit Form 15G/15AA/other evidence, as the case may be for non-deduction of tax at source. In case neither the PAN nor the GIR Number has been allotted, the applicant shall mention "Applied for" and in case the applicant is not assessed to income tax, the applicant shall mention 'Not Applicable' (stating reasons for non applicability) in the appropriate box provided for the purpose. Application Forms without this information will be considered incomplete and are liable to be rejected.

Applications may be made in single or joint names (not exceeding three). In the case of joint applications, all payments will be made out in favour of the first applicant. All communications will be addressed to the first named applicant whose name appears in the Application Form at the address mentioned therein.

All applicants are requested to tick the relevant column "Category of Investor" in the Application Form. Public/ Private/ Religious/ Charitable Trusts, Provident Funds and Other Superannuation Trusts and other investors requiring "approved security" status for making investments.

No separate receipts shall be issued for the application money. However, the Issuer will acknowledge the receipt of the applications by stamping and returning the acknowledgment slip to the applicant. Applications shall be deemed to have been received by the Issuer Company when submitted at their designated branch.

For further instructions, please read Application Form carefully.

WHO CAN APPLY

- Companies, Bodies Corporate and Societies registered under the applicable laws and authorized to invest in Bonds
- Commercial Banks and Financial Institution
- Regional rural banks
- Co-operative Banks
- Provident Funds, Superannuation funds and Gratuity funds and other Trusts which are authorized to Invest in bonds
- Statutory Corporation / Financial Institutions
- Mutual funds
- Insurance Companies
- Scientific and / or Industrial Research Organisations, which are authorized to invest in bonds.
- Non Banking Finance Companies and Residuary Non-Banking Finance Companies.
- Any other investor authorized to invest in these bonds, subject to confirmation from the issuer

However, out of the aforesaid class of investors eligible to invest, this Memorandum is intended solely for the use of the person to whom it has been sent by NEEPCO for the purpose of evaluating a possible investment opportunity by the recipient(s) in respect of the securities offered herein, and it is not to be reproduced or distributed to any other person(s) other than professional advisors of the prospective investor receiving this Memorandum from NEEPCO.

All investors are required to comply with the relevant regulations/ guidelines applicable to them for investing in the issue of Bonds.

The applications must be accompanied by certified true copies of (1) Memorandum and Articles of Association/ Constitution/ Bye-laws (2) Resolution authorizing investment and containing operating instructions (3) Specimen signatures of authorized signatories (4) Necessary forms for claiming exemption from deduction of tax at source on the interest income/ interest on application money, wherever applicable

APPLICATION UNDER POWER OF ATTORNEY OR BY LIMITED COMPANIES

In case of applications made under a Power of Attorney or by a Limited Company or a Body Corporate or Registered Society or Mutual Fund, and scientific and/or industrial research organisations or Trusts etc, the relevant Power of Attorney or the relevant resolution or authority to make the application, as the case may be, together with the certified true copy thereof along with the certified copy of the Memorandum and Articles of Association and/or Bye-Laws as the case may be must be attached to the Application Form or lodged for scrutiny separately with the photocopy of the application form, quoting the serial number of the application form and the Bank's branch where the application has been submitted, at the office of the Registrars to the Issue after submission of the application form to the Bankers to the issue or any of the designated branches as mentioned on the reverse of the Application Form, failing which the applications are liable to be rejected. Such authority received by the Registrars to the Issue more than 10 days after closure of the subscription list may not be considered.

APPLICATION BY MUTUAL FUNDS

In case of applications by Mutual Funds, a separate application must be made in respect of each scheme of an Indian mutual fund registered with SEBI. The applications made by the Asset Management Companies (AMC) or custodians of a Mutual

Fund shall clearly indicate the name of the concerned scheme for which application is being made. The application must be accompanied with certified true copies of:

1. SEBI registration certificate.
2. Resolution authorizing investment & containing operating instructions.
3. Specimen signatures of authorised signatories

MODE OF SUBSCRIPTION

This being a private placement offer, investors who are established/ resident in India and who have been addressed through this communication directly only are eligible to apply.

Copies of Disclosure Document and Application form may be obtained from the Registered Office of NEEPCO Ltd. Applications for the Bonds must be in the prescribed form (enclosed) and completed in BLOCK LETTERS in English and as per the instructions contained therein.

Applications should be for a minimum of Five Bonds and in multiples of One Bond thereafter. All cheques should be in favour of **"North Eastern Electric Power Corporation Ltd."** and crossed **"Account Payee Only"**. Alternatively, investors can remit their application money by way of electronic transfer of funds through RTGS mechanism for credit in the account of **"North Eastern Electric Power Corporation Ltd."**. For details, please refer to the "Instructions" detailed in the "Application Form.

FORCE MAJEURE

The Company reserves the right to withdraw the issue prior to the closing date in the event of any unforeseen development adversely affecting the economic and regulatory environment. The Company reserves the right to change the Issue Schedule.

RIGHT TO PURCHASE / REISSUE

Company may purchase the bonds in the open market through market makers or otherwise. Company shall retain the right or power to cancel, hold, resell or reissue these bonds or reissue other bonds in lieu thereof.

RIGHT TO ACCEPT OR REJECT APPLICATIONS

The Company reserves it's full, unqualified and absolute right to accept or reject any application, in part or in full, without assigning any reason thereof. The rejected applicants will be intimated along with the refund warrant, if applicable, to be sent. Interest on application money will be paid from the date of realisation of the cheque(s)/ demand drafts(s) till one day prior to the date of refund. The application forms that are not complete in all respects are liable to be rejected and would not be paid any interest on the application money.

Application would be liable to be rejected on one or more technical grounds, including but not restricted to:

a. Number of bonds applied for is less than the minimum application size;
b. Applications exceeding the issue size;
c. Bank account details not given;
d. Details for issue of bonds in electronic/ dematerialised form not given; PAN/GIR and IT Circle/Ward/District not given;
e. In case of applications under Power of Attorney by limited companies, corporate bodies, trusts, etc. relevant documents not submitted;

In the event that any Bond(s) applied for is/are not allotted in full, the excess application monies of such Bonds will be refunded, as may be permitted.

PAN/GIR NUMBER

All applicants must mention their Permanent Account Number or the GIR Number allotted under Income Tax Act, 1961 and the Income Tax Circle/ Ward/ District. In case where neither the PAN nor the GIR Number has been allotted, the fact of such a non-allotment should be mentioned in the Application Form in the space provided

SIGNATURES

Signatures should be made in English or in any of the Indian Languages. Thumb impressions must be attested by an authorized official of a Bank or by a Magistrate/ Notary Public under his/her official seal.

NOMINATION FACILITY

As per Section 109(A) of the Companies Act, 1956, only individuals applying as sole applicant/Joint Applicant can nominate, in the prescribed manner, a person to whom his Bonds shall vest in the event of his death. Non individuals including holders of Power of Attorney cannot nominate.

MODIFICATION OF RIGHTS

The rights, privileges, terms and conditions attached to the Bonds may be varied, modified or abrogated with the consent, in writing, of those holders of the Bonds who hold at least three fourth of the outstanding amount of the Bonds or with the sanction accorded pursuant to a resolution passed at a meeting of the Bondholders, provided that nothing in such consent or resolution shall be operative against the Company where such consent or resolution modifies or varies the terms and conditions of the Bonds, if the same are not acceptable to the Company.

XX. ISSUE DETAILS

ISSUE SIZE

The issuer proposes to issue 6000 bonds of face value of Rs.10,00,000/- each aggregating to Rs.600 crore.

AUTHORITY FOR THE ISSUE

The issue is being made in pursuance of the Board Resolution dated **10th February, 2015** and EGM Special Resolution dated **10th March, 2015.**

REGISTRATION AND GOVERNMENT APPROVALS

The Company can undertake the activities proposed by it in view of the present approvals and no further approval from any government authority(ies) is required by it to undertake the proposed activities and except those approvals which may be required to be taken in the normal course of business from time to time.

OBJECTS OF THE ISSUE

The funds will be utilized for prepayment of existing high cost borrowings and to finance the construction of various on-going hydro and thermal projects in the NER.

UTILISATION OF ISSUE PROCEEDS

The Company is managed by professionals under the supervision of its Board of Directors. Further, the Company is subject to a number of regulatory checks and balances as stipulated in its regulatory environment. Therefore, the management shall ensure that the funds raised via this private placement shall be utilized only towards satisfactory fulfillment of the objects of the issue. The Company further confirms that the proceeds of the current issue of Bonds shall not be used for providing loan to or acquisition of shares of any person who is part of the same group or who is under the same management.

MINIMUM SUBSCRIPTION

As the current issue of Bonds is being made on private placement basis, the requirement of minimum subscription shall not be applicable and therefore the Company shall not be liable to refund the issue subscription(s)/ proceed(s) in the event of the total issue collection falling short of issue size or certain percentage of issue size.

NATURE OF THE BOND

The bonds are Secured, Redeemable, Non-Convertible Taxable and in the nature of Debentures.

SECURITY

The Bonds together with interest costs and all other monies and amounts payable in respect of these Bonds will be fully secured by first pari-passu charge on identified Fixed Assets of the company with a minimum asset cover of 125% throughout the tenure of Bonds in favour of a Trustee.

The said security shall be created in favour of the Trustees within the stipulated regulatory period from the Deemed Date of Allotment or such extended period as may be permitted by the relevant authority(ies). The Security will be created by the Company, as aforesaid, in favour of the Trustee on such of the assets for which the Company obtains, after all due diligence and efforts, the requisite consents and permissions applicable under law or in accordance with the contractual conditions of holding of such assets for creating the above-mentioned charge. The creation of such security shall be sufficient compliance of the Company's obligation to create security.

TERMS OF PAYMENT

The full face value of the Bonds applied for is to be paid along with the application form. Investor(s) need to send in the application form and the Cheque/Demand Draft/ RTGS/ECS for the full face value of the Bonds applied for.

Issue Price of the Bond	Minimum Application for	Amount Payable on Application per Bond
Rs.10 lakhs	5 Bonds and in multiples of 1 Bond thereafter	Full Issue Price i.e. Rs.10 lakhs

PAY-IN-DATE & DEEMED DATE OF ALLOTMENT

Pay-in Date shall be the date on which application money has to be paid in favour of "**North Eastern Electric Power Corporation Ltd.**" by a Cheque/Demand draft. The funds can also be remitted through RTGS. Details of the Account of the Company are given in the Application form of this document. The Company reserves the right to shift the Pay-in Date and/or the Deemed Date of Allotment to any other date or allot the Bonds on multiple dates without giving any reason or any prior notice. The Company may at its sole discretion accept the subscription amount after the Pay-in Date. All benefits available to the investors shall be from the Deemed Date of Allotment and actual allotment may occur on a date other than the Deemed Date of Allotment.

LETTER(S) OF ALLOTMENT/ BOND CERTIFICATE(S)/ REFUND ORDER(S) ISSUE OF LETTER(S) OF ALLOTMENT

The beneficiary account of the investor(s) with National Securities Depository Ltd. (NSDL)/Central Depository Services (India) Ltd. (CDSL)/ Depository Participant will be given initial CREDIT **within 2 working days** from the Deemed Date of Allotment. The initial CREDIT in the account will be akin to the Letter of Allotment. On completion of the all-statutory formalities, such CREDIT in the account will be akin to a Bond Certificate.

ISSUE OF BOND CERTIFICATE(S)

The Bonds since issued in electronic (dematerialized) form, will be governed as per the provisions of The Depository Act, 1997, Securities and Exchange Board of India (Depositories and Participants) Regulations, 1997, rules notified by NSDL/ CDSL/ Depository Participant from time to time and other applicable laws and rules notified in respect thereof. The Bonds shall be allotted in DEMAT form only.

MODE OF TRANSFER OF BONDS

Transfer of theses dematerialized bonds should be in accordance with the rules/procedures as prescribed by NSDL/CDSL/Depository participant of the transferor/transferee and all other applicable laws and rules notified in respect thereof.

PUT/ CALL OPTION

There is **NO** option for any Put or Call in the current issue.

DEPOSITORY ARRANGEMENTS

The Company has made depository arrangements with National Securities Depository Limited (NSDL) and Central Depository Services (India) Limited (CDSL) for issue and holding of the Bonds in dematerialized form. As per the provisions of Depositories Act, 1996, the Bonds issued by The Company can be held in a dematerialized form, i.e. not in the form of physical certificates but be fungible and be represented by the statement issued through electronic mode. In this context, two Tripartite Agreements have been signed:

- Tripartite Agreement dated 18th June, 2002 between NEEPCO, NSDL and MCS Limited
- Tripartite Agreement dated 4th April, 2002 between NEEPCO, CDSL and MCS Limited

FICTITIOUS APPLICATIONS

Any person who:-
a) Makes, in a fictitious name, an application to a body corporate for acquiring or subscribing to, the bonds, or
b) Otherwise induces a body corporate to allot, or register any transfer of, bonds therein to them, or any other person in a fictitious name, shall be liable for legal consequences of such action.

MARKET LOT

The market lot will be one Bond ("Market Lot"). Since the Bonds are being issued only in dematerialised form, the odd lots will not arise either at the time of issuance or at the time of transfer of Bonds.

INTEREST ON APPLICATION MONEY

Interest at the Coupon Rate as per Termsheet (subject to deduction of income tax under the provisions of the Income Tax Act, 1961, or any other statutory modification or re-enactment thereof, as applicable) will be paid to all the applicants on the application money for the Bonds.

Such interest shall be paid from and including the date of realisation of cheque(s)/demand draft(s)/ RTGS/ECS up to but excluding the Deemed Date of Allotment. Such interest would be paid on all valid application. The interest on application money will be computed on the basis of actual number of days elapsed in a year. For this purpose a year would comprise a period of 365 days. In the leap year the month of February shall be considered as of 29 days and the year would be of 366 days. Such interest would be paid on all the valid applications, including the refunds. Where the entire subscription amount has been refunded, the interest on application money will be paid along with the refund orders.

The interest on application money will be remitted through RTGS/ECS or interest cheque(s)/ demand draft(s) for interest on application money (along with Refund Orders, in case of refund of application money, if any) shall be dispatched by the NEEPCO **within 10 days** from the Deemed Date of Allotment and the relative interest warrant(s) along with the Refund Order(s), as the case may be, will be dispatched by registered post/courier/speed post to the sole/ first applicant, at the sole risk of the applicant.

INTEREST ON BONDS

The Bonds shall carry interest at the coupon rates as per term sheet (subject to deduction of tax at source at the rates prevailing from time to time under the provisions of the Income Tax Act, 1961, or any other statutory modification or re-enactment thereof for which a certificate will be issued by NEEPCO) on the outstanding principal amount of Bonds till final redemption. Interest will be paid semi annually on **25th September** and **25th March** each year throughout the tenure of the Bonds till final redemption.

The first interest period shall be defined as actual number of days falling between the **Deemed Date of Allotment** to **25th September, 2015** including the first date but excluding the last date. The first interest payment would be made on **25th September, 2015**. This will be calculated by multiplying the nominal amount with the interest rate on an **"Actual / Actual"** day basis. The second and subsequent interest period is defined as the actual number of days between **25th September** and **25th March** and **25th March** & **25th September** including the first date but excluding the last date. This will be calculated by multiplying the nominal amount by the Interest Rate with the actual number of days divided by total number of days in the coupon period (as per SEBI's Circular No. CIR/IMD/DF/18/2013 dated October 29, 2013). The last Interest Payment would be made on the final redemption date, along with the redemption of principal amount. The last interest payment shall again be calculated on actual number of days i.e. from interest payment date to a day immediately preceding the date of redemption.

In case the Deemed Date of Allotment is revised (pre-poned/ postponed) then the Interest Payment Dates and Interest payment Schedule may also be revised accordingly by the Company at its sole & absolute discretion.

Interest on Bonds will cease from the date of final redemption in all events. If any interest payment date falls on a day which is not a Business Day ('Business Day' being a day on which Commercial Banks are open for Business in the city of **Shillong**) then payment of interest will be made on the next day that is a business day.

COMPUTATION OF INTEREST

The Bonds will carry interest rates as per the term sheet from the Deemed Date of Allotment. The interest will be paid from the Deemed Date of Allotment (subject to deduction of tax at source at the rates prevailing from time to time under the Income Tax Act, 1961 or any other statutory modification or re-enactment thereof) as per term sheet. The Interest shall be computed on **"Actual / Actual"** day count basis (refer SEBI's Circular No. CIR/IMD/DF/18/2013 dated October 29, 2013).

RECORD DATE

The Record Date for all interest payments and repayment of the bond value upon redemption will be the day immediately preceding the period of **15 days prior to the interest payment or redemption date**, as the case may be. Such payment will be made to the bondholder as appearing in the records of the RTA as on the said date. In case the record date, as defined herein, falls on a holiday, the record date shall be the previous Working Day immediately preceding such date.

DEDUCTION OF TAX AT SOURCE

Tax applicable under the Income-Tax Act, 1961, or any other statutory modification or re-enactment thereof will be deducted at source. Tax exemption certificate/ document, under section 193/197/197A of the Income Tax Act, 1961, if any, must be lodged at the office of the Issuer, at least fifteen (15) days prior to the interest payment date. The applicants must submit tax exemption certificate, if applicable, in respect of the interest on application money, if any, along with the application form as required under the Income Tax Act, 1961. In case of tax deducted at source, the Company will send the

TDS certificate to the investors. Therefore, to ensure non-deduction/lower deduction of tax at source from interest on application money, the investors should submit Form 15H/15AA, authority letter from Assessing Officer for non-deduction of tax as may be applicable, with the Application Form, on or before the closure of the Issue.

Regarding deduction of tax at source and the requisite declaration forms to be submitted, prospective investor is advised to consult his tax advisor before investing in the Bonds to be issued by NEEPCO.

REDEMPTION

The Bonds will be redeemed in 5 (Five) equal annual instalments each amounting to 20% of the Face Value of each Bond at the end of 6th, 7th, 8th, 9th and 10th years respectively from the Deemed Date of Allotment. The Bonds, up to the extent of the Face Value/installment(s) already redeemed, will not carry any obligation, for interest or otherwise, after the date of redemption.

The Bonds held in the dematerialised form shall be taken as discharged on payment of the redemption amount by the Company on maturity to the registered Bondholders whose name appear in the Register of Bondholders on the record date. Such payment will be a legal discharge of the liability of the Company towards the Bondholders.

In case the principal redemption date falls on a day which is not a Business Day ('Business Day' being a day on which Commercial Banks are open for Business in **Shillong**), then the payment due shall be made on the next Business Day but without liability for making payment of interest for the intervening period.

PAYMENT ON REDEMPTION

Payment on redemption will be made by cheque(s)/warrants(s) /demand draft /credit through ECS/RTGS system in the name of the Bondholder(s) whose name appears on the List of Beneficial Owners given by Depository to NEEPCO as on the Record Date. The Issuer's liability to Bondholder(s) towards all their rights including payment of interest or otherwise shall cease and stand extinguished from the due date of redemption in all events. Further, the Issuer will not be liable to pay interest, income or compensation of any kind from the date of such redemption of the Bonds.

Each installment of the Bonds shall be taken as discharged upon payment of the redemption amount on the 6th, 7th, 8th and 9th anniversary dates. The Bonds shall be taken as fully discharged upon payment of the final redemption installment on the 10th anniversary date. Such payment will be a legal discharge of the all liability of the Company towards the Bondholders. On payment of each redemption installment, the Company will inform NSDL/CDSL and accordingly the account of the Bondholders with NSDL/CDSL will be adjusted.

The liability of the Company shall stand discharged on posting of redemption warrants by Registered Post and/or remitting the redemption proceeds through ECS/EFT/RTGS to the above said Beneficiaries. No claim, damages or penal interest in respect of delayed payment, etc. shall lie upon the Company in the event of non-receipt of the same by the addressee Bondholder.

RIGHTS OF BONDHOLDERS

Bondholder is not a shareholder. The Bondholders will not be entitled to any other rights and privilege of shareholders other than those available to them under statutory requirements. The Bond(s) shall not confer upon the holders the right to receive notice, or to attend and vote at the General Meeting of the Company. The principal amount and interest on the Bonds will be paid to the registered Bondholders only, and in case of Joint Holders, to the one whose name stands first. Besides the above, the Bonds shall be subject to the provisions of the Companies Act, 1956, the Articles of Association of NEEPCO, the terms of this bond issue and the other terms and conditions as may be incorporated in the Trust deed and other documents that may be executed in respect of these Bonds.

EFFECT OF HOLIDAYS

Should any of the dates defined anywhere in the present Information Memorandum, except the Deemed Date of Allotment, fall on a Sunday or a Holiday, the next working day shall be considered as the effective date. In case the date involves a payment, then the next working day on which Scheduled Commercial Banks in Shillong are open for business shall be considered as the effective date.

LIST OF BENEFICIAL OWNERS /REGISTER OF BENEFICIAL OWNERS

The Company shall request the RTA to provide a list of Beneficial Owners as at the end of the Record Date. This shall be the list, which shall be considered for payment of interest or repayment of principal amount, as the case may be. The RTA shall maintain a register and an index of Beneficial Owners in the manner as provided for, in compliances with various applicable regulations.

SUCCESSION

In the event of the demise of the sole/first holder of the Bond(s) or the last survivor, in case of joint holders for the time being, the Company shall recognize the executor or administrator of the deceased Bondholder, or the holder of succession certificate or other legal representative as having title to the Bond(s). The Company shall not be bound to recognize such executor or administrator, unless such executor or administrator obtains probate, wherever it is necessary, or letter of administration or such holder is the holder of succession certificate or other legal representation, as the case may be, from a Court in India having jurisdiction over the matter. The Company may, in its absolute discretion, where it thinks fit, dispense with production of probate or letter of administration or succession certificate or other legal representation, in order to recognize such holder as being entitled to the Bond(s) standing in the name of the deceased Bondholder on production of sufficient documentary proof or indemnity.

Where a non-resident Indian becomes entitled to the Bond by way of succession, the following steps have to be complied with:

a. Documentary evidence to be submitted to the Legacy Cell of the RBI to the effect that the Bond was acquired by the NRI as part of the legacy left by the deceased holder.

b. Proof that the NRI is an Indian National or is of Indian origin. Such holding by the NRI will be on a non-repatriation basis

FUTURE BORROWINGS

Company reserves the right to make further issues of Bonds or raise loans from any source it deems fit on the security or otherwise of its assets without the consent of the Trustees and without any approval from the bondholders of these present bonds. However, NOC from Debenture Holder (LIC) shall be required for creating pari-passu charge.

DECLARATION REGARDING NON-DEFAULT

Company has never defaulted in payment of interest or principal redemption on any of the Bonds issued by it nor has it defaulted in case of non-allotment of Bonds or payment of application money.

NOTICES

Any notice to the Bondholder required to be sent by Company shall be deemed to have been given if sent by registered post /courier to the holders appearing in the most recent records of the RTA.

All notices to be given by the Beneficial Owners of Bonds shall be sent by Registered Post or by Hand Delivery to the Company or such persons, at such address, as may be notified by the Company from time to time.

All communications from bondholders to NEEPCO shall be addressed to:

The General Manager (Finance), Funds Section, North Eastern Electric Power Corporation Limited, Brookland Compound, Lower New Colony, Shillong 793 003

TAX BENEFITS TO THE BONDHOLDERS OF THE COMPANY

The holder(s) of the Bonds are advised to consider in their own case, the tax implications in respect of subscription to the Bonds after consulting their own tax advisor/ counsel.

DISPUTES & GOVERNING LAWS AND JURISDICTION

The Bonds shall be construed to be governed in accordance with Indian laws and rules framed there under. Any dispute between NEEPCO and the bondholders will subject to the jurisdiction of the Shillong High Court.

XXI. SUMMARY TERM SHEET

ISSUER	North Eastern Electric Power Corporation Limited
SECURITY NAME	9.15% NEEPCO PSU Bonds (XVth Series)
TYPE OF INSTRUMENT	Secured, Redeemable Non Convertible Taxable Bonds in nature of Debentures
NATURE OF INSTRUMENT	Secured
SENIORITY	Senior
MODE OF ISSUE	Private placement
ELIGIBLE INVESTORS	Commercial Banks, Co-operative Banks, Urban Cooperative Bank and Regional Rural Bank, Financial Institutions, Companies, including Non Banking Finance Companies and Residuary Non Banking Finance Companies, Body Corporate & Societies registered under the applicable laws in India and authorized to invest in Bonds Provident/ Superannuation/ Gratuity/ Pension Funds and other Trusts authorized to invest in Bonds, Insurance Companies, Mutual Funds, Individuals
NON- ELIGIBLE CLASSES OF INVESTORS	Minors without a guardian name, Qualified Foreign Investors, Foreign Institutional Investors, Foreign Nationals, Persons resident outside India, Venture Capital funds, Overseas Corporate Bodies, Partnership firms, formed under applicable law in India in the name of partners, Hindu Undivided families through Karta, Person ineligible to contract under applicable statutory / regulatory requirements.
LISTING	Proposed to be listed on Wholesale Debt Market (WDM) segment of BSE
CREDIT RATING	"CARE AA-" by CARE Ltd.
ISSUE SIZE	Rs.600,00,00,000
OBJECTS OF THE ISSUE	To finance the capital expenditure on various on-going hydro and thermal projects of the Corporation in the NER
DETAILS OF THE UTILIZATION OF THE PROCEEDS	To finance the capital expenditure on various on-going hydro and thermal projects of the Corporation in the NER
COUPON RATE	9.15% p.a. payable semi-annually
STEP UP/STEP DOWN COUPON RATE	Nil
COUPON PAYMENT FREQUENCY	Semi – annual
COUPON PAYMENT DATES	25th September & 25th March
COUPON TYPE	Fixed
COUPON RESET PROCESS	None
DAY COUNT BASIS	Interest shall be computed on an "actual/actual basis".
INTEREST ON APPLICATION MONEY	At the Coupon Rate from the date of realization of RTGS/ECS/Cheque/ Interest or Redemption Warrant/ Demand Draft up to one day prior to the Deemed Sate of Allotment (subject to deduction of Tax at Source, as applicable)
DEFAULT INTEREST RATE	None
TENURE	10 Years
REDEMPTION DATES	25th March, 2021; 25th March, 2022; 25th March, 2023; 25th March, 2024; 25th March, 2025
REDEMPTION AMOUNT	20% of Face Value per Bond
REDEMPTION PREMIUM	None
ISSUE PRICE	At par
DISCOUNT AT WHICH SECURITY IS ISSUED AND THE EFFECTIVE YIELD AS A RESULT OF SUCH DISCOUNT.	None
PUT & CALL OPTION	None
FACE VALUE	Rs.10,00,000.00 (Rupees ten lakhs) per Bond
MINIMUM APPLICATION	Application should be for minimum of five Bonds and thereafter in multiples of one Bond
PAY-IN DATE	25th March, 2015
DEEMED DATE OF ALLOTMENT	25th March, 2015
ISSUANCE MODE OF THE INSTRUMENT	In dematerialized mode only
BUSINESS DAY CONVENTION	"Business Day" shall be a day on which commercial banks are open for business in the city of **Shillong**. If any coupon payment date and/or redemption date falls on a day which is not a business day, payment of interest and/or principal amount shall be made on the next business day without liability for making payment of interest for the delayed period.
RECORD DATE	15 days prior to each coupon payment date and redemption date

TRADING MODE OF THE INSTRUMENT	In dematerialized mode only
SETTLEMENT MODE OF THE INSTRUMENT	Payment of interest and repayment of principal shall be made by way of cheque(s)/ demand draft(s)/ RTGS/ NEFT mechanism
DEPOSITORY	National Securities Depository Limited & Central Depository Services (India) Ltd.
SECURITY	Debentures together with interest costs and all other monies shall be secured by first pari-passu charge on identified Fixed Assets of the company with minimum asset cover of 125% through out the tenure of the debentures.
TRANSACTION DOCUMENTS	The Issuer has executed / shall execute the documents including but not limited to the following in connection with the Issue: 1. Letter appointing Trustees to the Bondholders 2. Debenture Trusteeship Agreement 3. Rating Agreement with CARE Ltd. 4. Letter appointing Registrar 5. Application to BSE for seeking its in-principle approval for listing of Bonds
CONDITIONS PRECEDENT TO DISBURSEMENT	The subscription from investors shall be accepted for allocation and allotment by the Issuer subject to the following: 1. Rating letter from the aforesaid rating agency; 2. Letter from the Trustees conveying their consent to act as Trustees for the Bondholder(s); 3. Application to BSE for seeking its in-principle approval for listing of Bonds.
CONDITION SUBSEQUENT TO DISBURSEMENT	The Issuer shall ensure that the following documents are executed/activities are completed as per time frame mentioned elsewhere in this Disclosure Document: 1. Credit of demat account(s) of the allottee(s) by number of Bonds allotted within 2 working days from the Deemed Date of Allotment; 2. Making application to BSE within 15 days from the Deemed Date of Allotment to list the Bonds and seek listing permission within 20 days from the Deemed Date of Allotment. Besides, the Issuer shall perform all activities, whether mandatory or otherwise, as mentioned elsewhere in this Disclosure Document.
EVENTS OF DEFAULT	(i) Security Creation: In case of delay in execution of Trust Deed and Charge documents, the Company will refund the subscription with agreed rate of interest or will pay penal interest of 2% p.a. over the coupon rate till these conditions are complied with at the option of the investor. (ii) Default in Payment: In case of default in payment of Interest and/or principal redemption on the due dates, additional interest of @ 2% p.a. over the coupon rate will be payable by the Company for the defaulting period. (iii) Delay in Listing: In case of delay in listing of the debt securities beyond 20 days from the deemed date of allotment, the Company will pay penal interest of 2 % p.a. over the coupon rate from the expiry of 30 days from the deemed date of allotment till the listing of such debt securities to the investor. (iv) If the long term "AA-" rating of the NCDs issued by the company is downgraded at any point of time during the currency of the NCDs: 1. LIC reserves the right to reset the interest rate based on the downgraded rating with effect from the date of downgrading. 2. If the rating falls below the investible grade as per the guidelines applicable to LIC, the Corporation shall reserve the right to recall its outstanding principal amount on the aforesaid debentures along with all other monies/accrued interest due in respect thereof including compensation for all real/notional losses calculated on the basis as the Corporation may deem fit.
PROVISIONS RELATED TO CROSS DEFAULT CLAUSE	None.
ROLE AND RESPONSIBILITIES OF DEBENTURE TRUSTEE	As may be specified in the Debenture Trustee Agreement and Debenture Trust Deed to be executed by and between the Issuer and the Trustees
GOVERNING LAW AND JURISDICTION	The Bonds are governed by and shall be construed in accordance with the existing laws of India. Any dispute arising thereof shall be subject to the jurisdiction of district courts of Shillong.
DEBENTURE TRUSTEE	SBICAP Trustee Company Limited
REGISTRAR & TRANSFER AGENT	MCS Limited

*** The Company reserves its sole and absolute right to modify (pre-pone/ postpone) the issue opening/ closing/ pay-in date(s) without giving any reasons or prior notice. In such a case, investors shall be intimated about the revised time schedule by the Company. The Company also reserves the right to keep multiple Deemed Date(s) of Allotment at its sole and absolute discretion without any notice.

XXII. SERVICING BEHAVIOR ON EXISTING DEBT SECURITIES AND OTHER BORROWINGS

The Company hereby confirms that:

a) The main constituents of the Company's borrowings have been in the form of borrowings from Financial Institutions, Bonds, etc. and Company has been servicing its principal and interest liabilities on time and there has been no instance of delay or default since inception.
b) The Company has neither defaulted in repayment/ redemption of any of its borrowings nor affected any kind of roll over against any of its borrowings in the past.

XXIII. UNDERTAKING REGARDING COMMON FORM OF TRANSFER

The Bonds shall be transferred subject to and in accordance with the rules/ procedures as prescribed by the NSDL/ CDSL/ Depository Participant of the transferor/ transferee and any other applicable laws and rules notified in respect thereof. The normal procedure followed for transfer of securities held in dematerialized form shall be followed for transfer of these Bonds held in electronic form. The seller should give delivery instructions containing details of the buyer's DP account to his depository participant.

The transferee(s) should ensure that the transfer formalities are completed prior to the Record Date. In the absence of the same, interest will be paid/ redemption will be made to the person, whose name appears in the records of the Depository. In such cases, claims, if any, by the transferee(s) would need to be settled with the transferor(s) and not with the Company.

The Company undertakes that it shall use a common form/ procedure for transfer of Bonds issued under terms of this Disclosure Document.

XXIV. MATERIAL EVENT, DEVELOPMENT OR CHANGE AT THE TIME OF ISSUE

The Company hereby declares that there has been no material event, development or change at the time of issue which may affect the issue or the investor's decision to invest/ continue to invest in the debt securities of the Company.

XXV. PERMISSION/ CONSENT FROM PRIOR CREDITORS

The Company hereby confirms that it is entitled to raise money through current issue of Bonds without the consent/ permission/ approval from the Bondholders/ Trustees/ Lenders/ other creditors of the Company. The Company hereby undertakes that it shall seek consent from the existing charge holders for creating of security for the Bonds on pari-passu basis. In future, the Debenture Holder (LIC) shall provide consent to create pari-passu charge subject to Company's complying with the requisite terms of the bond issue.

XXVI. MATERIAL CONTRACTS & DOCUMENTS

By the very nature of its business, NEEPCO is involved in a large number of transactions and therefore it may not be possible to furnish details of all material contracts and agreements involving financial obligations of NEEPCO. However, the contracts referred to below (not being contracts entered into in the ordinary course of the business carried on by NEEPCO) which are or may be deemed to be material have been entered into by NEEPCO. Copies of these contracts together with the copies of documents referred below may be inspected at the Head Office of NEEPCO between 10.00 a.m. and 2.00 p.m. on any working day until the issue closing date.

a) Copy of letter appointing Registrar and Transfer Agents.
b) Copy of letter appointing SBICAP Trustee Company Ltd. as Trustees to the Bondholders
c) Memorandum and Articles of Association of NEEPCO as amended from time to time.
d) Board Resolution dated **10th February, 2015** and Special EGM Resolution dated **10th March, 2015** authorizing issue of Bonds offered under terms of this PPOL.
e) Letter of consent from SBICAP Trustee Company Limited for acting as Trustees for and on behalf of the holder(s) of the Bonds.
f) Letter of consent from MCS Limited for acting as Registrars to the Issue.
g) In-principle approval from BSE for of listing of Bonds.
h) Letter from CARE Ltd. dated **29th January, 2015** conveying the Credit Rating for the Bonds of NEEPCO and the rating rationale dated **12th February, 2015**.
i) Tripartite Agreement between NEEPCO, NSDL & MCS Ltd. for issue of Bonds in Dematerialized form.
j) Tripartite Agreement between NEEPCO, CDSL and MCS Ltd. for issue of Bonds in Dematerialized form

DECLARATION

It is hereby declared that this Private Placement Offer Letter contains full disclosures in accordance with the Securities & Exchange Board of India (Issue and Listing of Debt Securities) Regulations, 2008 issued vide Circular No. LADNRO/GN/2008/13/127878 dated June 06, 2008 as well as the Companies (Prospectus & Allotment of Securities) Rules 2014.

The Company also confirms that this Private Placement Offer Letter does not omit disclosure of any material fact which may make the statements made therein, in light of the circumstances under which they are made, misleading. The Private Placement Offer Letter also does not contain any false or misleading statement.

The Company accepts no responsibility for the statement made otherwise than in the Private Placement Offer Letter or in any other material issued by or at the instance of the Company and that anyone placing reliance on any other source of information would be doing so at his own risk.

Signed pursuant to the authority granted by Board of Directors on **10th February, 2015** and the Shareholders of the Company on **10th March, 2015.**

for **North Eastern Electric Power Corporation Limited.**

(A. G. West Kharkongor)
Director (Finance)
Place: Delhi
Date: 11th March, 2015

NORTH EASTERN ELECTRIC POWER CORPORATION LIMITED
(A Schedule "A" Miniratna Government of India Enterprise)

(NEEPCO, a Government of India Enterprise under the Ministry of Power was set up on 2nd April, 1976 to plan, investigate, design, construct, generate, operate and maintain power stations in the North Eastern Region of the country. NEEPCO has an installed capacity of 1130 MW which is 49% of the total installed capacity of the N.E. Region. NEEPCO's authorised share capital is Rs.5000 crore)

Registered Office: Brookland Compound, Lower New Colony, Shillong - 793003, Meghalaya, India
Tel: (91) - (0364) - 2224487/2226453 Fax: (91)-(0364)- 2226417
Website: www.neepco.gov.in E-mail: cranee@neepco.gov.in

(This is a Private Placement Offer Letter issued in conformity with Form PAS-4 prescribed under section 42 and Rule 14(1) of Companies (Prospectus and Allotment of Securities) Rules, 2014, Securities and Exchange Board of India (Issue and Listing of Debt Securities) Regulations, 2008 issued vide circular no. LAD-NRO/GN/2008/13/127878 dated June 06, 2008, as amended,Securities and Exchange Board of India (Issue and Listing of Debt Securities) (Amendment) Regulations, 2012 issued vide circular no. LAD-NRO/GN/2012-13/19/5392 dated October 12, 2012, as amended, Securities and Exchange Board of India circular no. CIR/IMD/DF/18/2013 dated October 29, 2013 and as amended, Securities and Exchange Board of India (Issue and Listing of Debt Securities) (Amendment) Regulations, 2014 issued vide circular no. LADNRO/GN/2013-14/43/207 dated January 31, 2014)

PRIVATE PLACEMENT OFFER LETTER DATED 22nd SEPTEMBER, 2014

ISSUE OF SECURED, REDEEMABLE NON-CONVERTIBLE TAXABLE BONDS IN NATURE OF DEBENTURES (XIVth Issue) FOR CASH AT PAR WITH A FACE VALUE OF ₹10,00,000 EACH AGGREGATING ₹2500,00,00,000

TRUSTEE FOR THE BONDHOLDERS

SBICAP Trustee Company Ltd.

SBICAP Trustee Company Ltd.
Registered Office
202, Maker Tower 'E',
Cuffe Parade
Mumbai 400 005
Tel No: 022-4302 5555
Fax No: 022-4302 5500
E-Mail: helpdesk@sbicaptrustee.com

REGISTRAR TO THE ISSUE

MCS Limited

MCS Ltd
Registered Office
Office No. 21/22, Ground Floor,
Kashiram Jamnadas Building, 5, P D'Mello Road
(Ghadiyal Godi), Mumbai - 400009
Tel No: 022-23726252 -55
Fax No: 022-23726256
E-Mail: mcskol@rediffmail.com

LEAD ARRANGER TO THE ISSUE

SPA THE FINANCIAL ADVISORS

SPA CAPITAL ADVISORS LTD
25, C-Block Community Centre, Janak Puri, New Delhi - 110 058
Ph - 011-25517371 / 45675588 Fax 011-25572763

OTHER ARRANGERS TO THE ISSUE

AXIS BANK	ICICI Bank		a.k.
AXIS BANK LTD Axis House, 8th Floor, Debt Capital Market, Bombay Dyeing Mills Compound, Pandurang Budhkar Marg, Worli Mumbai - 400 025 Tel :022-66043293 Fax : 022-24253800	ICICI Bank ICICI Bank Towers,Bandra-Kurla Complex, Mumbai 400 051. Tel: +91 22 26531414	TRUST INVESTMENT ADVISORS PVT LTD Regd. Office: 109/110, 1st Floor, Balarama Village Parigkhari; Bandra Kurla Complex Bandra (East), Mumbai - 400 051.Tel : 022-40845000 Fax : 022- 40845066/ 07	A.K CAPITAL SERVICES LTD. 30-39, Free Press House, 3rd Floor, Free Press Journal Marg, Nariman Point, Mumbai – 400021 India

Issue schedule*

Bid opening date	22nd September, 2014	Issue opening date	23rd September, 2014
		Intimation to investors	26th September, 2014
Bid closing date	22nd September, 2014	Pay-in date	29th September, 2014
		Deemed date of allotment	1st October, 2014

**The Issuer reserves its sole & absolute right to modify (pre-pone/ postpone) the above issue schedule without giving any reasons or prior notice.*

LISTING

The bond issue is proposed to be listed on the Bombay Stock Exchange Ltd. ("BSE"). The Issuer has obtained an "in-principle" approval from the BSE for listing of the Bonds offered under this Private Placement Offer Letter.

INDEX	TITLE
I.	Definitions/ Abbreviations
II.	Disclaimers
III.	Issuer Information:
A.	Name and address of the Registered & Corporate Office
B.	Compliance Officer of the Issue
C.	Chief Finance Officer
D.	Statutory Auditors of the Issuer
IV.	Brief summary of business/ activities of issuer and its line of business
A.	Overview
B.	Corporate Structure of the Issuer
C.	Key Operational and Financial Parameters for the last 3 audited years
D.	Brief note on the on-going projects of the Corporation
E.	Gross Debt: Equity Ratio of the Company prior to and after the issue of this security
V.	A brief history of the issuer since its incorporation giving details of its activities
A.	Details of Share Capital as on last quarter end (31.03.2014)
B.	Changes in capital structure as on last quarter end, for the last five years
C.	Equity Share Capital history of the Company as on last quarter end, for the last five years
D.	Details of any Acquisition or Amalgamation in the last 1 year
E.	Details of any Reorganization or Reconstruction in the last 1 year
F.	Any financial or other material interest of the directors, promoters or key managerial personnel in the offer and the effect of such interest in so far as it is different from the interests of other persons
G.	Details of any litigation or legal action pending or taken by any Ministry or Department of the Government or a statutory authority against any promoter of the offeree company during the last three years immediately preceding the year of the circulation of the offer letter and any direction issued by such Ministry or Department or statutory authority upon conclusion of such litigation or legal action shall be disclosed
H.	Related party transactions entered during the last three financial years immediately preceding the year of circulation of offer letter including with regard to loans made or, guarantees given or securities provided
I.	Summary of reservations or qualifications or adverse remarks of auditors in the last five financial years immediately preceding the year of circulation of offer letter and of their impact on the financial statements and financial position of the company and the corrective steps taken and proposed to be taken by the company for each of the said reservations or qualifications or adverse remark
J.	Details of any inquiry, inspections or investigations initiated or conducted under the Companies Act or any previous company law in the last three years immediately preceding the year of circulation of offer letter in the case of company and all of its subsidiaries
K.	Details of acts of material frauds committed against the company in the last three years, if any, and if so, the action taken by the company
VI.	Details of the shareholding of the Company as on 31.03.2014
A.	Shareholding pattern of the Company as on 31.03.2014
B.	List of top 10 holders of equity shares of the company as on the latest quarter end (31.03.2014)
VII.	Details regarding the Directors of the Company
A.	Details of the current Directors of the Company
B.	Details of change in Directors since last three years
C.	Remuneration of directors (during the current year and last three financial years)
VIII.	Details regarding the Statutory Auditors of the Company
A.	Details of the Auditor of the Company
B.	Details of change in Auditor since last three years
IX.	Details of borrowings of the Company as on 31.03.2014
A.	Details of Secured Loan Facilities
B.	Details of Unsecured Loan Facilities
C.	Details of NCDs
D.	List of Top 10 Debenture Holders as on 1st September, 2014
E	The amount of corporate guarantee issued by the Issuer along with name of the counterparty (like name of the subsidiary, JV entity, group company, etc) on behalf of whom it has been issued.
F.	Details of Commercial Paper
G.	Details of Rest of the borrowing (if any including hybrid debt like FCCB, Optionally Convertible Debentures / Preference Shares).
H.	Details of all default/s and/or delay in payments of interest and principal of any kind of term loans, debt securities and other financial indebtedness including corporate guarantee issued by the Company, in the past 5 years.

I.	Details of any outstanding borrowings taken/ debt securities issued where taken / issued (i) for consideration other than cash, whether in whole or part, (ii) at a premium or discount, or (iii) in pursuance of an option.
J.	Management's perception of risk factors
X.	Details of promoters of the company
XI.	Abridged version of audited consolidated (wherever available) and standalone financial information (like profit & loss statement, balance sheet and cash flow statement) for at least last three years and auditor qualifications , if any
XII.	Abridged version of latest audited / limited review half yearly consolidated (wherever available) and standalone financial information (like profit & loss statement and balance sheet) and auditors qualifications, if any
XIII.	Any material event/ development or change at the time of issue or subsequent to the issue which may affect the issue or the investor's decision to invest/ continue to invest in the debt securities
XIV.	The names of the debenture trustee(s) shall be mentioned with statement to the effect that debenture trustee(s) has given his consent to the issuer for his appointment under regulation 4 (4) and in all the subsequent periodical communications sent to the holders of debt securities.
XV.	The detailed rating rationale (s) adopted (not older than one year on the date of opening of the issue)/ credit rating letter issued (not older than one month on the date of opening of the issue) by the rating agencies shall be disclosed
XVI.	If the security is backed by a guarantee or letter of comfort or any other document / letter with similar intent, a copy of the same shall be disclosed. In case such document does not contain detailed payment structure (procedure of invocation of guarantee and receipt of payment by the investor along with timelines); the same shall be disclosed in the offer document.
XVII.	Copy of consent letter from the debenture trustee "SBICAP Trustee Company Ltd." dated 11th September, 2014 conveying their consent to act as trustee for the current issue of bonds is enclosed elsewhere in this disclosure document.
XVIII.	Names of all the recognized stock exchanges where the debt securities are proposed to be listed clearly indicating the designated stock exchange.
XIX.	Other details
A.	DRR creation – relevant regulations and applicability
B.	Issue/instrument specific regulations - relevant details (Companies Act, RBI guidelines, etc).
C.	Application process
XX.	Issue Details
XXI.	Summary Term Sheet
XXII.	Servicing behavior on existing debt securities and other borrowings
XXIII.	Undertaking regarding common form of transfer
XXIV.	Material event, development or change at the time of issue
XXV.	Permission / Consent from prior creditors
XXVI.	Material contracts & agreements involving financial obligations of the issuer
	Declaration
ANNEXURES:	
A.	Credit Rating letters from Rating Agency – ICRA & CARE
B.	Consent letters dated 11th September, 2014 from Trustee - "SBICAP Trustee Company Ltd.
C.	Consent letter from Registrar & Transfer Agent - MCS Limited
D.	Consent letter from State Bank of India to act as Banker to the Issue
E.	In-principle Approval from Bombay Stock Exchange
F.	Application Form & Instructions

I. DEFINITIONS/ABBREVIATIONS

Articles	Articles of Association of the Company
AY	Assessment Year
Board/ Board of Directors	The Board of Directors of NEEPCO Ltd.
Bonds	9.60% p.a. payable semi annually Series XIVth Secured Redeemable Non-Convertible Taxable Bonds in the nature of Debentures of Rs.10,00,000/- each offered through private placement route
Bondholder/Debenture holder	The holder of the Bonds
Book Closure / Record Date	The date of closure of register of Bonds for payment of interest and repayment of principal
BSE	Bombay Stock Exchange
CARE	Credit Analysis and Research Ltd.
CDSL	Central Depository Services (India) Ltd.
CMD	Chairman and Managing Director of NEEPCO
Depository(ies)	A Depository registered with SEBI under the SEBI (Depositories and Participant) Regulations, 1996, as amended from time to time
Depositories Act	The Depositories Act, 1996, as amended from time to time
Depository Participant	A Depository participant as defined under Depositories Act
Designated Stock Exchange	Bombay Stock Exchange Limited.
Deemed Date of Allotment	Date as specified in the summary term sheet
DER	Debt Equity Ratio
DP	Depository Participant
DRR	Debenture Redemption Reserve
FIs	Financial Institutions
Fiscal	Period of twelve months period ending March 31st, of that particular year unless otherwise stated
FY	Financial Year
Government/GOI	Government of India
ICRA	ICRA Ltd.
ITSL/ Trustee	"SBICAP Trustee Company ltd.
Issuer/ NEEPCO/ Corporation/Company	North Eastern Electric Power Corporation Limited
I.T. Act	The Income Tax Act, 1961, as amended from time to time
Memorandum	Memorandum of Association of the Company
MF	Mutual Fund
NSDL	National Securities Depository Limited
PAN	Permanent Account Number
PPOL/Private Placement Offer Letter	PPOL dated 22nd September, 2014 for Private Placement of 9.60% p.a. payable semi annually XIVth Secured Redeemable Non-Convertible Taxable Bonds Series in the nature of Debentures of Rs.10,00,000/- each for cash at par.
Rs. / INR	Indian Rupee
RTGS	Real Time Gross Settlement
Registrar	MCS Ltd. ("MCS")
RBI	The Reserve Bank of India
SEBI	The Securities and Exchange Board of India, constituted under the SEBI Act, 1992.
SEBI Act	Securities and Exchange Board of India Act, 1992, as amended from time to time
SEBI Regulations	Securities and Exchange Board of India (Issue and Listing of Debt Securities) Regulations, 2008 issued vide circular No. LAD-NRO/GN/2008/13/127878 dated June 06, 2008, as amended and Securities and Exchange Board of India (Issue and Listing of Debt Securities) (Amendment) Regulations, 2012 issued vide circular no. LAD-NRO/GN/2012-13/19/5392 dated October 12, 2012.
TDS	Tax Deducted at Source
The Companies Act/ the Act	The Companies Act, 2013 as amended from time to time.
The Issue/ The Offer/ Private Placement	Private Placement of 9.60% p.a. payable semi annually XIVth Secured Redeemable Non-Convertible Taxable Bonds Series in the nature of Debentures of Rs.10,00,000/- each for cash at par for an amount aggregating Rs.1900 crore with a Green Shoe Option of Rs.600 crore.

II. DISCLAIMERS

DISCLAIMER OF THE ISSUER

This Private Placement Offer Letter is neither a Prospectus nor a Statement in Lieu of Prospectus and is prepared in conformity with Form PAS-4 prescribed under section 42 and rule 14(1) of Companies (Prospectus and Allotment of Securities) Rules, 2014, Securities and Exchange Board of India (Issue and Listing of Debt Securities) (Amendment) Regulations, 2012 issued vide circular no. LAD-NRO/GN/2012-13/19/5392 dated October 12, 2012, as amended from time to time. This Private Placement Offer Letter does not constitute an offer to the public generally to subscribe for or otherwise acquire the Bonds to be issued by (the "Issuer"/ the "North Eastern Electric Power Corporation Limited (NEEPCO)"/ ("the Company"). The document is for the exclusive use of the Institutions to whom it is addressed and it should not be circulated or distributed to third party (ies). The Company certifies that the disclosures made in this Private Placement Offer Letter are generally adequate and are in conformity with the Companies Act 2013 & relevant SEBI Regulations. This requirement is to facilitate investors to take an informed decision for making investment in the proposed issue.

The issuer confirms that the information contained in this Private Placement Offer Letter is true and correct in all material respects and is not misleading in any material respect. All information considered adequate and relevant about the issue and the Company has been made available in this Private Placement Offer Letter for the use and perusal of the potential investors and no selective or additional information would be available for a section of investors in any manner whatsoever. The Company accepts no responsibility for statements made otherwise than in this Private Placement Offer Letter or any other material issued by or at the instance of the Company and anyone placing reliance on any anyone placing reliance on any other source of information would be doing so at his / her / their own risk.

In pursuance of sub-section (8) of section 42 of The Companies Act, 2013, the Issuer shall not release any public advertisements and shall not utilize any media, marketing or distribution channels or agents to inform the public at large about such an offer, where the term 'public advertisements' shall include notices, brochures, pamphlets, circulars, show cards, catalogues, hoardings, placards, posters, insertions in newspapers, pictures, films, or any other print medium, radio, television programme through any electronic medium, mass communications or e-mails, internet websites including social networking websites, publicity through telephone or mobile etc..

b. DISCLAIMER OF THE SECURITIES & EXCHANGE BOARD OF INDIA

Pursuant to rule 14 (3) of The Companies (Prospectus and Allotment of Securities) Rules, 2014, a copy of this Private Placement Offer Letter shall be filed with the Registrar of Companies, Shillong along with fee as provided in The Companies (Registration Offices & Fees) Rules, 2014 and since the Bonds/Debentures of the Company are listed (as per section 2(52) read with section 2(81) of the Companies Act, 2013), the same shall also be filed with the Securities & Exchange Board of India ("SEBI") along with fee as provided in Securities & Exchange Board of India (Payment of Fees)(Amendment) Regulations, 2014 dated May 23, 2014, within a period of thirty days of circulation of this Private Placement Offer Letter. The Bonds have not been recommended or approved by SEBI nor does SEBI guarantee the accuracy or adequacy of this Private Placement Offer Letter. It is to be distinctly understood that this Private Placement Offer Letter should not, in any way, be deemed or construed that the same has been cleared or vetted by SEBI. SEBI does not take any responsibility either for the financial soundness of any scheme or the project for which the Issue is proposed to be made, or for the correctness of the statements made or opinions expressed in this Private Placement Offer Letter. However SEBI reserves the right to take up at any point of time, with the Issuer, any irregularities or lapses in this Private Placement Offer Letter.

c. DISCLAIMER OF THE STOCK EXCHANGE

As required, a copy of this Document has been submitted to BSE for hosting the same on its website. It is to be distinctly understood that such submission of the Document with BSE or hosting the same on its website should not in any way be deemed or construed that the document has been cleared or approved by BSE ; or does it in any manner warrant, certify or endorse the correctness or completeness of any of the contents of this Document; nor does it warrant that this Issuer's securities will be listed or continue to be listed on the Exchange; nor does it take responsibility for the financial or other soundness of this issuer, its promoters, its management or any scheme or project of NEEPCO. Every person who desires to apply for or otherwise acquire any securities of this Issuer may do so pursuant to independent inquiry, investigation and analysis and shall not have any claim against the Exchange whatsoever by reason of any loss which may be suffered by such person consequent to or in connection with such subscription / acquisition whether by reason of anything stated or omitted to be stated herein or any other reason whatsoever.

d. DISCLAIMER BY THE ARRANGER

In the light of SEBI circular no.SEBI/MRD/SE/AT/36/2003/30/09 dated September 30, 2003, SEBI circular no. SEBI/MRD/SE/AT/46/2003 dated December 22, 2003 and SEBI Notification no. LAD NRO/GN/2008/13/127878 dated June 06, 2008; it is advised that the NEEPCO has exercised self due-diligence to ensure complete compliance of prescribed disclosure norms in this Disclosure Document. The role of the Arranger in the assignment is confined to marketing and placement of the bonds on the basis of this Document as prescribed by the NEEPCO. The Arranger has neither scrutinized/vetted nor have they done any due-diligence for verification of the contents of this Document. The Arranger shall use this document for the purpose of soliciting subscription from the various investors in the bonds to be issued by the

NEEPCO on private placement basis. It is to be distinctly understood that the aforesaid use of this document by the Arranger should not in any way be deemed or construed that the document has been prepared, cleared, approved, or vetted by the Arranger, nor do they in any manner warrant, certify or endorse the correctness or completeness of any of the contents of this document; nor do they take responsibility for the financial or other soundness of this Issuer, its promoters, its management or any scheme or project of the NEEPCO. The Arrangers or any of its directors, employees affiliates or representatives do not accept any responsibility and/or liability for any loss or damage arising of whatever nature and extent in connection with the use of any of the information contained in this document.

e. DISCLAIMER IN RESPECT OF JURISDICTION

The private placement of Bonds is made in India to Companies, Corporate Bodies, Trusts registered under the Indian Trusts Act, 1882, Societies registered under the Societies Registration Act, 1860 or any other applicable laws, provided that such Trust/ Society is authorized under constitution/ rules/ byelaws to hold bonds in a Company, Indian Mutual Funds registered with SEBI, Indian Financial Institutions, Insurance Companies, Commercial Banks including Regional Rural Banks and Cooperative Banks, Provident, Pension, Gratuity, Superannuation Funds as defined under Indian laws. The Disclosure document does not, however, constitute an offer to sell or an invitation to subscribe to securities offered hereby in any other jurisdiction to any person to whom it is unlawful to make an offer or invitation in such jurisdiction. Any person into whose possession this Document comes is required to inform about and to observe any such restrictions. Any disputes arising out of this issue will be subject to the exclusive jurisdiction of the courts **at Shillong.** All information considered adequate and relevant about the Issuer has been made available in this Document for the use and perusal of the potential investors and no selective or additional information would be available for a section of investors in any manner whatsoever.

III. ISSUER INFORMATION:

A.NAME AND ADDRESS OF THE REGISTERED / CORPORATE OFFICE OF THE ISSUER:

Name of the Issuer	North Eastern Electric Power Corporation Limited (NEEPCO)
Registered Office	Brookland Compound, Lower New Colony, Shillong - 793 003, Meghalaya, India.
Telephone Number	0364 – 2223051/ 2228779 / 2223255 / 2223176
Fax Number	0364 – 2228542 / 2505776
Website	www.neepco.gov.in
E-mail	cranee@neepco.gov.in

B. COMPLIANCE OFFICER OF THE ISSUE:
Ms. Cathleen R. Ranee
Senior Manager (Finance), NEEPCO Limited
Brookland Compound, Lower New Colony,
Shillong - 793 003, Meghalaya, India
Tel.: 0364-2223051
Fax: 0364-2228542/2505776
E-mail: cranee@neepco.gov.in

C. CHIEF FINANCE OFFICER:
Mr. Alexander Gordon West Kharkongor
Director (Finance), NEEPCO Limited
Brookland Compound, Lower New Colony,
Shillong - 793 003, Meghalaya, India
Tel.: 0364-2223176
Fax: 0364-2228542/2505776
E-mail: agwest@neepco.gov.in

D. ARRANGERS OF THE ISSUE:

Lead Arranger:
SPA Capital Advisors Ltd.
25 C- Block, Community Centre, Janak puri,
New Delhi 110058

Other Arrangers:
1. Axis Bank Limited
Axis House, 8th Floor, Bombay Dyeing Mills Compound,
'C' Wing, Worli, Pandurang Budhkar Marg,
Mumbai - 400 025

2. Trust Investment Advisors Pvt. Ltd.
109//110, 1st Floor, Balrama, Village
Parigkhari; Bandra Kurla Complex,
Bandra (East), Mumbai – 400 051

3. A. K. Capital Service Ltd.
Om Tower, Unit No.48, 14th Floor, 32 J. L. Nehru Road,
Kolkata 700 071

4. ICICI Bank Ltd.
Landmark Building, A.J.C. Bose Road,
Kolkata 700 020

E. TRUSTEE OF THE ISSUE
SBICAP Trustee Company Ltd.
202, MakerTower E
Cuffe Parade
Mumbai 400 005
Tel No: 022-43025555
Fax: 022-22040465

F. REGISTRAR OF THE ISSUE
MCS Ltd.
Office No. 21/22, Ground Floor,
Kashiram Jamnadas Building
5, P D Mello Road, (Ghadiyal Godi)
Mumbai – 400009

G. CREDIT RATING AGENCY OF THE ISSUE

1. **ICRA Ltd.**
1105, Kailash Building, 11th Floor
26, Kasturba Gandhi Marg, New Delhi 110001

2. **Credit Analysis and Research Limited,**
3rd Floor, Prasad Chambers,
Shagun Mall Building,
10A, Shakespeare Sarani,
Kolkata - 700 07

H. AUDITORS OF THE ISSUER

M/s Nundi & Associates,
7C, Kiron Shankar Roy Road,
Hastings Chamber,
3rd Floor, Kolkata – 700001

IV. BRIEF SUMMARY OF THE BUSINESS/ACTIVITIES OF THE ISSUER AND ITS LINE OF BUSINESS

A. OVERVIEW

NEEPCO is a Schedule "A" Miniratna Government of India Enterprise under the Ministry of Power with a present Authorised Capital of Rs.5000 crores. Its primary goal is the integrated and efficient development of the Power Sector in the Region by planning, investigating and preparing preliminary feasibility and definite project reports followed by the actual construction, operation and maintenance of power stations and projects.

Since NEEPCO has been incorporated to operate primarily in the North Eastern Region, it would be pertinent to mention the immense potential of the region for generation of power. Additionally, the Region also has abundant resource of coal, oil and gas for thermal power generation. In spite of such huge potential the Region ranks lowest in the country in terms of per capita energy consumption. This has been mainly due to inhospitable climatic conditions, remote location and inaccessibility of geographical locations.

Hydro-electric Power: In terms of hydro power, the North Eastern Region has the potential of about 58971 MW, i.e. almost 40% of the country's total hydro potential. Of this huge hydro potential, less than 2% (1116 MW) has so far been harnessed as on 31.03.2010 and the remaining 98% is yet to be exploited.
Natural Gas: 151.68 billion cubic feet which is capable of generating 7500 mw for 10 years.
Coal: 864.78 Million tonnes against 186 Billion tones of reserves in the country. With the reserves in the N.E Region, approximately 240 MW/day can be generated for a period of 100 years.

However with continual improvement of infrastructure and communication facilities, the North East region stands to become the Power House of India by utilising its surplus power potential especially in the hydro sector.

MISSION STATEMENT

- To harness the vast hydro & thermal power potential of the region.
- To produce pollution free and inexhaustible power through planned development of power generation projects.
- To play a significant role in the integration and development of hydroelectric and thermal power in the Central Sector covering all aspects such as investigation, planning, designs, construction, operation and maintenance of hydroelectric and thermal projects which in turn would effectively promote the development of the nation as a whole.

CERTIFICATIONS RECEIVED

- ✓ ISO 9001-2000 Quality Management System
- ✓ ISO 14001-2004 Environmental Safeguards
- ✓ OHSAS 18001-1999 Occupational Health and Safety Standards

CORPORATE SOCIAL RESPONSIBILITY (CSR)

Since its inception NEEPCO has always given top priority towards all round development of the people residing in and around its operational areas. As a responsible corporate citizen, NEEPCO has undertaken various community development activities particularly in the field of education, health, infrastructure development and other community needs. The Corporation is committed to discharge larger responsibilities towards the society in future.

NEEPCO'S CSR MISSION

- To execute and operate projects in a cost effective, environment friendly and socio-economically responsive manner with thrust on energy conservation.
- To be a responsible corporate entity for nurturing human values with concern for society.
- To contribute towards community development and help achieve a high level of human development in the field of education and health in particular as human development contributes to welfare by enhancing 'capabilities' of people thereby increasing their productivity, income and general wellbeing.

PRODUCTS/SERVICES

NEEPCO generates and supplies power primarily to the seven states of the North Eastern Region. The beneficiaries are:

- Assam Power Distribution Company Ltd.
- Meghalaya Energy Corporation Ltd.
- Tripura State Electricity Corporation Ltd.
- Department of Power, Govt. of Arunachal Pradesh
- Electricity Department, Govt. of Manipur
- Power & Electricity Department, Govt. of Mizoram
- Department of Power, Govt. of Nagaland

SUPPLY OF POWER

NEEPCO's generating stations feed power at their respective bus-bar into the Regional Grid. Power is transmitted to the Bulk Power Consumers through transmission systems of the Powergrid Corporation of India Ltd. (PGCIL) as well as the respective State Transmission Utilities (STU). Generation and transmission of power in the region is regulated by the North Eastern Regional Power Commission and the North Eastern Regional Load Despatch Centre which are the designated apex bodies for integrated operation and management of the Regional Power System (Regional Grid). Tariff for power from the various stations are fixed as per the Availability Based Tariff (ABT) by the Central Electricity Regulatory Authority (CERC). The ABT regime came into force in the North Eastern Region with effect from 01.11.2003. Presently, NEEPCO has the following generating power stations:

Sl.	Name of the Power Station	Installed Capacity	State
1	Khandong Power Station	50 MW	Assam
2	Kopili Power Station	200 MW	Assam
3	Kopili Hydro Electric Project – Stage II	25 MW	Assam
4	Doyang Hydro Electric Project	75 MW	Nagaland
5	Ranganadi Hydro Electric Project	405 MW	Arunachal Pradesh
	Sub-total (Hydro)	**755 MW**	
6	Assam Gas Based Power Project	291 MW	Assam
7	Agartala Gas Based Power Project	84 MW	Tripura
	Sub-total (Thermal)	**375 MW**	
	Grand Total	**1130 MW**	

BRIEF PROFILES OF THE GENERATING STATIONS

1. Khandong Power Station & 2. Kopili Power Station: They comprise the original Kopili Hydro Electric Project (100 MW) located on the River Kopili in the North Cachar Hills District of Assam which was the maiden venture of NEEPCO when it came into existence in 1976. The first stage of Kopili Hydro Electric Plant has two dam and dyke systems for creating two reservoirs, one on the Kopili River and the other on the Umrong stream, a tributary of the Kopili. Water from the Kopili reservoir is utilized in the Khandong power station through a 2852 metre long tunnel to generate 50 MW (2 X 25 MW) of power. The tail water from this powerhouse is led to the Umrong reservoir. The water from Umrong reservoir is taken through a 5473 metre long tunnel to the Kopili power station to generate 200 MW (4 X 50 MW) of power. Subsequently, the Stage I Extension (100 MW) of the project envisaged setting up two additional 50 MW units at Kopili Power Station, provisions for which were already kept during the first stage development of the project. The Units III and IV under this extension scheme were commissioned in March, 1997 and June, 1997 respectively. The total installed capacity of the Kopili Power Station thus went up to 200 MW and that of the project as whole to 250 MW. The raising of the Umrong reservoir by 7.6 m was taken up to meet the demand for more water for two additional 50 MW units of first stage extension.

3. Kopili Hydro Electric Project - Stage II: The second stage of the Kopili Hydro Electric Project involved construction of a powerhouse to generate additional 25 MW of power by utilizing water from the Kopili reservoir through a 480 m long water conductor system, provision of which was kept as a by-pass conduit from the surge shaft in the Khandong tunnel. The water from the second stage powerhouse goes to the Umrong reservoir for utilization in the Kopili power station

4. Doyang Hydro Electric Project: Situated on the River Doyang, a tributary of the River Brahmaputra, this Project with a capacity of 3 X 25 MW and an estimated annual generation of 227 Million Units was commissioned on the 2nd week of July'2000. The Project is located in Wokha District of Nagaland. It consists of three units of 25 MW each and has a Design Energy of 227 MU. The Dam is of Rock Fill type with a height of 87.50 m and length of 462 m. The steel lined HRT has double bifurcation, 5.92m in diameter and 427.86 m long and the Design Head is 67.0 m. The Evacuation System

comprises a 132 kV D/C Doyang-Dimapur lines of PGCIL and a 132 kV S/C Doyang-Kohima line and 132 KV S/C Doyang-Mokochung line of Govt. of Nagaland.

5. Ranganadi Hydro Electric Project: This run-of-the-river Project is located in the Lower Subansiri District of the State of Arunachal Pradesh in the Ranganadi basin and the adjoining Dikrong basin. . It consists of three units of 135 MW each and has a Design Energy of 1509.66 MU. The Dam is of Concrete Gravity type with a height of 68 m and length of 340 m. The HR Tunnel has a diameter of 6.8 m and is 10.13 km long while the dimensions of the Penstock are 5.8 m dia x 778 m long; 4.75 m dia x 137 m long; 3.35 m dia x 147 m long. The Design Head is 304.0 m. The Evacuation System comprises 400 kV Ranganadi-Balipara D/C Lines of PGCIL and 132 kV Ranganadi-Nirjuli S/C Line, 132 kV Ranganadi-Along S/C Line of the Govt. of Arunachal Pradesh.

6. Assam Gas Based Power Project: This Combined Cycle Gas Turbine Project is located in the Dibrugarh District of Assam. It has been partly financed by a loan of 37.272 Billion Yen under bilateral credit arrangement with the Overseas Economic Cooperation Fund of Japan. It utilizes natural gas available in the oil fields of Upper Assam. The power station comprises of 6 Gas Turbines with associated Waste Heat Recovery Boilers and 3 Steam Turbines, arranged in a modular fashion. A module comprises of 2 Gas Turbines with associated Waste Heat Recovery Boilers and 1 steam turbine.

7. Agartala Gas Based Power Project: This project is located in the West Tripura District of the state of Tripura near the capital town of Agartala .The project runs on an Open Cycle Mode and consists of 4 Gas Turbines of 21 MW each of European Gas Turbine make operating on natural gas obtained from the gas fields of M/S ONGC. The Project has been financed through the budgetary support of the Government of India and partially through external commercial borrowings from the Deutsche Bank, Germany. The Project has been completed at a cost of Rs 322.55 Crores with a 50:50 debt equity ratio. The Project was completed in 1997-98.

OFFICES

NEEPCO's registered office is in the picturesque hill city of Shillong. It also has liaison offices in New Delhi, Kolkata, Guwahati and Itanagar.

B. CORPORATE STRUCTURE OF THE NEEPCO LTD

ORGANISATIONAL CHART OF NEEPCO

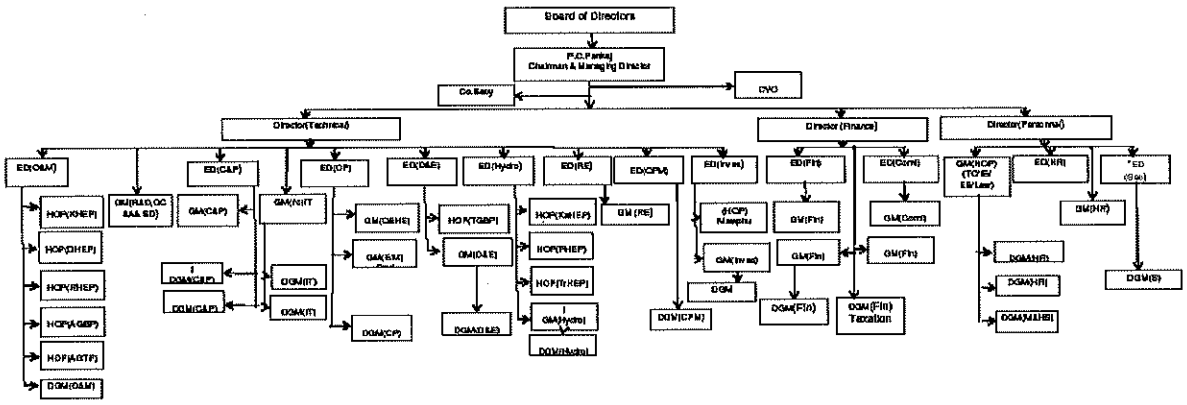

C. KEY OPERATIONAL AND FINANCIAL PARAMETERS FOR THE LAST 3 AUDITED YEARS

Rs. in crore

Parameters	2013-14	2012-13	2011-12
Net Worth		5004.70	4780.01
Total Debt	1436.63	1918.15	1295.46
of which			
Non current Maturities of Long Term Borrowing	1325.24	1863.75	1223.69
Short Term Borrowing	110.00	0.00	0.00
Current Maturities of Long Term Borrowing	111.39	54.40	71.77
Net Fixed Assets	7425.39	5803.21	4728.22
Non Current Assets	7721.41	6287.24	5327.49
Cash and Cash Equivalents	297.56	401.06	357.76
Current Investment	95.49	95.49	95.49
Current Liabilities	889.28	717.65	570.58
Net Sales	1279.75	1325.24	1197.67
EBITDA	422.73	454.27	424.20
EBIT	290.71	302.38	273.13
Interest	2.71	6.94	8.85
PAT	231.52	242.30	219.12
Dividend amounts	69.46	72.69	65.73
Current Ratio	1.69	2.08	2.50
Gross Debt/Equity Ratio	0.89	0.58	0.39
Debt Servicing Coverage Ratio	1.33	2.54	4.19

D. BRIEF NOTE ON THE ON-GOING PROJECTS OF THE CORPORATION:

a. ON-GOING POWER PROJECTS

NEEPCO is presently constructing five more projects which will add another 922 MW to its Installed capacity. All the on-going projects have been allotted to NEEPCO by the Government of India in agreement with the respective State Governments. A summary of these projects is as follows:

Sl.	Name of the Project	Installed Capacity	State	Estimated Cost (*Rs. in crore*)
(i)	Tuirial Hydro Electric Project	60 MW	Mizoram	913.63
(ii)	Kameng Hydro Electric Project	600 MW	Arunachal Pradesh	4653.95
(iii)	Tripura Gas Based Project	101 MW	Tripura	623.44
(iv)	Pare Hydro Electric Project	110 MW	Arunachal Pradesh	573.99
(v)	Agartala Gas Turbine Project - Extension	51 MW	Tripura	296.87
(vi)	Grid Interactive Solar Power Plant at the Tripura Gas Based Project Site	5 MW	Tripura	42.89
Total		**927 MW**		

(i) Kameng Hydro Electric Project (600 MW):

A run-of-the-river (ROR) scheme in the West Kameng District of Arunachal Pradesh, this project comprises of 4 units of 150 MW turbine-generators each with total design energy of 3,353 MU. The project was approved for construction on 2nd December, 2004 at a cost of Rs.2496.90 crore including IDC of Rs.249.09 crore at March, 2004 price levels and is presently in advanced stages of construction. PPAs have been signed with the Governments of Assam and Arunachal Pradesh for 300 MW each.

The approved funding pattern of this project is with a debt-equity ratio of 70:30 and the equity to be fully funded by the Govt. of India. The debt component is presently being funded by a loan from PFC. A revised cost estimate (RCE) of Rs.4653.95 crore including IDC of Rs.1187.67 crore has been submitted to the Ministry of Power after obtaining

recommendation by the CEA and is presently awaiting approval. The project commissioning date proposed in the RCE is June, 2016 and accordingly the IDC and the tariff were worked out by the CEA. The tariff is Rs.3.51/kwh for the first year and Rs.3.07/kwh as levellised tariff based on the recommended RCE of CEA.

The source-wise expenditure for this project as on 31st August, 2014 is as follows:

Sources of funds	Expenditure in Rs. crore
Equity from Govt. of India	749.07
PFC Loan	1782.79
PSU Bonds	11.00
Internal Resources	636.46
Total	**3179.32**

(ii) Pare Hydro Electric Project (110 MW):

A concrete gravity dam scheme on the Dikrong river in the Papumpare District of Arunachal Pradesh, the project is comprised of 2 units of 55 MW turbine-generators with a total design energy of 506.42 MU. The project was approved for construction on 4th December, 2008 at a cost of Rs.573.99 crore including IDC of Rs.67.66 crore at June, 2007 price levels and is presently in advanced stages of construction. PPAs have been signed with all the seven states of the NER for supply of power from this project.

The approved funding pattern of this project is with a debt-equity ratio of 70:30 and the equity to be fully funded by the Govt. of India. The debt component is being funded by a loan from KfW, Germany covered by the Indo-German Bilateral Development Cooperation Programme under an agreement signed between the Government of India and the Government of the Federal Republic of Germany on 21st May, 2008.

A revised cost estimate (RCE) of Rs.1128.38 crore including IDC of Rs.80.64 crore has been submitted to the Ministry of Power on 26th June, 2013 and is presently awaiting approval. The project commissioning date proposed in the RCE is September, 2014 and accordingly the IDC and the tariff have been worked out. The tariff is Rs.4.40/kwh for the first year and levellised tariff is Rs.4.30/kwh.

The source-wise expenditure for this project as on 31st August, 2014 is as follows:

Sources of funds	Expenditure in Rs. Crore
Equity from Govt. of India	172.20
KfW Loan	532.84
Internal Resources	204.36
Total	**909.40**

(iii) Tuirial H Hydro Electric Project (60 MW):

A medium head storage scheme in the Aizawl District of Mizoram, the project comprises 2 units of 30 MW turbine-generators with total design energy of 250.63 MU. CCEA clearance was obtained on 7th July, 1998. After the award of major packages, work on the project began from 2001 as per the drawn up plan. However, the project work came to total stop w.e.f. 9th June, 2004 on account of agitation launched by Tuirial Crop Compensation Claimant Association claiming payment of crop compensation for the standing crops in the riverine reserve forest. As on June, 2004 prior to stoppage of work, 30% of the project work and 95% of Design & Engineering work had been completed.

In order to revive the project, various efforts were made by the Ministry of Power, NEEPCO and the Govt. of Mizoram. Subsequently, a PIB recommendation for revival of the project at a RCE of Rs.913.63 crore at March, 2010 PL was placed before the CCEA for investment decision. The CCEA clearance was issued on 14th January, 2011 with approval for a debt-equity ratio of 85:15, commissioning schedule of December, 2015 and the following funding pattern:

Source of funds	Amount in Rs. crore
1. Equity from Govt. of India	137.04
2. Subordinate Loan from Govt. of India	291.96
3. Grant from NLCPR of DoNER	300.00
4. Loan from domestic FI/PFC	184.63
Total	**913.63**

The rate of interest on the Subordinate Loan is 1% p.a. to be paid w.e.f. the date of commercial operation and loan repayments will start from the 16th year from commissioning up to the 30th year.

Presently, a RCE is under preparation by NEEPCO and will be submitted to the MoP for necessary approval.

The source-wise expenditure for this project as on 31st July, 2014 is as follows:

Sources of funds	Expenditure in Rs. Crore
1. Equity from Govt. of India	136.97
2. Subordinate Loan from Govt. of India	290.96
3. Grant from NLCPR of DoNER	97.94
4. Internal Resources	121.32
Total	**647.19**

(iv) Tripura Gas Based Power Project (101 MW):

A Gas Based Combined Cycle Project of nominal capacity 101 MW, this project is located in Monarchak, Sonamura Sub-Division, West Tripura District. Investment approval was conveyed by the Ministry of Power on 14th July, 2009 for a cost of Rs.421.01 crore at December, 2008 PL and a debt-equity ratio of 70:30 with the equity to be fully funded by NEEPCO from its internal accruals.

A tender for the EPC Contract for Main Plant Package was invited through the ICB route in April, 2008. However, only one bid was received and the lone bidder did not fulfill the qualifying requirements for the EPC Contract as stipulated in the Tender Documents including other shortfall in Technical offer. Accordingly, the bid was rejected. As there was inadequate response against ICB, it was felt that re-tendering would not yield any better result and instead cause delay in the process of award. Accordingly, in order to expedite implementation of the project, it was decided to award the EPC Contract for Main Plant Package to BHEL on offer basis through negotiation with assistance from the Central Electricity Authority (CEA). A Negotiation Committee was constituted with Member (Thermal) CEA and senior officers of NEEPCO to finalize the scope, terms and conditions and prices for the EPC Contract. Upon finalization of the EPC cost with BHEL and as reviewed by the Negotiation Committee, the original approved project cost was revised at November, 2009 PL to Rs.623.44 crore including IDC of Rs.51.09 crore. The investment approval for this RCE-I was conveyed by the Ministry of Power on 23rd February, 2011.

Now, as more than 50% of the approved RCE-I has been incurred, the cost estimate has been revised again at December, 2012 PL and the same is presently awaiting the approval. The RCE-II submitted is for Rs.951.47 crore including IDC of Rs.66.52 crore with tariff of Rs.4.09/kwh for the first year and levellised tariff of Rs.4.20/kwh.

A fuel supply agreement (FSA) for this project was signed with ONGC on 5th June, 2008. A PPA was signed on 19th March, 2008 with the State Govt. of Tripura which will be the sole beneficiary of this project.

The source-wise expenditure (provisional) for this project as on 31st July, 2014 is as follows:

Source of funds	Expenditure in Rs. Crore
NEEPCO PSU Bonds (Rs.52.30 crore redeemed)	284.80
ECB from SBI, Singapore	392.00
Internal resources	134.61
Total	**811.41**

(v) Agartala Gas Turbine Project - Extension

The 84 MW Agartala Gas Turbine Plant (AGTP) in Agartala, Tripura consisting of 4 (four) European-make Gas Turbine Units of 21 MW each is presently operating in open cycle mode utilizing 0.75 MMSCUD of natural gas. This plant is proposed to be converted into a Combined Cycle Power Plant by installing 2 (two) Steam Turbine Generating units of 23 MW with Plant configuration of 2 modules, each module comprising of 2 Gas Turbines (existing) + 2 Heat Recovery Steam Generators (new) + 1 Steam Turbine with Air Cooled Condensing System (new). Air Cooled Condensing System is envisaged in order to minimize the water requirement. The CC extension project is accordingly proposed within the premises of the existing Plant as there is adequate space to accommodate the Combined Cycle Extension Project. With the addition of the extension plant, the tariff of the entire Agartala project will come down from Rs 3.13 per unit to Rs 2.64 per unit. PPAs have been concluded with all the seven states of the NER for supply of power from this project.

The financing pattern of this project is with a Debt-Equity ratio of 70:30. The debt component of the Project Cost is being met from the proceeds of the ECB from SBI, Singapore while equity is being met from internal accruals of NEEPCO.

The main plant works (EPC) are beng executed by M/s Thermax Limited, Pune while the Transformer & Switchyard are being set up by M/s Bharat Bijiee Limited, Mumbai. The project is expected to be commissioned in March, 2015.

The source-wise expenditure for this project as on 31st August, 2014 is as follows:

Sources of funds	Expenditure in Rs. crore
ECB from SBI, Singapore	211.07
Internal Resources	49.81
Total	**260.88**

(vi) 5 MWp Grid Interactive Solar Power Plant at TGBP Site, Tripura

As a maiden venture, a 5 MWp Grid Interactive Solar PV Power Project is being setup at Monarchak within the premises of the 101 MW Tripura Gas Based Power Project at an estimated cost of Rs. 42.89 Cr. (including IDC), with the levellised tariff being Rs. 9.46/unit.

The EPC contract for execution of the project has been awarded to M/s Bharat Heavy Electricals Limited (BHEL) on 9th October, 2013. The project is scheduled for completion within 12 months from award, i.e., within October, 2014. During the year, design & enginering works and site civil were taken up. The supply of the PV Module has also commenced.

The power generated from the project shall be evacuated through a 33 KV Double – Circuit Line to the Rabindranagar Sub-Station of Tripura State Electricity Corporation Limited (TSECL). The infrastructure for evacuation of power shall be carried out by TSECL on "Deposit Work Basis". Letter of comfort from TSECL for purchase of entire quantum of power has been received.

The cumulative expenditure incurred in the project up to 31st March 2014 was ` 4.37 Crore, out of which an amount of ` 4.26 crore was spent during 2013-14.

b. RENEWABLE ENERGY INITIATIVES:

The Corporation has ventured into the Renewable Energy Sector in the form of Solar and Wind Energy Projects and envisages a capacity addition of 1000 MW in Joint Venture Model by 2018-19 with 700 MW in Wind Energy and 300 MW in Solar. Apart from the already ongoing Solar PV project at Monarchak, other projects have been proposed which are as under:

(i) Grid Interactive Solar Power Project (2 MW), Lanka, Assam: A detailed project report prepared through a consultant M/s STEAG Energy Services (India) Pvt. Ltd., Noida and obtaining of clearances from State Pollution Control Board are in process.

(ii) Grid interactive Solar Power Project (5 MW), Surjyamonigar, Tripura: An NIT for preparation of DPR was floated on 9th October, 2013.2013. Evaluation of the same is completed. A draft MOU with the Govt. of Tripura is under finalization. Preparation of DPR for the project will be carried out on conclusion of the MOU with Govt. of Tripura.

(iii) Grid Interactive Wind Power Project, at Kopili HEP, Assam: Detailed investigations for feasibility of setting up wind power project is being carried out through the Centre for Wind Energy Technology (C-WET), Chennai which are scheduled to be completed in December, 2014.

c. RAJIV GANDHI GRAMIN VIDYUTKARAN YOJNA (RGGVY)

The Corporation has been entrusted by the Government of Tripura for implementation of Rural Electricity Infrastructure & Household Electrification Scheme under 12th Plan Grameen Vidyutikaran Yojana in two Districts viz. Sepahijala and South Tripura. The financing for the project shall be made by Rural Electrification Corporation (REC) through the Government of Tripura. While 90% of the project shall be financed by REC, the remaining 10% shall be contributed by the Government of Tripura from their own resources. The objective of the project is to achieve 100% electrification of villages/households with special dispensation for all rural below poverty level (BPL) households and also to have suitable back stream infrastructure and connectivity to provide sustainable electricity in the rural areas.

Sepahijala and South Tripura Districts have 117 and 140 numbers respectively of inhabited census/revenue villages as per 2011 census. Under the scheme, 63 KVA and 25 KVA sub-stations along with 11 KV 3 phase, 415 V three phase and 415 V Single Phase lines would be constructed.

Detailed Project Reports (DPRs) for the works were prepared in the month of November, 2013 and the same have been approved by REC in January, 2014. Subsequently, tenders for the works have been invited on 10th February, 2014. The works are scheduled for completion within two years from the date of placement of order.

d. JOINT VENTURE PROJECTS

With a view to enhance generation capacity, NEEPCO is planning to pool resources with other CPSUs and undertake various projects through Joint Ventures. Further the Corporation is planning to form JVs with Private developers for executing projects which are already allotted to these developers. The following projects are being taken up:

A. HYDRO

i. Dibbin Hydro Electric Project (120 MW), Arunachal Pradesh: A Memorandum of Understanding between M/s KSK Energy Ventures Ltd. was concluded on 28th March, 2014 for implementation of the project in JV with NEEPCO's equity share of 30%.

ii. Siang Upper Stage-II Hydro Electric Project (3750 MW), Arunachal Pradesh: A MOA was signed with the State Govt. of Arunachal Pradesh (GoAP) on 28th May, 2013 for implementation in joint venture between NEEPCO, NHPC and the GoAP. The preparation of DPR and comprehensive environmental studies are under process. As desired by the MOEF, GOI, a new PFR is under preparation for approval of term of reference (TOR). A draft Shareholders' Agreement between NEEPCO and NHPC is under finalization.

iii. Siang Upper Stage-I Hydro Electric Project (6000 MW), Arunachal Pradesh: The GoAP conveyed its approval on 29th January, 2014 for development of the project in JV between NHPC, NEEPCO and the GoAP. NHPC has also given some observations on the terms and conditions communicated by GOAP, decisions on which are awaited.

NEEPCO has requested the Ministry of Power to include both the Siang Upper Stage I & II Hydro Electric Projects in the category of National Projects for fast tracking their implementation.

iv. Tipaimukh Hydro Electric Project (1500 MW), Manipur: On 10th December, 2012 the MoP conveyed its decision to induct NEEPCO as a partner in the aforesaid JV in lieu of SJVNL. Finalization of the Draft Promoters' Agreement is in process between NEEPCO & NHPC. Meanwhile, the MOEF recommended exploring the feasibility of smaller dams involving smaller forest area. NHPC explored the feasibility of the project with reduction in FRL from 175m to 155m that would result in 26% reduction of forest area. The MoP desired NHPC to explore the techno-commercial aspect of the proposal. On 24th January, 2014, NEEPCO had suggested to NHPC to explore the feasibility of the project with FRL below 155m keeping reservoir submergence to the minimum corresponding to power generation capacity only.

v. Gumti SHP (15 MW), Tripura: A JV Company between NEEPCO and TSECL is proposed for renovation of this project. NEEPCO has prepared a draft report on the project. A Draft MOU is being finalized for signing between NEEPCO and TSECL, which is expected shortly.

B. THERMAL

vi. UMPP (4000 MW), Odisha in JV between BHEL, NHPC and NEEPCO: A consortium of NHPC (40%), BHEL (34%) and NEEPCO (26%) is to participate in the bidding for the 4000 MW UMPP in Sundargarh, Odisha. Finalization of the MOU to be drawn amongst the consortium members is in progress.

vii. 35 MW Rokhia Gas Based CC Project in JV with Tripura State Electricity Corporation: The Government of Tripura has agreed in principle for formation of a JV between NEEPCO and TSECL for conversion of the Rokhia (63 MW) & Baramura (42 MW) Gas based Power Plants into Combined Cycle configuration by adding 35 MW & 26 MW steam turbines respectively. The NIB for preparation of DPRs for Rokhia and Baramura was floated on 5th December, 2013. Evaluations have been completed and the Corporation is in the final stages for award of the work. A draft MOU/ JV agreement for the above projects with the Government of Tripura is under finalization.

viii. 26 MW Baramura Gas Based CC Project in JV with the Tripura State Electricity Corporation.

C. RENEWABLE ENERGY PROJECTS

ix. *50 MW Solar Power Project of SECI* in Madhya Pradesh: The Share Holder Agreement between M/s WAAREE Energies Ltd. was concluded on 28th March, 2014 for implementation of the project in JV with NEEPCO's Equity Participation of 40%.

x. 100 MW Wind Power Project, Gujarat: The MOU with ECI Engineering & Construction Co. Ltd. was signed on 28th March, 2014 for implementation of 100 MW Wind Power Project, Gujarat in JV with NEEPCO's Equity Participation of 40%.

E. GROSS DEBT : EQUITY RATIO PRIOR TO AND AFTER THE ISSUE OF THIS SECURITY:

Prior to the Issue	After the issue
0.98	1.71

V. A BRIEF HISTORY OF THE ISSUER SINCE ITS INCORPORATION GIVING DETAILS OF ITS ACTIVITIES

The North Eastern Electric Power Corporation Ltd. (NEEPCO Ltd.) was incorporated on 2nd April, 1976 under the Companies Act, 1956 with an Authorised Capital of Rs.75 crores. NEEPCO is a Schedule "A" Government of India Enterprise under the Ministry of Power. Its primary goal is the integrated and efficient development of the Power Sector in the Region by planning, investigating and preparing preliminary feasibility and definite project reports followed by the actual construction, operation and maintenance of power stations and projects.

A. DETAILS OF SHARE CAPITAL AS ON LAST QUARTER END (31.03.2014)

NEEPCO is a fully owned Government of India Enterprise and its entire share capital is held by the Central Government. Presently, its authorized share capital is Rs.5000 crore. The paid up share capital of the Corporation was Rs.3362.92 crore.

The investment by the Government of India in the Corporation has steadily risen since its incorporation with the infusion of additional Equity for every new project undertaken by the NEEPCO. Thus, the Authorized Capital of NEEPCO had to be gradually increased from the initial amount of Rs.75.00 crores to the present Rs.5000.00 crores.

CAPITAL STRUCTURE (as on 31.03.2014)	**Amount (*Rs. in lakh*)**
AUTHORISED CAPITAL 5,00,00,00,000 (Previous year 5,00,00,00,000) equity shares of Rs.10/- each	**500000.00**
ISSUED, SUBSCRIBED AND PAID-UP CAPITAL 3,36,29,15,400 (Previous year 3,31,46,40,400) equity shares of Rs.10/- each	**336291.54**
SHARE CAPITAL PENDING ALLOTMENT 2,21,70,000 (Previous year 81,05,000) equity shares of Rs.10/- each	**2217.00**

B. CHANGES IN CAPITAL STRUCTURE AS ON LAST QUARTER END, FOR THE LAST FIVE YEARS

Date of Change (AGM)	Rupees	Particulars
10th July, 2009	1500,00,00,000/-	Increase in AUTHORISED SHARE CAPITAL from **Rs.3500,00,00,000/-** divided into 350,00,00,000 equity shares of Rs.10/- each to **Rs.5000,00,00,000/-** divided into 500,00,00,000 equity shares of Rs.10/- each.

C. EQUITY SHARE CAPITAL HISTORY OF THE COMPANY AS ON LAST QUARTER END, FOR THE LAST FIVE YEARS

Date of Allotment	No. of Equity Shares	Face Value Rs.	Issue Price Rs.	Consideration (Cash, other than cash, etc)	Cumulative	
					No. of Equity Shares	Equity Share Capital (*Rs. in lakhs*)
20-02-2009	1,38,20,000	10.00	10.00	-	319,27,48,800	3192,74.88
26-08-2009	1,16,60,000	10.00	10.00	-	320,44,08,800	3204,40.88
25-11-2009	2,33,40,000	10.00	10.00	-	322,77,48,800	3227,74.88
23-03-2010	41,81,600	10.00	10.00	Book adjustment by Govt. of India	323,19,30,400	3231,93.04
20-05-2011	4,50,00,000	10.00	10.00	-	327,69,30,400	3276,93.04
02-03-2012	1,53,00,000	10.00	10.00	Book adjustment by Govt. of India	329,22,30,400	3292,23.04
20-11-2012	1,44,10,000	10.00	10.00	-	330,66,40,400	330664.04
05-02-2013	80,00,000	10.00	10.00	-	331,46,40,400	331464.04
05-12-2013	2,80,00,000	10.00	10.00	-	334,26,40,400	334264.04
14-05-2013	81,00,000	10.00	10.00	-	335,07,40,400	335074.04
26-03-2014	1,21,75,000	10.00	10.00	-	336,29,15,400	336291.54
14-05-2014	2,21,70,000	10.00	10.00	-	338,50,85,400	338508.54
16-07-2014	4,10,30,000	10.00	10.00	-	342,61,15,400	342611.54

Note: NEEPCO is fully owned by the President of India; hence the nature of allotment of all the above equity shares is only on fully paid-up basis on receipt of equity sanction orders from the Govt. of India from time to time.

D. DETAILS OF ANY ACQUISITION OR AMALGAMATION IN THE LAST 1 YEAR

None.

E. DETAILS OF ANY REORGANIZATION OR RECONSTRUCTION IN THE LAST 1 YEAR

None.

F. ANY FINANCIAL OR OTHER MATERIAL INTEREST OF THE DIRECTORS, PROMOTERS OR KEY MANAGERIAL PERSONNEL IN THE OFFER AND THE EFFECT OF SUCH INTEREST IN SO FAR AS IT IS DIFFERENT FROM THE INTERESTS OF OTHER PERSONS

Nil

G. DETAILS OF ANY LITIGATION OR LEGAL ACTION PENDING OR TAKEN BY ANY MINISTRY OR DEPARTMENT OF THE GOVERNMENT OR A STATUTORY AUTHORITY AGAINST ANY PROMOTER OF THE OFFEREE COMPANY DURING THE LAST THREE YEARS IMMEDIATELY PRECEDING THE YEAR OF THE CIRCULATION OF THE OFFER LETTER AND ANY DIRECTION ISSUED BY SUCH MINISTRY OR DEPARTMENT OR STATUTORY AUTHORITY UPON CONCLUSION OF SUCH LITIGATION OR LEGAL ACTION SHALL BE DISCLOSED

Nil

H. RELATED PARTY TRANSACTIONS ENTERED DURING THE LAST THREE FINANCIAL YEARS IMMEDIATELY PRECEDING THE YEAR OF CIRCULATION OF OFFER LETTER INCLUDING WITH REGARD TO LOANS MADE OR GUARANTEES GIVEN OR SECURITIES PROVIDED

Nil

I. SUMMARY OF RESERVATIONS OR QUALIFICATIONS OR ADVERSE REMARKS OF AUDITORS IN THE LAST FIVE FINANCIAL YEARS IMMEDIATELY PRECEDING THE YEAR OF CIRCULATION OF OFFER LETTER AND OF THEIR IMPACT ON THE FINANCIAL STATEMENTS AND FINANCIAL POSITION OF THE COMPANY AND THE CORRECTIVE STEPS TAKEN AND PROPOSED TO BE TAKEN BY THE COMPANY FOR EACH OF THE SAID RESERVATIONS OR QUALIFICATIONS OR ADVERSE REMARK

Nil

J. DETAILS OF ANY INQUIRY, INSPECTIONS OR INVESTIGATIONS INITIATED OR CONDUCTED UNDER THE COMPANIES ACT OR ANY PREVIOUS COMPANY LAW IN THE LAST THREE YEARS IMMEDIATELY PRECEDING THE YEAR OF CIRCULATION OF OFFER LETTER IN THE CASE OF COMPANY AND ALL OF ITS SUBSIDIARIES

Nil

K. DETAILS OF ACTS OF MATERIAL FRAUDS COMMITTED AGAINST THE COMPANY IN THE LAST THREE YEARS, IF ANY, AND IF SO, THE ACTION TAKEN BY THE COMPANY

Nil

VI. DETAILS OF THE SHAREHOLDING OF THE COMPANY AS ON LATEST QUARTER END (31.03.2014)

A. SHAREHOLDING PATTERN OF THE COMPANY AS ON 31.03.2014:

Sr. No.	Particulars	Total No. of Equity Shares	No. of shares in demat form	Total Shareholding as % of Total No. of Equity Shares
1.	100% held by Govt. of India as shown in Sl. (ii) below.	3,36,29,15,400	Nil	100%

B. LIST OF TOP 10 HOLDERS OF EQUITY SHARES OF THE COMPANY AS ON THE LATEST QUARTER END (31.03.2014):

Sl.	Name of the shareholder	Total no. of Shares	No. of shares in demat form	Total Shareholding as % of Total no. of equity shares	Remarks
1	Shri P. C Pankaj Chairman & Managing Director, NEEPCO Ltd.	100	Nil	-	
2	Shri A. G. West Kharkongor, Director (Finance), NEEPCO Ltd.	100	Nil	-	
3	Shri U. Moral, Director (Technical), NEEPCO Ltd.	100	Nil	-	
4	Shri S. B. Borgohain, Director (Personnel), NEEPCO Ltd.	100	Nil	-	
5	Shri G. Sai Prasad Joint Secretary (Hydro), Ministry of Power	100	Nil	-	
6	Shri Raj Pal, Economic Advisor Ministry of Power	100	Nil	-	
7	The President of India	3362914800	Nil	-	Equity issued against various projects
	TOTAL	**3362915400**			

VII. DETAILS REGARDING THE DIRECTORS OF THE COMPANY

A. DETAILS OF THE CURRENT DIRECTORS OF THE COMPANY

Sl.	NAME AND DESIGNATION	DIN	AGE	ADDRESS	DIRECTOR OF THE COMPANY SINCE	OTHER DIRECTORSHIPS
FUNCTIONAL DIRECTORS :						
1	Shri P.C.Pankaj	03640772	58 years	Chairman & Managing Director NEEPCO Ltd., Brookland Compound, Lower New Colony, Shillong-793003	03.06.2011	1. WAANEEP Solar Private Limited
2	Shri A.G.West Kharkongor	03264625	55 years	Director (Finance NEEPCO Ltd., Brookland Compound, Lower New Colony, Shillong-793003	19.08.2010	---
3	Shri Utpal Moral	03434273	58 years	Director (Technical) NEEPCO Ltd., Brookland Compound, Lower New Colony, Shillong-793003	08.02.2011	---

4	Shri Satyabrata Borgohain	06801073	55years	Director (Personnel) NEEPCO Ltd., Brookland Compound, Lower New Colony, Shillong-793003	01.01.2014	---
GOVERNMENT OF INDIA NOMINEE:						
5	Shri Raj Pal,	02491831	53 years	Economic Advisor Ministry of Power, Govt.of India Shram Shakti Bhawan, Rafi Marg, New Delhi --110 001	01.11.2013	1. THDC India Limited
NORTH EASTERN STATES' NOMINEE:						
6	Shri T.P. Khaund	03547418	77 years	Principal Adviser, Govt.of Mizoram, Pandit Kumar Shankar Dikshit Marg, Chanakyapuri, New Deihi- 110022	26.04.2011	---
INDEPENDENT DIRECTORS:						
7	Shri Ardhendu Sen	00297393	63 years	J-1229,Palam Vihar, Gurgaon-122017	06.07.2012	1. The West Bengal Power Development Corporation Ltd.
8	Shri Ashok Sinha	00299600	63 Years	Flat No.13, Yayapi Housing society, Sector-58 "A" ,Nerul West, Palm Beach Road, Navi Mumbai – 400706	31.12.2012	1. Indian Commodity Exchange Limited. 2. Prabhat Dairy Private Limited. 3. Kejriwal Bee Care India Private Limited.
9	Dr. Ramesh B. Baheti	00008202	66 years	Independent Director, 23, Old Palasia, A.B.Road, Indore-452001 Madhya Pradesh	13.11.2013	1. STI India Ltd. 2. STI Power India Private Ltd. 3. STI Fabricraft Private Ltd. 4. STI Phoenix Wear Private Ltd. 5. STI Amenities & Hospitality Ltd.
10	Shri Santosh Saraf	00073618	63 years	108, Standard House,83, Maharshi Karve Road, Mumbai-400002	06.07.2012	1. Power Grid Corporation Of India Ltd. 2. Power System Operation Corporation Ltd. 3. Smridhi Consultants Pvt. Ltd. 4. Smridhi Plast Private Ltd.
11	Shri Shantikam Hazarika	00523656	66 years	'Hazarikas' 11 Nizorapara, Chandmari, Guwahati-781003	06.07.2012	1. The Gauhati Stock Exchange Ltd. 2. Assam Electronics Development Corporation Ltd. 3. NHPC Ltd.

B. DETAILS OF CHANGE IN DIRECTORS SINCE LAST THREE YEARS

Sl.	NAME	DIN	DATE OF APPOINTMENT	DATE OF CESSATION	REMARKS
1	Shri K.L.Nghinglova	01999760	10.12.2007	26.04.2011	
2	Shri Sumeet Jerath	02979835	27.04.2010	04.09.2013	
3	Shri Sudhir Kumar	02669103	29.09.2009	16.12.2011	
4	Shri G. Sai Prasad	00325308	16.12.2011	01.11.2013	
5	Shri Tenzing Norbu	01718876	24.07.2007	04.09.2013	
6	Shri B.K.Dev Varma	00465688	18.06.2002	04.09.2013	
7	Shri R.B.Thong	02242211	29.01.2008	04.09.2013	
8	Shri J.P.Rajkhowa	00469283	20.02.2008	19.02.2011	
9	Shri Shantikam Hazarika	00523656	20.02.2008	19.02.2011	
10	Shri Sujit Chakravorty	00066344	20.02.2008	19.02.2011	
11	Shri Arun Datta	00180069	06.07.2012	07.10.2013	
12	Shri I.P.Barooah	00740146	01.08.2006	31.12.2013	

C. REMUNERATION OF DIRECTORS (DURING THE LAST THREE FINANCIAL YEARS)

Name of Director (2013-14)	Designation	Salary (Rs.)	Benefits (Rs.)	PRP (Rs.)	Total (Rs.)
Shri P. C. Pankaj	Chairman & Managing Director	2698443	494537	391680	3584660
Shri A.G.West Kharkongor	Director (Finance)	2593269	1844828	323672	4761769
Shri Utpal Moral	Director (Technical)	2554897	1095602	241003	3891502
Shri Satyabrata Borgohain	Director (Personnel)	617100	112998	-	730098
Shri I. P. Barooah	Ex-Director (Personnel)	1976520	1448829	-	3425349

Name of Director (2012-13)	Designation	Salary (Rs.)	Benefits (Rs.)	PRP (Rs.)	Total (Rs.)
Shri P. C. Pankaj	Chairman & Managing Director	2440045	405735	-	2845780
Shri I. P. Barooah	Director (Personnel)	2656949	375604	1229547	4262100
Shri A.G.West Kharkongor	Director (Finance)	2391099	547374	380048	3318521
Shri Utpal Moral	Director (Technical)	2320381	449031	295930	3065342
Shri V. K. Abbey	Ex-Chairman & Managing Director	-	-	196377	196377
Shri M. R. Ghosh	Ex-Director (Finance)	-	-	631620	631620
Shri N. Bhattarcharjee	Ex-Director (Technical)	-	-	580460	580460

Name of Director (2011-12)	Designation	Salary (Rs.)	Benefits (Rs.)	PRP (Rs.)	Total (Rs.)
Shri P. C. Pankaj	Chairman & Managing Director	1849534	226807	-	2076341
Shri I. P. Barooah	Director (Personnel)	3407631	449490	-	3857121
Shri A.G.West Kharkongor	Director (Finance)	2236740	437506	169631	2843877
Shri Utpal Moral	Director (Technical)	2103583	312656	164390	2580629
Shri V. K. Abbey	Ex-Chairman & Managing Director	446599	324540	877500	1648639
Shri M. R. Ghosh	Ex-Director (Finance)	477784	18882	562341	1059007
Shri N. Bhattarcharjee	Ex-Director (Technical)	1056333	152428	247769	1456530

VIII. DETAILS REGARDING THE STATUTORY AUDITORS OF THE COMPANY

A. DETAILS OF THE AUDITOR OF THE COMPANY:

Name	Address	Auditors for	Auditor since
M/s Nundi & Associates	7C, Kiron Shankar Roy Road, Hastings Chamber, 3rd Floor, Kolkata - 700001	2014-15	17th September, 2014

Being a Government Company, the statutory auditors are appointed by the Comptroller and Auditor General of India ("CAG").

B. DETAILS OF CHANGE IN AUDITORS SINCE LAST THREE YEARS:

Name	Address	Date of Appointment/ Resignation	Auditor of the Company since (in case of resignation)	Remarks
M/s Nundi & Associates	7C, Kiron Shankar Roy Road, Hastings Chamber, 3rd Floor, Kolkata - 700001	For 2011-12: 14th September, 2011 For 2012-13: 28th August, 2012 For 2013-14: 13th September, 2013	Not applicable	
M/s ADD & Associates	Mercantile Building, 9 Lal Bazar Street, 3rd Floor, Block 'A', Kolkata – 700 001	For 2009-10: 10th July, 2009 For 2010-11: 7th September, 2010	Not applicable	

IX. DETAILS OF BORROWINGS OF THE COMPANY AS ON 31.03.2014

A. DETAILS OF SECURED LOAN FACILITIES:

Rs. in crore

Lender's Name	Type of Facility	Amount Sanctioned	Principal Amount Outstanding	Repayment Date / Schedule	Security
1. LICI	Long Term Loan	313.75	7.48	Annual repayment on 15th July. Last repayment due on 15-07-2015	Hypothecation of assets of the Corporation
2. PFC	Long Term Loan	2239.68	1595.92	Quarterly repayments starting on 15th January, 2014	Hypothecation & Mortgage of assets of the Corporation
3. ECB, SBI-Singapore	Long Term Loan	USD 100 million	423.43	Quarterly on 20th June, 20th Sept., 20th Dec. and 20th March	Hypothecation of assets of the Corporation

B. DETAILS OF UNSECURED LOAN FACILITIES:

Rs. in crore

Lender's Name	Type of Facility	Amount Sanctioned	Principal Amount Outstanding	Repayment Date / Schedule
1. Govt. of India	Subordinate Loan	291.96	290.96	Annual repayment starting from 16th year after commissioning of the Tuirial HEP until the 30th year.
2. KfW, Germany	Long Term Loan	€ 80 million	460.88	30 equal half-yearly instalments payable on 30th December and 30th June as per schedule starting 30th December, 2013

C. DETAILS OF NCDS:

Rs. in crore

Debenture Series	Tenure / Period of Maturity	Coupon	Amount	Date of Allotment	Redemption Date/ Schedule	Credit Rating	Secured / unsecured	Security
XIth	10 years	10.20%	40.00	15-12-2011	15-12-2021	ICRA AA-	Secured	Mortgage under Trust Deed
XIIth	10 years	9.25%	120.00	27-06-2012	1) 27-06-2018 2) 27-06-2019 3) 27-06-2020 4) 27-06-2021 5) 27-06-2022 @ 20% of Face Value on each date	ICRA AA-	Secured	
XIIIth	10 years	9.00%	72.50	15-03-2013	1) 15-03-2019 2) 15-03-2020 3) 15-03-2021 4) 15-03-2022 5) 15-03-2023 @ 20% of Face Value on each date	ICRA AA-	Secured	

D. LIST OF TOP 10 DEBENTURE HOLDERS AS ON 1ST SEPTEMBER, 2014:

	Name of the Holders	Amount *(Rs. in Crore)*
1	Food Corporation of India CPF Trust	50.8
2	Indian Oil Corporation Ltd. (Refineries Division)	70.00
3	Powergrid Employee Provident Fund	20.80
4	Food Corporation Of India, Cpf Trust	20.00
5	NEEPCO Employees Provident Fund	20.00
6	State Bank Of Patiala Employees' Pension	10.00
7	Trustees GEB's C P Fund	10.00
8	Powergrid Employees Provident Fund Trust	9.90
9	Powergrid Employee Gratuity Fund Trust	4.20
10	Board Of Trustees G.S.R.T C. C P Fund	3.20
	TOTAL	**218.90**

E. THE AMOUNT OF CORPORATE GUARANTEE ISSUED BY THE ISSUER ALONG WITH NAME OF THE COUNTERPARTY (LIKE NAME OF THE SUBSIDIARY, JV ENTITY, GROUP COMPANY, ETC) ON BEHALF OF WHOM IT HAS BEEN ISSUED.

None.

F. DETAILS OF COMMERCIAL PAPER:

None.

G. DETAILS OF REST OF THE BORROWING (IF ANY INCLUDING HYBRID DEBT LIKE FCCB, OPTIONALLY CONVERTIBLE DEBENTURES / PREFERENCE SHARES).

None.

H. DETAILS OF ALL DEFAULT/S AND/OR DELAY IN PAYMENTS OF INTEREST AND PRINCIPAL OF ANY KIND OF TERM LOANS, DEBT SECURITIES AND OTHER FINANCIAL INDEBTEDNESS INCLUDING CORPORATE GUARANTEE ISSUED BY THE COMPANY, IN THE PAST 5 YEARS.

None.

I. DETAILS OF ANY OUTSTANDING BORROWINGS TAKEN/ DEBT SECURITIES ISSUED WHERE TAKEN / ISSUED (I) FOR CONSIDERATION OTHER THAN CASH, WHETHER IN WHOLE OR PART, (II) AT A PREMIUM OR DISCOUNT, OR (III) IN PURSUANCE OF AN OPTION.

None.

J. MANAGEMENT'S PERCEPTION OF RISK FACTORS:

Prospective investors should carefully consider all the information in this Private Placement Offer Letter, including the risks and uncertainties described below, before making an investment in the Bonds. The risks and uncertainties described in this section are not the only risks that we currently face. Additional risks and uncertainties not known to us or that we currently believe to be immaterial may also have an adverse effect on our business prospects, results of operations and financial condition. If any of the following or any other risks actually occur, our business prospects, results of operations and financial condition could be adversely affected and the price of, and the value of your investment in the Bonds could decline and you may lose all or part of your redemption amounts and/ or interest amounts.

(i) RISKS RELATING TO OUR BUSINESS AND INDUSTRY

1. With the power sector industry becoming increasingly competitive, the Corporation's growth will depend largely on its ability to minimize costs and maximize revenues.
2. Our revenues are largely dependent on the ability of our power stations to perform at optimal levels. The performance of our hydro stations at optimum levels depends upon the water levels of the rivers and reservoirs which in turn depend upon rainfall conditions. A decline in rainfall levels may results in lower levels of generation by the hydro stations which would in turn result in lower revenues for the Corporation.
3. Significant shortages in the supply of natural gas could adversely affect our thermal stations which would adversely affect our financial condition and results of operations
4. Power sector CPSUs are required to adhere to certain norms as approved by the Government of India through the Ministry of Power and other authorities as well as the Central Electricity Regulatory Commission (CERC). Changes in the regulatory regime by the CERC with respect to tariff regulations may adversely affect our financial condition and results of operations. The Corporation may also be vulnerable to the introduction of rules, regulations and norms of operation by the Government of India from time to time.
5. The Corporation enjoys certain tax benefits which may be withdrawn thereby adversely affecting our business, financial condition and results of operations.
6. We have borrowed in foreign currency and are likely to continue to do so in the future which exposes us to fluctuations in foreign exchange rates thereby adversely affecting our financial condition and results of operations.
7. The construction, maintenance and operation of power projects carry certain risks which to the extent they materialize could adversely affect our business and financial performance
8. Negative trends in the Indian power sector or the Indian economy could adversely affect our business and financial performance.
9. As the Corporation uses IT in many of its work processes there are possible risks of IT frauds.

(ii) RISKS RELATING TO THE INDIAN ECONOMY

10. A slowdown in the economic growth in India could adversely impact our business.
11. The growth of the power sector in India is dependent on the continued growth of the Indian economy and regulatory developments in India. Any adverse change in policy implementation / industry demand may adversely affect us.
12. Our ability to raise foreign currency borrowings may be constrained by regulatory, statutory and legal conditions in the country.
13. Any downgrading of India's sovereign rating by a credit rating agency could have a negative impact on our business

(iii) RISKS RELATING TO THE BONDS

14. There is no guarantee that the Bonds issued pursuant to this Issue will be listed on BSE in a timely manner.

15. Any downgrading in credit rating of our Bonds may affect the trading price of our Bonds and our ability to raise funds.
16. Payments made on the Bonds will be subordinated to certain tax and other liabilities preferred by law.

X. DETAILS OF PROMOTERS OF THE COMPANY

None.

XI. ABRIDGED VERSION OF AUDITED CONSOLIDATED (WHEREVER AVAILABLE) AND STANDALONE FINANCIAL INFORMATION (LIKE PROFIT & LOSS STATEMENT, BALANCE SHEET AND CASH FLOW STATEMENT) FOR AT LEAST LAST THREE YEARS AND AUDITOR QUALIFICATIONS , IF ANY

Rs. in lakh

	Balance Sheet	As at 31st March,2014	As at 31st March,2013	As at 31st March,2012
	I. EQUITY AND LIABILITIES			
1)	**Shareholders' funds**			
	(a) Share Capital	336291.54	331464.04	329223.04
	(b) Reserve and Surplus	189476.29	168327.03	149011.33
2)	**Share application money pending allotment**	2217.00	810.50	0.50
3)	**Non-Current liabilities**			
	a) Long-term borrowings	289938.13	186375.00	122368.96
	b) Deferred Tax liabilities	52731.10	52716.31	55534.81
	Less : Deferred Tax Recoverable	52716.31	52716.31	(55534.81)
	Deferred Tax (Net)	17.79	0.00	0.00
	c) Other Long term Liabilities	227.59	248.33	279.79
	d) Long Term Provisions :	14983.15	19127.41	17222.52
4)	**Current liabilities**			
	a) Short term borrowings	11000.00	0.00	0.00
	b) Trade Payables	9195.24	10004.65	13777.66
	c) Short term Provisions :	49030.11	46172.84	10425.07
	d) Other Current Liabilities	19702.85	15587.39	32855.25
	TOTAL	**922076.69**	**778117.19**	**675163.62**
	II ASSETS			
	Non-Currents Assets			
1)	(a) Fixed Assets			
	(i) Tangible assets	219947.89	225319.74	235856.04
	(ii) Intangible assets	12.90	19.43	38.68
	(iii) Capital work -in-progress	522579.25	353058.42	236927.27
	(b) Non-Current investments	10149.06	19098.12	28647.18
	(c) Long-term loans and advances	18694.13	28564.46	29707.20
	(d) Other non-current assets	758.51	740.04	1572.29
2)	**Current assets**			
	(a) Current investments	9549.06	9549.06	9549.06
	(b) Inventories	17817.08	13416.42	12397.81
	(c) Trade Receivables	79190.08	74493.45	70676.93
	(d) Cash and cash equivalents	29755.80	40105.57	35776.03
	(e) Short-term loans and Advances	3775.52	2923.12	8258.70
	(f) Other current assets (Provisions)	9847.41	10829.36	5746.21
	TOTAL	**922076.69**	**778117.19**	**675153.40**

Rs. in lakh

	Profit & Loss Account	For the year ended 31st March, 2014	For the year ended 31st March, 2013	For the year ended 31st March, 2012
I.	Revenue from operations	127974.79	132524.48	119766.78
II.	Other income	13796.95	6715.86	7205.42
III.	**Total Revenue(I+II)**	**141771.74**	**139240.34**	**126972.20**
IV.	Expenses :			
	Cost of materials consumed	53012.31	46737.87	43242.80
	Employee benefits expense	14976.72	18528.96	19334.14
	Finance Costs	271.06	694.41	885.96
	Depreciation	13202.14	15188.87	15107.38
	Generation & Administration Expense	28111.08	23709.61	18314.37
	Other expenses	2057.37	5597.71	3448.62
	Prior Period Adjustment	1340.62	(760.71)	211.14
	Total Expenses	**112971.30**	**109696.72**	**100544.41**
V.	Profit before tax (III-IV)	28800.44	29543.62	26427.79
VI.	Tax expense:			
	(1) Current tax	9565.96	10886.61	4516.22
	(2) Deferred tax	3978.48	5573.10	
	Net current Tax	5587.48	5313.51	(3850.84)
	Deferred Tax liability	14.79	(2818.50)	
	Less : Deferred Tax Recoverable	0.00	(2818.50)	(3850.84)
		14.79	0.00	0.00
VII.	**Profit for the period (V-VI)**	**23152.17**	**24230.11**	**21911.57**
VIII.	Earnings per equity Share:			
	(1) Basic	**0.70**	**0.72**	**0.67**
	(2) Diluted	**0.70**	**0.72**	**0.67**

Rs. in lakh

Cashflow	2013-14	2012-13	2011-12
Net Profit Before Tax	28800.44	29543.62	26427.79
Cash Flow from operating activities	41141.59	47219.78	14573.65
Working Capital adjustment	(4340.01)	16029.40	(846.84)
Cash flow from Investing activities	(147570.63)	(104196.04)	(69877.02)
Cash flow from financing activities	106645.76	50796.86	36035.05
Net increase(Decrease) in cash and cash equivalents	(10349.77)	4329.54	6312.63
Closing Cash and cash equivalents	29755.80	40105.57	35776.03

Bond Cash Flows:

Deemed Date of Allotment			1-Oct-2014				
Interest Due Dates	**Day of the week**	**Interest Payment Dates**	**Day of the week**	**No. of days in Coupon Period**	**Interest Amount (in Rs.)**	**Principal Amount (in Rs.)**	**Total Payment (in Rs.)**
2015-16							
1-Apr-2015	Wednesday	1-Apr-2015	Wednesday	182	47,868.00		47,868.00
1-Oct-2015	Thursday	1-Oct-2015	Thursday	183	48,132.00		48,132.00
2016-17							
1-Apr-2016	Friday	1-Apr-2016	Friday	183	48,000.00		48,000.00
1-Oct-2016	Saturday	1-Oct-2016	Saturday	183	48,000.00		48,000.00
2017-18							
1-Apr-2017	Saturday	1-Apr-2017	Saturday	182	47,608.00		47,608.00
1-Oct-2017	Sunday	3-Oct-2017	Tuesday	185	48,392.00		48,392.00
2018-19							
01-04-2018	Sunday	2-Apr-2018	Monday	181	47,868.00		47,868.00
01-10-2018	Monday	1-Oct-2018	Monday	182	48,132.00		48,132.00
2019-20							
1-Apr-2019	Monday	1-Apr-2019	Monday	182	47,868.00		47,868.00
1-Oct-2019	Tuesday	1-Oct-2019	Tuesday	183	48,132.00		48,132.00
2020-21							
1-Apr-2020	Wednesday	1-Apr-2020	Wednesday	183	48,000.00		48,000.00
1-Oct-2020	Thursday	1-Oct-2020	Thursday	183	48,000.00	200,000.00	248,000.00
2021-22							
1-Apr-2021	Thursday	1-Apr-2021	Thursday	182	38,295.00		38,295.00
1-Oct-2021	Friday	1-Oct-2021	Friday	183	38,505.00	200,000.00	238,505.00
2022-23							
1-Apr-2022	Friday	1-Apr-2022	Friday	182	28,721.00		28,721.00
1-Oct-2022	Saturday	1-Oct-2022	Saturday	183	28,879.00	200,000.00	228,879.00
2023-24							
1-Apr-2023	Saturday	1-Apr-2023	Saturday	182	19,043.00		19,043.00
1-Oct-2023	Sunday	3-Oct-2023	Tuesday	185	19,357.00	200,000.00	219,357.00
2024-25							
1-Apr-2024	Monday	1-Apr-2024	Monday	181	9,547.00		9,547.00
1-Oct-2024	Tuesday	1-Oct-2024	Tuesday	183	9,653.00	200,000.00	209,653.00
TOTAL				**10 years**	**768,000.00**	**1,000,000.00**	**1,768,000.00**

1) Cash Flows for the Bond issue have been calculated as per SEBI Circular No.CIR/IMD/DF/18/2013 dated October 29, 2013.

2) Interest is calculated up to one day prior to coupon payment date i.e. if 01.04.2015 is the payment date, then interest will be calculated upto 31.03.2015.

3) If any payment date falls on a day which is not a Business Day ('Business Day' being a day on which Commercial Banks are open for Business in the city of Shillong) then payment of interest will be made on the next day that is a business day.

XII. ABRIDGED VERSION OF LATEST AUDITED / LIMITED REVIEW HALF YEARLY CONSOLIDATED (WHEREVER AVAILABLE) AND STANDALONE FINANCIAL INFORMATION (LIKE PROFIT & LOSS STATEMENT AND BALANCE SHEET) AND AUDITORS QUALIFICATIONS, IF ANY

Nil.

XIII. ANY MATERIAL EVENT/ DEVELOPMENT OR CHANGE AT THE TIME OF ISSUE OR SUBSEQUENT TO THE ISSUE WHICH MAY AFFECT THE ISSUE OR THE INVESTOR'S DECISION TO INVEST/ CONTINUE TO INVEST IN THE DEBT SECURITIES

Nil.

XIV. THE NAMES OF THE DEBENTURE TRUSTEE(S) SHALL BE MENTIONED WITH STATEMENT TO THE EFFECT THAT DEBENTURE TRUSTEE(S) HAS GIVEN HIS CONSENT TO THE ISSUER FOR HIS APPOINTMENT UNDER REGULATION 4 (4) AND IN ALL THE SUBSEQUENT PERIODICAL COMMUNICATIONS SENT TO THE HOLDERS OF DEBT SECURITIES.

In accordance with the provisions of (i) Securities and Exchange Board of India (Issue and Listing of Debt Securities) Regulations, 2008 issued vide circular no. LAD-NRO/GN/2008/13/127878 dated June 06, 2008, as amended, (ii) Securities and Exchange Board of India (Issue and Listing of Debt Securities) (Amendment) Regulations, 2012 issued vide circular no. LAD-NRO/GN/2012-13/19/5392 dated October 12, 2012, as amended, (iii) the Companies Act, 2013 and (iv) Securities and Exchange Board of India (Debenture Trustees) Regulations, 1993, the Issuer has appointed SBICAP Trustee Company Ltd. to act as Trustees ("Trustees") for and on behalf of the holder(s) of the Bonds. The address and contact details of the Trustees are as under:

SBICAP Trustee Company Ltd.
202, Maker Tower E
Cuffe Parade
Mumbai 400 005
Tel No: 022-43025555
Fax: 022-22040465

A copy of the letter from SBICAP Trustee Company Ltd. conveying their consent to act as Trustee for the current issue of Bonds is enclosed elsewhere in this Disclosure Document.

NEEPCO and the Trustees shall enter into a Trustee Agreement specifying, inter alia, the powers, authorities and obligations of the Trustees and NEEPCO. By applying for the Bonds, the Bondholders shall without further action or deed, be deemed to have irrevocably given their consent to and authorised the Trustees or any of their agents or authorized officials to do, interalia, all acts, deeds, matters and things in respect of or relating to the security to be created for securing the Bonds being offered in terms of this Document including the right to substitute or release any property charged in their favour and/or to create a charge on additional properties in their favour including the right of the Trustees to release, and/or substitute relevant title deeds in respect thereof. All the rights and remedies of the Bondholders shall vest in and shall be exercised by the Trustees without reference to the Bondholders. Any payment made by NEEPCO to the Trustees on behalf of the Bondholders shall discharge NEEPCO any liability to the Bondholders. No Bondholder shall be entitled to proceed directly against NEEPCO unless the Trustees, having become so bound to proceed, fail to do so.

XV. THE DETAILED RATING RATIONALE (S) ADOPTED (NOT OLDER THAN ONE YEAR ON THE DATE OF OPENING OF THE ISSUE)/ CREDIT RATING LETTER ISSUED (NOT OLDER THAN ONE MONTH ON THE DATE OF OPENING OF THE ISSUE) BY THE RATING AGENCIES SHALL BE DISCLOSED

The company has got a rating for the proposed Bond Issue from ICRA LTD which has assigned **"ICRA AA-"** {Double A Minus} with **Stable** outlook rating vide letter dated 9th September, 2014. The Bonds have also assigned a rating of **"CARE AA-"** by CARE Ltd. vide letter dated 12th September, 2014 Facilities with this rating are considered to have very low credit risk.

The above ratings are not recommendations to buy, sell or hold securities and investors should take their own decision. The rating may be subject to revision or withdrawal at any time by the assigning rating agencies and should be evaluated independently of any other rating. The rating obtained is subject to revision at any point of time in the future. The rating agencies have the right to suspend, withdraw the rating at any time on the basis of new information etc.

XVI. IF THE SECURITY IS BACKED BY A GUARANTEE OR LETTER OF COMFORT OR ANY OTHER DOCUMENT / LETTER WITH SIMILAR INTENT, A COPY OF THE SAME SHALL BE DISCLOSED. IN CASE

SUCH DOCUMENT DOES NOT CONTAIN DETAILED PAYMENT STRUCTURE (PROCEDURE OF INVOCATION OF GUARANTEE AND RECEIPT OF PAYMENT BY THE INVESTOR ALONG WITH TIMELINES); THE SAME SHALL BE DISCLOSED IN THE OFFER DOCUMENT.

Nil.

XVII. COPY OF CONSENT LETTER FROM THE DEBENTURE TRUSTEE "SBICAP TRUSTEE COMPANY LTD." DATED 11th SEPTEMBER, 2014 CONVEYING THEIR CONSENT TO ACT AS TRUSTEE FOR THE CURRENT ISSUE OF BONDS IS ENCLOSED ELSEWHERE IN THIS DISCLOSURE DOCUMENT.

XVIII. NAMES OF ALL THE RECOGNISED STOCK EXCHANGES WHERE THE DEBT SECURITIES ARE PROPOSED TO BE LISTED CLEARLY INDICATING THE DESIGNATED STOCK EXCHANGE.

The Secured Non-Convertible Redeemable Bonds in the nature of Debentures) are proposed to be listed on the Wholesale Debt Market (WDM) Segment of the **Bombay Stock Exchange of India Ltd. ("BSE").** The Company has obtained an in-principle approval from the BSE for listing of said Bonds on its Wholesale Debt Market (WDM) Segment. The Company shall make an application to the BSE to list the Bonds to be issued and allotted under this Disclosure Document and complete all the formalities relating to listing of the Bonds **within 20 days from the deemed date of allotment of the bonds.** If such permission is not granted **within 20 days** from the from the deemed date of allotment of the bonds or where such permission is refused before the expiry of the 20 days from the closure of the Issue, the Company shall forthwith repay without interest, all monies received from the applicants in pursuance of the Disclosure Document, and if such money is not repaid within the stipulated time after the Company becomes liable to repay it (i.e. from the date of refusal or 20 days from the date of closing of the subscription list, whichever is earlier), then the Company and every director of the Company who is an officer in default shall be jointly and severally liable to repay the money, with interest at the rate of 15 per cent per annum on application money, or as prescribed by the relevant rules and regulations.

In connection with listing of Bonds with BSE, the Company hereby undertakes that:

(a) It shall comply with conditions of listing of Bonds as may be specified in the Listing Agreement with BSE.
(b) Ratings obtained by the Company shall be periodically reviewed by the credit rating agencies and any revision in the rating shall be promptly disclosed by the Company to BSE.
(c) Any change in rating shall be promptly disseminated to the holder(s) of the Bonds in such manner as BSE may determine from time to time.
(d) The Company, the Trustees and BSE shall disseminate all information and reports on Bonds including compliance reports filed by the Company and the Trustees regarding the Bonds to the holder(s) of Bonds and the general public by placing them on their websites.
(e) Trustees shall disclose the information to the holder(s) of the Bonds and the general public by issuing a press release in any of the following events:
  (i) default by the Company to pay interest on Bonds or redemption amount;
  (ii) revision of rating assigned to the Bonds;
(f) The information referred to in para (e) above shall also be placed on the websites of the Trustees, Company & BSE.

XIX. OTHER DETAILS:

A. DRR CREATION - RELEVANT REGULATIONS AND APPLICABILITY

The Company shall create a Bond/Debenture Redemption Reserve in accordance with Section 18(7)(b) of the Companies (Share Capital & Debentures) Rules, 2014.

B. ISSUE/INSTRUMENT SPECIFIC REGULATIONS - RELEVANT DETAILS (COMPANIES ACT, RBI GUIDELINES, ETC)

1. Securities and Exchange Board of India (Issue and Listing of Debt Securities) Regulations, 2008 issued vide circular no. LAD-NRO/GN/2008/13/127878 dated June 06, 2008, as amended and Securities and Exchange Board of India (Issue and Listing of Debt Securities) (Amendment) Regulations, 2012 issued vide circular no. LAD-NRO/GN/2012-13/19/5392 dated October 12, 2012).

2. The Companies Act, 2013.

C. APPLICATION PROCESS:

PROCEDURE FOR APPLYING FOR DEMAT FACILITY

1. The applicant must have at least one beneficiary account with any of the Depository Participants (DPs) of NSDL or CDSL prior to making the application.
2. The applicant must necessarily fill in the details (including the beneficiary account number and Depository Participant's ID) appearing in the Application Form under the heading 'Details for Issue of Bonds in Electronic/ Dematerialised Form'.
3. Bonds allotted to an applicant will be credited directly to the applicant's respective Beneficiary Account(s) with the DP.
4. For subscribing the bonds, names in the application form should be identical to those appearing in the account details in the depository. In case of joint holders, the names should necessarily be in the same sequence as they appear in the account details in the depository.
5. Non-transferable allotment advice/refund orders will be directly sent to the applicant by the Registrars to the Issue.
6. If incomplete/incorrect details are given under the heading 'Details for Issue of Bonds in Electronic/ Dematerialised Form' in the application form, it will be deemed to be an incomplete application and the same may be held liable for rejection at the sole discretion of the Company.
7. For allotment of Bonds, the address, nomination details and other details of the applicant as registered with DP shall be used for all correspondence with the applicant. The Applicant is therefore responsible for the correctness of its demographic details given in the application form vis-à-vis those with their DP. In case the information is incorrect or insufficient, the Issuer would not be liable for losses, if any.
8. It may be noted that Bonds being issued in electronic form, the same can be traded only on the Stock Exchanges having electronic connectivity with NSDL or CDSL. Bombay Stock Exchange Limited., where the Bonds of the Company are proposed to be listed has connectivity with NSDL and CDSL.
9. Interest or other benefits would be paid to those Bondholders whose names appear on the list of beneficial owners given by the Depositories to the Company as on Record Date/ Book Closure Date. In case of those Bonds for which the beneficial owner is not identified by the Depository as on the Record Date/ Book Closure Date, the Company would keep in abeyance the payment of interest or other benefits, till such time that the beneficial owner is identified by the Depository and conveyed to the Company, whereupon the interest or benefits will be paid to the beneficiaries, as identified, **within a period of 15 days.**

HOW TO APPLY:

This being a private placement offer, investors who are established/ resident in India and who have been addressed through this communication directly only are eligible to apply. Application shall be for a minimum number of 5 (five) Bonds and multiples of 1 (one) Bond thereafter.

Applicants may remit their application money by way of electronic transfer of funds through RTGS mechanism or through Core Banking Solution (CBS) for credit in the account of in favour of the "**North Eastern Electric Power Corporation Ltd.**" for crediting the amount to the following bank account:

Beneficiary Name	**North Eastern Electric Power Corporation Ltd.**
Account No.	**32061917621**
Bank	**State Bank of India**
Branch	**SBI Main Branch**
Location	**Kachari Road, Shillong – 793001**
Account Type	**Current**
IFSC Code	**SBIN0000181**

All Application Forms duly completed (along with all necessary documents as detailed in this Disclosure Document) must be delivered before the closing of the issue to the Arranger to the Issue. While forwarding the application form, applicants must ensure that the relevant UTR number/ or any other evidence of having remitted the application money is obtained. Detailed instructions for filling up the application form are provided elsewhere in this Disclosure Document.

Applications for the Bonds must be in the prescribed form (enclosed) and completed in BLOCK LETTERS in English and as per the instructions contained therein. Applications not completed in the prescribed manner are liable to be rejected. The name of the applicant's bank, type of account and account number must be filled in the Application Form. This is required for the applicant's own safety and these details will be printed on the refund orders and interest/ redemption warrants.

The applicant or in the case of an application in joint names, each of the applicant, should mention his/her Permanent Account Number (PAN) allotted under the Income-Tax Act, 1961 or where the same has not been allotted, the GIR No. and the Income tax Circle/Ward/District. As per the provision of Section 139A (5A) of the Income Tax Act, PAN/GIR No.

needs to be mentioned on the TDS certificates. Hence, the investor should mention his PAN/GIR No. if the investor does not submit Form 15G/15AA/other evidence, as the case may be for non-deduction of tax at source. In case neither the PAN nor the GIR Number has been allotted, the applicant shall mention "Applied for" and in case the applicant is not assessed to income tax, the applicant shall mention 'Not Applicable' (stating reasons for non applicability) in the appropriate box provided for the purpose. Application Forms without this information will be considered incomplete and are liable to be rejected.

Applications may be made in single or joint names (not exceeding three). In the case of joint applications, all payments will be made out in favour of the first applicant. All communications will be addressed to the first named applicant whose name appears in the Application Form at the address mentioned therein.

All applicants are requested to tick the relevant column "Category of Investor" in the Application Form. Public/ Private/ Religious/ Charitable Trusts, Provident Funds and Other Superannuation Trusts and other investors requiring "approved security" status for making investments.

No separate receipts shall be issued for the application money. However, Arranger to the Issue at their Designated Branch (es) receiving the duly completed Application Forms will acknowledge the receipt of the applications by stamping and returning the acknowledgment slip to the applicant. Applications shall be deemed to have been received by the Issuer Company only when submitted to Arranger to the Issue at their designated branches or on receipt by the Registrar as detailed above and not otherwise.

For further instructions, please read Application Form carefully.

WHO CAN APPLY

- Companies, Bodies Corporate and Societies registered under the applicable laws and authorized to invest in Bonds
- Commercial Banks and Financial Institution
- Regional rural banks
- Co-operative Banks
- Provident Funds, Superannuation funds and Gratuity funds and other Trusts which are authorized to Invest in bonds
- Statutory Corporation / Financial Institutions
- Mutual funds
- Insurance Companies
- Scientific and / or Industrial Research Organisations, which are authorized to invest in bonds.
- Non Banking Finance Companies and Residuary Non-Banking Finance Companies.
- Any other investor authorized to invest in these bonds, subject to confirmation from the issuer

However, out of the aforesaid class of investors eligible to invest, this Memorandum is intended solely for the use of the person to whom it has been sent by NEEPCO for the purpose of evaluating a possible investment opportunity by the recipient(s) in respect of the securities offered herein, and it is not to be reproduced or distributed to any other person(s) other than professional advisors of the prospective investor receiving this Memorandum from NEEPCO.

All investors are required to comply with the relevant regulations/ guidelines applicable to them for investing in the issue of Bonds.

The applications must be accompanied by certified true copies of (1) Memorandum and Articles of Association/ Constitution/ Bye-laws (2) Resolution authorizing investment and containing operating instructions (3) Specimen signatures of authorized signatories (4) Necessary forms for claiming exemption from deduction of tax at source on the interest income/ interest on application money, wherever applicable

APPLICATION UNDER POWER OF ATTORNEY OR BY LIMITED COMPANIES

In case of applications made under a Power of Attorney or by a Limited Company or a Body Corporate or Registered Society or Mutual Fund, and scientific and/or industrial research organisations or Trusts etc, the relevant Power of Attorney or the relevant resolution or authority to make the application, as the case may be, together with the certified true copy thereof along with the certified copy of the Memorandum and Articles of Association and/or Bye-Laws as the case may be must be attached to the Application Form or lodged for scrutiny separately with the photocopy of the application form, quoting the serial number of the application form and the Bank's branch where the application has been submitted, at the office of the Registrars to the Issue after submission of the application form to the Bankers to the issue or any of the designated branches as mentioned on the reverse of the Application Form, failing which the applications are liable to be rejected. Such authority received by the Registrars to the Issue more than 10 days after closure of the subscription list may not be considered.

APPLICATION BY MUTUAL FUNDS

In case of applications by Mutual Funds, a separate application must be made in respect of each scheme of an Indian mutual fund registered with SEBI. The applications made by the Asset Management Companies (AMC) or custodians of a Mutual Fund shall clearly indicate the name of the concerned scheme for which application is being made. The application must be accompanied with certified true copies of:

1. SEBI registration certificate.
2. Resolution authorizing investment & containing operating instructions.
3. Specimen signatures of authorised signatories

MODE OF SUBSCRIPTION

This being a private placement offer, investors who are established/ resident in India and who have been addressed through this communication directly only are eligible to apply.

Copies of Disclosure Document and Application form may be obtained from the Registered Office of NEEPCO Ltd. Applications for the Bonds must be in the prescribed form (enclosed) and completed in BLOCK LETTERS in English and as per the instructions contained therein.

Applications should be for a minimum of Five Bonds and in multiples of One Bond thereafter. All cheques should be in favour of **"North Eastern Electric Power Corporation Ltd."** and crossed **"Account Payee Only"**. Alternatively, investors can remit their application money by way of electronic transfer of funds through RTGS mechanism for credit in the account of **"North Eastern Electric Power Corporation Ltd."**. For details, please refer to the "Instructions" detailed in the "Application Form.

FORCE MAJEURE

The Company reserves the right to withdraw the issue prior to the closing date in the event of any unforeseen development adversely affecting the economic and regulatory environment. The Company reserves the right to change the Issue Schedule.

RIGHT TO PURCHASE / REISSUE

Company may purchase the bonds in the open market through market makers or otherwise. Company shall retain the right or power to cancel, hold, resell or reissue these bonds or reissue other bonds in lieu thereof.

RIGHT TO ACCEPT OR REJECT APPLICATIONS

The Company reserves it's full, unqualified and absolute right to accept or reject any application, in part or in full, without assigning any reason thereof. The rejected applicants will be intimated along with the refund warrant, if applicable, to be sent. Interest on application money will be paid from the date of realisation of the cheque(s)/ demand drafts(s) till one day prior to the date of refund. The application forms that are not complete in all respects are liable to be rejected and would not be paid any interest on the application money.

Application would be liable to be rejected on one or more technical grounds, including but not restricted to:

a. Number of bonds applied for is less than the minimum application size;
b. Applications exceeding the issue size;
c. Bank account details not given;
d. Details for issue of bonds in electronic/ dematerialised form not given; PAN/GIR and IT Circle/Ward/District not given;
e. In case of applications under Power of Attorney by limited companies, corporate bodies, trusts, etc. relevant documents not submitted;

In the event that any Bond(s) applied for is/are not allotted in full, the excess application monies of such Bonds will be refunded, as may be permitted.

PAN/GIR NUMBER

All applicants must mention their Permanent Account Number or the GIR Number allotted under Income Tax Act, 1961 and the Income Tax Circle/ Ward/ District. In case where neither the PAN nor the GIR Number has been allotted, the fact of such a non-allotment should be mentioned in the Application Form in the space provided

SIGNATURES

Signatures should be made in English or in any of the Indian Languages. Thumb impressions must be attested by an authorized official of a Bank or by a Magistrate/ Notary Public under his/her official seal.

NOMINATION FACILITY

As per Section 109(A) of the Companies Act, 1956, only individuals applying as sole applicant/Joint Applicant can nominate, in the prescribed manner, a person to whom his Bonds shall vest in the event of his death. Non individuals including holders of Power of Attorney cannot nominate.

MODIFICATION OF RIGHTS

The rights, privileges, terms and conditions attached to the Bonds may be varied, modified or abrogated with the consent, in writing, of those holders of the Bonds who hold at least three fourth of the outstanding amount of the Bonds or with the sanction accorded pursuant to a resolution passed at a meeting of the Bondholders, provided that nothing in such consent or resolution shall be operative against the Company where such consent or resolution modifies or varies the terms and conditions of the Bonds, if the same are not acceptable to the Company.

XX. ISSUE DETAILS

ISSUE SIZE

The issuer proposes to issue 25000 bonds of face value of Rs.10,00,000/- each aggregating to Rs.1900 crore with right to retain Green Shoe option of Rs.600 crore aggregating upto Rs.2500 crore.

AUTHORITY FOR THE ISSUE

The issue is being made in pursuance of the Board Resolution dated **17th September, 2014** and AGM Special Resolution dated **17th September, 2014.**

REGISTRATION AND GOVERNMENT APPROVALS

The Company can undertake the activities proposed by it in view of the present approvals and no further approval from any government authority(ies) is required by it to undertake the proposed activities and except those approvals which may be required to be taken in the normal course of business from time to time.

OBJECTS OF THE ISSUE

The funds will be utilized for prepayment of existing high cost borrowings and to finance the construction of various on-going hydro and thermal projects in the NER.

UTILISATION OF ISSUE PROCEEDS

The Company is managed by professionals under the supervision of its Board of Directors. Further, the Company is subject to a number of regulatory checks and balances as stipulated in its regulatory environment. Therefore, the management shall ensure that the funds raised via this private placement shall be utilized only towards satisfactory fulfillment of the objects of the issue. The Company further confirms that the proceeds of the current issue of Bonds shall not be used for providing loan to or acquisition of shares of any person who is part of the same group or who is under the same management.

MINIMUM SUBSCRIPTION

As the current issue of Bonds is being made on private placement basis, the requirement of minimum subscription shall not be applicable and therefore the Company shall not be liable to refund the issue subscription(s)/ proceed(s) in the event of the total issue collection falling short of issue size or certain percentage of issue size.

NATURE OF THE BOND

The bonds are Secured, Redeemable, Non-Convertible Taxable and in the nature of Debentures.

SECURITY

The Bonds together with interest costs and all other monies and amounts payable in respect of these Bonds will be fully secured by first pari-passu charge on identified Fixed Assets of the company with a minimum asset cover of 100% throughout the tenure of Bonds in favour of a Trustee.

The said security shall be created in favour of the Trustees within the stipulated regulatory period from the Deemed Date of Allotment or such extended period as may be permitted by the relevant authority(ies). The Security will be created by the Company, as aforesaid, in favour of the Trustee on such of the assets for which the Company obtains, after all due diligence and efforts, the requisite consents and permissions applicable under law or in accordance with the contractual conditions of holding of such assets for creating the above-mentioned charge. The creation of such security shall be sufficient compliance of the Company's obligation to create security.

TERMS OF PAYMENT

The full face value of the Bonds applied for is to be paid along with the application form. Investor(s) need to send in the application form and the Cheque/Demand Draft/ RTGS/ECS for the full face value of the Bonds applied for.

Issue Price of the Bond	Minimum Application for	Amount Payable on Application per Bond
Rs.10 lakhs	5 Bonds and in multiples of 1 Bond thereafter	Full Issue Price i.e. Rs.10 lakhs

PAY-IN-DATE & DEEMED DATE OF ALLOTMENT

Pay-in Date shall be the date on which application money has to be paid in favour of **"North Eastern Electric Power Corporation Ltd."** by a Cheque/Demand draft. The funds can also be remitted through RTGS. Details of the Account of the Company are given in the Application form of this document. The Company reserves the right to shift the Pay-in Date and/or the Deemed Date of Allotment to any other date or allot the Bonds on multiple dates without giving any reason or any prior notice. The Company may at its sole discretion accept the subscription amount after the Pay-in Date. All benefits available to the investors shall be from the Deemed Date of Allotment and actual allotment may occur on a date other than the Deemed Date of Allotment.

LETTER(S) OF ALLOTMENT/ BOND CERTIFICATE(S)/ REFUND ORDER(S) ISSUE OF LETTER(S) OF ALLOTMENT

The beneficiary account of the investor(s) with National Securities Depository Ltd. (NSDL)/Central Depository Services (India) Ltd. (CDSL)/ Depository Participant will be given initial CREDIT **within 2 working days** from the Deemed Date of Allotment. The initial CREDIT in the account will be akin to the Letter of Allotment. On completion of the all-statutory formalities, such CREDIT in the account will be akin to a Bond Certificate.

ISSUE OF BOND CERTIFICATE(S)

The Bonds since issued in electronic (dematerialized) form, will be governed as per the provisions of The Depository Act, 1997, Securities and Exchange Board of India (Depositories and Participants) Regulations, 1997, rules notified by NSDL/ CDSL/ Depository Participant from time to time and other applicable laws and rules notified in respect thereof. The Bonds shall be allotted in DEMAT form only.

MODE OF TRANSFER OF BONDS

Transfer of theses dematerialized bonds should be in accordance with the rules/procedures as prescribed by NSDL/CDSL/Depository participant of the transferor/transferee and all other applicable laws and rules notified in respect thereof.

PUT/ CALL OPTION

There is **NO** option for any Put or Call in the current issue.

DEPOSITORY ARRANGEMENTS

The Company has made depository arrangements with National Securities Depository Limited (NSDL) and Central Depository Services (India) Limited (CDSL) for issue and holding of the Bonds in dematerialized form. As per the provisions of Depositories Act, 1996, the Bonds issued by The Company can be held in a dematerialized form, i.e. not in the form of physical certificates but be fungible and be represented by the statement issued through electronic mode. In this context, two Tripartite Agreements have been signed:

- Tripartite Agreement dated 18th June, 2002 between NEEPCO, NSDL and MCS Limited
- Tripartite Agreement dated 4th April, 2002 between NEEPCO, CDSL and MCS Limited

FICTITIOUS APPLICATIONS

Any person who:-
a) Makes, in a fictitious name, an application to a body corporate for acquiring or subscribing to, the bonds, or
b) Otherwise induces a body corporate to allot, or register any transfer of, bonds therein to them, or any other person in a fictitious name, shall be liable for legal consequences of such action.

MARKET LOT

The market lot will be one Bond ("Market Lot"). Since the Bonds are being issued only in dematerialised form, the odd lots will not arise either at the time of issuance or at the time of transfer of Bonds.

INTEREST ON APPLICATION MONEY

Interest at the Coupon Rate as per Termsheet (subject to deduction of income tax under the provisions of the Income Tax Act, 1961, or any other statutory modification or re-enactment thereof, as applicable) will be paid to all the applicants on the application money for the Bonds.

Such interest shall be paid from and including the date of realisation of cheque(s)/demand draft(s)/ RTGS/ECS up to but excluding the Deemed Date of Allotment. Such interest would be paid on all valid application. The interest on application money will be computed on the basis of actual number of days elapsed in a year. For this purpose a year would comprise a period of 365 days. In the leap year the month of February shall be considered as of 29 days and the year would be of 366 days. Such interest would be paid on all the valid applications, including the refunds. Where the entire subscription amount has been refunded, the interest on application money will be paid along with the refund orders.

The interest on application money will be remitted through RTGS/ECS or interest cheque(s)/ demand draft(s) for interest on application money (along with Refund Orders, in case of refund of application money, if any) shall be dispatched by the NEEPCO **within 10 days** from the Deemed Date of Allotment and the relative interest warrant(s) along with the Refund Order(s), as the case may be, will be dispatched by registered post/courier/speed post to the sole/ first applicant, at the sole risk of the applicant.

INTEREST ON BONDS

The Bonds shall carry interest at the coupon rates as per term sheet (subject to deduction of tax at source at the rates prevailing from time to time under the provisions of the Income Tax Act, 1961, or any other statutory modification or re-enactment thereof for which a certificate will be issued by NEEPCO) on the outstanding principal amount of Bonds till final redemption. Interest will be paid semi annually on **1st April** and **1st October** each year throughout the tenure of the Bonds till final redemption.

The first interest period shall be defined as actual number of days falling between the **Deemed Date of Allotment** to **1st April, 2015** including the first date but excluding the last date. The first interest payment would be made on **1st April, 2014.** This will be calculated by multiplying the nominal amount with the interest rate on an "**Actual / Actual**" day basis. The second and subsequent interest period is defined as the actual number of days between **1st April** and **1st October** and **1st October** & **1st April** including the first date but excluding the last date. This will be calculated by multiplying the nominal amount by the Interest Rate with the actual number of days divided by total number of days in the coupon period (as per SEBI's Circular No. CIR/IMD/DF/18/2013 dated October 29, 2013). The last Interest Payment would be made on the final redemption date, along with the redemption of principal amount. The last interest payment shall again be calculated on actual number of days i.e. from interest payment date to a day immediately preceding the date of redemption. (*Bond Cash Flows are given at Page 22.*)

In case the Deemed Date of Allotment is revised (pre-poned/ postponed) then the Interest Payment Dates and Interest payment Schedule may also be revised accordingly by the Company at its sole & absolute discretion.

Interest on Bonds will cease from the date of final redemption in all events. If any interest payment date falls on a day which is not a Business Day ('Business Day' being a day on which Commercial Banks are open for Business in the city of **Shillong**) then payment of interest will be made on the next day that is a business day.

COMPUTATION OF INTEREST

The Bonds will carry interest rates as per the term sheet from the Deemed Date of Allotment. The interest will be paid from the Deemed Date of Allotment (subject to deduction of tax at source at the rates prevailing from time to time under the Income Tax Act, 1961 or any other statutory modification or re-enactment thereof) as per term sheet. The Interest shall be computed on "**Actual / Actual**" day count basis (refer SEBI's Circular No. CIR/IMD/DF/18/2013 dated October 29, 2013).

RECORD DATE

The Record Date for all interest payments and repayment of the bond value upon redemption will be the day immediately pre-ceding the period of **15 days prior to the interest payment or redemption date**, as the case may be. Such payment will be made to the bondholder as appearing in the records of the RTA as on the said date. In case the Record Date/payment date falls on a Sunday or a Bank Holiday, the next working day following the Sunday or Bank Holiday will be considered as the Record Date/payment date.

DEDUCTION OF TAX AT SOURCE

Tax applicable under the Income-Tax Act, 1961, or any other statutory modification or re-enactment thereof will be deducted at source. Tax exemption certificate/ document, under section 193/197/197A of the Income Tax Act, 1961, if any, must be lodged at the office of the Issuer, at least fifteen (15) days prior to the interest payment date. The applicants must

submit tax exemption certificate, if applicable, in respect of the interest on application money, if any, along with the application form as required under the Income Tax Act, 1961. In case of tax deducted at source, the Company will send the TDS certificate to the investors. Therefore, to ensure non-deduction/lower deduction of tax at source from interest on application money, the investors should submit Form 15H/15AA, authority letter from Assessing Officer for non-deduction of tax as may be applicable, with the Application Form, on or before the closure of the Issue.

Regarding deduction of tax at source and the requisite declaration forms to be submitted, prospective investor is advised to consult his tax advisor before investing in the Bonds to be issued by NEEPCO.

REDEMPTION

The Bonds will be redeemed in 5 (Five) equal annual instalments each amounting to 20% of the Face Value of each Bond at the end of 6th, 7th, 8th, 9th and 10th years respectively from the Deemed Date of Allotment. The Bonds, up to the extent of the Face Value/installment(s) already redeemed, will not carry any obligation, for interest or otherwise, after the date of redemption.

The Bonds held in the dematerialised form shall be taken as discharged on payment of the redemption amount by the Company on maturity to the registered Bondholders whose name appear in the Register of Bondholders on the record date. Such payment will be a legal discharge of the liability of the Company towards the Bondholders.

In case the principal redemption date falls on a day which is not a Business Day ('Business Day' being a day on which Commercial Banks are open for Business), then the payment due shall be made on the next Business Day but without liability for making payment of interest for the intervening period.

PAYMENT ON REDEMPTION

Payment on redemption will be made by cheque(s)/warrants(s) /demand draft /credit through ECS/RTGS system in the name of the Bondholder(s) whose name appears on the List of Beneficial Owners given by Depository to NEEPCO as on the Record Date. The Issuer's liability to Bondholder(s) towards all their rights including payment of interest or otherwise shall cease and stand extinguished from the due date of redemption in all events. Further, the Issuer will not be liable to pay interest, income or compensation of any kind from the date of such redemption of the Bonds.

Each installment of the Bonds shall be taken as discharged upon payment of the redemption amount on the 6th, 7th, 8th and 9th anniversary dates. The Bonds shall be taken as fully discharged upon payment of the final redemption installment on the 10th anniversary date. Such payment will be a legal discharge of the all liability of the Company towards the Bondholders. On payment of each redemption installment, the Company will inform NSDL/CDSL and accordingly the account of the Bondholders with NSDL/CDSL will be adjusted.

The liability of the Company shall stand discharged on posting of redemption warrants by Registered Post and/or remitting the redemption proceeds through ECS/EFT/RTGS to the above said Beneficiaries. No claim, damages or penal interest in respect of delayed payment, etc. shall lie upon the Company in the event of non-receipt of the same by the addressee Bondholder.

RIGHTS OF BONDHOLDERS

Bondholder is not a shareholder. The Bondholders will not be entitled to any other rights and privilege of shareholders other than those available to them under statutory requirements. The Bond(s) shall not confer upon the holders the right to receive notice, or to attend and vote at the General Meeting of the Company. The principal amount and interest on the Bonds will be paid to the registered Bondholders only, and in case of Joint Holders, to the one whose name stands first. Besides the above, the Bonds shall be subject to the provisions of the Companies Act, 1956, the Articles of Association of NEEPCO, the terms of this bond issue and the other terms and conditions as may be incorporated in the Trust deed and other documents that may be executed in respect of these Bonds.

EFFECT OF HOLIDAYS

Should any of the dates defined anywhere in the present Information Memorandum, except the Deemed Date of Allotment, fall on a Sunday or a Holiday, the next working day shall be considered as the effective date. In case the date involves a payment, then the next working day on which Scheduled Commercial Banks in Shillong are open for business shall be considered as the effective date.

LIST OF BENEFICIAL OWNERS /REGISTER OF BENEFICIAL OWNERS

The Company shall request the RTA to provide a list of Beneficial Owners as at the end of the Record Date. This shall be the list, which shall be considered for payment of interest or repayment of principal amount, as the case may be. The RTA shall maintain a register and an index of Beneficial Owners in the manner as provided for, in compliences with various applicable regulations.

SUCCESSION

In the event of the demise of the sole/first holder of the Bond(s) or the last survivor, in case of joint holders for the time being, the Company shall recognize the executor or administrator of the deceased Bondholder, or the holder of succession certificate or other legal representative as having title to the Bond(s). The Company shall not be bound to recognize such executor or administrator, unless such executor or administrator obtains probate, wherever it is necessary, or letter of administration or such holder is the holder of succession certificate or other legal representation, as the case may be, from a Court in India having jurisdiction over the matter. The Company may, in its absolute discretion, where it thinks fit, dispense with production of probate or letter of administration or succession certificate or other legal representation, in order to recognize such holder as being entitled to the Bond(s) standing in the name of the deceased Bondholder on production of sufficient documentary proof or indemnity.

Where a non-resident Indian becomes entitled to the Bond by way of succession, the following steps have to be complied with:

a. Documentary evidence to be submitted to the Legacy Cell of the RBI to the effect that the Bond was acquired by the NRI as part of the legacy left by the deceased holder.

b. Proof that the NRI is an Indian National or is of Indian origin. Such holding by the NRI will be on a non-repatriation basis

FUTURE BORROWINGS

Company reserves the right to make further issues of Bonds or raise loans from any source it deems fit on the security or otherwise of its assets without the consent of the Trustees and without any approval from the bondholders of these present bonds.

DECLARATION REGARDING NON-DEFAULT

Company has never defaulted in payment of interest or principal redemption on any of the Bonds issued by it nor has it defaulted in case of non-allotment of Bonds or payment of application money.

NOTICES

Any notice to the Bondholder required to be sent by Company shall be deemed to have been given if sent by registered post /courier to the holders appearing in the most recent records of the RTA.

All notices to be given by the Beneficial Owners of Bonds shall be sent by Registered Post or by Hand Delivery to the Company or such persons, at such address, as may be notified by the Company from time to time.

All communications from bondholders to NEEPCO shall be addressed to:

The Executive Director (Finance), Funds Section, North Eastern Electric Power Corporation Limited, Brookland Compound, Lower New Colony, Shillong 793 003

TAX BENEFITS TO THE BONDHOLDERS OF THE COMPANY

The holder(s) of the Bonds are advised to consider in their own case, the tax implications in respect of subscription to the Bonds after consulting their own tax advisor/ counsel.

DISPUTES & GOVERNING LAWS AND JURISDICTION

The Bonds shall be construed to be governed in accordance with Indian laws and rules framed there under. Any dispute between NEEPCO and the bondholders will subject to the jurisdiction of the Shillong High Court.

XXI. SUMMARY TERM SHEET

ISSUER	North Eastern Electric Power Corporation Limited
SECURITY NAME	9.60% NEEPCO PSU Bonds (XIVth Series)
TYPE OF INSTRUMENT	Secured, Redeemable Non Convertible Taxable Bonds in nature of Debentures
NATURE OF INSTRUMENT	Secured
SENIORITY	Senior
MODE OF ISSUE	Private placement
ELIGIBLE INVESTORS	Commercial Banks, Co-operative Banks, Urban Cooperative Bank and Regional Rural Bank, Financial Institutions, Companies, including Non Banking Finance Companies and Residuary Non Banking Finance Companies, Body Corporate & Societies registered under the applicable laws in India and authorized to invest in Bonds Provident/ Superannuation/ Gratuity/ Pension Funds and other Trusts authorized to invest in Bonds, Insurance Companies, Mutual Funds, Individuals
NON- ELIGIBLE CLASSES OF INVESTORS	Minors without a guardian name, Qualified Foreign Investors, Foreign Institutional Investors, Foreign Nationals, Persons resident outside India, Venture Capital funds, Overseas Corporate Bodies, Partnership firms, formed under applicable law in India in the name of partners, Hindu Undivided families through Karta, Person ineligible to contract under applicable statutory / regulatory requirements.
LISTING	Proposed to be listed on Wholesale Debt Market (WDM) segment of BSE
CREDIT RATING	" [ICRA] AA-" by ICRA Limited & "CARE AA-" by CARE Ltd.
ISSUE SIZE	Rs.1900,00,00,000 with Green Shoe Option of Rs.600,00,00,000
OBJECTS OF THE ISSUE	Prepayment of existing high cost borrowings and to finance the construction of various on-going hydro and thermal projects in the NER
DETAILS OF THE UTILIZATION OF THE PROCEEDS	Prepayment of existing high cost borrowings and to finance the construction of various on-going hydro and thermal projects in the NER
COUPON RATE	9.60% p.a. payable semi-annually
STEP UP/STEP DOWN COUPON RATE	Nil
COUPON PAYMENT FREQUENCY	Semi – annual
COUPON PAYMENT DATES	1st April & 1st October
COUPON TYPE	Fixed
COUPON RESET PROCESS	None
DAY COUNT BASIS	Actual/ Actual Interest shall be computed on an "actual/actual basis". Where the interest period (start date to end date) includes February 29, interest shall be computed on 366 days-a-year basis
INTEREST ON APPLICATION MONEY	At the Coupon Rate from the date of realization of RTGS/ECS/Cheque/ Interest or Redemption Warrant/ Demand Draft up to one day prior to the Deemed Sate of Allotment (subject to deduction of Tax at Source, as applicable)
DEFAULT INTEREST RATE	None
TENURE	10 Years
REDEMPTION DATES	01.10.2020; 01.10.2021; 01.10.2022; 01.10.2023; 01.10.2024
REDEMPTION	20% of Face Value per Bond at the end of 6th, 7th, 8th, 9th & 10th years respectively
REDEMPTION PREMIUM	None
ISSUE PRICE	At par

DISCOUNT AT WHICH SECURITY IS ISSUED AND THE EFFECTIVE YIELD AS A RESULT OF SUCH DISCOUNT.	None
PUT & CALL OPTION	None
FACE VALUE	Rs.10,00,000.00 (Rupees ten lakhs) per Bond
MINIMUM APPLICATION	Application should be for minimum of five Bonds and thereafter in multiples of one Bond
ISSUE TIMING:*** Issue Opening Date Issue Closing Date	 23rd September, 2014 26th September, 2014
PAY-IN DATE	29th September, 2014
DEEMED DATE OF ALLOTMENT	1st October, 2014
ISSUANCE MODE OF THE INSTRUMENT	In dematerialized mode only
BUSINESS DAY CONVENTION	"Business Day" shall be a day on which commercial banks are open for business in the city of Shillong. If any coupon payment date and/or redemption date falls on a day which is not a business day, payment of interest and/or principal amount shall be made on the next business day without liability for making payment of interest for the delayed period.
RECORD DATE	15 days prior to each coupon payment date and redemption date
TRADING MODE OF THE INSTRUMENT	In dematerialized mode only
SETTLEMENT MODE OF THE INSTRUMENT	Payment of interest and repayment of principal shall be made by way of cheque(s)/ demand draft(s)/ RTGS/ NEFT mechanism
DEPOSITORY	National Securities Depository Limited and Central Depository Services (India) Limited
SECURITY	Debentures together with interest costs and all other monies shall be secured by first pari-passu charge on identified Fixed Assets of the company with minimum asset cover of 100% through out the tenure of the debentures.
TRANSACTION DOCUMENTS	The Issuer has executed / shall execute the documents including but not limited to the following in connection with the Issue: 1. Letter appointing Trustees to the Bondholders 2. Debenture Trusteeship Agreement 3. Rating Agreements with ICRA Ltd. & CARE Ltd. 4. Letter appointing Registrar 5. Application made to BSE for seeking its in-principle approval for listing of Bonds 6. Letters appointing Arrangers to the Issue
CONDITIONS PRECEDENT TO DISBURSEMENT	The subscription from investors shall be accepted for allocation and allotment by the Issuer subject to the following: 1. Rating letter(s) from the aforesaid rating agencies; 2. Letter from the Trustees conveying their consent to act as Trustees for the Bondholder(s); 3. Application to BSE for seeking its in-principle approval for listing of Bonds.

CONDITION SUBSEQUENT TO DISBURSEMENT	The Issuer shall ensure that the following documents are executed/ activities are completed as per time frame mentioned elsewhere in this Disclosure Document: 1. Credit of demat account(s) of the allottee(s) by number of Bonds allotted within 2 working days from the Deemed Date of Allotment; 2. Making application to BSE within 15 days from the Deemed Date of Allotment to list the Bonds and seek listing permission within 20 days from the Deemed Date of Allotment. Besides, the Issuer shall perform all activities, whether mandatory or otherwise, as mentioned elsewhere in this Disclosure Document.
EVENTS OF DEFAULT	(i) Security Creation: In case of delay in execution of Trust Deed and Charge documents, the Company will refund the subscription with agreed rate of interest or will pay penal interest of 2% p.a. over the coupon rate till these conditions are complied with at the option of the investor. (ii) Default in Payment: In case of default in payment of Interest and/or principal redemption on the due dates, additional interest of @ 2% p.a. over the coupon rate will be payable by the Company for the defaulting period. (iii) Delay in Listing: In case of delay in listing of the debt securities beyond 20 days from the deemed date of allotment, the Company will pay penal interest of 1 % p.a. over the coupon rate from the expiry of 30 days from the deemed date of allotment till the listing of such debt securities to the investor.
PROVISIONS RELATED TO CROSS DEFAULT CLAUSE	None.
ROLE AND RESPONSIBILITIES OF DEBENTURE TRUSTEE	As may be specified in the Trusteeship Agreement to be executed by and between the Issuer and the Trustees
GOVERNING LAW AND JURISDICTION	The Bonds are governed by and shall be construed in accordance with the existing laws of India. Any dispute arising thereof shall be subject to the jurisdiction of district courts of Shillong
DEBENTURE TRUSTEE	SBICAP Trustee Company Limited
REGISTRAR & TRANSFER AGENT	MCS Limited

*** The Company reserves its sole and absolute right to modify (pre-pone/ postpone) the issue opening/ closing/ pay-in date(s) without giving any reasons or prior notice. In such a case, investors shall be intimated about the revised time schedule by the Company. The Company also reserves the right to keep multiple Deemed Date(s) of Allotment at its sole and absolute discretion without any notice.

XXII. SERVICING BEHAVIOR ON EXISTING DEBT SECURITIES AND OTHER BORROWINGS

The Company hereby confirms that:

a) The main constituents of the Company's borrowings have been in the form of borrowings from Financial Institutions, Bonds, etc. and Company has been servicing its principal and interest liabilities on time and there has been no instance of delay or default since inception.
b) The Company has neither defaulted in repayment/ redemption of any of its borrowings nor affected any kind of roll over against any of its borrowings in the past.

XXIII. UNDERTAKING REGARDING COMMON FORM OF TRANSFER

The Bonds shall be transferred subject to and in accordance with the rules/ procedures as prescribed by the NSDL/ CDSL/ Depository Participant of the transferor/ transferee and any other applicable laws and rules notified in respect thereof. The normal procedure followed for transfer of securities held in dematerialized form shall be followed for transfer of these Bonds held in electronic form. The seller should give delivery instructions containing details of the buyer's DP account to his depository participant.

The transferee(s) should ensure that the transfer formalities are completed prior to the Record Date. In the absence of the same, interest will be paid/ redemption will be made to the person, whose name appears in the records of the Depository. In such cases, claims, if any, by the transferee(s) would need to be settled with the transferor(s) and not with the Company.

The Company undertakes that it shall use a common form/ procedure for transfer of Bonds issued under terms of this Disclosure Document.

XXIV. MATERIAL EVENT, DEVELOPMENT OR CHANGE AT THE TIME OF ISSUE

The Company hereby declares that there has been no material event, development or change at the time of issue which may affect the issue or the investor's decision to invest/ continue to invest in the debt securities of the Company.

XXV. PERMISSION/ CONSENT FROM PRIOR CREDITORS

The Company hereby confirms that it is entitled to raise money through current issue of Bonds without the consent/ permission/ approval from the Bondholders/ Trustees/ Lenders/ other creditors of the Company. The Company hereby undertakes that it shall seek consent from the existing charge holders for creating of security for the Bonds on pari-passu basis. In future, the Trustees shall provide consent to create pari-passu charge subject to Company's complying with the requisite terms of the Bonds issued.

XXVI. MATERIAL CONTRACTS & DOCUMENTS

By the very nature of its business, NEEPCO is involved in a large number of transactions and therefore it may not be possible to furnish details of all material contracts and agreements involving financial obligations of NEEPCO. However, the contracts referred to below (not being contracts entered into in the ordinary course of the business carried on by NEEPCO) which are or may be deemed to be material have been entered into by NEEPCO. Copies of these contracts together with the copies of documents referred below may be inspected at the Head Office of NEEPCO between 10.00 a.m. and 2.00 p.m. on any working day until the issue closing date.

a) Copy of letters appointing Lead Arranger and other Arrangers to the Issue.
b) Copy of letter appointing Registrar and Transfer Agents.
c) Copy of letter appointing SBICAP Trustee Company Ltd. as Trustees to the Bondholders
d) Memorandum and Articles of Association of NEEPCO as amended from time to time.
e) Board Resolution and Special AGM Resolution dated **17th September, 2014** authorizing issue of Bonds offered under terms of this PPOL.
f) Letter of consent from SBICAP Trustee Company Limited for acting as Trustees for and on behalf of the holder(s) of the Bonds.
g) Letter of consent from MCS Limited for acting as Registrars to the Issue.
h) In-principle approval from BSE for of listing of Bonds.
i) Letter from ICRA Ltd. dated **9th September, 2014** and CARE Ltd. dated **12th September, 2014** conveying the Credit Rating for the Bonds of NEEPCO and the rating rationale pertaining thereto.
j) Tripartite Agreement between NEEPCO, NSDL & MCS Ltd. for issue of Bonds in Dematerialized form.
k) Tripartite Agreement between NEEPCO, CDSL and MCS Ltd. for issue of Bonds in Dematerialized form

DECLARATION

It is hereby declared that this Private Placement Offer Letter contains full disclosures in accordance with Form PAS-4 prescribed under section 42 and Rule 14(1) of Companies (Prospectus and Allotment of Securities) Rules, 2014,Securities and Exchange Board of India (Issue and Listing of Debt Securities) Regulations, 2008 issued vide circular no. LAD-NRO/GN/2008/13/127878 dated June 06, 2008, as amended, Securities and Exchange Board of India (Issue and Listing of Debt Securities) (Amendment) Regulations, 2012 issued vide circular no. LAD-NRO/GN/2012-13/19/5392 dated October 12, 2012, as amended, Securities and Exchange Board of India circular no. CIR/IMD/DF/18/2013 dated October 29, 2013 and as amended, Securities and Exchange Board of India (Issue and Listing of Debt Securities) (Amendment) Regulations, 2014 issued vide circular no. LADNRO/GN/2013-14/43/207 dated January 31, 2014.

The Company also confirms that this Private Placement Offer Letter does not omit disclosure of any material fact which may make the statements made therein, in light of the circumstances under which they are made, misleading. The Private Placement Offer Letter also does not contain any false or misleading statement.

The Company accepts no responsibility for the statement made otherwise than in the Private Placement Offer Letter or in any other material issued by or at the instance of the Company and that anyone placing reliance on any other source of information would be doing so at his own risk.

Signed pursuant to the authority granted by Board of Directors and the Shareholders of the Company on 17th **September, 2014.**

for **North Eastern Electric Power Corporation Limited.**

(M. M. Mazumdar)
Executive Director (Finance)
Place: Shillong
Date: 22nd September, 2014

NORTH EASTERN ELECTRIC POWER CORPORATION LIMITED
(A Schedule "A" Miniratna Government of India Enterprise)

(NEEPCO, a Government of India Enterprise under the Ministry of Power was set up on 2nd April, 1976 to plan, investigate, design, construct, generate, operate and maintain power stations in the North Eastern Region of the country. NEEPCO has an installed capacity of 1287 MW which is around 50% of the total installed capacity of the N.E. Region. NEEPCO's authorised share capital is ₹5000 crore)

Registered Office: *Brookland Compound, Lower New Colony, Shillong - 793003, Meghalaya, India*
Tel: (91) - (0364) - 2224487/2226453 Fax: (91)-(0364)- 2226417
Website: www.neepco.co.in E-mail: cranee@neepco.co.in

(This is a Private Placement Offer Letter issued in conformity with Form PAS-4 prescribed under section 42 and Rule 14(1) of Companies (Prospectus and Allotment of Securities) Rules, 2014, Securities and Exchange Board of India (Issue and Listing of Debt Securities) Regulations, 2008 issued vide circular no. LAD-NRO/GN/2008/13/127878 dated June 06, 2008, as amended, Securities and Exchange Board of India (Issue and Listing of Debt Securities) (Amendment) Regulations, 2012 issued vide circular no. LAD-NRO/GN/2012-13/19/5392 dated October 12, 2012, as amended, Securities and Exchange Board of India circular no. CIR/IMD/DF/18/2013 dated October 29, 2013 and as amended, Securities and Exchange Board of India (Issue and Listing of Debt Securities) (Amendment) Regulations, 2014 issued vide circular no. LADNRO/GN/2013-14/43/207 dated January 31, 2014)

PRIVATE PLACEMENT OFFER LETTER DATED 9th NOVEMBER, 2017 FOR ISSUE OF 7.68% SECURED, REDEEMABLE NON-CONVERTIBLE TAXABLE BONDS IN NATURE OF DEBENTURES (XVIIIth SERIES) FOR CASH AT PAR WITH A FACE VALUE OF ₹10,00,000 EACH AGGREGATING ₹500,00,00,000

TRUSTEE FOR THE BONDHOLDERS

SBICAP Trustee Company Ltd.

SBICAP Trustee Company Ltd.
Registered Office
202, Maker Tower 'E',
Cuffe Parade
Mumbai 400 005
Tel No: 022-4302 5555
Fax No: 022-4302 5500
E-Mail: helpdesk@sbicaptrustee.com

R&TA TO THE ISSUE

KARVY Computershare

Karvy Computershare Pvt. Ltd
Registered Office
Karvy House, 46, Avenue-4
Street No.1, Banjara Hills
Hyderabad 500038, Andhra Pradesh
Tel No: 040-23312454
Fax No: 040-23311968
E-Mail: varghese@karvy.com

Tentative* Issue schedule

Issue opening date	*9th November, 2017*
Issue closing date	*9th November, 2017*
Pay-in date	*15th November, 2017*
Deemed date of allotment	*15th November, 2017*

**The Issuer reserves its sole & absolute right to modify (pre-pone/ postpone) the above issue schedule without giving any reasons or prior notice.*

LISTING

The bond issue is proposed to be listed on the Bombay Stock Exchange Ltd. ("BSE"). The Issuer has obtained an "in-principle" approval from the BSE for listing of the Bonds offered under this Private Placement Offer Letter.

INDEX	TITLE
I.	Definitions/ Abbreviations
II.	Disclaimers
III.	Issuer Information:
A.	Name and address of the Registered & Corporate Office
B.	Compliance Officer of the Issue
C.	Chief Finance Officer
D.	Statutory Auditors of the Issuer
IV.	Brief summary of business/ activities of issuer and its line of business
A.	Overview
B.	Brief profiles of the generating stations
C.	Brief note on the projects of the Corporation
D.	Corporate Structure of the Issuer
E.	Key Operational and Financial Parameters for the last 3 audited years
F.	Gross Debt: Equity Ratio of the Company prior to and after the issue of this security
V.	A brief history of the issuer since its incorporation giving details of its activities
A.	Details of Share Capital as on last quarter end (30.09.2017)
B.	Changes in capital structure as on last quarter end, for the last five years
C.	Equity Share Capital history of the Company as on last quarter end, for the last five years
D.	Details of any Acquisition or Amalgamation in the last 1 year
E.	Details of any Reorganization or Reconstruction in the last 1 year
F.	Any financial or other material interest of the directors, promoters or key managerial personnel in the offer and the effect of such interest in so far as it is different from the interests of other persons
G.	Details of any litigation or legal action pending or taken by any Ministry or Department of the Government or a statutory authority against any promoter of the offeree company during the last three years immediately preceding the year of the circulation of the offer letter and any direction issued by such Ministry or Department or statutory authority upon conclusion of such litigation or legal action shall be disclosed
H.	Related party transactions entered during the last three financial years immediately preceding the year of circulation of offer letter including with regard to loans made or, guarantees given or securities provided
I.	Summary of reservations or qualifications or adverse remarks of auditors in the last five financial years immediately preceding the year of circulation of offer letter and of their impact on the financial statements and financial position of the company and the corrective steps taken and proposed to be taken by the company for each of the said reservations or qualifications or adverse remark
J.	Details of any inquiry, inspections or investigations initiated or conducted under the Companies Act or any previous company law in the last three years immediately preceding the year of circulation of offer letter in the case of company and all of its subsidiaries
K.	Details of acts of material frauds committed against the company in the last three years, if any, and if so, the action taken by the company
VI.	Details of the shareholding of the Company as on the latest quarter end (30.09.2017)
A.	Shareholding pattern of the Company as on the latest quarter end (30.09.2017)
B.	List of top 10 holders of equity shares of the company as on the latest quarter end (30.09.2017)
VII.	Details regarding the Directors of the Company
A.	Details of the current Directors of the Company
B.	Details of change in Directors since last three years
C.	Remuneration of directors (during the current year and last three financial years)
VIII.	Details regarding the Statutory Auditors of the Company
A.	Details of the Auditor of the Company
B.	Details of change in Auditor since last three years
IX.	Details of borrowings of the Company as on the latest quarter end (30.09.2017)
A.	Details of Secured Loan Facilities
B.	Details of Unsecured Loan Facilities
C.	Details of NCDs
D.	List of Top 10 Debenture Holders as on the latest quarter end (30.09.2017)
E	The amount of corporate guarantee issued by the Issuer along with name of the counterparty (like name of the subsidiary, JV entity, group company, etc) on behalf of whom it has been issued.
F.	Details of Commercial Paper
G.	Details of rest of the borrowing (if any including hybrid debt like FCCB, Optionally Convertible Debentures / Preference Shares).

H.	Details of all default/s and/or delay in payments of interest and principal of any kind of term loans, debt securities and other financial indebtedness including corporate guarantee issued by the Company, in the past 5 years.
I.	Details of any outstanding borrowings taken/ debt securities issued where taken / issued (i) for consideration other than cash, whether in whole or part, (ii) at a premium or discount, or (iii) in pursuance of an option.
J.	Management's perception of risk factors
X.	Details of promoters of the company
XI.	Abridged version of audited consolidated (wherever available) and standalone financial information (like profit & loss statement, balance sheet and cash flow statement) for at least last three years and auditor qualifications , if any
XII.	Abridged version of latest audited / limited review half yearly consolidated (wherever available) and standalone financial information (like profit & loss statement and balance sheet) and auditors qualifications, if any
XIII.	Any material event/ development or change at the time of issue or subsequent to the issue which may affect the issue or the investor's decision to invest/ continue to invest in the debt securities
XIV.	The names of the debenture trustee(s) shall be mentioned with statement to the effect that debenture trustee(s) has given his consent to the issuer for his appointment under regulation 4 (4) and in all the subsequent periodical communications sent to the holders of debt securities.
XV.	The detailed rating rationale (s) adopted (not older than one year on the date of opening of the issue)/ credit rating letter issued (not older than one month on the date of opening of the issue) by the rating agencies shall be disclosed
XVI.	If the security is backed by a guarantee or letter of comfort or any other document / letter with similar intent, a copy of the same shall be disclosed. In case such document does not contain detailed payment structure (procedure of invocation of guarantee and receipt of payment by the investor along with timelines); the same shall be disclosed in the offer document.
XVII.	Copy of consent letter from the debenture trustee "SBICAP Trustee Company Ltd." dated _____ conveying their consent to act as trustee for the current issue of bonds is enclosed elsewhere in this disclosure document.
XVIII.	Names of all the recognized stock exchanges where the debt securities are proposed to be listed clearly indicating the designated stock exchange.
XIX.	Other details
A.	DRR creation – relevant regulations and applicability
B.	Issue/instrument specific regulations - relevant details (Companies Act, RBI guidelines, etc).
C.	Application process
XX.	Issue Details
XXI.	Summary Term Sheet
XXII.	Servicing behavior on existing debt securities and other borrowings
XXIII.	Undertaking regarding common form of transfer
XXIV.	Material event, development or change at the time of issue
XXV.	Permission / Consent from prior creditors
XXVI.	Material contracts & agreements involving financial obligations of the issuer
	Declaration
ANNEXURES:	
A.	Credit Rating letters from Rating Agencies (ICRA Ltd. and CARE Ltd.)
B.	Consent letter from SBICAP Trustee Company Ltd.
C.	Consent letter from Registrar & Transfer Agent – Karvy Computershare Pvt. Limited
D.	Consent letter from State Bank of India to act as Bankers to the Issue
E.	In-principle Approval from Bombay Stock Exchange
F.	Application Form & Instructions

I. DEFINITIONS/ABBREVIATIONS

Articles	Articles of Association of the Company
AY	Assessment Year
Board/ Board of Directors	The Board of Directors of NEEPCO Ltd.
Bonds	XVIIIth Series Secured Redeemable Non-Convertible Taxable Bonds in the nature of Debentures of ₹10,00,000/- each offered through private placement route
Bondholder/Debenture holder	The holder of the Bonds
Book Closure / Record Date	The date of closure of register of Bonds for payment of interest and repayment of principal
BSE	BSE (erstwhile (Bombay Stock Exchange Ltd.)
CARE	Credit Analysis and Research Ltd.
CDSL	Central Depository Services (India) Ltd.
CMD	Chairman and Managing Director of NEEPCO
Depository(ies)	A Depository registered with SEBI under the SEBI (Depositories and Participant) Regulations, 1996, as amended from time to time
Depositories Act	The Depositories Act, 1996, as amended from time to time
Depository Participant	A Depository participant as defined under Depositories Act
Designated Stock Exchange	BSE Limited.
Deemed Date of Allotment	Date as specified in the summary term sheet
DER	Debt Equity Ratio
DP	Depository Participant
DRR	Debenture Redemption Reserve
FIs	Financial Institutions
Fiscal	Period of 12 months period ending March 31st, of that particular year unless otherwise stated
FY	Financial Year
Government/GOI	Government of India
ITSL/Trustee	SBICAP Trustee Company Limited
Issuer/ NEEPCO/ Corporation/Company	North Eastern Electric Power Corporation Limited
I.T. Act	The Income Tax Act, 1961, as amended from time to time
Memorandum	Memorandum of Association of the Company
MF	Mutual Fund
NSDL	National Securities Depository Limited
PAN	Permanent Account Number
PPOL/Private Placement Offer Letter	PPOL dated 9th November, 2017 for Private Placement of 7.68% p.a. payable semi annually XVIIIth Secured Redeemable Non-Convertible Taxable Bonds Series in the nature of Debentures of ₹ 10,00,000/- each for cash at par.
₹ / INR	Indian Rupee
RTGS	Real Time Gross Settlement
Registrar	Karvy Computershare Pvt. Limited
RBI	The Reserve Bank of India
SEBI	The Securities and Exchange Board of India, constituted under the SEBI Act, 1992.
SEBI Act	Securities and Exchange Board of India Act, 1992, as amended from time to time
SEBI Regulations	Securities & Exchange Board of India (Issue & Listing of Debt Securities) Regulations, 2008 issued vide circular No. LAD-NRO/GN/2008/13/127878 dated June 6, 2008, as amended and Securities & Exchange Board of India (Issue & Listing of Debt Securities) (Amendment) Regulations, 2012 issued vide circular no. LAD-NRO/GN/2012-13/19/5392 dated October 12, 2012.
TDS	Tax Deducted at Source
The Companies Act/ the Act	The Companies Act, 2013 as amended from time to time.
The Issue/ The Offer/ Private Placement	Private Placement of 7.68% p.a. payable semi annually XVIIIth Secured Redeemable Non-Convertible Taxable Bonds Series in the nature of Debentures of ₹10,00,000/- each for cash at par for an amount aggregating ₹500 crore.

II. DISCLAIMERS

DISCLAIMER OF THE ISSUER

This Private Placement Offer Letter is neither a Prospectus nor a Statement in Lieu of Prospectus and is prepared in conformity with Form PAS-4 prescribed under section 42 and rule 14(1) of Companies (Prospectus and Allotment of Securities) Rules, 2014, Securities and Exchange Board of India (Issue and Listing of Debt Securities) (Amendment) Regulations, 2012 issued vide circular no. LAD-NRO/GN/2012-13/19/5392 dated October 12, 2012, as amended from time to time. This Private Placement Offer Letter does not constitute an offer to the public generally to subscribe for or otherwise acquire the Bonds to be issued by (the "Issuer"/ the "North Eastern Electric Power Corporation Limited (NEEPCO)"/ ("the Company"). The document is for the exclusive use of the Institutions to whom it is addressed and it should not be circulated or distributed to third party (ies). The Company certifies that the disclosures made in this Private Placement Offer Letter are generally adequate and are in conformity with the Companies Act 2013 & relevant SEBI Regulations. This requirement is to facilitate investors to take an informed decision for making investment in the proposed issue.

The issuer confirms that the information contained in this Private Placement Offer Letter is true and correct in all material respects and is not misleading in any material respect. All information considered adequate and relevant about the issue and the Company has been made available in this Private Placement Offer Letter for the use and perusal of the potential investors and no selective or additional information would be available for a section of investors in any manner whatsoever. The Company accepts no responsibility for statements made otherwise than in this Private Placement Offer Letter or any other material issued by or at the instance of the Company and anyone placing reliance on any anyone placing reliance on any other source of information would be doing so at his / her / their own risk.

In pursuance of sub-section (8) of section 42 of The Companies Act, 2013, the Issuer shall not release any public advertisements and shall not utilize any media, marketing or distribution channels or agents to inform the public at large about such an offer, where the term 'public advertisements' shall include notices, brochures, pamphlets, circulars, show cards, catalogues, hoardings, placards, posters, insertions in newspapers, pictures, films, or any other print medium, radio, television programme through any electronic medium, mass communications or e-mails, internet websites including social networking websites, publicity through telephone or mobile etc..

b. DISCLAIMER OF THE SECURITIES & EXCHANGE BOARD OF INDIA

Pursuant to rule 14 (3) of The Companies (Prospectus and Allotment of Securities) Rules, 2014, a copy of this Private Placement Offer Letter shall be filed with the Registrar of Companies, Shillong along with fee as provided in The Companies (Registration Offices & Fees) Rules, 2014 and since the Bonds/Debentures of the Company are listed (as per section 2(52) read with section 2(81) of the Companies Act, 2013), the same shall also be filed with the Securities & Exchange Board of India ("SEBI") along with fee as provided in Securities & Exchange Board of India (Payment of Fees)(Amendment) Regulations, 2014 dated May 23, 2014, within a period of thirty days of circulation of this Private Placement Offer Letter. The Bonds have not been recommended or approved by SEBI nor does SEBI guarantee the accuracy or adequacy of this Private Placement Offer Letter. It is to be distinctly understood that this Private Placement Offer Letter should not, in any way, be deemed or construed that the same has been cleared or vetted by SEBI. SEBI does not take any responsibility either for the financial soundness of any scheme or the project for which the Issue is proposed to be made, or for the correctness of the statements made or opinions expressed in this Private Placement Offer Letter. However SEBI reserves the right to take up at any point of time, with the Issuer, any irregularities or lapses in this Private Placement Offer Letter.

c. DISCLAIMER OF THE STOCK EXCHANGE

As required, a copy of this Document has been submitted to BSE for hosting the same on its website. It is to be distinctly understood that such submission of the Document with BSE or hosting the same on its website should not in any way be deemed or construed that the document has been cleared or approved by BSE ; or does it in any manner warrant, certify or endorse the correctness or completeness of any of the contents of this Document; nor does it warrant that this Issuer's securities will be listed or continue to be listed on the Exchange; nor does it take responsibility for the financial or other soundness of this issuer, its promoters, its management or any scheme or project of NEEPCO. Every person who desires to apply for or otherwise acquire any securities of this Issuer may do so pursuant to independent inquiry, investigation and analysis and shall not have any claim against the Exchange whatsoever by reason of any loss which may be suffered by such person consequent to or in connection with such subscription / acquisition whether by reason of anything stated or omitted to be stated herein or any other reason whatsoever.

d. DISCLAIMER IN RESPECT OF JURISDICTION

The private placement of Bonds is made in India to Companies, Corporate Bodies, Trusts registered under the Indian Trusts Act, 1882, Societies registered under the Societies Registration Act, 1860 or any other applicable laws, provided that such Trust/ Society is authorized under constitution/ rules/ byelaws to hold bonds in a Company, Indian Mutual Funds registered with SEBI, Indian Financial Institutions, Insurance Companies, Commercial Banks including Regional Rural Banks and

Cooperative Banks, Provident, Pension, Gratuity, Superannuation Funds as defined under Indian laws. The Disclosure document does not, however, constitute an offer to sell or an invitation to subscribe to securities offered hereby in any other jurisdiction to any person to whom it is unlawful to make an offer or invitation in such jurisdiction. Any person into whose possession this Document comes is required to inform about and to observe any such restrictions. Any disputes arising out of this issue will be subject to the exclusive jurisdiction of the courts **at Shillong.** All information considered adequate and relevant about the Issuer has been made available in this Document for the use and perusal of the potential investors and no selective or additional information would be available for a section of investors in any manner whatsoever.

e. DISCLAIMER IN RESPECT OF ARRANGER

The Issuer is solely responsible for the truth, accuracy and completeness of all the information provided in this Information Memorandum. Neither is the Arranger responsible for preparing, clearing, approving, scrutinizing or vetting this Information Memorandum, nor is the Arranger responsible for doing any due diligence for verification of the truth, correctness or completeness of the contents of this Information Memorandum. The Arranger shall be entitled to rely on the truth, correctness and completeness of this Information Memorandum. It is to be distinctly understood that the aforesaid use of this Information Memorandum by the Arranger should not in any way be deemed or construed to mean that the Information Memorandum has been prepared, cleared, approved, scrutinized or vetted by the Arranger. Nor should the contents of this Information Memorandum in any manner be deemed to have been warranted, certified or endorsed by the Arranger as to the truth, correctness or completeness thereof. Each recipient must satisfy itself as to the accuracy, reliability, adequacy, reasonableness or completeness of the Information Memorandum.

The Arranger has not conducted any due diligence review on behalf or for the benefit of the Debenture Trustee or any of the Debenture Holder. Each of the Debenture Holder should conduct such due diligence on the Issuer, the Debentures and the Security, as it deems appropriate and make its own independent assessment thereof.

Distribution of this Information Memorandum does not constitute a representation or warranty, express or implied by the Arranger that the information and opinions herein will be updated at any time after the date of this Information Memorandum. The Arranger does not undertake to notify any recipient of any information coming to the attention of the Arranger after the date of this Information Memorandum. No responsibility or liability or duty of care is or will be accepted by the Arranger for updating or supplementing this Information Memorandum nor for providing access to any additional information as further information becomes available.

Neither the Arranger nor any of their respective directors, employees, officers or agents shall be liable for any direct, indirect or consequential loss or damage suffered by any person as a result of relying on any statement in or omission from this Information Memorandum or in any other information or communications made in connection with the Debentures.

The Arranger is acting for the Company in relation to the Issue of the Debentures and not on behalf of the recipients of this Information Memorandum. The receipt of this Information Memorandum by any recipient is not to be constituted as the giving of investment advice by the Arranger to that recipient, nor to constitute such a recipient a customer of the Arranger. The Arranger is not responsible to any other person for providing the protection afforded to the customers of the Arranger nor for providing advice in relation to the Debentures.

Each recipient of this Information Memorandum acknowledges that:

(a) each recipient has been afforded an opportunity to request and to review and has received all additional information considered by the recipient to be necessary to verify the accuracy of or to supplement the information contained herein; and

(b) such recipient has not relied on the Sole Arranger in connection with its investigation of the accuracy of such information or its investment decision.

III. ISSUER INFORMATION:

A.NAME AND ADDRESS OF THE REGISTERED / CORPORATE OFFICE OF THE ISSUER:

Name of the Issuer	North Eastern Electric Power Corporation Limited (NEEPCO)
Registered Office	Brookland Compound, Lower New Colony, Shillong - 793 003, Meghalaya, India.
Telephone Number	0364 – 2228652 / 2223051
Fax Number	0364 – 2228652 / 2228542 / 2505776
Website	www.neepco.co.in
E-mail	chiranjeeb@neepco.co.in ; cranee@neepco.co.in

B. COMPLIANCE OFFICER OF THE ISSUE:

Mr. Chiranjeeb Sharma
Company Secretary, NEEPCO Limited
Brookland Compound, Lower New Colony,
Shillong - 793 003, Meghalaya, India
Tel.: 0364-2228652
Fax: 0364-2228542/2505776
E-mail: chiranjeeb@neepco.co.in

C. CHIEF FINANCE OFFICER:

Mr. Shiva Shunmuganathan
Director (Finance), NEEPCO Limited
Brookland Compound, Lower New Colony,
Shillong - 793 003, Meghalaya, India
Tel.: 0364-2223176
Fax: 0364-2228542/2505776
E-mail: director.finance@neepco.co.in

E. TRUSTEE OF THE ISSUE

SBICAP Trustee Company Ltd.
202, Maker Tower E
Cuffe Parade, Mumbai 400 005
Tel No: 022-43025555
Fax: 022-22040465

F. REGISTRAR OF THE ISSUE

Karvy Computershare Pvt. Ltd.
Karvy House, 46, Avenue 4
Street No1, Banjara Hills
Hyderbad - 500038
Andhra Pradesh
Tel No.: 040-23312454
Fax No.: 040-23311968
Email: varghese@karvy.com

G. CREDIT RATING AGENCIES OF THE ISSUE

1. ICRA Ltd.
FMC Fortuna, A-10 & A-11, 3rd Floor,
234/3A, A.J.C. Bose Road
Kolkata 700020

2. Credit Analysis & Research Ltd.
3rd Floor, Prasad Chambers,
Shagun Mall Building, 10A, Shakespeare Sarani,
Kolkata - 700 071

H. AUDITORS OF THE ISSUER

M/s SPAN & Associates
Chartered Accountants
C/O- Ms Ratna Das, Upendralaya
House No-16, Bye Lane – 6
Nabin Nagar , Janapath
Guwahati – 781 024

IV. BRIEF SUMMARY OF THE BUSINESS/ACTIVITIES OF THE ISSUER AND ITS LINE OF BUSINESS

A. OVERVIEW

NEEPCO is a Schedule "A" Miniratna Government of India Enterprise under the Ministry of Power with a present Authorised Capital of ₹5000 crore. Its primary goal is the integrated and efficient development of the Power Sector in the Region by planning, investigating and preparing preliminary feasibility and definite project reports followed by the actual construction, operation and maintenance of power stations and projects.

Since NEEPCO has been incorporated to operate primarily in the North Eastern Region, it would be pertinent to mention the immense potential of the region for generation of power. Additionally, the Region also has abundant resource of coal, oil and gas for thermal power generation. In spite of such huge potential the Region ranks lowest in the country in terms of per capita energy consumption. This has been mainly due to inhospitable climatic conditions, remote location and inaccessibility of geographical locations.

Hydro-electric Power: In terms of hydro power, the North Eastern Region has the potential of about 58971 MW, i.e. almost 40% of the country's total hydro potential. Of this huge hydro potential around 2% has so far been harnessed and the remaining 98% is yet to be exploited.

Natural Gas: 151.68 billion cubic feet - enough to generate 7500 MW for 10 years.
Coal: 864.78 Million tonnes against 186 Billion tones of reserves in the country. With the reserves in the N.E Region, approximately 240 MW/day can be generated for a period of 100 years.

However with continual improvement of infrastructure and communication facilities, the North East region stands to become the Power House of India by utilising its surplus power potential especially in the hydro sector.

MISSION STATEMENT

- To harness the vast hydro & thermal power potential of the region.
- To produce pollution free and inexhaustible power through planned development of power generation projects.
- To play a significant role in the integration and development of hydroelectric and thermal power in the Central Sector covering all aspects such as investigation, planning, designs, construction, operation and maintenance of hydroelectric and thermal projects which in turn would effectively promote the development of the nation as a whole.

CERTIFICATIONS RECEIVED

- ✓ ISO 9001-2000 Quality Management System
- ✓ ISO 14001-2004 Environmental Safeguards
- ✓ OHSAS 18001-1999 Occupational Health and Safety Standards

CORPORATE SOCIAL RESPONSIBILITY (CSR)

Since its inception NEEPCO has always given top priority towards all round development of the people residing in and around its operational areas. As a responsible corporate citizen, NEEPCO has undertaken various community development activities particularly in the field of education, health, infrastructure development and other community needs. The Corporation is committed to discharge larger responsibilities towards the society in future.

NEEPCO'S CSR MISSION

- To execute and operate projects in a cost effective, environment friendly and socio-economically responsive manner with thrust on energy conservation.
- To be a responsible corporate entity for nurturing human values with concern for society.
- To contribute towards community development and help achieve a high level of human development in the field of education and health in particular as human development contributes to welfare by enhancing 'capabilities' of people thereby increasing their productivity, income and general wellbeing.

PRODUCTS/SERVICES

NEEPCO generates and supplies power to the seven states of the North Eastern Region. The primary beneficiaries are:

- Assam Power Distribution Company Ltd.
- Meghalaya Energy Corporation Ltd.
- Tripura State Electricity Corporation Ltd.
- Department of Power, Govt. of Arunachal Pradesh
- Electricity Department, Govt. of Manipur
- Power & Electricity Department, Govt. of Mizoram
- Department of Power, Govt. of Nagaland

SUPPLY OF POWER

NEEPCO's generating stations feed power at their respective bus-bar into the Regional Grid. Power is transmitted to the Bulk Power Consumers through transmission systems of the PowerGrid Corporation of India Ltd. (PGCIL) as well as the respective State Transmission Utilities (STU). Generation and transmission of power in the region is regulated by the North Eastern Regional Power Commission and the North Eastern Regional Load Despatch Centre which are the designated apex bodies for integrated operation and management of the Regional Power System (Regional Grid). Tariff for power from the various stations are fixed as per the Availability Based Tariff (ABT) by the Central Electricity Regulatory Authority (CERC). The ABT regime came into force in the North Eastern Region with effect from 01.11.2003. NEEPCO has commissioned/synchronized the following generating power stations:

Sl.	Name of the Power Station	Installed Capacity	State
1	Khandong Power Station	50 MW	Assam
2	Kopili Power Station	200 MW	Assam
3	Kopili Hydro Electric Project – Stage II	25 MW	Assam
4	Doyang Hydro Electric Project	75 MW	Nagaland

5	Ranganadi Hydro Electric Project	405 MW	Arunachal Pradesh
	Sub-total (Hydro)	**755 MW**	
6	Assam Gas Based Power Project	291 MW	Assam
7	Agartala Gas Based Power Project (84 MW + 51 MW)	135 MW	Tripura
8	Tripura Gas Based Power Project	101 MW	Tripura
	Sub-total (Thermal)	**527 MW**	
Grid Interactive Solar Power Plant at TGBPP Site, Tripura **(Renewable)**		**5 MW**	Tripura
	Grand Total	**1287 MW**	

B. BRIEF PROFILES OF THE GENERATING STATIONS

1. Khandong Power Station & 2. Kopili Power Station (KHEP): They comprise the original Kopili Hydro Electric Project (100 MW) located on the River Kopili in the North Cachar Hills District of Assam which was the maiden venture of NEEPCO when it came into existence in 1976. The first stage of Kopili Hydro Electric Plant has two dam and dyke systems for creating two reservoirs, one on the Kopili River and the other on the Umrong stream, a tributary of the Kopili. Water from the Kopili reservoir is utilized in the Khandong power station through a 2852 metre long tunnel to generate 50 MW (2 X 25 MW) of power. The tail water from this powerhouse is led to the Umrong reservoir. The water from Umrong reservoir is taken through a 5473 metre long tunnel to the Kopili power station to generate 200 MW (4 X 50 MW) of power. Subsequently, the Stage I Extension (100 MW) of the project envisaged setting up two additional 50 MW units at Kopili Power Station, provisions for which were already kept during the first stage development of the project. The Units III and IV under this extension scheme were commissioned in March, 1997 and June, 1997 respectively. The total installed capacity of the Kopili Power Station thus went up to 200 MW and that of the project as whole to 250 MW. The raising of the Umrong reservoir by 7.6 m was taken up to meet the demand for more water for two additional 50 MW units of first stage extension.

3. Kopili Hydro Electric Project - Stage II (KHEP-II): The second stage of the Kopili Hydro Electric Project involved construction of a powerhouse to generate additional 25 MW of power by utilizing water from the Kopili reservoir through a 480 m long water conductor system, provision of which was kept as a by-pass conduit from the surge shaft in the Khandong tunnel. The water from the second stage powerhouse goes to the Umrong reservoir for utilization in the Kopili power station

4. Doyang Hydro Electric Project (DHEP): Situated on the River Doyang, a tributary of the River Brahmaputra, this Project with a capacity of 3 X 25 MW and an estimated annual generation of 227 Million Units was commissioned on the 2nd week of July'2000. The Project is located in Wokha District of Nagaland. It consists of three units of 25 MW each and has a Design Energy of 227 MU. The Dam is of Rock Fill type with a height of 87.50 m and length of 462 m. The steel lined HRT has double bifurcation, 5.92m in diameter and 427.86 m long and the Design Head is 67.0 m. The Evacuation System comprises a 132 kV D/C Doyang-Dimapur lines of PGCIL and a 132 kV S/C Doyang-Kohima line and 132 KV S/C Doyang-Mokochung line of Govt. of Nagaland.

5. Ranganadi Hydro Electric Project (RHEP): This run-of-the-river Project is located in the Lower Subansiri District of the State of Arunachal Pradesh in the Ranganadi basin and the adjoining Dikrong basin. . It consists of three units of 135 MW each and has a Design Energy of 1509.66 MU. The Dam is of Concrete Gravity type with a height of 68 m and length of 340 m. The HR Tunnel has a diameter of 6.8 m and is 10.13 km long while the dimensions of the Penstock are 5.8 m dia x 778 m long; 4.75 m dia x 137 m long; 3.35 m dia x 147 m long. The Design Head is 304.0 m. The Evacuation System comprises 400 kV Ranganadi-Balipara D/C Lines of PGCIL and 132 kV Ranganadi-Nirjuli S/C Line, 132 kV Ranganadi-Along S/C Line of the Govt. of Arunachal Pradesh.

6. Assam Gas Based Power Project (AGBPP): This Combined Cycle Gas Turbine Project is located in the Dibrugarh District of Assam. It has been partly financed by a loan of 37.272 Billion Yen under bilateral credit arrangement with the Overseas Economic Cooperation Fund of Japan. It utilizes natural gas available in the oil fields of Upper Assam. The power station comprises of 6 Gas Turbines with associated Waste Heat Recovery Boilers and 3 Steam Turbines, arranged in a modular fashion. A module comprises of 2 Gas Turbines with associated Waste Heat Recovery Boilers and 1 steam turbine.

7. Agartala Gas Based Power Project (AGTP): This project is located in the West Tripura District of the state of Tripura near the capital town of Agartala .The project was run on an Open Cycle Mode with 4 Gas Turbines of 21 MW each of European Gas Turbine make operating on natural gas obtained from the gas fields of M/S ONGC. The Project has been financed through the budgetary support of the Government of India and partially through external commercial borrowings from the Deutsche Bank, Germany. The Project was completed in 1997-98. at a cost of Rs 322.55 Crores with a 50:50 debt equity ratio. Subsequently, the AGTP-Extension was commissioned in August, 2015 thereby transforming the project into a Combined Cycle plant with 2 (two) Steam Turbine Generating units of 25.5 MW each and a total installed capacity of 135 MW. The financing pattern of this extension project was with a Debt-Equity ratio of 70:30. The debt component of the cost was met from the proceeds of the USD 100 million ECB from SBI, Singapore while equity was funded from internal accruals of NEEPCO.

8. 5 MWp Grid Interactive Solar Power Plant: As a maiden venture, a 5 MWp Grid Interactive Solar PV Power Project is being setup at Monarchak within the premises of the 101 MW Tripura Gas Based Power Project at an estimated cost of ₹42.89 Cr. (including IDC), with the levellised tariff being ₹9.46/unit. The project was commissioned on 15th February, 2015. The power generated from the project is being evacuated through a 33 KV Double – Circuit Line to the Rabindranagar Sub-Station of Tripura State Electricity Corporation Limited (TSECL). The infrastructure for evacuation of power was carried out by TSECL on "Deposit Work Basis".

9. Tripura Gas Based Power Project (TGBPP): A Gas Based Combined Cycle Project of nominal capacity 101 MW, this project is located in Monarchak, Tripura. Like the AGTP-Extension, this project was approved with a debt-equity ratio of 70:30 with the equity to be fully funded by NEEPCO from its internal accruals while the debt was financed from the proceeds of the USD 100 million ECB from SBI, Singapore as well as PSU Bonds raised from time to time. A fuel supply agreement (FSA) for this project was signed with ONGC on 5th June, 2008. A PPA was signed on 19th March, 2008 with the State Govt. of Tripura which is the sole beneficiary of this project. The project was successfully commissioned on 31st March, 2017.

C. BRIEF NOTE ON THE PROJECTS OF THE CORPORATION:

a. ON-GOING POWER PROJECTS

NEEPCO is presently constructing three more projects which will add another 770 MW to its Installed capacity. All the on-going projects have been allotted to NEEPCO by the Government of India in agreement with the respective State Governments. A summary of these projects is as follows:

Sl.	Name of the Project	Installed Capacity	State	Estimated Cost as vetted by CEA (*₹ in crore*)
(i)	Kameng Hydro Electric Project	600 MW	Arunachal Pradesh	6179.96 at Mar., 2015 price levels
(ii)	Pare Hydro Electric Project	110 MW	Arunachal Pradesh	1337.76 at Jan, 2016 price levels
(iii)	Tuirial Hydro Electric Project	60 MW	Mizoram	1329.43 at Dec., 2015 price levels
Total		**770 MW**		

(i) Kameng Hydro Electric Project (600 MW):

A run-of-the-river (ROR) scheme in the West Kameng District of Arunachal Pradesh, this project comprises of 4 units of 150 MW turbine-generators each with total design energy of 3,353 MU. The project was approved for construction on 2nd December, 2004 at a cost of ₹2496.90 crore including IDC of ₹249.09 crore at March, 2004 price levels and is presently in advanced stages of construction.

The approved funding pattern of this project is with a debt-equity ratio of 70:30 and the equity to be fully funded by the Govt. of India. The debt component is presently being funded by a loan from PFC. A revised cost estimate (RCE) of ₹6476.34 crore has been submitted to the Ministry of Power and is presently awaiting approval. The expected date of commissioning is March, 2018.

The Ministry of Power has allocated the energy from this project to the NE Region (50%), the Western Region (25%) and the Northern Region (25%).

The source-wise expenditure (provisional) for this project as on 30th September, 2017 is as follows:

Sources of funds	Expenditure in ₹ crore
Equity from Govt. of India	775.70
PSU Bonds	3738.63
Internal Resources	1457.55
Total	**5971.88**

(ii) Pare Hydro Electric Project (110 MW):

A concrete gravity dam scheme on the Dikrong river in the Papumpare District of Arunachal Pradesh, the project is comprised of 2 units of 55 MW turbine-generators with a total design energy of 506.42 MU. The project was approved for construction on 4th December, 2008 at a cost of ₹573.99 crore including IDC of ₹67.66 crore at June, 2007 price levels and is presently in advanced stages of construction. PPAs have been signed with all the seven states of the NER for supply of power from this project.

The approved funding pattern of this project is with a debt-equity ratio of 70:30 and the equity to be fully funded by the Govt. of India. The debt component is being funded by a loan from KfW, Germany covered by the Indo-German Bilateral Development Cooperation Programme under an agreement signed between the Government of India and the Government of the Federal Republic of Germany on 21st May, 2008.

The source-wise expenditure (provisional) for this project as on 30th September, 2017 is as follows:

Sources of funds	Expenditure in ₹ Crore
Equity from Govt. of India	172.20
KfW Loan	596.67
Bonds	300.00
Internal Resources	430.92
Total	**1499.79**

(iii) Tuirial Hydro Electric Project (60 MW):

A medium head storage scheme in the Aizawl District of Mizoram, the project comprises 2 units of 30 MW turbine-generators with total design energy of 250.63 MU. CCEA clearance was obtained on 7th July, 1998. After the award of major packages, work on the project began from 2001 as per the drawn up plan. However, the project work came to total stop w.e.f. 9th June, 2004 on account of agitation launched by Tuirial Crop Compensation Claimant Association claiming payment of crop compensation for the standing crops in the riverine reserve forest. As on June, 2004 prior to stoppage of work, 30% of the project work and 95% of Design & Engineering work had been completed.

In order to revive the project, various efforts were made by the Ministry of Power, NEEPCO and the Govt. of Mizoram. Subsequently, a PIB recommendation for revival of the project at a RCE of ₹913.63 crore at March, 2010 PL was placed before the CCEA for investment decision. The CCEA clearance was issued on 14th January, 2011 with approval for a debt-equity ratio of 85:15, commissioning schedule of December, 2015 and the following funding pattern:

Source of funds	Amount in ₹ crore
1. Equity from Govt. of India	137.04
2. Subordinate Loan from Govt. of India	291.96
3. Grant from NLCPR of DoNER	300.00
4. Loan from domestic FI/PFC	184.63
Total	**913.63**

The rate of interest on the Subordinate Loan is 1% p.a. to be paid w.e.f. the date of commercial operation and loan repayments will start from the 16th year from commissioning up to the 30th year.

The source-wise expenditure (provisional) for this project as on 30th September, 2017 is as follows:

Sources of funds	Expenditure in ₹ Crore
1. Equity from Govt. of India	137.04
2. Subordinate Loan from Govt. of India	291.96
3. Grant from NLCPR of DoNER	300.00
4. Bonds	184.63
5. Internal Resources	365..02
Total	**1278.65**

Unit-I (30 MW) of the project was synchronised on 14.08.2017 and full load test was carried out on 25.08.2017. The assembly of Stator and Rotor of Unit II are progress. The project is expected to be fully commissioned by November, 2017.

b. FUTURE PROJECTS IN OWNERSHIP BASIS

HYDRO:

Sl. No.	Name of The Project	State	Status	Commissioning Schedule (Tentative from Investment approval)
1	Mawphu HEP Stage-II (85 MW)	Meghalaya	• DPR revised for an installed capacity of 85 MW is in process for re-submission to CEA for accordance of TEC. • Comprehensive environmental studies completed and environment and forest clearances are in process. Public hearings conducted. • Approval on the proposal for pre-investment activities obtained from MoP on 05.06.2017. • Pre-construction activities are to be initiated shortly.	5 years
2	Tuivai HEP	Mizoram	• NEEPCO signed MOA with Govt. of Mizoram on 10.02.2015 for execution of the project.	5 years

	(210 MW)		• Updated cost and tariff of DPR were found to be on higher side. • Alternative study conducted with fresh hydrology which also reflected high project cost and tariff. • Matter was intimated to the State Govt. A grant of about Rs. 1800.00 crore is required to contain the tariff within Rs. 6.00 per unit. Response of State Govt. is awaited.	

THERMAL:

Sl. No.	Name of The Project	State	Status	Commissioning Schedule (Tentative from Investment approval)
1	Garo Hills Thermal Power Project (500MW)	Meghalaya	• MOA was signed with State Govt. on 17.03.2011. • The Project site was identified near Darugiri, East Garo Hills District of Meghalaya. • Coal linkage is yet to be established.	3 years

RENEWABLE:

Sl. No.	Name of The Project	State	Status	Commissioning Schedule (Tentative from Investment approval)
1	Solar PV Project (200MW)	Odisha	• DPR is under preparation	2 years

c. DEEN DAYAL UPADHYAYA GRAM JYOTI YOJANA (DDUGJY):

NEEPCO is implementing Rural Electricity Infrastructure including Household electrification scheme under the 12th Plan of Deen Dayal Upadhyaya Gram Jyoti Yojana (erstwhile RGGVY) in two Districts of the State of Tripura, viz. South Tripura and Sepahijala. The cost of the projects are ₹46.87 crore and ₹40.84 crore respectively.. Against the scheme, in both the districts, electricity connections shall be provided to 10220 and 7462 BPL households respectively. Works are still in progress and shall be completed soon.

d. JOINT VENTURE PROJECTS

NEEPCO has taken up some projects on Joint Venture mode over the past few years. However, a decision has been taken to sell its stake in M/s WAANEEP Solar Pvt. Ltd.

For the sake of information, the projects in various stages of development in joint venture basis are as follows:

1. COMPLETED:

RENEWABLE ENERGY

Sl No	Name of the Project	State	Details	Status
1	50 MW Grid Interactive Solar Power Plant at Icchawar, Madhya Pradesh	Madhya Pradesh	Joint Venture Company, viz., M/s WAANEEP Solar Pvt. Ltd., incorporated on 28.03.2014 between NEEPCO and M/s. WAAREE Energies Ltd., Mumbai. The Project was implemented under the JNNSM, Phase-II, Batch-I.	Commissioned on 15th June 2015
2	25 MW Grid Interactive Solar Power Plant at Gurramkonda, Andhra Pradesh	Andhra Pradesh	The Project was implemented by M/s. WAANEEP Solar Pvt. Ltd. against RfS No. APSPDCL/02/ LTSPP/2014, dated 06.09.2014 of Government of Andhra Pradesh	Commissioned on 29th September 2016

2. ONGOING:

RENEWABLE ENERGY

Sl No	Name of the Project	State	Details	Status

1	25 MW Grid Interactive Solar Power Plant at Nagari, Andhra Pradesh	Andhra Pradesh	The Project is being implemented by M/s. WAANEEP Solar Pvt. Ltd. The Project is being implemented against RfS No. APSPDCL/02/LTSPP/2014, dated 06.09.2014 of Government of Andhra Pradesh	Project is under Construction

Note: NEEPCO has decided to sell off its entire stake in M/s WAANEEP Solar Pvt. Ltd. For which the Share Purchase agreement is under finalisation.

3. FUTURE PROJECTS:

HYDRO:

Sl. No.	Name of The Project	State	Status	Commissioning Schedule(Tent. From Investment approval)
1	Mawphu HEP Stage-II (85 MW)	Meghalaya	• DPR revised for an installed capacity of 85 MW is in process for re-submission to CEA for accordance of TEC. • Comprehensive environmental studies completed and environment and forest clearances are in process. Public hearings conducted. • Approval on the proposal for pre-investment activities obtained from MoP on 05.06.2017. • Pre-construction activities are to be initiated shortly.	5 years
2	Tuivai HEP (210 MW)	Mizoram	• NEEPCO signed MOA with Govt. of Mizoram on 10.02.2015 for execution of the project. • Updated cost and tariff of DPR were found to be on higher side. • Alternative study conducted with fresh hydrology which also reflected high project cost and tariff. • Matter was intimated to the State Govt. A grant of about Rs. 1800.00 crore is required to contain the tariff within Rs. 6.00 per unit. Response of State Govt. is awaited.	5 years

THERMAL:

Sl. No.	Name of The Project	State	Status	Commissioning Schedule(Tent. From Investment approval)
1	Garo Hills Thermal Power Project (500MW)	Meghalaya	• MOA was signed with State Govt. on 17.03.2011. • The Project site was identified near Darugiri, East Garo Hills District of Meghalaya. • Coal linkage is yet to be established.	3 years

RENEWABLE:

Sl. No.	Name of The Project	State	Status	Commissioning Schedule (Tent. From Investment approval)
1	Solar PV Project (200MW)	Odisha	• DPR is under preparation	2 years

D. CORPORATE STRUCTURE OF NEEPCO LTD.

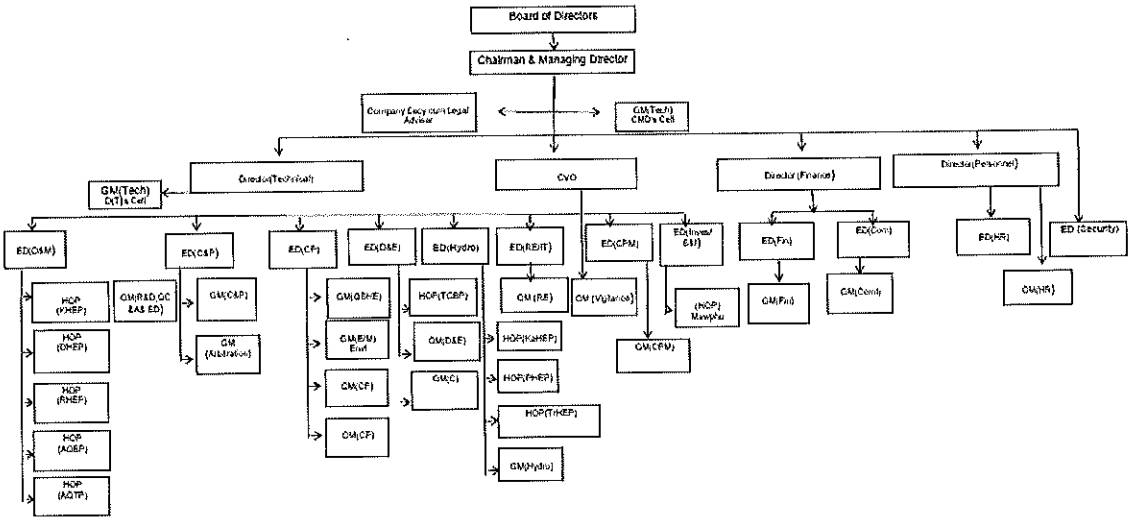

OFFICES

NEEPCO's registered office is in the picturesque hill city of Shillong. It also has liaison offices in New Delhi, Kolkata, Guwahati and Itanagar.

E. KEY OPERATIONAL AND FINANCIAL PARAMETERS FOR THE LAST 3 AUDITED YEARS

₹ *in crore*

Parameters	2016-17 Ind-AS	2015-16 Ind-AS	2014-15 IGAAP
Net Worth	5874.50	5768.73	5594.47
Total Debt	6029.10	5623.71	4789.22
of which			
Non-current Maturities of Long Term Borrowing	5696.34	5551.71	4525.42
Current Maturities of Long Term Borrowing	103.42	108.07	103.80
Short Term Borrowing	332.75	0.00	160.00
Net Fixed Assets	3489.07	3119.20	8920.39
Non Current Assets	12023.66	10651.82	9203.08
Cash and Cash Equivalents	269.28	447.95	727.11
Current Investment	0.00	0.00	95.49
Current Liabilities	1152.20	842.79	955.29
Revenue from Operations	1404.47	1605.88	1530.51
EBITDA	565.03	572.01	570.06
EBIT	404.65	452.62	423.68
Interest	29.91	17.23	3.41
PAT	240.46	308.20	318.54
Dividend	* 72.14	111.76	95.56
Current Ratio	0.93	2.16	2.08
Gross Debt/Equity Ratio	1.65	1.61	1.35
Debt Servicing Coverage Ratio	3.89	4.74	5.11

**The Dividend amount pertains to the profit of the corresponding Financial Year. The interim dividend paid for the FY 2016-17 was Rs. 21.00 crore and final dividend declared in the AGM and already paid is Rs. 51.14 crore.*

F. GROSS DEBT : EQUITY RATIO PRIOR TO AND AFTER THE ISSUE OF THIS SECURITY:

Prior to the Issue	After the issue
1.65	1.79

V. A BRIEF HISTORY OF THE ISSUER SINCE ITS INCORPORATION GIVING DETAILS OF ITS ACTIVITIES

The North Eastern Electric Power Corporation Ltd. (NEEPCO Ltd.) was incorporated on 2nd April, 1976 under the Companies Act, 1956 with an Authorised Capital of Rs.75 crore. NEEPCO is a Schedule "A" Government of India Enterprise under the Ministry of Power. Its primary goal is the integrated and efficient development of the Power Sector in the Region by planning, investigating and preparing preliminary feasibility and definite project reports followed by the actual construction, operation and maintenance of power stations and projects.

A. DETAILS OF SHARE CAPITAL AS ON LAST QUARTER END (30.09.2017)

NEEPCO is a fully owned Government of India Enterprise and its entire share capital is held by the Central Government. Presently, its authorized share capital is ₹5000 crore and its paid-up share capital is ₹3452.81 crore.

The investment by the Government of India in the Corporation has steadily risen since its incorporation with the infusion of additional Equity for every new project undertaken by the NEEPCO. Thus, the Authorized Capital of NEEPCO had to be gradually increased from the initial amount of ₹75.00 crore to the present ₹5000.00 crore.

CAPITAL STRUCTURE (as on 30.09.2017)	Amount (₹ *in lakh*)
AUTHORISED CAPITAL 5,00,00,00,000 equity shares of ₹10/- each	**500000.00**
ISSUED, SUBSCRIBED AND PAID-UP CAPITAL 345,28,10,400 equity shares of ₹10/- each	**345281.04**

B. CHANGES IN CAPITAL STRUCTURE AS ON LAST QUARTER END, FOR THE LAST FIVE YEARS

None.

C. EQUITY SHARE CAPITAL HISTORY OF THE COMPANY AS ON LAST QUARTER END, FOR THE LAST FIVE YEARS

Date of Allotment	No. of Equity Shares	Face Value ₹	Issue Price ₹	Consideration (Cash, other than cash, etc)	Cumulative	
					No. of Equity Shares	Equity Share Capital (₹ *in lakhs*)
20-05-2011	4,50,00,000	10.00	10.00	-	327,69,30,400	3276,93.04
02-03-2012	1,53,00,000	10.00	10.00	Book adjustment by Govt. of India	329,22,30,400	3292,23.04
20-11-2012	1,44,10,000	10.00	10.00	-	330,66,40,400	330664.04
05-02-2013	80,00,000	10.00	10.00	-	331,46,40,400	331464.04
05-12-2013	2,80,00,000	10.00	10.00	-	334,26,40,400	334264.04
14-05-2013	81,00,000	10.00	10.00	-	335,07,40,400	335074.04
26-03-2014	1,21,75,000	10.00	10.00	-	336,29,15,400	336291.54
14-05-2014	2,21,70,000	10.00	10.00	-	338,50,85,400	338508.54
16-07-2014	4,10,30,000	10.00	10.00	-	342,61,15,400	342611.54
27-08-2015	65,000	10.00	10.00	-	342,61,80,400	342618.04
15-02-2016	2,66,30,000	10.00	10.00	-	345,28,10,400	345281.04

Note: NEEPCO is fully owned by the President of India; hence the nature of allotment of all the above equity shares is only on fully paid-up basis on receipt of equity sanction orders from the Govt. of India from time to time.

D. DETAILS OF ANY ACQUISITION OR AMALGAMATION IN THE LAST 1 YEAR

None.

E. DETAILS OF ANY REORGANIZATION OR RECONSTRUCTION IN THE LAST 1 YEAR

None.

F. ANY FINANCIAL OR OTHER MATERIAL INTEREST OF THE DIRECTORS, PROMOTERS OR KEY MANAGERIAL PERSONNEL IN THE OFFER AND THE EFFECT OF SUCH INTEREST IN SO FAR AS IT IS DIFFERENT FROM THE INTERESTS OF OTHER PERSONS

Nil

G. DETAILS OF ANY LITIGATION OR LEGAL ACTION PENDING OR TAKEN BY ANY MINISTRY OR DEPARTMENT OF THE GOVERNMENT OR A STATUTORY AUTHORITY AGAINST ANY PROMOTER OF THE OFFEREE COMPANY DURING THE LAST THREE YEARS IMMEDIATELY PRECEDING THE YEAR OF THE CIRCULATION OF THE OFFER LETTER AND ANY DIRECTION ISSUED BY SUCH MINISTRY OR DEPARTMENT OR STATUTORY AUTHORITY UPON CONCLUSION OF SUCH LITIGATION OR LEGAL ACTION SHALL BE DISCLOSED

Nil

H. RELATED PARTY TRANSACTIONS ENTERED DURING THE LAST THREE FINANCIAL YEARS IMMEDIATELY PRECEDING THE YEAR OF CIRCULATION OF OFFER LETTER INCLUDING WITH REGARD TO LOANS MADE OR GUARANTEES GIVEN OR SECURITIES PROVIDED

Nil

I. SUMMARY OF RESERVATIONS OR QUALIFICATIONS OR ADVERSE REMARKS OF AUDITORS IN THE LAST FIVE FINANCIAL YEARS IMMEDIATELY PRECEDING THE YEAR OF CIRCULATION OF OFFER LETTER AND OF THEIR IMPACT ON THE FINANCIAL STATEMENTS AND FINANCIAL POSITION OF THE COMPANY AND THE CORRECTIVE STEPS TAKEN AND PROPOSED TO BE TAKEN BY THE COMPANY FOR EACH OF THE SAID RESERVATIONS OR QUALIFICATIONS OR ADVERSE REMARK

Nil

J. DETAILS OF ANY INQUIRY, INSPECTIONS OR INVESTIGATIONS INITIATED OR CONDUCTED UNDER THE COMPANIES ACT OR ANY PREVIOUS COMPANY LAW IN THE LAST THREE YEARS IMMEDIATELY PRECEDING THE YEAR OF CIRCULATION OF OFFER LETTER IN THE CASE OF COMPANY AND ALL OF ITS SUBSIDIARIES

Nil

K. DETAILS OF ACTS OF MATERIAL FRAUDS COMMITTED AGAINST THE COMPANY IN THE LAST THREE YEARS, IF ANY, AND IF SO, THE ACTION TAKEN BY THE COMPANY

Nil

VI. DETAILS OF THE SHAREHOLDING OF THE COMPANY AS ON LATEST QUARTER END (30.09.2017)

A. SHAREHOLDING PATTERN OF THE COMPANY AS ON 30.09.2017:

Sr. No.	Particulars	Total No. of Equity Shares	No. of shares in demat form	Total Shareholding as % of Total No. of Equity Shares
1.	100% held by Govt. of India as shown in Sl. (B) below.	345,28,10,400	Nil	100%

B. LIST OF TOP 10 HOLDERS OF EQUITY SHARES OF THE COMPANY AS ON THE LATEST QUARTER END (30.09.2017):

Sl.	Name of the shareholder	Total no. of Shares	No. of shares in Demat form	Total Shareholding as % of Total no. of equity shares	Remarks
1	Shri A. G. West Kharkongor, Chairman & Managing Director, NEEPCO Ltd.	100	Nil		
2	Shri Satyabrata Borgohain, Director (Personnel), NEEPCO Ltd.	100	Nil		
3	Shri V. K. Singh, Director (Technical), NEEPCO Ltd.	100	Nil		
4	Shri Raj Pal, Economic Advisor Ministry of Power	100	Nil		
5	Shri Arun Kumar Verma, Joint Secretary, Ministry of Power	100	Nil		
6	Shri P. C Pankaj Former Chairman & Managing Director, NEEPCO Ltd	100	Nil		
7	**President of India**	**3,452,809,800**	**Nil**		
	Total	**3,452,810,400**			

VII. DETAILS REGARDING THE DIRECTORS OF THE COMPANY

A. DETAILS OF THE DIRECTORS OF THE COMPANY AS ON LATEST QUARTER END (30.09.2017)

Sl. No.	NAME AND DESIGNATION	DIN	AGE	ADDRESS	DIRECTOR OF THE COMPANY SINCE	OTHER DIRECTORSHIPS
FUNCTIONAL DIRECTORS :						
1	Shri A. G. West Kharkongor, Chairman & Managing Directors	03264625	58 years	Chairman & Managing Director, NEEPCO Ltd., Brookland Compound, Lower New Colony, Shillong-793003	Appointed on 29.08.2016 as Chairman & Managing Director and was earlier appointed as Director (Finance) on 19.08.2010	WAANEEP Solar Private Ltd.
2	Shri D. V. Singh	03107819	56 years	Chairman & Managing Director, NEEPCO Ltd., Brookland Compound, Lower New Colony, Shillong-793003	Charge of Chairman & Managing Director from 22.08.2017 to 11.10.2017 during the period of leave of Shri A. G. West Kharkongor, CMD	THDC India Limited
3	Shri Satyabrata Borgohain	06801073	58 years	Director (Personnel) NEEPCO Ltd., Brookland Compound, Lower New Colony, Shillong-793003	01.01.2014	------
4	Shri V. K. Singh	07471291	55 years	Director (Technical) NEEPCO Ltd., Brookland Compound, Lower New Colony,	01.03.2016	KSK Dibbin Hydro Power Pvt. Ltd.

				Shillong-793003		
5	Shri M. Shiva Shunmuganathan	07551379	54 years	Director (Finance) NEEPCO Ltd., Brookland Compound, Lower New Colony, Shillong-793003	27.09.2017	----
GOVERNMENT OF INDIA NOMINEE:						
6	Shri Raj Pal	02491831	55 years	Economic Advisor Ministry of Power, Govt.of India Shram Shakti Bhawan, Rafi Marg, New Delhi -110 001	01.11.2013	1. Energy Efficiency Service Ltd.
NORTH EASTERN STATES' NOMINEE:						
7	Shri Vineet Joshi	07078936	49 years	Commissioner (Power), Govt. of Arunachal Pradesh, Jal Vidyut Bhawan, Itanagar 791111 Arunachal Pradesh	20.01.2017	1. Loktak Downstream H.E. Corporation Ltd. 2. Manipur State Power Distribution Company Ltd. 3. Manipur State Power Company Ltd. 4. Imphal Smart City Ltd. 5. Tourism Corporation of Manipur Ltd.
INDEPENDENT DIRECTORS:						
8	Shri Gopal Krishan Agarwal	00226120	55 years	C-62, Sector 65, Noida – 201301 Uttar Pradesh.	17.11.2015	1. Professional Data System Pvt. Ltd. 2. Gangotri Overseas Pvt. Ltd. 3. Genuine Creations Pvt. Ltd. 4. Jaladhikar Foundation 5. Bank of Baroda
9	Dr. Amitabha De	07466659	64 years	Rajiv Gandhi Indian Institute of Management Shillong, Mayurbhanj Complex, Nongthymmai, Shillong – 793 014 Meghalaya	17.11.2015	------
10	Shri Vijay Kumar Gupta	07353011	62 years	H.No.68, Cycle Factory Road, Opposite Bank of Baroda, Ambari - Fatasil, Guwahati – 781025, Assam	17.11.2015	-----
11	Prof. Bupinder Zutshi	07937359	64 years	Block-3,House No.61, S.F.Eros Garden, Surajkund Road, Faridabad-121009, Haryana	08.09.2017	-----
12	Dr. Hari Narayan Borkataky	07956359	69	H. No.210, Subachani Road, SMD Nagar Tinsukia - 786125, Assam	08.09.2017	-----

B. DETAILS OF CHANGE IN DIRECTORS SINCE LAST THREE YEARS

Sl.	NAME	DIN	DATE OF APPOINTMENT	DATE OF CESSATION	REMARKS
1	Shri Kaling Tayeng	07005188	11.11.2014	17.09.2015	
2	Shri Ashok Sinha	00299600	31.12.2012	30.09.2015	
3	Shri Shantikam Hazarika	00523656	06.07.2012	05.07.2015	
4	Shri Santosh Nandlal Saraf	00073618	06.07.2012	05.07.2015	
5	Shri Ardhendu Sen	00297393	06.07.2012	05.07.2015	
6	Dr. Ramesh Babulal Baheti	00008202	13.11.2013	30.09.2015	
7	Shri Utpal Moral	03434273	08.02.2011	29.02.2016	
8	Shri P. C. Pankaj	03640772	03.06.2011	30.06.2016	
9	Shri Siddhartha Bhattacharya	07411794	17.11.2015	24.01.2017	
10	Shri Gurdeep Singh	00307037	01.07.2016	29.08.2016	
11	Shri K. V. Eapen	01613015	09.10.2015	20.01.2017	
12	Shri D.V. Singh	03107819	22.08.2017	11.10.2017	

C. REMUNERATION OF DIRECTORS (DURING THE LAST THREE FINANCIAL YEARS)

Name of Director (2016-17)	Designation	Salary (₹)	Cont. to PF & Other Funds (₹)	Benefits (₹)	Total (₹)
Shri A.G.West Kharkongor	Chairman & Managing Director (w.e.f. 29.08.2016)	1934180	237761	118591	2290532
Shri P.C.Pankaj	CMD (upto 30.06.2016)	808080	98533	1864734	2771347
Shri A.G.West Kharkongor	Director (Finance) (upto 28.08.2016)	1266621	154634	1018946	2440201
Shri Utpal Moral	Director (Technical) (retired)			759122	759122
Shri Satyabrata Borgohain	Director (Personnel)	2699903	354511	969155	4023569
Shri V. K. Singh	Director (Technical)	2880801	351594	152293	3384688

Name of Director (2015-16)	Designation	Salary (₹)	Cont. to PF & Other Funds (₹)	Benefits (₹)	Total (₹)
Shri P. C. Pankaj	Chairman & Managing Director	3114524	480241	858707	4453472
Shri A.G.West Kharkongor	Director (Finance)	2992914	461490	530895	3985299
Shri Utpal Moral	Director (Technical) (retired)	2676037	411771	1703271	4791079
Shri Satyabrata Borgohain	Director (Personnel)	2657532	417102	468371	3543005
Shri V. K. Singh	Director (Technical)	230126	35681	15138	280945

Name of Director (2014-15)	Designation	Salary (₹)	Benefits (₹)	PRP (₹)	Total (₹)
Shri P. C. Pankaj	Chairman & Managing Director	2905461	1421498	706970	5033929
Shri A.G.West Kharkongor	Director (Finance)	2792077	656327	501030	3949434
Shri Utpal Moral	Director (Technical)	2750789	1469459	498398	4718646
Shri Satyabrata Borgohain	Director (Personnel)	2523783	503786	-	3027569
Shri I. P. Barooah	Ex-Director (Personnel) (retired)	-	1252792	847824	2100616

VIII. DETAILS REGARDING THE STATUTORY AUDITORS OF THE COMPANY

A. DETAILS OF THE AUDITOR OF THE COMPANY:

Name	Address	Auditors for	Auditor w.e.f.
M/s SPAN & Associates	C/o Ms. Ratna Das, Upendralaya House No-16, Bye Lane – 6 Nabin Nagar , Janapath Guwahati – 781 024	2015-16 2016-17 2017-18	30th September, 2015

Being a Government Company, the statutory auditors are appointed by the Comptroller and Auditor General of India ("CAG").

B. DETAILS OF CHANGE IN AUDITORS SINCE LAST THREE YEARS:

Name	Address	Date of Appointment	Auditor of the Company since (in case of resignation)	Remarks
M/s SPAN & Associates	C/o Ms. Ratna Das, Upendralaya, House No.16, Bye Lane – 6, Nabin Nagar , Janapath, Guwahati – 781 024	30th September, 2015	Not applicable	
M/s Nundi & Associates	7C, Kiron Shankar Roy Road, Hastings Chamber, 3rd Floor, Kolkata - 700001	For 2012-13: 28th August, 2012 For 2013-14: 13th September, 2013 For 2014-15: 17th September, 2014	Not applicable	

IX. DETAILS OF BORROWINGS OF THE COMPANY AS ON 30.09.2017

A. DETAILS OF SECURED LOAN FACILITIES:

₹in crore

Lender's Name	Type of Facility	Amount Sanctioned	Principal Amount Outstanding	Repayment Date / Schedule	Security
ECB, SBI - Singapore	Long Term Loan	USD 100 million	418.95	Quarterly on 20th June, 20th Sept., 20th Dec. and 20th March Repayment started from 20.06.2014	Hypothecation of assets of the Corporation

B. DETAILS OF UNSECURED LOAN FACILITIES:0

₹in crore

Lender's Name	Type of Facility	Amount Sanctioned	Principal Amount Outstanding	Repayment Date / Schedule
1. Govt. of India	Subordinate Loan	291.96	291.96	Annual repayment starting from 16th year after commissioning of the Tuirial HEP until the 30th year.
2. KfW, Germany	Long Term Loan	€ 80 million	452.13	30 equal half-yearly instalments payable on 30th December and 30th June as per schedule starting 30th December, 2013

C. DETAILS OF NCDS:

₹in crore

Debenture Series	Tenure / Period of Maturity	Coupon	Amount	Date of Allotment	Redemption Date/ Schedule	Credit Rating	Secured / unsecured	Security
XIth	10 years	10.20%	40.00	15-12-2011	15-12-2021	ICRA AA	Secured	Mortgage under Trust Deed
XIIth	10 years	9.25%	120.00	27-06-2012	1) 27-06-2018 2) 27-06-2019 3) 27-06-2020 4) 27-06-2021 5) 27-06-2022 @ 20% of Face Value	ICRA AA	Secured	
XIIIth	10 years	9.00%	72.50	15-03-2013	1) 15-03-2019 2) 15-03-2020 3) 15-03-2021 4) 15-03-2022 5) 15-03-2023	ICRA AA	Secured	

					@ 20% of Face Value			
XIVth	10 years	9.60%	2500.00	01-10-2014	1) 01-10-2020 2) 01-10-2021 3) 01-10-2022 4) 01-10-2023 5) 01-10-2024 @ 20% of Face Value	ICRA AA & CARE AA	Secured	
XVth	10 years	9.15%	600.00	25-03-2015	1) 25-03-2021 2) 25-03-2022 3) 25-03-2023 4) 25-03-2024 5) 25-03-2025 @ 20% of Face Value	CARE AA	Secured	
XVIth	15 years	8.68%	900.00	30-09-2015	1) 30-09-2026; 2) 30-09-2027; 3) 30-09-2028; 4) 30-09-2029; 5) 30-09-2030; @ 20% of Face Value	ICRA AA CARE AA CRISIL AA	Secured	
XVIIth	3 years 2 months	7.80%	300.00	27-03-2017	27-05-2020	ICRA AA CARE AA	Secured	

D. LIST OF TOP 10 DEBENTURE HOLDERS AS ON 30.09.2017:

	Name of the Holders	Amount (₹ *in Crore*)
1	Coal Mines Provident Fund Organisation	767.30
2	Life Insurance Corporation of India	600.00
3	State Bank of India Employees Pension Fund	378.50
4	Food Corporation of India CPF Trust	245.80
5	Powergrid Employee Provident Fund Trust	183.20
6	CBT EPF-05-C-DM	152.90
7	Nuclear Power Corporation of India Limited Employees Provident Fund	115.50
8	Trustees GEB's C P Fund	110.60
9	Board of Trustees Hindustan Steel Ltd. Bhilai Steel Project Provident Fund	110.00
10	CBT EPF-11-A-DM	70.00
11	Indian Oil Corporation Ltd. (Refineries Division) Employees Provident Fund	70.00
	TOTAL	**2803.80**

E. THE AMOUNT OF CORPORATE GUARANTEE ISSUED BY THE ISSUER ALONG WITH NAME OF THE COUNTERPARTY (LIKE NAME OF THE SUBSIDIARY, JV ENTITY, GROUP COMPANY, ETC) ON BEHALF OF WHOM IT HAS BEEN ISSUED.

None.

F. DETAILS OF COMMERCIAL PAPER:

None.

G. DETAILS OF REST OF THE BORROWING (IF ANY INCLUDING HYBRID DEBT LIKE FCCB, OPTIONALLY CONVERTIBLE DEBENTURES / PREFERENCE SHARES).

None.

H. DETAILS OF ALL DEFAULT/S AND/OR DELAY IN PAYMENTS OF INTEREST AND PRINCIPAL OF ANY KIND OF TERM LOANS, DEBT SECURITIES AND OTHER FINANCIAL INDEBTEDNESS INCLUDING CORPORATE GUARANTEE ISSUED BY THE COMPANY, IN THE PAST 5 YEARS.

None.

I. DETAILS OF ANY OUTSTANDING BORROWINGS TAKEN/ DEBT SECURITIES ISSUED WHERE TAKEN / ISSUED (I) FOR CONSIDERATION OTHER THAN CASH, WHETHER IN WHOLE OR PART, (II) AT A PREMIUM OR DISCOUNT, OR (III) IN PURSUANCE OF AN OPTION.

None.

J. MANAGEMENT'S PERCEPTION OF RISK FACTORS:

Prospective investors should carefully consider all the information in this Private Placement Offer Letter, including the risks and uncertainties described below, before making an investment in the Bonds. The risks and uncertainties described in this section are not the only risks that we currently face. Additional risks and uncertainties not known to us or that we currently believe to be immaterial may also have an adverse effect on our business prospects, results of operations and financial condition. If any of the following or any other risks actually occur, our business prospects, results of operations and financial condition could be adversely affected and the price of, and the value of your investment in the Bonds could decline and you may lose all or part of your redemption amounts and/ or interest amounts.

(i) RISKS RELATING TO OUR BUSINESS AND INDUSTRY

1. With the power sector industry becoming increasingly competitive, the Corporation's growth will depend largely on its ability to minimize costs and maximize revenues.
2. Our revenues are largely dependent on the ability of our power stations to perform at optimal levels. The performance of our hydro stations at optimum levels depends upon the water levels of the rivers and reservoirs which in turn depend upon rainfall conditions. A decline in rainfall levels may results in lower levels of generation by the hydro stations which would in turn result in lower revenues for the Corporation.
3. Significant shortages in the supply of natural gas could adversely affect our thermal stations which would adversely affect our financial condition and results of operations
4. Power sector CPSUs are required to adhere to certain norms as approved by the Government of India through the Ministry of Power and other authorities as well as the Central Electricity Regulatory Commission (CERC). Changes in the regulatory regime by the CERC with respect to tariff regulations may adversely affect our financial condition and results of operations. The Corporation may also be vulnerable to the introduction of rules, regulations and norms of operation by the Government of India from time to time.
5. The Corporation enjoys certain tax benefits which may be withdrawn thereby adversely affecting our business, financial condition and results of operations.
6. We have borrowed in foreign currency and are likely to continue to do so in the future which exposes us to fluctuations in foreign exchange rates thereby adversely affecting our financial condition and results of operations.
7. The construction, maintenance and operation of power projects carry certain risks which to the extent they materialize could adversely affect our business and financial performance
8. Negative trends in the Indian power sector or the Indian economy could adversely affect our business and financial performance.
9. As the Corporation uses IT in many of its work processes there are possible risks of IT frauds.

(ii) RISKS RELATING TO THE INDIAN ECONOMY

10. A slowdown in the economic growth in India could adversely impact our business.
11. The growth of the power sector in India is dependent on the continued growth of the Indian economy and regulatory developments in India. Any adverse change in policy implementation / industry demand may adversely affect us.
12. Our ability to raise foreign currency borrowings may be constrained by regulatory, statutory and legal conditions in the country.
13. Any downgrading of India's sovereign rating by a credit rating agency could have a negative impact on our business

(iii) RISKS RELATING TO THE BONDS

14. There is no guarantee that the Bonds issued pursuant to this Issue will be listed on BSE in a timely manner.
15. Any downgrading in credit rating of our Bonds may affect the trading price of our Bonds and our ability to raise funds.
16. Payments made on the Bonds will be subordinated to certain tax and other liabilities preferred by law.

X. DETAILS OF PROMOTERS OF THE COMPANY

None. (*NEEPCO Ltd. fully owned by the Government of India*)

XI. ABRIDGED VERSION OF AUDITED CONSOLIDATED (WHEREVER AVAILABLE) AND STANDALONE FINANCIAL INFORMATION (LIKE PROFIT & LOSS STATEMENT, BALANCE SHEET AND CASH FLOW STATEMENT) FOR AT LEAST LAST THREE YEARS AND AUDITOR QUALIFICATIONS , IF ANY

₹ in lakh

Sl No.	Particulars	As at 31st March 2017	As at 31st March 2016	As at 1st April 2015
	ASSETS			
1	**Non-Current assets**			
	(a) Property, Plant and Equipment	348907.21	311019.59	213156.40
	(b) Capital work -in- Progress	799325.64	695320.94	660942.57
	(c) Intangible assets under Development	10082.50	10000.00	10000.00
	(d Intangible assets	4681.85	4541.83	1589.52
	(e) Financial Assets			
	(i) Investment	10993.00	10295.00	6030.00
	(ii) Loans	113.96	127.71	110.50
	(f) Deferred Tax Asset (Net)		1790.13	3051.38
	(g) Other Non-current Assets	28261.53	32086.46	28915.11
	Total Non-Current Assets	**1202365.69**	**1065181.66**	**923795.48**
2	**Current assets**			
	a) Inventories	13436.19	14251.07	20417.43
	b) Financial Assets			
	(i) Investments	0.00	0.00	9549.06
	(ii) Trade receivables	46534.16	102586.97	76660.95
	(iii) Cash and Cash equivalents	26928.01	44,795.16	72711.27
	(iv) Bank balances other than (iii) above			
	(vi) others	6028.43	3508.77	4926.73
	c) Current Tax Assets	11824.22	14463.66	10072.63
	d) Other Current assets	2039.31	2113.02	3369.16
	e) Assets Held For Sale	67.69		
	Total Current Assets	**106858.01**	**181718.65**	**197707.23**
	Total Assets	**1309223.70**	**1246900.31**	**1121502.71**
	EQUITY AND LIABILITIES			
1	**Equity**			
	(a) Equity Share Capital	345281.04	345281.04	342611.54
	(b) Other Equity	242169.21	231591.82	211227.18
	Total Equity	**587450.25**	**576872.86**	**553838.72**
	Non-Current Liabilities			
	a) Financial Liabilities			
	(i) Borrowings	559292.78	544363.97	452541.99
	(ii) Trade payables	-	-	
	(iii) Other financial liabilities	-	-	
	b) Provisions	12423.54	10114.49	9582.18
	c) Deferred tax liabilities (Net)	3526.12		0.00
	d) Other non-current liabilities	31311.40	31270.12	18382.79
	Total Non-Current Liabilities	**606553.84**	**585748.58**	**480506.96**
2	**Current liabilities**			
	a) Financial liabilities			
	(i) Borrowings	33275.00	0.00	16000.00
	(ii) Trade Payables	12361.37	13314.38	13065.78
	(iii) Other financial liabilities	32046.54	30503.48	27488.75
	b) Other current liabilities	14318.83	13920.53	18533.79
	c) Provisions	15220.49	14749.69	3445.58
	d) Current Tax liabilities	7997.38	11790.79	8623.13
	Total Current Liabilities	**115219.61**	**84278.87**	**87157.03**
	Total Equity and Liabilities	**1309223.70**	**1246900.31**	**1121502.71**

₹ in lakh

Sl No.	Particulars	For the period ended 31st Mar-17	For the period ended 31st-Mar-16
I	Revenue from Operations	140,447.01	160,587.64
II	Other Income	3,105.49	13,525.47
III	**Total Income (I + II)**	**143,552.50**	**174,113.11**
IV	**Expenses**		
	(a) Cost of materials consumed	40,742.17	62,955.03
	(b) Employee benefit expense	27,647.65	25,855.23
	(c) Finance costs	2,991.39	1,723.14
	(d) Depreciation and amortization expense	16,038.68	11,939.34
	(f) Other expenses	18,659.39	28,101.99
	Total expenses (IV)	**106,079.28**	**130,574.73**
	Profit / (loss) before exceptional items and tax (III - IV)	**37,473.22**	**43,538.38**
	Profit / (loss) after exceptional items and tax	**37,473.22**	**43,538.38**
V	Share of Profit of Associates	-	-
VI	Share of Profit of Joint Ventures	-	-
VII	**Profit / (loss) before tax (III-IV+V+VI)**	**37,473.22**	**43,538.38**
VIII	Tax Expense:		
	(i) Current tax	7,997.38	12173.36
	Less : MAT Credit		382.57
	Net Current Tax	7,997.38	11790.79
	(ii) Deferred tax	5,429.47	927.48
	Total	13,426.85	12,718.27
IX	**Profit/(loss) for the year from continuing operations (VII - VIII)**	**24,046.37**	**30,820.11**
X	Profit/(loss) from discontinued operations	-	-
XI	**Profit/(loss) for the year/period**	**24,046.37**	**30,820.11**

` in lakh

CASHFLOW	2016-17 Ind-AS	2015-16 Ind-AS
Cash Flow from operating activities	55407.83	57886.24
Add: Working Capital adjustment	60730.47	2457.85
Less: Income Tax Paid	9151.35	13014.15
Add: Cash flow from Investing activities	-120627.83	-98777.42
Add: Cash flow from financing activities	-4226.27	23531.37
Net increase (decrease) in cash and cash equivalents	-17867.15	-27916.11
Add: Cash & cash equivalents (opening)	44795.16	72711.27
Closing Cash and cash equivalents	26928.01	44795.16

Bond Cash Flows (per Bond):

Interest Due Dates	Day of the week	Interest Payment Dates	Day of the week	No. of days in Coupon Period	Days in the year	Interest Amount (In Rs.)	Principal Amount (In Rs.)
Deemed Date of Allotment:			**15-11-2017**				
15-May-2018	Tuesday	15-May-2018	Tuesday	181	365	38,084.00	
15-Nov-2018	Thursday	15-Nov-2018	Thursday	184	365	38,716.00	
15-May-2019	Wednesday	15-May-2019	Wednesday	181	365	38,084.00	
15-Nov-2019	Friday	15-Nov-2019	Friday	184	365	38,716.00	
15-May-2020	Friday	15-May-2020	Friday	182	366	38,190.00	
15-Nov-2020	Sunday	16-Nov-2020	Monday	184	366	38,610.00	
15-May-2021	Saturday	15-May-2021	Saturday	181	365	38,084.00	
15-Nov-2021	Monday	15-Nov-2021	Monday	184	365	38,716.00	
15-May-2022	Sunday	16-May-2022	Monday	181	365	38,084.00	
15-Nov-2022	Tuesday	15-Nov-2022	Tuesday	184	365	38,716.00	
15-May-2023	Monday	15-May-2023	Monday	181	365	38,084.00	
15-Nov-2023	Wednesday	15-Nov-2023	Wednesday	184	365	38,716.00	
15-May-2024	Wednesday	15-May-2024	Wednesday	182	366	38,190.00	
15-Nov-2024	Friday	15-Nov-2024	Friday	184	366	38,610.00	
15-May-2025	Thursday	15-May-2025	Thursday	181	365	38,084.00	5,00,000
15-Nov-2025	Saturday	15-Nov-2025	Saturday	184	365	19,358.00	5,00,000
					TOTAL	**595,042.00**	**10,00,000**

Date for redemption	Record date for redemption	Day of the week
15-May-2025	29-Apr-2025	Tuesday
15-Nov-2025	30-Oct-2025	Thursday

XII. ABRIDGED VERSION OF LATEST AUDITED / LIMITED REVIEW HALF YEARLY CONSOLIDATED (WHEREVER AVAILABLE) AND STANDALONE FINANCIAL INFORMATION (LIKE PROFIT & LOSS STATEMENT AND BALANCE SHEET) AND AUDITORS QUALIFICATIONS, IF ANY

Nil.

XIII. ANY MATERIAL EVENT/ DEVELOPMENT OR CHANGE AT THE TIME OF ISSUE OR SUBSEQUENT TO THE ISSUE WHICH MAY AFFECT THE ISSUE OR THE INVESTOR'S DECISION TO INVEST/ CONTINUE TO INVEST IN THE DEBT SECURITIES

Nil.

XIV. THE NAMES OF THE DEBENTURE TRUSTEE(S) SHALL BE MENTIONED WITH STATEMENT TO THE EFFECT THAT DEBENTURE TRUSTEE(S) HAS GIVEN HIS CONSENT TO THE ISSUER FOR HIS APPOINTMENT UNDER REGULATION 4 (4) AND IN ALL THE SUBSEQUENT PERIODICAL COMMUNICATIONS SENT TO THE HOLDERS OF DEBT SECURITIES.

In accordance with the provisions of (i) Securities and Exchange Board of India (Issue and Listing of Debt Securities) Regulations, 2008 issued vide circular no. LAD-NRO/GN/2008/13/127878 dated June 06, 2008, as amended, (ii) Securities and Exchange Board of India (Issue and Listing of Debt Securities) (Amendment) Regulations, 2012 issued vide circular no. LAD-NRO/GN/2012-13/19/5392 dated October 12, 2012, as amended, (iii) the Companies Act, 2013 and (iv) Securities and Exchange Board of India (Debenture Trustees) Regulations, 1993, the Issuer has appointed SBICAP Trustee Company Ltd. to act as Trustees ("Trustees") for and on behalf of the holder(s) of the Bonds. The address and contact details of the Trustees are as under:

SBICAP Trustee Company Ltd.
Apeejay House, 6th Floor, 3 Dinshaw Waccha Road,
Churchgate, Mumbai 400 020
Tel.:- 022 4302 5555; Fax: 022-22040465
Email:- corporate@sbicaptrustee.com

A copy of the letter from SBICAP Trustee Company Ltd. conveying their consent to act as Trustee for the current issue of Bonds is enclosed elsewhere in this Disclosure Document.

NEEPCO and the Trustees shall enter into a Trustee Agreement specifying, inter alia, the powers, authorities and obligations of the Trustees and NEEPCO. By applying for the Bonds, the Bondholders shall without further action or deed, be deemed to have irrevocably given their consent to and authorised the Trustees or any of their agents or authorized officials to do, inter alia, all acts, deeds, matters and things in respect of or relating to the security to be created for securing the Bonds being offered in terms of this Document including the right to substitute or release any property charged in their favour and/or to create a charge on additional properties in their favour including the right of the Trustees to release, and/or substitute relevant title deeds in respect thereof. All the rights and remedies of the Bondholders shall vest in and shall be exercised by the Trustees without reference to the Bondholders. Any payment made by NEEPCO to the Trustees on behalf of the Bondholders shall discharge NEEPCO any liability to the Bondholders. No Bondholder shall be entitled to proceed directly against NEEPCO unless the Trustees, having become so bound to proceed, fail to do so.

XV. THE DETAILED RATING RATIONALE (S) ADOPTED (NOT OLDER THAN ONE YEAR ON THE DATE OF OPENING OF THE ISSUE)/ CREDIT RATING LETTER ISSUED (NOT OLDER THAN ONE MONTH ON THE DATE OF OPENING OF THE ISSUE) BY THE RATING AGENCIES SHALL BE DISCLOSED

The company has obtained a rating of **ICRA "AA"; Stable and CARE "AA"; Stable** for the proposed Bond Issue vide letters dated **9th October, 2017** and **7th November, 2017** respectively. Instruments with this rating are considered to have very low credit risk.

The above ratings are not recommendations to buy, sell or hold securities and investors should take their own decision. The rating may be subject to revision or withdrawal at any time by the assigning rating agencies and should be evaluated independently of any other rating. The rating obtained is subject to revision at any point of time in the future. The rating agencies have the right to suspend, withdraw the rating at any time on the basis of new information etc.

XVI. IF THE SECURITY IS BACKED BY A GUARANTEE OR LETTER OF COMFORT OR ANY OTHER DOCUMENT / LETTER WITH SIMILAR INTENT, A COPY OF THE SAME SHALL BE DISCLOSED. IN CASE SUCH DOCUMENT DOES NOT CONTAIN DETAILED PAYMENT STRUCTURE (PROCEDURE OF INVOCATION OF GUARANTEE AND RECEIPT OF PAYMENT BY THE INVESTOR ALONG WITH TIMELINES); THE SAME SHALL BE DISCLOSED IN THE OFFER DOCUMENT.

Nil.

XVII. COPY OF CONSENT LETTER FROM THE DEBENTURE TRUSTEE "SBICAP TRUSTEE COMPANY LTD." DATED 24th OCTOBER, 2017 CONVEYING THEIR CONSENT TO ACT AS TRUSTEE FOR THE CURRENT ISSUE OF BONDS IS ENCLOSED ELSEWHERE IN THIS DISCLOSURE DOCUMENT.

XVIII. NAMES OF ALL THE RECOGNISED STOCK EXCHANGES WHERE THE DEBT SECURITIES ARE PROPOSED TO BE LISTED CLEARLY INDICATING THE DESIGNATED STOCK EXCHANGE.

The Secured Non-Convertible Redeemable Bonds in the nature of Debentures) are proposed to be listed on the Wholesale Debt Market (WDM) Segment of the **BSE.** The Company has obtained an in-principle approval from the BSE for listing of said Bonds on its Wholesale Debt Market (WDM) Segment. The Company shall make an application to the BSE to list the Bonds to be issued and allotted under this Disclosure Document and complete all the formalities relating to listing of the Bonds **within 15 days from the deemed date of allotment of the bonds.** If such permission is not granted **within 20 days** from the from the deemed date of allotment of the bonds or where such permission is refused before the expiry of the 20 days from the closure of the Issue, the Company shall forthwith repay without interest, all monies received from the applicants in pursuance of the Disclosure Document, and if such money is not repaid within the stipulated time after the Company becomes liable to repay it (i.e. from the date of refusal or 20 days from the date of closing of the subscription list, whichever is earlier), then the Company and every director of the Company who is an officer in default shall be jointly and severally liable to repay the money, with interest at the rate of 15 per cent per annum on application money, or as prescribed by the relevant rules and regulations.

In connection with listing of Bonds with BSE, the Company hereby undertakes that:

(a) It shall comply with conditions of listing of Bonds as may be specified in the Listing Agreement with BSE.
(b) Ratings obtained by the Company shall be periodically reviewed by the credit rating agencies and any revision in the rating shall be promptly disclosed by the Company to BSE.
(c) Any change in rating shall be promptly disseminated to the holder(s) of the Bonds in such manner as BSE may determine from time to time.

(d) The Company, the Trustees and BSE shall disseminate all information and reports on Bonds including compliance reports filed by the Company and the Trustees regarding the Bonds to the holder(s) of Bonds and the general public by placing them on their websites.

(e) Trustees shall disclose the information to the holder(s) of the Bonds and the general public by issuing a press release in any of the following events:

(i) default by the Company to pay interest on Bonds or redemption amount;

(ii) revision of rating assigned to the Bonds;

(f) The information referred to in para (e) above shall also be placed on the websites of the Trustees, Company & BSE.

XIX. OTHER DETAILS:

A. DRR CREATION - RELEVANT REGULATIONS AND APPLICABILITY

The Company shall create a Bond/Debenture Redemption Reserve in accordance with Section 18(7)(b) of the Companies (Share Capital & Debentures) Rules, 2014.

B. ISSUE/INSTRUMENT SPECIFIC REGULATIONS - RELEVANT DETAILS (COMPANIES ACT, RBI GUIDELINES, ETC)

1. Securities and Exchange Board of India (Issue and Listing of Debt Securities) Regulations, 2008 issued vide circular no. LAD-NRO/GN/2008/13/127878 dated June 06, 2008, as amended and Securities and Exchange Board of India (Issue and Listing of Debt Securities) (Amendment) Regulations, 2012 issued vide circular no. LAD-NRO/GN/2012-13/19/5392 dated October 12, 2012).

2. The Companies Act, 2013.

C. APPLICATION PROCESS:

PROCEDURE FOR APPLYING FOR DEMAT FACILITY

1. The applicant must have at least one beneficiary account with any of the Depository Participants (DPs) of NSDL or CDSL prior to making the application.
2. The applicant must necessarily fill in the details (including the beneficiary account number and Depository Participant's ID) appearing in the Application Form under the heading 'Details for Issue of Bonds in Electronic/ Dematerialised Form'.
3. Bonds allotted to an applicant will be credited directly to the applicant's respective Beneficiary Account(s) with the DP.
4. For subscribing the bonds, names in the application form should be identical to those appearing in the account details in the depository. In case of joint holders, the names should necessarily be in the same sequence as they appear in the account details in the depository.
5. Non-transferable allotment advice/refund orders will be directly sent to the applicant by the Registrars to the Issue.
6. If incomplete/incorrect details are given under the heading 'Details for Issue of Bonds in Electronic/ Dematerialised Form' in the application form, it will be deemed to be an incomplete application and the same may be held liable for rejection at the sole discretion of the Company.
7. For allotment of Bonds, the address, nomination details and other details of the applicant as registered with DP shall be used for all correspondence with the applicant. The Applicant is therefore responsible for the correctness of its demographic details given in the application form vis-à-vis those with their DP. In case the information is incorrect or insufficient, the Issuer would not be liable for losses, if any.
8. It may be noted that Bonds being issued in electronic form, the same can be traded only on the Stock Exchanges having electronic connectivity with NSDL or CDSL. Bombay Stock Exchange Limited., where the Bonds of the Company are proposed to be listed has connectivity with NSDL and CDSL.
9. Interest or other benefits would be paid to those Bondholders whose names appear on the list of beneficial owners given by the Depositories to the Company as on Record Date/ Book Closure Date. In case of those Bonds for which the beneficial owner is not identified by the Depository as on the Record Date/ Book Closure Date, the Company would keep in abeyance the payment of interest or other benefits, till such time that the beneficial owner is identified by the Depository and conveyed to the Company, whereupon the interest or benefits will be paid to the beneficiaries, as identified, **within a period of 15 days.**

HOW TO APPLY:

This being a private placement offer, investors who are established/ resident in India and who have been addressed through this communication directly only are eligible to apply. Application shall be for a minimum number of 5 (five) Bonds and multiples of 1 (one) Bond thereafter.

Applicants may remit their application money by way of electronic transfer of funds through RTGS mechanism or through Core Banking Solution (CBS) for credit in the account of in favour of the "**North Eastern Electric Power Corporation Ltd.**" for crediting the amount to the following bank accounts:

Beneficiary Name	North Eastern Electric Power Corporation Ltd.
Account No.	32061917621
Bank	State Bank of India
Branch	SBI Main Branch
Location	Kachari Road, Shillong – 793001
Account Type	Current
IFSC Code	SBIN0000181

All Application Forms duly completed (along with all necessary documents as detailed in this Disclosure Document) must be delivered before the closing of the issue to the Issuer. While forwarding the application form, applicants must ensure that the relevant UTR number/ or any other evidence of having remitted the application money is obtained. Detailed instructions for filling up the application form are provided elsewhere in this Disclosure Document.

Applications for the Bonds must be in the prescribed form (enclosed) and completed in BLOCK LETTERS in English and as per the instructions contained therein. Applications not completed in the prescribed manner are liable to be rejected. The name of the applicant's bank, type of account and account number must be filled in the Application Form. This is required for the applicant's own safety and these details will be printed on the refund orders and interest/ redemption warrants.

The applicant or in the case of an application in joint names, each of the applicant, should mention his/her Permanent Account Number (PAN) allotted under the Income-Tax Act, 1961 or where the same has not been allotted, the GIR No. and the Income tax Circle/Ward/District. As per the provision of Section 139A (5A) of the Income Tax Act, PAN/GIR No. needs to be mentioned on the TDS certificates. Hence, the investor should mention his PAN/GIR No. if the investor does not submit Form 15G/15AA/other evidence, as the case may be for non-deduction of tax at source. In case neither the PAN nor the GIR Number has been allotted, the applicant shall mention "Applied for" and in case the applicant is not assessed to income tax, the applicant shall mention 'Not Applicable' (stating reasons for non applicability) in the appropriate box provided for the purpose. Application Forms without this information will be considered incomplete and are liable to be rejected.

Applications may be made in single or joint names (not exceeding three). In the case of joint applications, all payments will be made out in favour of the first applicant. All communications will be addressed to the first named applicant whose name appears in the Application Form at the address mentioned therein.

All applicants are requested to tick the relevant column "Category of Investor" in the Application Form. Public/ Private/ Religious/ Charitable Trusts, Provident Funds and Other Superannuation Trusts and other investors requiring "approved security" status for making investments.

No separate receipts shall be issued for the application money. However, the Issuer will acknowledge the receipt of the applications by stamping and returning the acknowledgment slip to the applicant. Applications shall be deemed to have been received by the Issuer Company when submitted at their designated branch.

For further instructions, please read Application Form carefully.

WHO CAN APPLY

- Companies, Bodies Corporate and Societies registered under the applicable laws and authorized to invest in Bonds
- Commercial Banks and Financial Institution
- Regional rural banks
- Co-operative Banks
- Provident Funds, Superannuation funds and Gratuity funds and other Trusts which are authorized to Invest in bonds
- Statutory Corporation / Financial Institutions
- Mutual funds
- Insurance Companies
- Scientific and / or Industrial Research Organisations, which are authorized to invest in bonds.
- Non Banking Finance Companies and Residuary Non-Banking Finance Companies.
- Any other investor authorized to invest in these bonds, subject to confirmation from the issuer

However, out of the aforesaid class of investors eligible to invest, this Memorandum is intended solely for the use of the person to whom it has been sent by NEEPCO for the purpose of evaluating a possible investment opportunity by the recipient(s) in respect of the securities offered herein, and it is not to be reproduced or distributed to any other person(s) other than professional advisors of the prospective investor receiving this Memorandum from NEEPCO.

All investors are required to comply with the relevant regulations/ guidelines applicable to them for investing in the issue of Bonds.

The applications must be accompanied by certified true copies of (1) Memorandum and Articles of Association/ Constitution/ Bye-laws (2) Resolution authorizing investment and containing operating instructions (3) Specimen signatures of authorized signatories (4) Necessary forms for claiming exemption from deduction of tax at source on the interest income/ interest on application money, wherever applicable

APPLICATION UNDER POWER OF ATTORNEY OR BY LIMITED COMPANIES

In case of applications made under a Power of Attorney or by a Limited Company or a Body Corporate or Registered Society or Mutual Fund, and scientific and/or industrial research organisations or Trusts etc, the relevant Power of Attorney or the relevant resolution or authority to make the application, as the case may be, together with the certified true copy thereof along with the certified copy of the Memorandum and Articles of Association and/or Bye-Laws as the case may be must be attached to the Application Form or lodged for scrutiny separately with the photocopy of the application form, quoting the serial number of the application form and the Bank's branch where the application has been submitted, at the office of the Registrars to the Issue after submission of the application form to the Bankers to the issue or any of the designated branches as mentioned on the reverse of the Application Form, failing which the applications are liable to be rejected. Such authority received by the Registrars to the Issue more than 10 days after closure of the subscription list may not be considered.

APPLICATION BY MUTUAL FUNDS

In case of applications by Mutual Funds, a separate application must be made in respect of each scheme of an Indian mutual fund registered with SEBI. The applications made by the Asset Management Companies (AMC) or custodians of a Mutual Fund shall clearly indicate the name of the concerned scheme for which application is being made. The application must be accompanied with certified true copies of:

1. SEBI registration certificate.
2. Resolution authorizing investment & containing operating instructions.
3. Specimen signatures of authorised signatories

MODE OF SUBSCRIPTION

This being a private placement offer, investors who are established/ resident in India and who have been addressed through this communication directly only are eligible to apply.

Copies of Disclosure Document and Application form may be obtained from the Registered Office of NEEPCO Ltd. Applications for the Bonds must be in the prescribed form (enclosed) and completed in BLOCK LETTERS in English and as per the instructions contained therein.

Applications should be for a minimum of Five Bonds and in multiples of One Bond thereafter. All cheques should be in favour of **"North Eastern Electric Power Corporation Ltd."** and crossed **"Account Payee Only"**. Alternatively, investors can remit their application money by way of electronic transfer of funds through RTGS mechanism for credit in the account of **"North Eastern Electric Power Corporation Ltd."**. For details, please refer to the "Instructions" detailed in the "Application Form.

FORCE MAJEURE

The Company reserves the right to withdraw the issue prior to the closing date in the event of any unforeseen development adversely affecting the economic and regulatory environment. The Company reserves the right to change the Issue Schedule.

RIGHT TO PURCHASE / REISSUE

Company may purchase the bonds in the open market through market makers or otherwise. Company shall retain the right or power to cancel, hold, resell or reissue these bonds or reissue other bonds in lieu thereof.

RIGHT TO ACCEPT OR REJECT APPLICATIONS

The Company reserves it's full, unqualified and absolute right to accept or reject any application, in part or in full, without assigning any reason thereof. The rejected applicants will be intimated along with the refund warrant, if applicable, to be sent. Interest on application money will be paid from the date of realisation of the cheque(s)/ demand drafts(s) till one day prior to the date of refund. The application forms that are not complete in all respects are liable to be rejected and would not be paid any interest on the application money.

Application would be liable to be rejected on one or more technical grounds, including but not restricted to:

a. Number of bonds applied for is less than the minimum application size;

b. Applications exceeding the issue size;
c. Bank account details not given;
d. Details for issue of bonds in electronic/ dematerialised form not given; PAN/GIR and IT Circle/Ward/District not given;
e. In case of applications under Power of Attorney by limited companies, corporate bodies, trusts, etc. relevant documents not submitted;

In the event that any Bond(s) applied for is/are not allotted in full, the excess application monies of such Bonds will be refunded, as may be permitted.

PAN/GIR NUMBER

All applicants must mention their Permanent Account Number or the GIR Number allotted under Income Tax Act, 1961 and the Income Tax Circle/ Ward/ District. In case where neither the PAN nor the GIR Number has been allotted, the fact of such a non-allotment should be mentioned in the Application Form in the space provided

SIGNATURES

Signatures should be made in English or in any of the Indian Languages. Thumb impressions must be attested by an authorized official of a Bank or by a Magistrate/ Notary Public under his/her official seal.

NOMINATION FACILITY

As per Section 72 of the Companies Act, 2013, only individuals applying as sole applicant/Joint Applicant can nominate, in the prescribed manner, a person to whom his Bonds shall vest in the event of his death. Non individuals including holders of Power of Attorney cannot nominate.

MODIFICATION OF RIGHTS

The rights, privileges, terms and conditions attached to the Bonds may be varied, modified or abrogated with the consent, in writing, of those holders of the Bonds who hold at least three fourth of the outstanding amount of the Bonds or with the sanction accorded pursuant to a resolution passed at a meeting of the Bondholders, provided that nothing in such consent or resolution shall be operative against the Company where such consent or resolution modifies or varies the terms and conditions of the Bonds, if the same are not acceptable to the Company.

XX. ISSUE DETAILS

ISSUE SIZE

The issuer proposes to issue 5000 bonds of face value of ₹10,00,000/- each aggregating to ₹500 crore.

AUTHORITY FOR THE ISSUE

The issue is being made in pursuance of the Board Resolution dated **8th May, 2017** and AGM Special Resolution dated **22nd September, 2017.**

REGISTRATION AND GOVERNMENT APPROVALS

The Company can undertake the activities proposed by it in view of the present approvals and no further approval from any government authority(ies) is required by it to undertake the proposed activities and except those approvals which may be required to be taken in the normal course of business from time to time.

OBJECTS OF THE ISSUE

The funds will be utilized to finance the construction of various on-going hydro projects in the NER.

UTILISATION OF ISSUE PROCEEDS

The Company is managed by professionals under the supervision of its Board of Directors. Further, the Company is subject to a number of regulatory checks and balances as stipulated in its regulatory environment. Therefore, the management shall ensure that the funds raised via this private placement shall be utilized only towards satisfactory fulfillment of the objects of the issue. The Company further confirms that the proceeds of the current issue of Bonds shall not be used for providing loan to or acquisition of shares of any person who is part of the same group or who is under the same management.

MINIMUM SUBSCRIPTION

As the current issue of Bonds is being made on private placement basis, the requirement of minimum subscription shall not be applicable and therefore the Company shall not be liable to refund the issue subscription(s)/ proceed(s) in the event of the

total issue collection falling short of issue size or certain percentage of issue size.

NATURE OF THE BOND

The bonds are Secured, Redeemable, Non-Convertible Taxable and in the nature of Debentures.

SECURITY

The Bonds together with interest costs and all other monies and amounts payable in respect of these Bonds will be fully secured by first pari-passu charge on identified Fixed Assets of the company with a minimum asset cover of 100% throughout the tenure of Bonds in favour of a Trustee.

The said security shall be created in favour of the Trustees within the stipulated regulatory period from the Deemed Date of Allotment or such extended period as may be permitted by the relevant authority(ies). The Security will be created by the Company, as aforesaid, in favour of the Trustee on such of the assets for which the Company obtains, after all due diligence and efforts, the requisite consents and permissions applicable under law or in accordance with the contractual conditions of holding of such assets for creating the above-mentioned charge. The creation of such security shall be sufficient compliance of the Company's obligation to create security.

TERMS OF PAYMENT

The full face value of the Bonds applied for is to be paid along with the application form. Investor(s) need to send in the application form and the Cheque/Demand Draft/ RTGS/ECS for the full face value of the Bonds applied for.

Issue Price of the Bond	Minimum Application for	Amount Payable on Application per Bond
₹10 lakhs	5 Bonds and in multiples of 1 Bond thereafter	Full Issue Price i.e. ₹10 lakhs

PAY-IN-DATE & DEEMED DATE OF ALLOTMENT

Pay-in Date shall be the date on which application money has to be paid in favour of **"North Eastern Electric Power Corporation Ltd."** by a Cheque/Demand draft. The funds can also be remitted through RTGS. Details of the Account of the Company are given in the Application form of this document. The Company reserves the right to shift the Pay-in Date and/or the Deemed Date of Allotment to any other date or allot the Bonds on multiple dates without giving any reason or any prior notice. The Company may at its sole discretion accept the subscription amount after the Pay-in Date. All benefits available to the investors shall be from the Deemed Date of Allotment and actual allotment may occur on a date other than the Deemed Date of Allotment.

LETTER(S) OF ALLOTMENT/ BOND CERTIFICATE(S)/ REFUND ORDER(S) ISSUE OF LETTER(S) OF ALLOTMENT

The beneficiary account of the investor(s) with National Securities Depository Ltd. (NSDL)/Central Depository Services (India) Ltd. (CDSL)/ Depository Participant will be given initial CREDIT **within 2 working days** from the Deemed Date of Allotment. The initial CREDIT in the account will be akin to the Letter of Allotment. On completion of the all-statutory formalities, such CREDIT in the account will be akin to a Bond Certificate.

ISSUE OF BOND CERTIFICATE(S)

The Bonds since issued in electronic (dematerialized) form, will be governed as per the provisions of The Depository Act, 1997, Securities and Exchange Board of India (Depositories and Participants) Regulations, 1997, rules notified by NSDL/ CDSL/ Depository Participant from time to time and other applicable laws and rules notified in respect thereof. The Bonds shall be allotted in DEMAT form only.

MODE OF TRANSFER OF BONDS

Transfer of theses dematerialized bonds should be in accordance with the rules/procedures as prescribed by NSDL/CDSL/Depository participant of the transferor/transferee and all other applicable laws and rules notified in respect thereof.

CALL OPTION

NEEPCO shall also have the right to "Call" the whole or any part of the Bond, i.e. redeem them at par on or after the 5th anniversary from the Deemed Date of Allotment. Such date on which NEEPCO decides to exercise the option shall be deemed the 'Option Date'. Notice for exercising the option shall be submitted in writing by NEEPCO to the Trustee at **least 21 days** before the Option Date. The Call Option, which is discretionary, may be exercised on the 5th anniversary date from the Deemed Date of Allotment or on any Coupon Payment Date thereafter. The Record Date for exercise of such option shall be 15 days prior to the Option Date.

DEPOSITORY ARRANGEMENTS

The Company has made depository arrangements with National Securities Depository Limited (NSDL) and Central Depository Services (India) Limited (CDSL) for issue and holding of the Bonds in dematerialized form. As per the provisions of Depositories Act, 1996, the Bonds issued by The Company can be held in a dematerialized form, i.e. not in the form of physical certificates but be fungible and be represented by the statement issued through electronic mode. In this context, two Tripartite Agreements have been signed:

- Tripartite Agreement between NEEPCO, NSDL and Karvy Computershare Pvt. Ltd.
- Tripartite Agreement between NEEPCO, CDSL and Karvy Computershare Pvt. Ltd.

FICTITIOUS APPLICATIONS

Any person who:-
a) Makes, in a fictitious name, an application to a body corporate for acquiring or subscribing to, the bonds, or
b) Otherwise induces a body corporate to allot, or register any transfer of, bonds therein to them, or any other person in a fictitious name, shall be liable for legal consequences of such action.

MARKET LOT

The market lot will be one Bond ("Market Lot"). Since the Bonds are being issued only in dematerialised form, the odd lots will not arise either at the time of issuance or at the time of transfer of Bonds.

INTEREST ON APPLICATION MONEY

Interest at the Coupon Rate as per Termsheet (subject to deduction of income tax under the provisions of the Income Tax Act, 1961, or any other statutory modification or re-enactment thereof, as applicable) will be paid to all the applicants on the application money for the Bonds.

Such interest shall be paid from and including the date of realisation of cheque(s)/demand draft(s)/ RTGS/ECS up to but excluding the Deemed Date of Allotment. Such interest would be paid on all valid application. The interest on application money will be computed on the basis of actual number of days elapsed in a year. For this purpose a year would comprise a period of 365 days. In the leap year the month of February shall be considered as of 29 days and the year would be of 366 days. Such interest would be paid on all the valid applications, including the refunds. Where the entire subscription amount has been refunded, the interest on application money will be paid along with the refund orders.

The interest on application money will be remitted through RTGS/ECS or interest cheque(s)/ demand draft(s) for interest on application money (along with Refund Orders, in case of refund of application money, if any) shall be dispatched by the NEEPCO **within 10 days** from the Deemed Date of Allotment and the relative interest warrant(s) along with the Refund Order(s), as the case may be, will be dispatched by registered post/courier/speed post to the sole/ first applicant, at the sole risk of the applicant.

INTEREST ON BONDS

The Bonds shall carry interest at the coupon rates as per term sheet (subject to deduction of tax at source at the rates prevailing from time to time under the provisions of the Income Tax Act, 1961, or any other statutory modification or re-enactment thereof for which a certificate will be issued by NEEPCO) on the outstanding principal amount of Bonds till final redemption. Interest will be paid semi annually on **15th May** and **15th November** each year throughout the tenure of the Bonds till final redemption.

The first interest period shall be defined as actual number of days falling between the **Deemed Date of Allotment** to **15th May, 2018** including the first date but excluding the last date. The first interest payment would be made on **15th May, 2018.** This will be calculated by multiplying the nominal amount with the interest rate on an "**Actual / Actual**" day basis. The second and subsequent interest period is defined as the actual number of days between **15th May** and **15th November** and **15th November** and **15th May** including the first date but excluding the last date. This will be calculated by multiplying the nominal amount by the Interest Rate with the actual number of days divided by total number of days in the year (as per SEBI's Circular No. CIR/IMD/DF-1/122/2016 dated November 11, 2016). The last Interest Payment would be made on the final redemption date along with the redemption of principal amount.

In case the Deemed Date of Allotment is revised (pre-poned/postponed) then the Interest Payment Dates and Interest payment Schedule may also be revised accordingly by the Company at its sole & absolute discretion.

Interest on Bonds will cease from the date of final redemption in all events. If any interest payment date falls on a day which is not a Business Day ('Business Day' being a day on which the money market is functioning in Mumbai *and* when

Commercial Banks are open for business in the city of Shillong) then payment of interest will be made on the **next** day that is a business day.

COMPUTATION OF INTEREST

The Bonds will carry interest rates as per the term sheet from the Deemed Date of Allotment. The interest will be paid from the Deemed Date of Allotment (subject to deduction of tax at source at the rates prevailing from time to time under the Income Tax Act, 1961 or any other statutory modification or re-enactment thereof) as per term sheet. The Interest shall be computed on "**Actual / Actual**" day count basis (refer SEBI's Circular No. CIR/IMD/DF-1/122/2016 dated November 11, 2016).

RECORD DATE

The Record Date for all interest payments and repayment of the bond value upon redemption will be the day immediately preceding the period of **15 days prior to the interest payment or redemption date**, as the case may be. Such payment will be made to the bondholder as appearing in the records of the RTA as on the said date. In case the record date, as defined herein, falls on a holiday, the record date shall be the previous Working Day immediately preceding such date.

DEDUCTION OF TAX AT SOURCE

Tax applicable under the Income-Tax Act, 1961, or any other statutory modification or re-enactment thereof will be deducted at source. Tax exemption certificate/ document, under section 193/197/197A of the Income Tax Act, 1961, if any, must be lodged at the office of the Issuer, at least fifteen (15) days prior to the interest payment date. The applicants must submit tax exemption certificate, if applicable, in respect of the interest on application money, if any, along with the application form as required under the Income Tax Act, 1961. In case of tax deducted at source, the Company will send the TDS certificate to the investors. Therefore, to ensure non-deduction/lower deduction of tax at source from interest on application money, the investors should submit Form 15H/15AA, authority letter from Assessing Officer for non-deduction of tax as may be applicable, with the Application Form, on or before the closure of the Issue.

Regarding deduction of tax at source and the requisite declaration forms to be submitted, prospective investor is advised to consult his tax advisor before investing in the Bonds to be issued by NEEPCO.

REDEMPTION

The Face Value of the Bonds will be redeemed in two equal instalments in the **8th year on 15th May, 2025 and 15th November, 2025.**

The Bonds held in the dematerialised form shall be taken as discharged on payment of the redemption amount by the Company on maturity to the registered Bondholders whose name appear in the Register of Bondholders on the record date. Such payment will be a legal discharge of the liability of the Company towards the Bondholders.

In case the principal redemption date falls on a day which is not a Business Day ('Business Day' being a day on which the money market is functioning in Mumbai and when Commercial Banks are open for business in the city of Shillong), then the payment due shall be made on the **previous** Business Day along with accrued interest.

PAYMENT ON REDEMPTION

Payment on redemption will be made by credit through ECS/RTGS system in the name of the Bondholder(s) whose name appears on the List of Beneficial Owners given by Depository to NEEPCO as on the Record Date. The Issuer's liability to Bondholder(s) towards all their rights including payment of interest or otherwise shall cease and stand extinguished from the due date of redemption in all events. Further, the Issuer will not be liable to pay interest, income or compensation of any kind from the date of such redemption of the Bonds.

The Bonds shall be taken as discharged upon payment of the redemption amount the redemption date. Such payment will be a legal discharge of the all liability of the Company towards the Bondholders. On payment of the redemption amount, the Company will inform NSDL/CDSL and accordingly the account of the Bondholders with NSDL/CDSL will be adjusted.

The liability of the Company shall stand discharged on remitting the redemption proceeds through ECS/EFT/RTGS to the above said Beneficiaries. No claim, damages or penal interest in respect of delayed payment, etc. shall lie upon the Company in the event of non-receipt of the same by the addressee Bondholder.

RIGHTS OF BONDHOLDERS

Bondholder is not a shareholder. The Bondholders will not be entitled to any other rights and privilege of shareholders other than those available to them under statutory requirements. The Bond(s) shall not confer upon the holders the right to receive notice, or to attend and vote at the General Meeting of the Company. The principal amount and interest on the Bonds will be paid to the registered Bondholders only, and in case of Joint Holders, to the one whose name stands first. Besides the above, the Bonds shall be subject to the provisions of the Companies Act, 2013, the Articles of Association of NEEPCO, the terms

of this bond issue and the other terms and conditions as may be incorporated in the Trust deed and other documents that may be executed in respect of these Bonds.

EFFECT OF HOLIDAYS

Should any of the dates defined anywhere in the present Information Memorandum, except the Deemed Date of Allotment, fall on a Sunday or a Holiday, the next working day shall be considered as the effective date.

LIST OF BENEFICIAL OWNERS /REGISTER OF BENEFICIAL OWNERS

The Company shall request the RTA to provide a list of Beneficial Owners as at the end of the Record Date. This shall be the list, which shall be considered for payment of interest or repayment of principal amount, as the case may be. The RTA shall maintain a register and an index of Beneficial Owners in the manner as provided for, in compliances with various applicable regulations.

SUCCESSION

In the event of the demise of the sole/first holder of the Bond(s) or the last survivor, in case of joint holders for the time being, the Company shall recognize the executor or administrator of the deceased Bondholder, or the holder of succession certificate or other legal representative as having title to the Bond(s). The Company shall not be bound to recognize such executor or administrator, unless such executor or administrator obtains probate, wherever it is necessary, or letter of administration or such holder is the holder of succession certificate or other legal representation, as the case may be, from a Court in India having jurisdiction over the matter. The Company may, in its absolute discretion, where it thinks fit, dispense with production of probate or letter of administration or succession certificate or other legal representation, in order to recognize such holder as being entitled to the Bond(s) standing in the name of the deceased Bondholder on production of sufficient documentary proof or indemnity. However, where nomination has been made by a Bondholder the company shall recognise the nominee so registered by the Bondholder.

Where a non-resident Indian becomes entitled to the Bond by way of succession, the following steps have to be complied with:

a. Documentary evidence to be submitted to the Legacy Cell of the RBI to the effect that the Bond was acquired by the NRI as part of the legacy left by the deceased holder.

b. Proof that the NRI is an Indian National or is of Indian origin. Such holding by the NRI will be on a non-repatriation basis

FUTURE BORROWINGS

Company reserves the right to make further issues of Bonds or raise loans from any source it deems fit on the security or otherwise of its assets without the consent of the Trustees and without any approval from the bondholders of these present bonds.

DECLARATION REGARDING NON-DEFAULT

Company has never defaulted in payment of interest or principal redemption on any of the Bonds issued by it nor has it defaulted in case of non-allotment of Bonds or payment of application money.

NOTICES

Any notice to the Bondholder required to be sent by Company shall be deemed to have been given if sent by registered post /courier to the holders appearing in the most recent records of the RTA.

All notices to be given by the Beneficial Owners of Bonds shall be sent by Registered Post or by Hand Delivery to the Company or such persons, at such address, as may be notified by the Company from time to time.

All communications from bondholders to NEEPCO shall be addressed to:

The Compliance Officer/Company Secretary, North Eastern Electric Power Corporation Limited, Brookland Compound, Lower New Colony, Shillong 793 003

TAX BENEFITS TO THE BONDHOLDERS OF THE COMPANY

The holder(s) of the Bonds are advised to consider in their own case, the tax implications in respect of subscription to the Bonds after consulting their own tax advisor/ counsel.

DISPUTES & GOVERNING LAWS AND JURISDICTION

The Bonds shall be construed to be governed in accordance with Indian laws and rules framed there under. Any dispute between NEEPCO and the bondholders will subject to the jurisdiction of the Shillong High Court.

XXI. SUMMARY TERM SHEET

ISSUER	North Eastern Electric Power Corporation Limited
SECURITY NAME	7.68% NEEPCO PSU Bonds (XVIIIth Series)
TYPE OF INSTRUMENT	Secured, Redeemable Non Convertible Taxable Bonds in nature of Debentures
NATURE OF INSTRUMENT	Secured
SENIORITY	Senior
MODE OF ISSUE	Private placement
ELIGIBLE INVESTORS	Commercial Banks, Co-operative Banks, Urban Cooperative Bank and Regional Rural Bank, Financial Institutions, Companies, including Non Banking Finance Companies and Residuary Non Banking Finance Companies, Body Corporate & Societies registered under the applicable laws in India and authorized to invest in Bonds Provident/ Superannuation/ Gratuity/ Pension Funds and other Trusts authorized to invest in Bonds, Insurance Companies, Mutual Funds, Individuals
NON- ELIGIBLE CLASSES OF INVESTORS	Minors without a guardian name, Qualified Foreign Investors, Foreign Institutional Investors, Foreign Nationals, Persons resident outside India, Venture Capital funds, Overseas Corporate Bodies, Partnership firms, formed under applicable law in India in the name of partners, Hindu Undivided families through Karta, Person ineligible to contract under applicable statutory / regulatory requirements.
LISTING	Proposed to be listed on Wholesale Debt Market (WDM) segment of BSE
CREDIT RATING	ICRA "AA" Stable ; CARE "AA" Stable"
ISSUE SIZE	₹500,00,00,000
OBJECTS OF THE ISSUE	To finance the capital expenditure on various on-going hydro projects of the Corporation in the NER
DETAILS OF THE UTILIZATION OF THE PROCEEDS	To finance the capital expenditure on various on-going hydro projects of the Corporation in the NER
COUPON RATE	7.68% p.a. payable semi-annually
STEP UP/STEP DOWN COUPON RATE	Nil
COUPON PAYMENT FREQUENCY	Half-yearly
COUPON PAYMENT DATES	15th May and 15th November
COUPON TYPE	Fixed
COUPON RESET PROCESS	None
DAY COUNT BASIS	Interest shall be computed on an "actual/actual basis".
INTEREST ON APPLICATION MONEY	At the Coupon Rate from the date of realization of RTGS/ECS/ EFT/ up to one day prior to the Deemed Date of Allotment (subject to deduction of Tax at Source, as applicable)
DEFAULT INTEREST RATE	None
TENURE	8 Years
REDEMPTION DATES	15th May, 2025 and 15th November, 2025
REDEMPTION AMOUNT	50% of Face Value per Bond i.e. ₹5,00,000 per Bond on each redemption date
REDEMPTION PREMIUM	None
ISSUE PRICE	At par
DISCOUNT AT WHICH SECURITY IS ISSUED AND THE EFFECTIVE YIELD AS A RESULT OF SUCH DISCOUNT.	None
PUT OPTION	None
PUT NOTIFICATION TIME	Not applicable
CALL OPTION	On or after the 5th year from the Deemed Date of Allotment, the Issuer may at its sole discretion, after having notified the Trustee not less than **21** calendar days prior to the date of exercise of such Call Option, exercise a call on the outstanding Bonds. The Call Option, which is discretionary, may be exercised on the 5th anniversary date from the Deemed Date of Allotment or on any Coupon Payment Date thereafter.
CALL NOTIFICATION TIME	At least 21 days before the date of exercising the call option
FACE VALUE	₹10,00,000.00 (Rupees ten lakh) per Bond
MINIMUM APPLICATION	Application should be for minimum of five Bonds and thereafter in multiples of one Bond
PAY-IN DATE	15th November, 2017

DEEMED DATE OF ALLOTMENT	15th November, 2017
ISSUANCE MODE OF THE INSTRUMENT	In dematerialized mode only
BUSINESS DAY CONVENTION	"Business Day" shall be a day on which the money market is functioning in Mumbai ***and*** when Commercial Banks are open for business in the city of Shillong. If the coupon payment date of the debt securities, falls on a Sunday or a holiday the coupon payment shall be made on the next working day. If the maturity date of the debt securities, falls on a Sunday or a holiday, the redemption proceeds shall be paid on the previous working day.
RECORD DATE	The day immediately preceding the period of 15 days prior to the interest payment or redemption date.
TRADING MODE OF THE INSTRUMENT	In dematerialized mode only
SETTLEMENT MODE OF THE INSTRUMENT	Payment of interest and repayment of principal shall be made by way of RTGS/ ECS/EFT mechanism
DEPOSITORY	National Securities Depository Limited & Central Depository Services (India) Ltd.
SECURITY	Debentures together with interest costs and all other monies shall be secured by first pari-passu charge on identified Fixed Assets of the company with minimum asset cover of 100% through out the tenure of the debentures.
TRANSACTION DOCUMENTS	The Issuer has executed / shall execute the documents including but not limited to the following in connection with the Issue: 1. Letter of consent from the Trustees 2. Debenture Trusteeship Agreement 3. Rating Agreement with CARE Ltd. and ICRA Ltd. 4. Letter appointing Registrar & Transfer Agent 5. Application to BSE for seeking its in-principle approval for listing of Bonds
CONDITIONS PRECEDENT TO DISBURSEMENT	The subscription from investors shall be accepted for allocation and allotment by the Issuer subject to the following: 1. Rating letter from the aforesaid rating agencies; 2. Letter from the Trustees conveying their consent to act as Trustees for the Bondholder(s); 3. Application to BSE for seeking its in-principle approval for listing of Bonds.
CONDITION SUBSEQUENT TO DISBURSEMENT	The Issuer shall ensure that the following documents are executed/activities are completed as per time frame mentioned elsewhere in this Disclosure Document: 1. Credit of demat account(s) of the allottee(s) by number of Bonds allotted within **2 working days** from the Deemed Date of Allotment; 2. Making application to BSE within 15 days from the Deemed Date of Allotment to list the Bonds and seek listing permission within 20 days from the Deemed Date of Allotment. Besides, the Issuer shall perform all activities, whether mandatory or otherwise, as mentioned elsewhere in this Disclosure Document.
EVENTS OF DEFAULT	(i) Security Creation: In case of delay in execution of Trust Deed and Charge documents, the Company will refund the subscription with agreed rate of interest or will pay penal interest of 2% p.a. over the coupon rate till these conditions are complied with at the option of the investor. (ii) Default in Payment: In case of default in payment of Interest and/or principal redemption on the due dates, additional interest of @ 2% p.a. over the coupon rate will be payable by the Company for the defaulting period. (iii) Delay in Listing: In case of delay in listing of the debt securities beyond 20 days from the deemed date of allotment, the Company will pay penal interest of 1 % p.a. over the coupon rate from the expiry of 30 days from the deemed date of allotment till the listing of such debt securities to the investor.
PROVISIONS RELATED TO CROSS DEFAULT CLAUSE	None.
ROLE AND RESPONSIBILITIES OF DEBENTURE TRUSTEE	As may be specified in the Debenture Trustee Agreement and Debenture Trust Deed to be executed by and between the Issuer and the Trustees
GOVERNING LAW AND JURISDICTION	The Bonds are governed by and shall be construed in accordance with the existing laws of India. Any dispute arising thereof shall be subject to the jurisdiction of district courts of Shillong.

DEBENTURE TRUSTEE	SBICAP Trustee Company Ltd.
REGISTRAR & TRANSFER AGENT	Karvy Computershare Pvt. Ltd.

*** The Company reserves its sole and absolute right to modify (pre-pone/ postpone) the issue opening/ closing/ pay-in date(s) without giving any reasons or prior notice. In such a case, investors shall be intimated about the revised time schedule by the Company. The Company also reserves the right to keep multiple Deemed Date(s) of Allotment at its sole and absolute discretion without any notice.

XXII. SERVICING BEHAVIOR ON EXISTING DEBT SECURITIES AND OTHER BORROWINGS

The Company hereby confirms that:

a) The main constituents of the Company's borrowings have been in the form of borrowings from Financial Institutions, Bonds, etc. and Company has been servicing its principal and interest liabilities on time and there has been no instance of delay or default since inception.
b) The Company has neither defaulted in repayment/ redemption of any of its borrowings nor affected any kind of roll over against any of its borrowings in the past.

XXIII. UNDERTAKING REGARDING COMMON FORM OF TRANSFER

The Bonds shall be transferred subject to and in accordance with the rules/ procedures as prescribed by the NSDL/ CDSL/ Depository Participant of the transferor/ transferee and any other applicable laws and rules notified in respect thereof. The normal procedure followed for transfer of securities held in dematerialized form shall be followed for transfer of these Bonds held in electronic form. The seller should give delivery instructions containing details of the buyer's DP account to his depository participant.

The transferee(s) should ensure that the transfer formalities are completed prior to the Record Date. In the absence of the same, interest will be paid/ redemption will be made to the person, whose name appears in the records of the Depository. In such cases, claims, if any, by the transferee(s) would need to be settled with the transferor(s) and not with the Company.

The Company undertakes that it shall use a common form/ procedure for transfer of Bonds issued under terms of this Disclosure Document.

XXIV. MATERIAL EVENT, DEVELOPMENT OR CHANGE AT THE TIME OF ISSUE

The Company hereby declares that there has been no material event, development or change at the time of issue which may affect the issue or the investor's decision to invest/ continue to invest in the debt securities of the Company.

XXV. PERMISSION/ CONSENT FROM PRIOR CREDITORS

The Company hereby confirms that it is entitled to raise money through current issue of Bonds without the consent/ permission/ approval from the Bondholders/ Trustees/ Lenders/ other creditors of the Company. The Company hereby undertakes that it shall seek consent from the existing charge holders for creating of security for the Bonds on pari-passu basis. In future, the Debenture Holder shall provide consent to create pari-passu charge subject to Company's complying with the requisite terms of the bond issue.

XXVI. MATERIAL CONTRACTS & DOCUMENTS

By the very nature of its business, NEEPCO is involved in a large number of transactions and therefore it may not be possible to furnish details of all material contracts and agreements involving financial obligations of NEEPCO. However, the contracts referred to below (not being contracts entered into in the ordinary course of the business carried on by NEEPCO) which are or may be deemed to be material have been entered into by NEEPCO. Copies of these contracts together with the copies of documents referred below may be inspected at the Head Office of NEEPCO between 10.00 a.m. and 2.00 p.m. on any working day until the issue closing date.

a) Copy of consent letter of Karvy Computershare Pvt. Ltd. for acting as Registrars to the Issue.
b) Copy of consent letter from SBICAP Trustee Company Ltd. to act as Trustees to the Bondholders
c) Memorandum and Articles of Association of NEEPCO as amended from time to time.
d) Board Resolution dated **8th May, 2017** and Special AGM Resolution dated **22nd September, 2017** authorizing issue of Bonds offered under terms of this PPOL.
e) In-principle approval from BSE for of listing of Bonds.
f) Letters from ICRA Ltd. dated **9th October, 2017** and CARE Ltd. dated **7th November, 2017** conveying the Credit Rating for the Bonds of NEEPCO along with the corresponding Rating Rationales
g) Tripartite Agreement between NEEPCO, NSDL & Karvy Computershare Pvt. Ltd. for issue of Bonds in Dematerialized form.
h) Tripartite Agreement between NEEPCO, CDSL and Karvy Computershare Pvt. Ltd. for issue of Bonds in Dematerialized form

DECLARATION

It is hereby declared that this Private Placement Offer Letter contains full disclosures in accordance with the Securities & Exchange Board of India (Issue and Listing of Debt Securities) Regulations, 2008 issued vide Circular No. LADNRO/GN/2008/13/127878 dated June 06, 2008 as well as the Companies (Prospectus & Allotment of Securities) Rules 2014.

The Company also confirms that this Private Placement Offer Letter does not omit disclosure of any material fact which may make the statements made therein, in light of the circumstances under which they are made, misleading. The Private Placement Offer Letter also does not contain any false or misleading statement.

The Company accepts no responsibility for the statement made otherwise than in the Private Placement Offer Letter or in any other material issued by or at the instance of the Company and that anyone placing reliance on any other source of information would be doing so at his own risk.

Signed pursuant to the authority granted by Board of Directors on 8th May, 2017 and the Shareholders of the Company on 22nd September, 2017.

for North Eastern Electric Power Corporation Limited.

(M. Shiva Shanmuganathan)
Director (Finance)
Place: New Delhi
Date: 9th November, 2017

Annexures:

a) Board Resolution dated 8th May, 2017 and Special EGM Resolution dated 22nd September, 2017 authorizing issue of Bonds offered under terms of this PPOL.
b) Letter of consent from SBICAP Trustee Company Limited for acting as Trustees for and on behalf of the holder(s) of the Bonds.
c) Letter of consent from Karvy Computershare Pvt. Limited for acting as Registrars to the Issue.
d) In-principle approval from BSE for of listing of Bonds.
e) Letters from ICRA Ltd. dated 9th October, 2017 and CARE Ltd. dated 7th November, 2017 conveying the Credit Rating for the Bonds.
f) Consent Letter from State Bank of India to act as a Bankers to the Issue
g) Application Form & Instructions

ANNEXURE-IX

[BY COURIER]

नॉर्थ ईस्टर्न इलेक्ट्रिक पावर कॉर्पोरेशन लिमिटेड
(मिनि रत्न, कैटेगरी-I, भारत सरकार उद्यम)
NORTH EASTERN ELECTRIC POWER CORPORATION LTD.
(A Mini Ratna, Category- I, Govt. of India Enterprise)
COMMERCIAL DEPARTMENT

ISO 9001:2015 & 14001:2015
ISO 45001-2018

No. : NEEPCO/ED(COMML)/F-41/2023-24/117

Date: 21.04.2023

The Secretary,
Central Electricity Regulatory Commission,
3rd and 4th Floor, Chanderlok Building,
36, Janpath, New Delhi – 110001.

Sub : Payment of Annual Application Fees for Determination of Tariff for Financial Year 2023 – 24.

Sir/Madam,

In compliance of Regulation 3 (Fee for Application for Determination of Tariff) of the Central Electricity Regulatory Commission (Payment of Fees) Regulations, 2012, the Application Fees of amount of **Rs.90,28,800.00 (Rupees Ninety Lakhs Twenty Eight Thousand Eight Hundred) only** payable for the Financial Year **2023 – 24** in respect of the following generating stations of NEEPCO:

Name of the Generating Station	Installed Capacity (MW)	Applicable Fees (Rs.)
Kopili Hydro Electric Plant	200	8,80,000.00
Kopili - II Hydro Electric Plant	25	1,10,000.00
Khandong Hydro Electric Plant	50	2,20,000.00
Doyang Hydro Electric Plant	75	3,30,000.00
Panyor Lower Hydro Electric Plant	405	17,82,000.00
Pare Hydro Electric Plant	110	4,84,000.00
Tuirial Hydro Electric Plant	60	2,64,000.00
Kameng Hydro Electric Plant	600	26,40,000.00
Assam Gas Based Power Plant	291	12,80,400.00
Agartala Gas Turbine Combined Cycle Power Plant	135	5,94,000.00
Tripura Gas Based Power Plant	101	4,44,400.00
TOTAL	**2052**	**90,28,800.00**

The duly filled in Form – I is enclosed herewith containing at **Sl.16** the details of the Application fees remitted, as follows :

Transaction Id, Reference no./ Payment ID	Date of Remittance	Amount Remitted (Rs.)
INB17213287639CHM3589277	20th April 2023	90,28,800.00

Kindly acknowledge receipt of the same,

Thanking you,

Yours faithfully,

Chief General Manager (E/M), (Commercial),
O/o the Executive Director (Commercial),

कॉरपोरेट कार्यालय : ब्रुकलैंड कम्पाउण्ड, लोअर न्यू कॉलोनी, शिलांग
Corporate Office : Brookland Compound, Lower New Colony, Shillong - 793 003
दूरभाष/ Tel. : 0364-2226091 | 2505879 | 2501903 | 2502216 ☐ फैक्स/Fax No. : 0364-2225035
वेबसाइट/ Website : www.neepco.co.in ☐ ई-मेल/E-mail : neepcocommercial@gmail.com | CIN- U4010ML1976G01001658

स्वहित एवं राष्ट्रहित में ऊर्जा बचाएं / Save Energy for Benefit of Self and Nation

FORM - I

1.Name of the Petitioner/Applicant	**NORTH EASTERN ELECTRIC POWER CORPORATION Ltd. [NEEPCO Ltd.]**
2. Address of the Petitioner/Applicant	Brookland Compound, Lower New Colony, Shillong – 793003.
3. Subject Matter	**CERC Application Fees for Financial Year 2023– 24.**
4. Petition No., or Application No, if any	As applicable.
5. Details of generation assets (a) Generating station/units	1. Kopili Hydro Electric Plant 200 MW 12.07.1997 2. Kopili – II Hydro Electric Plant 25 MW 26.07.2004 3. Khandong Hydro Electric Plant 50 MW 04.05.1984 4. Doyang Hydro Electric Plant 75 MW 08.07.2000 5. Panyor Lower Hydro Electric Plant 405 MW 12.04.2002 6. Pare Hydro Electric Plant 110 MW 28.05.2018 7. Tuirial Hydro Electric Plant 60 MW 30.01.2018 8. Kameng Hydro Electric Plant 600 MW 12.02.2021 9. Assam Gas Based Power Plant 291 MW 01.04.1999 10. Agartala Gas Turbine Combined Cycle Power Plant 135 MW 01.09.2015 11. Tripura Gas Based Power Plant 101 MW 31.03.2017
(b) Capacity in MW (c) Date of commercial operation (d) Period for which fee paid (e) Amount of fee paid (f) Surcharge, if any	**2052 MW** As mentioned at Sl. 5 (a) above. **Financial Year 2023 – 24.** **Rs.90,28,800.00 (Rupees Ninety Lakhs Twenty Eight Thousand Eight Hundred) only**
6. Details of transmission assets (a) Transmission line and sub-stations (b) Date of commercial operation (c) Period for which fee paid (d) Amount of fee paid (e) Surcharge, if any	Not Applicable
7. Fee paid for Adoption of tariff for (a) Generation asset (b) Transmission asset	**Generation asset**
8. Application fee for licence (a) Trading licence (b) Transmission licence (c) Period for which paid (d) Amount of fee paid	Not Applicable
9. Fees paid for Miscellaneous Petition	Not Applicable
10. Fees paid for Interlocutory Application	Not Applicable
11.Fees paid for Regulatory Compliance Petition	Not Applicable
12.Fees paid for Review Application	Not Applicable
13. Licence fees for inter-State Trading (a) Category (b) Period (c) Amount of fee paid (d) Surcharge, if any	Not Applicable
14. Licence fees for inter-State Transmission (a) Expected/Actual transmission charge (b) Period (c) Amount of fee calculated as a percentage of transmission charge. (d) Surcharge, if any	Not Applicable
15. Annual Registration Charge for Power Exchange/OTC Platform (a) Period (b) Amount of turnover (c) Fee paid (d) Surcharge, if any	Not Applicable
16. Details of fee remitted (a). Transaction Id, Reference no./Payment ID (b) Date of remittance (c) Amount remitted	**INB17213287639CHM3589277** **Payment through the SAUDAMINI e-filing portal** **20th APRIL 2023** **Rs.90,28,800.00 (Rupees Ninety Lakhs Twenty Eight Thousand Eight Hundred) only**
Note: While Sl.No.1 to Sl. No.3 and Sl. No.16 are compulsory, the rest may be filled up as applicable	
Signature of the Authorised Signatory with date	(Devapriya Choudhury) Chief General Manager (E) कार्यपालक निदेशक (वाणिज्यिक) का कार्यालय O/o Executive Director (Comml) नीपको लि., शिलांग NEEPCO Ltd., Shillong

ANNEXURE - X

भारतीय गैर न्यायिक

भारत

पचास रुपये

FIFTY RUPEES

रु.50

Rs.50

सत्यमेव जयते

INDIA

INDIA NON JUDICIAL

177764

मेघालय MEGHALAYA

POWER SUPPLY AGREEMENT
BETWEEN
NORTH EASTERN ELECTRIC POWER CORPORATION LIMITED
AND
MEGHALAYA POWER DISTRIBUTION CORPORATION LIMITED,

THIS POWER PURCHASE AGREEMENT is entered into on this **24th** day of **October Two Thousand Eighteen (24-10-2018)** between **North Eastern Electric Power Corporation Limited** , a Company incorporated under the Companies Act, 1956, having there registered office at Brookland Compound, Lower New Colony, Shillong-793003 (hereinafter referred to as **"NEEPCO",** which expression shall unless repugnant to the context or meaning thereof include their successors and assigns) as party of the first part and **Meghalaya Power Distribution Corporation Limited, Meghalaya** represented through the **Director (Distribution)** (hereinafter referred to as **"Bulk Power Customer",** which expressions shall unless repugnant to the context shall include their respective successors and assigns) as party of the second part.

WHEREAS NEEPCO is the Generating Company of Government of India and shall own and operate the **Kameng Hydro Electric Project (600 MW)** and the Bulk Power Customer shall off-take the power as allocated by the Ministry of Power, Government of India from the Kameng Hydro Electric Project.

Now, therefore, in consideration of the premises and mutual covenant and conditions set forth herein, it is hereby agreed by the parties hereto as follows:

24-10-2018

1.0 DEFINITIONS:

The words/expressions used in this Agreement, unless repugnant to the context, shall have the same meanings, as respectively assigned to them by the Electricity Act, 2003, as amended from time to time. The words/expressions mentioned below shall have the same meanings as respectively assigned to them hereunder:

a.	Month	:	Means English calendar month.
b.	Year	:	Means financial year commencing on 1st April and ending on 31st March.
c.	Project	:	Means Kameng Hydro Electric Project in the District of West Kameng, in the State of Arunachal Pradesh, owned & to be operated by NEEPCO.
d.	Energy	:	Means the Electrical Energy.
e.	Power	:	Means the Electrical Power.
f.	REA	:	Means a monthly statement prepared by the North Eastern Regional Power Committee (NERPC), showing Regional Energy Accounting for each State of North Eastern Region for the purpose of billing.
g.	LC	:	Means Letter of Credit.
h.	CERC	:	Means Central Electricity Regulatory Commission.
i.	GOI	:	Means Government of India
j.	IEGC	:	Means Indian Electricity Grid Code.
k.	MOP	:	Means Ministry of Power.
l.	Outage	:	Means the State of component of the Project, when it is not available to perform its intended function due to some event directly associated with that component.
m.	NERPC	:	Means North Eastern Regional Power Committee.
n.	NERLDC	:	Means North Eastern Regional Load Despatch Centre.
o.	DPR	:	Detailed Project Report as submitted to MOP at ***March, 2015 Price level***.

2.0 INSTALLED CAPACITY & ALLOCATION OF POWER:

2.1 The installed capacity of Kameng Hydro Electric Project shall be 600 MW. The installed capacity is, however, subject to de-rating/up-rating, as determined from time to time by CEA or any other agency authorised to do so.

2.2 The allocation of power from the project among the Bulk Power Customers shall be in accordance with the instructions regarding allocation of power issued/or to be issued by the MOP, Govt. of India from time to time which shall form an integral part of this Agreement.

2.3 The Generating Units will be declared commercially operative by NEEPCO in accordance with the guidelines specified/to be specified by GOI/CEA/CERC. The date of commercial operation of the each of the units of Kameng Hydro Electric project will be an integral part of this Agreement.

3.0 GENERAL OBLIGATIONS:

3.1 NEEPCO is a Generating Company, as defined under Section 2(28) of the Electricity Act,2003 and shall perform duties, as defined under section 10 of the Electricity Act,2003 for supply of Electricity to the Bulk Power Customer.

3.2 The energy to be supplied under this agreement shall be in the form of 3- Phase, 50 Hertz, Alternating Current, at a Voltage of 400 KV or as the case may be. The frequency and voltage of energy shall be subject to fluctuations as per provisions contained in IEGC and as amended from time to time except for the reasons and circumstances beyond the reasonable control of NEEPCO. The supply of energy to Bulk Power Customer is subject to outages as may be necessary on account of shutdown of the generating units of the project and associated transmission system for inspection, maintenance or repair or any other reason beyond the reasonable control of NEEPCO. The periodicity and duration of such outages shall be such as may be determined by NEEPCO in consultation with NERPC/NERLDC.

4.0 DELIVERY POINT / EVACUATION OF POWER FROM NEEPCO STATION.

400 kV Bus bar or any other point designated at the Project shall be the delivery point for supply of energy to the Bulk Power Customer. Evacuation of power from the delivery point of the project shall be through the transmission system of POWER GRID or any other agency as the case may be. The Bulk Power Customer shall make arrangements separately with the concerned agency for evacuation of power & payments of evacuation charges etc. and NEEPCO shall not be responsible for the same in any manner.

5.0 METERING ARRANGEMENTS:

Metering arrangements, including its installation, testing, maintenance of and collection, transmission and processing of data required for energy accounting shall be governed as per the notification/directives issued by CERC from time to time and as per relevant provisions contained in IEGC, as amended from time to time.

6.0 ACCOUNTING OF ENERGY:

The quantum of energy sold to the Bulk Power Customer out of the energy available for sale shall be the energy as indicated in the REA issued by NERPC. The REA, including amendments, if any, as issued by NERPC shall form the basis for billing and shall be binding on both the parties.

7.0 TARIFF:

7.1 The tariff to be charged and its associated terms and conditions for the energy to be supplied by NEEPCO from the Project shall be determined by CERC and NEEPCO shall file tariff petition before CERC within 6 (six) month from the Date of Commercial Operation of the Project.

7.2 Till such time the tariff is determined by CERC, NEEPCO shall work out the provisional tariff on the basis of estimated completion cost of the Project and as per

the CERC (Terms & Conditions of Tariff) Regulations, as applicable from time to time. NEEPCO shall inform the Bulk Power Customer of such provisional tariff and both the parties shall mutually agree to the provisional tariff for the purpose of billing on provisional basis, subject to adjustment, as soon as the final tariff is determined by CERC.

7.3 In addition to the energy tariff, the Bulk Power Customer shall also be liable to pay to NEEPCO, in accordance with any law in force, all payments payable by it on account of,taxes, duties, cess, levy, fees etc., levied or to be levied in future by the GOI or any other statutory authority, in respect of generation, transmission and supply of energy including, activities incidental and ancillary thereto.

8.0 BILLING:

8.1 NEEPCO shall prepare bills for the energy supplied to the Bulk Power Customer on the basis of REA issued by NERPC ***and as per prevailing CERC Tariff Regulations,*** and the Bulk Power Customer shall accept these bills for payment.

8.2 In case the Bulk Power Customer has any objection as to the accuracy of any bill(s), it shall lodge a written objection with NEEPCO within 15 (fifteen) days of presentation of such bill(s). On such objection being upheld by NEEPCO, the same shall be rectified within a period of 30 (thirty) days from the date of receipt of written objection and necessary effect to the same shall be given in the subsequent bill(s). However, payment of the bills originally submitted by NEEPCO should not be kept withheld by the Bulk Power Customer.

The settlement of all disputed dues shall be governed as per the directives of CERC/GOI as issued from time to time and the same shall form an integral part of this agreement.

9.0 PAYMENT:

9.1 For the 1st 12 (twelve) months of operation, NEEPCO shall raise the bills as per clause-7.2 & 8.1 of this Agreement against energy supplied and the Bulk Power Customer shall pay the bill within 30 (thirty) days from the date of the billing every month. After the 1st 12 (twelve) months of operation, the Bulk Power Customer shall establish a confirmed, revolving, irrevocable Letter of Credit in favour of NEEPCO for an amount equivalent to 105 percent of their average monthly billing of preceding 12 (twelve) months with appropriate bank, ***negotiating Bank at Shillong*** as mutually acceptable to the parties. All the bank charges towards establishment of the LC shall be borne by the Bulk Power Customer.

9.2 NEEPCO shall present the bill(s) to the ***negotiating Bank*** with a copy to the Bulk Power Customer. The bill(s), so presented by NEEPCO, shall be paid by the Bank immediately on presentation.

9.3 Notwithstanding what is contained above, if the bill(s) are not paid by Bulk Power Customer to NEEPCO within 60 (sixty) days from the date of billing, NEEPCO shall

have the liberty to regulate the supply to the Bulk Power Customer in accordance with the directives/guidelines issued by CERC/GOI from time to time.

10.0 SURCHARGE ON LATE PAYMENT AND REBATE:

10.1 The provision for levy of surcharge shall be governed as per the notification/directives/guidelines issued/to be issued by CERC/GOI from time to time as per prevailing statutes and same shall form an integral part of this agreement.

10.2 The provision for allowing rebate shall be regulated as per notification/directives/guidelines issued by CERC/GOI from time to time and the same shall form an integral part of this agreement.

11.0 ARBITRATION:

11.1 All questions, differences or disputes between the parties arising out of or in connection with this Agreement save and except as provided under Clause-6.0 of this Agreement to the extent of power vested with NERPC, shall be settled through arbitration in accordance with the provision of Arbitration and Conciliations Act, 1996 and amendment thereof issued from time to time. However, before referring the matter to arbitration, efforts shall be made by the parties to settle the disputes through mutual discussion and conciliation within a period of 90 days.

In the event the parties are unable to resolve any dispute, controversy or claim relating to or arising under this agreement as stated above, which are falling under provisions of Electricity Act'2003, the same shall be dealt in accordance with the provisions under section 79(f) and 158 of the said Act.

11.2 Notwithstanding the existence of any question, disputes and differences referred to arbitration, the parties hereto shall continue to perform their respective obligations under this Agreement.

12.0 FORCE MAJEURE:

Both the parties shall ensure compliance of the terms of this agreement. However, no party shall be liable for any loss or damage whatsoever arising out of failure to carry out the terms of this Agreement to the extent that such failure is due to Force Majeure events, such as rebellion, mutiny, civil commotion, riot, strike, lock out, epidemic, plague, fire, explosion, flood, drought, cyclone, lightening, earthquake, war or other forces, accident, landslide, sabotage, communal violence, terrorism, malicious act of kidnapping or act of God. But, any party claiming the benefit of this clause shall satisfy the other party of the existence of such an event(s).

13.0 DURATION OF AGREEMENT:

This Agreement shall come into force from the date of signing and shall remain in force for 35(thirty-five) years from the Date of Commercial Operation of the last unit of the Project, provided that this Agreement may be mutually extended, renewed or replaced by another Agreement on such terms and for such further period of time, as the parties may mutually agree to. However, the provisions of this Agreement shall

continue to operate till this Agreement is formally renewed, extended or replaced, in case the Bulk Power Customer continues to get power from the Project even after expiry of this Agreement without further renewal or formal extension thereof.

14.0 NOTICES:

All notices required or referred to under this Agreement shall be in writing and signed by the authorities mentioned herein below, unless otherwise notified by the respective parties. Each such notice shall be deemed to have been duly served by any of the parties, if the same is delivered or sent by Registered Mail / Speed Post to the other party.

A. TO / FROM NEEPCO :

The Executive Director (Commercial),
NEEPCO Ltd., Brookland Compound,
Lower New Colony, Shillong-793 003

With a copy to:

The Head of Project,
Kameng Hydro Electric Project (KaHEP),
District: West Kameng,
Arunachal Pradesh.

B. TO / FROM Bulk Power Customer:

Director (Distribution),
Meghalaya Power Distribution Corporation Limited (MePDCL),
Meghalaya
Lum Jingshai, Short Round Road,
Shillong- 793 001.

15.0 IMPLEMENTATION OF THE AGREEMENT:

All discretions to be exercised and directions, approvals, consents and notices to be given and actions to be taken under these presents unless otherwise expressly provided herein, shall be exercised and given by the signatories to this Agreement or by the authorised representative(s) that each party may nominate in this behalf and notify in writing to the other party by Registered Post from time to time. Nomination of authorised representative(s) shall be informed likewise in writing by the Bulk Power Customer within one month of signing of this Agreement.

It is specifically agreed that this Agreement shall supersede all previous discussions and meetings held and correspondence exchanged between Bulk Power Customer and NEEPCO in respect of this Agreement and any decisions arrived at therein in the past and before signing of this Agreement if repugnant to the provisions made herein and will have no relevance with reference to matters covered under this Agreement and no

reference of such discussions or meetings or past correspondence etc. shall be entertained for interpreting that Agreement or its implementation.

In WITNESS WHEREOF the parties have executed these presents through their duly authorised representatives caused on the day month and year first above written.

24.10.18

(Debjani Dey)
General Manager (Commercial)
For and on behalf of
North Eastern Electric Power Corporation Limited

महाप्रबंधक (वा.)
General Manager (EL)
कार्यपालक निदेशक (वाणिज्यिक) का कार्यालय
O/o The Executive Director (Comml)
नीपको लि., शिलांग
NEEPCO Ltd., Shillong

WITNESS:

1.

24-10-2018

(MUNIN CHOUDHURY)
वरि. प्रबंधक (वि.)
Sr. Manager(E)
कार्यपालक निदेशक (वाणिज्यिक) का कार्यालय
O/o the Executive Director (Comml)
नीपको लि., शिलांग
NEEPCO Ltd., Shillong

(K. N. War)
Director (Distribution)
For and on behalf of
Meghalaya Power Distribution Corporation Limited

Director(Distribution)
Me.P.D.C.L
Lumjingshai,Shillong-1

WITNESS:

1.

24/10/18

(E. B. KHARMUJAI)

Chief Engineer (Commercial)
Meghalaya Power Distribution Corporation Limited
Lumjingshai, Shillong - 793001

भारतीय गैर न्यायिक

एक सौ रुपये Rs. 100

रु. 100 ONE HUNDRED RUPEES

सत्यमेव जयते

भारत INDIA

INDIA NON JUDICIAL

उत्तर प्रदेश UTTAR PRADESH

DT 932729

11 JUL 2017

POWER SUPPLY AGREEMENT
BETWEEN
NORTH EASTERN ELECTRIC POWER CORPORATION LIMITED
AND
U.P. POWER CORPORATION LIMITED

THIS POWER PURCHASE AGREEMENT is entered into on this 24th day of July Two Thousand Seventeen between **North Eastern Electric Power Corporation Limited**, a Company incorporated under the Companies Act, 1956, having their registered office at Brookland Compound, Lower New Colony, Shillong-793003 (hereinafter referred to as **"NEEPCO"**, which expression shall unless repugnant to the context or meaning thereof include their successors and assigns) as party of the first part and **U.P. Power Corporation Limited, 14-Ashok Marg, Lucknow, Uttar Pradesh** (hereinafter referred to as **"Bulk Power Customer"**, which expressions shall unless repugnant to the context shall include their respective successors and assigns) as party of the second part.

WHEREAS NEEPCO is the Generating Company of Government of India and shall own and operate the **Kameng Hydro Electric Project (600 MW)** and the Bulk Power Customer shall off-take the power as allocated by the Ministry of Power, Government of India from the Kameng Hydro Electric Project.

Now, therefore, in consideration of the premises and mutual covenant and conditions set forth herein, it is hereby agreed by the parties hereto as follows:

1.0 DEFINITIONS:

The words/expressions used in this Agreement, unless repugnant to the context, shall have the same meanings, as respectively assigned to them by the Electricity Act, 2003, as

amended from time to time. The words/expressions mentioned below shall have the same meanings as respectively assigned to them hereunder:

a.	Month	:	Means English calendar month.
b.	Year	:	Means financial year commencing on 1st April and ending on 31st March.
c.	Project	:	Means Kameng Hydro Electric Project in the District of West Kameng, in the State of Arunachal Pradesh, owned & to be operated by NEEPCO.
d.	Energy	:	Means the Electrical Energy.
e.	Power	:	Means the Electrical Power.
f.	REA	:	Means a monthly statement prepared by the North Eastern Regional Power Committee (NERPC), showing Regional Energy Accounting for each State of North Eastern Region for the purpose of billing.
g.	LC	:	Means Letter of Credit.
h.	CERC	:	Means Central Electricity Regulatory Commission.
i.	GOI	:	Means Government of India
j.	IEGC	:	Means Indian Electricity Grid Code.
k.	MOP	:	Means Ministry of Power.
l.	Outage	:	Means the State of component of the Project, when it is not available to perform its intended function due to some event directly associated with that component.
m.	NERPC	:	Means North Eastern Regional Power Committee.
n.	NERLDC	:	Means North Eastern Regional Load Despatch Centre.
o.	DPR	:	Detailed Project Report as submitted to MOP at March, 2015 Price level.

2.0 INSTALLED CAPACITY & ALLOCATION OF POWER:

2.1 The installed capacity of Kameng Hydro Electric Project shall be 600 MW. The installed capacity is, however, subject to de-rating/up-rating, as determined from time to time by CEA or any other agency authorised to do so.

2.2 The allocation of power from the project among the Bulk Power Customers shall be in accordance with the instructions regarding allocation of power issued/or to be issued by the MOP, Govt. of India from time to time which shall form an integral part of this Agreement.

2.3 The Generating Units will be declared commercially operative by NEEPCO in accordance with the guidelines specified/to be specified by GOI/CEA/CERC. The date of commercial operation of the each of the units of Kameng Hydro Electric project will be an integral part of this Agreement.

3.0 GENERAL OBLIGATIONS:

3.1 NEEPCO is a Generating Company, as defined under Section 2(28) of the Electricity Act,2003 and shall perform duties, as defined under section 10 of the Electricity Act,2003 for supply of Electricity to the Bulk Power Customer.

3.2 The energy to be supplied under this agreement shall be in the form of 3- Phase, 50 Hertz, Alternating Current, at a voltage of 400 KV or as the case may be. The frequency and voltage of energy shall be subject to fluctuations as per provisions contained in IEGC and as amended from time to time except for the reasons and circumstances beyond the reasonable control of NEEPCO. The supply of energy to Bulk Power Customer is subject to outages as may be necessary on account of shutdown of the generating units of the project and associated transmission system for inspection, maintenance or repair or any other reason beyond the reasonable control of NEEPCO. The periodicity and duration of such outages shall be such as may be determined by NEEPCO in consultation with NERPC/NERLDC.

4.0 DELIVERY POINT / EVACUATION OF POWER FROM NEEPCO STATION.

400 kV Bus bar or any other point designated at the Project shall be the delivery point for supply of energy to the Bulk Power Customer. Evacuation of power from the delivery point of the project shall be through the transmission system of POWER GRID or any other agency as the case may be. The Bulk Power Customer shall make arrangements separately with the concerned agency for evacuation of power & payments of evacuation charges etc. and NEEPCO shall not be responsible for the same in any manner.

5.0 METERING ARRANGEMENTS:

Metering arrangements, including its installation, testing, maintenance of and collection, transmission and processing of data required for energy accounting shall be governed as per the notification/directives issued by CERC from time to time and as per relevant provisions contained in IEGC, as amended from time to time.

6.0 ACCOUNTING OF ENERGY:

The quantum of energy sold to the Bulk Power Customer out of the energy available for sale shall be the energy as indicated in the REA issued by NERPC. The REA, including amendments, if any, as issued by NERPC shall form the basis for billing and shall be binding on both the parties.

7.0 TARIFF:

7.1 The tariff to be charged and its associated terms and conditions for the energy to be supplied by NEEPCO from the Project shall be determined by CERC and NEEPCO shall file tariff petition before CERC within 6 (six) month from the Date of Commercial Operation of the Project.

7.2 Till such time the tariff is determined by CERC, NEEPCO shall work out the provisional tariff on the basis of estimated completion cost of the Project and as per the CERC (Terms & Conditions of Tariff) Regulations, as applicable from time to time. NEEPCO shall inform the Bulk Power Customer of such provisional tariff

and both the parties shall mutually agree to the provisional tariff for the purpose of billing on provisional basis, subject to adjustment, as soon as the final tariff is determined by CERC.

7.3 In addition to the energy tariff, the Bulk Power Customer shall also be liable to pay to NEEPCO, in accordance with any law in force, all payments payable by it on account of taxes, duties, cess, levy, fees etc., levied or to be levied in future by the GOI or any other statutory authority, in respect of generation, transmission and supply of energy including, activities incidental and ancillary thereto.

8.0 BILLING:

8.1 NEEPCO shall prepare bills for the energy supplied to the Bulk Power Customer on the basis of REA issued by NERPC ***and as per prevailing CERC Tariff Regulations***, and the Bulk Power Customer shall accept these bills for payment.

8.2 In case the Bulk Power Customer has any objection as to the accuracy of any bill(s), it shall lodge a written objection with NEEPCO within 15 (fifteen) days of presentation of such bill(s). On such objection being upheld by NEEPCO, the same shall be rectified within a period of 30 (thirty) days from the date of receipt of written objection and necessary effect to the same shall be given in the subsequent bill(s). However, payment of the bills originally submitted by NEEPCO should not be kept withheld by the Bulk Power Customer.

The settlement of all disputed dues shall be governed as per the directives of CERC/GOI as issued from time to time and the same shall form an integral part of this agreement.

9.0 PAYMENT:

9.1 For the 1st 12 (twelve) months of operation, NEEPCO shall raise the bills as per clause-7.2 & 8.1 of this Agreement against energy supplied and the Bulk Power Customer shall pay the bill within 30 (thirty) days from the date of the billing every month. After the 1st 12 (twelve) months of operation, the Bulk Power Customer shall establish a confirmed, revolving, irrevocable Letter of Credit in favour of NEEPCO for an amount equivalent to 105 percent of their average monthly billing of preceding 12 (twelve) months with appropriate bank, ***negotiating Bank at Shillong*** as mutually acceptable to the parties. All the bank charges towards establishment of the LC shall be borne by the Bulk Power Customer.

9.2 NEEPCO shall present the bill(s) to the ***negotiating Bank*** with a copy to the Bulk Power Customer. The bill(s), so presented by NEEPCO, shall be paid by the Bank immediately on presentation.

9.3 Notwithstanding what is contained above, if the bill(s) are not paid by Bulk Power Customer to NEEPCO within 60 (sixty) days from the date of billing, NEEPCO shall have the liberty to regulate the supply to the Bulk Power Customer in accordance with the directives/guidelines issued by CERC/GOI from time to time.

7

10.0 SURCHARGE ON LATE PAYMENT AND REBATE:

10.1 The provision for levy of surcharge shall be governed as per the notification/directives/guidelines issued/to be issued by CERC/GOI from time to time as per prevailing statutes and same shall form an integral part of this agreement.

10.2 The provision for allowing rebate shall be regulated as per notification/directives/guidelines issued by CERC/GOI from time to time and the same shall form an integral part of this agreement.

11.0 ARBITRATION:

11.1 All questions, differences or disputes between the parties arising out of or in connection with this Agreement save and except as provided under Clause-6.0 of this Agreement to the extent of power vested with NERPC, shall be settled through arbitration in accordance with the provision of Arbitration and Conciliations Act, 1996 and amendment thereof issued from time to time. However, before referring the matter to arbitration, efforts shall be made by the parties to settle the disputes through mutual discussion and conciliation within a period of 90 days.

In the event the parties are unable to resolve any dispute, controversy or claim relating to or arising under this agreement as stated above, which are falling under provisions of Electricity Act'2003, the same shall be dealt in accordance with the provisions under section 79(f) and 158 of the said Act.

11.2 Notwithstanding the existence of any question, disputes and differences referred to arbitration, the parties hereto shall continue to perform their respective obligations under this Agreement.

12.0 FORCE MAJEURE:

Both the parties shall ensure compliance of the terms of this agreement. However, no party shall be liable for any loss or damage whatsoever arising out of failure to carry out the terms of this Agreement to the extent that such failure is due to Force Majeure events, such as rebellion, mutiny, civil commotion, riot, strike, lock out, epidemic, plague, fire, explosion, flood, drought, cyclone, lightening, earthquake, war or other forces, accident, landslide, sabotage, communal violence, terrorism, malicious act of kidnapping or act of God. But, any party claiming the benefit of this clause shall satisfy the other party of the existence of such an event(s).

13.0 DURATION OF AGREEMENT:

This Agreement shall come into force from the date of signing and shall remain in force for 35(thirty five) years from the Date of Commercial Operation of the last unit of the Project,provided that this Agreement may be mutually extended, renewed or replaced by another Agreement on such terms and for such further period of time, as the parties may mutually agree to. However, the provisions of

this Agreement shall continue to operate till this Agreement is formally renewed, extended or replaced, in case the Bulk Power Customer continues to get power from the Project even after expiry of this Agreement without further renewal or formal extension thereof.

14.0 NOTICES:

All notices required or referred to under this Agreement shall be in writing and signed by the authorities mentioned herein below, unless otherwise notified by the respective parties. Each such notice shall be deemed to have been duly served by any of the parties, if the same is delivered or sent by Registered Mail / Speed Post to the other party.

A. TO / FROM NEEPCO :

The Executive Director (Commercial),
NEEPCO Ltd., Brookland Compound,
Lower New Colony, Shillong-793 003

With a copy to:

The Head of Project,
Kameng hydro Electric Project,
District: West Kameng,
Arunachal Pradesh.

B. TO / FROM Bulk Power Customer:

Chief Engineer(PPA)
U.P.Power Corporation Limited,
Shakti Bhawan Extension,
14 Ashok Marg,Lucknow-226 001.
E Mail: spatcircle2010@gmail .com,
Tele Fax No. 0522 2218659.

15.0 IMPLEMENTATION OF THE AGREEMENT:

All discretions to be exercised and directions, approvals, consents and notices to be given and actions to be taken under these presents unless otherwise expressly provided herein, shall be exercised and given by the signatories to this Agreement or by the authorised representative(s) that each party may nominate in this behalf and notify in writing to the other party by Registered Post from time to time.

Nomination of authorised representative(s) shall be informed likewise in writing by the Bulk Power Customer within one month of signing of this Agreement.

It is specifically agreed that this Agreement shall supersede all previous discussions and meetings held and correspondence exchanged between Bulk Power Customer and NEEPCO in respect of this Agreement and any decisions arrived at therein in the past and before signing of this Agreement if repugnant to the provisions made herein and will have no relevance with reference to matters covered under this Agreement and no reference of such discussions or meetings or past correspondence etc. shall be entertained for interpreting that Agreement or its implementation.

In WITNESS WHEREOF the parties have executed these presents through their duly authorised representatives caused on the day month and year first above written.

For and on behalf of
North Eastern Electric Power Corporation Limited

(Pradeep Kr. Singha)
Executive Director (Commercial),
NEEPCO Ltd., Brookland Compound,
Lower New Colony, Shillong-793 003
E Mail: neepcocommercial@gmail.com,
Tele /Fax No. 0364-2501903/2505879/2225035.

कार्यपालक निदेशक (वाणिज्यिक)
नीपको लि. शिलांग
Executive Director (Comml.)
NEEPCO Ltd. Shillong

WITNESS:

1.

(Paresh Ch. Barman)
General Manager (Commercial)
NEEPCO Ltd, Shillong-793 003.

महाप्रबंधक (वा.)
General Manager (Comml.)
O/o The Executive Director (Comml.)
नीपको लि., शिलांग
NEEPCO Ltd., Shillong

For and on behalf of
U.P.Power Corporation Limited,

(V. P. Srivastava)
Chief Engineer(PPA)
U.P.Power Corporation Limited,
10th Floor, Shakti Bhawan Extension,
14 Ashok Marg, Lucknow-226 001.

C.E. (P.P.A.)
U.P.C.L.
Shakti Bhawan Extn.
Lucknow

WITNESS:

1.

(Vikram Singh)
Executive Engineer (SPATC)
10th floor, Shakti Bhawan Extension
Lucknow

Executive Engineer
S.P.A.T. CIRCLE
U.P. Power Corp. Ltd.

भारतीय गैर न्यायिक

एक सौ रुपये Rs. 100

रु. 100 ONE HUNDRED RUPEES

सत्यमेव जयते

भारत INDIA

INDIA NON JUDICIAL

DUPLICATE

छत्तीसगढ़ CHHATTISGARH

K 869715

POWER SUPPLY AGREEMENT
BETWEEN
North Eastern Electric Power Corporation Limited
AND
Chhattisgarh State Power Distribution Company Limited

THIS POWER PURCHASE AGREEMENT is entered into on this 27th day of April Two Thousand Eighteen (2018) between **North Eastern Electric Power Corporation Limited** , a Company incorporated under the Companies Act, 1956, having their registered office at Brookland Compound, Lower New Colony, Shillong-793003 (hereinafter referred to as **"NEEPCO"**, which expression shall unless repugnant to the context or meaning thereof include their successors and assigns) as party of the first part and **Chhattisgarh State Power Distribution Company Limited, Chhattisgarh** represented through the **Chief Engineer***(RA&PM)*, 4th Floor, Vidyut Sewa Bhawan ,Dangania (CSEB), Raipur, Chhattisgarh-492 013,(hereinafter referred to as **"Bulk Power Customer"**, which expressions shall unless repugnant to the context shall include their respective successors and assigns) as party of the second part.

WHEREAS NEEPCO is the Generating Company of Government of India and shall own and operate the **Kameng Hydro Electric Project (600 MW)** and the Bulk Power Customer shall off-take the power as allocated by the Ministry of Power, Government of India from the Kameng Hydro Electric Project.

Now, therefore, in consideration of the premises and mutual covenant and conditions set forth herein, it is hereby agreed by the parties hereto as follows.

महाप्रबंधक (वा.)
Sr. General Manager (EL)
कार्यपालक निदेशक (वाणिज्यिक) का कार्यालय
O/o the Executive Director (Comm)
नेईपको लि., शिलांग
NEEPCO Ltd., Shillong

Chief Engineer
(Regulatory Affairs & Power Management)
C.S.P.D.C.L. R.

क्रमांक 1359 दिनांक 24/4/18 कमांक 100

विक्रेता का नाम NEEPCO

पिता / पति / बेवा

ग्राम ..... तह. ..... जि. रायपुर (म. प्र.)

मार्फत

क्रेता का नाम

वास्ते बैनामा

अमर लाल पंसारी
कंकाली नाका
रायपुर (म.प्र.)

District Treasury Officer,
11 APR 2018
RAIPUR, CHHATTISGARH

भारतीय गैर न्यायिक

एक सौ रुपये Rs. 100

रु. 100 ONE HUNDRED RUPEES

सत्यमेव जयते

भारत INDIA

INDIA NON JUDICIAL

छत्तीसगढ़ CHHATTISGARH K 869716

1.0 DEFINITIONS:

The words/expressions used in this Agreement, unless repugnant to the context, shall have the same meanings, as respectively assigned to them by the Electricity Act, 2003, as amended from time to time. The words/expressions mentioned below shall have the same meanings as respectively assigned to them hereunder:

a.	Month	:	Means English calendar month.
b.	Year	:	Means financial year commencing on 1st April and ending on 31st March.
c.	Project	:	Means Kameng Hydro Electric Project in the District of West Kameng, in the State of Arunachal Pradesh, owned & to beoperated by NEEPCO.
d.	Energy	:	Means the Electrical Energy.
e.	Power	:	Means the Electrical Power.
f.	REA	:	Means a monthly statement prepared by the North Eastern Regional Power Committee (NERPC), showing Regional Energy Accounting for each State of North Eastern Region for the purpose of billing.
g.	LC	:	Means Letter of Credit.
h.	CERC	:	Means Central Electricity Regulatory Commission.
i.	GOI	:	Means Government of India
j.	IEGC	:	Means Indian Electricity Grid Code.
k.	MOP	:	Means Ministry of Power.
l.	Outage	:	Means the State of component of the Project, when it is not available to perform its intended function due to some event directly associated with that component.
m.	NERPC	:	Means North Eastern Regional Power Committee.
n.	NERLDC	:	Means North Eastern Regional Load Despatch Centre.
o.	DPR	:	Detailed Project Report as submitted to MOP at ***March, 2015 Price level.***

महाप्रबंधक (वि.)
General Manager (EL)
कार्यालय निदेशक (वाणिज्यिक) का कार्यालय
O/o The Executive Director (Comml)
नीपको लि., शिलांग
NEEPCO Ltd., Shillong

Chief Engineer
(Regulatory Affairs & Power Management)
C.S.P.D.C.L. Raipur

क्रमांक 1360 दिनांक 24/4/18 कमीशन 150

विक्रेता का नाम [illegible]

पिता / पति / बेटा

ग्राम ..... पुत्र ..... निवासी (ग्रा. / नि.)

तहसील ..... जिला ..... राज्य .....

क्रेता का नाम ..... पिता .....

वास्ते नेनामा .....

डाक्टर .....

अमर लाल पंजाबी
कंसाली नाका रायपुर
लाइसेंस नं. [illegible]

District Treasury Officer
11 APR 2018
RAIPUR (CHHATTISGARH)

भारतीय गैर न्यायिक

एक सौ रुपये Rs. 100

रु. 100 ONE HUNDRED RUPEES

भारत INDIA

INDIA NON JUDICIAL

छत्तीसगढ़ CHHATTISGARH K 869717

2.0 INSTALLED CAPACITY & ALLOCATION OF POWER:

2.1 The installed capacity of Kameng Hydro Electric Project shall be 600 MW. The installed capacity is, however, subject to de-rating/up-rating, as determined from time to time by CEA or any other agency authorised to do so.

2.2 The allocation of power from the project among the Bulk Power Customers shall be in accordance with the instructions regarding allocation of power issued/or to be issued by the MOP, Govt. of India from time to time which shall form an integral part of this Agreement.

2.3 The Generating Units will be declared commercially operative by NEEPCO in accordance with the guidelines specified/to be specified by GOI/CEA/CERC. The date of commercial operation of the each of the units of Kameng Hydro Electric project will be an integral part of this Agreement.

3.0 GENERAL OBLIGATIONS:

3.1 NEEPCO is a Generating Company, as defined under Section 2(28) of the Electricity Act, 2003 and shall perform duties, as defined under section 10 of the Electricity Act, 2003 for supply of Electricity to the Bulk Power Customer.

3.2 The energy to be supplied under this agreement shall be in the form of 3- Phase, 50 Hertz, Alternating Current, at a Voltage of 400 KV or as the case may be. The frequency and voltage of energy shall be subject to fluctuations as per provisions contained in IEGC and as amended from time to time except for the reasons and circumstances beyond the reasonable control of NEEPCO. The supply of energy to

महाप्रबंधक (वि.)
General Manager (EL)
कार्यालय निदेशक (वाणिज्यिक) का कार्यालय
O/o The Executive Director (Comml)
नीपको लि., शिलांग
NEEPCO Ltd., Shillong

Chief Engineer
(Regulatory Affairs & Power Management)
C.S.P.D.C.L. Raipur

क्रमांक 1361 दिनांक 24/4/18 राशि 100

विक्रेता का नाम 1359 का नकल

पिता / पति / पत्नी

ग्राम ..... तह. ..... जि. रायपुर (छ.ग.)

खसरा नं. ..... रकबा .....

क्रेता का नाम .....

वास्ते नामांतरण .....

हस्ताक्षर

अमर लाल पंसारी
कांकाली नाका रोड
रायपुर (छ.ग.)

District Treasury Officer,
11 APR 2018
RAIPUR (CHHATTISGARH)

नकल फीस
100+3 = 300

Bulk Power Customer is subject to outages as may be necessary on account of shutdown of the generating units of the project and associated transmission system for inspection, maintenance or repair or any other reason beyond the reasonable control of NEEPCO. The periodicity and duration of such outages shall be such as may be determined by NEEPCO in consultation with NERPC/NERLDC.

4.0 DELIVERY POINT / EVACUATION OF POWER FROM NEEPCO STATION.

400 kV Bus bar or any other point designated at the Project shall be the delivery point for supply of energy to the Bulk Power Customer. Evacuation of power from the delivery point of the project shall be through the transmission system of POWER GRID or any other agency as the case may be. The Bulk Power Customer shall make arrangements separately with the concerned agency for evacuation of power & payments of evacuation charges etc. and NEEPCO shall not be responsible for the same in any manner.

5.0 METERING ARRANGEMENTS:

Metering arrangements, including its installation, testing, maintenance of and collection, transmission and processing of data required for energy accounting shall be governed as per the notification/directives issued by CERC from time to time and as per relevant provisions contained in IEGC, as amended from time to time.

6.0 ACCOUNTING OF ENERGY:

The quantum of energy sold to the Bulk Power Customer out of the energy available for sale shall be the energy as indicated in the REA issued by NERPC. The REA, including amendments, if any, as issued by NERPC shall form the basis for billing and shall be binding on both the parties.

7.0 TARIFF:

7.1 The tariff to be charged and its associated terms and conditions for the energy to be supplied by NEEPCO from the Project shall be determined by CERC and NEEPCO shall file tariff petition before CERC within 6 (six) month from the Date of Commercial Operation of the Project.

7.2 Till such time the tariff is determined by CERC, NEEPCO shall work out the provisional tariff on the basis of estimated completion cost of the Project and as per the CERC (Terms & Conditions of Tariff) Regulations, as applicable from time to time. NEEPCO shall inform the Bulk Power Customer of such provisional tariff and both the parties shall mutually agree to the provisional tariff for the purpose of billing on provisional basis, subject to adjustment, as soon as the final tariff is determined by CERC.

7.3 In addition to the energy tariff, the Bulk Power Customer shall also be liable to pay to NEEPCO, in accordance with any law in force, all payments payable by it on account

महाप्रबंधक (वि)
General Manager (EC)
कार्यालय निदेशक (वाणिज्यिक) का कार्यालय
O/o The Exec... (Comm.)
नीपको
NEEPCO

Chief Engineer
(Regulatory Affairs & Power Management)
C.S.P.D.C.L. Raipur

of taxes, duties, cess, levy, fees etc., levied or to be levied in future by the GOI or any other statutory authority, in respect of generation, transmission and supply of energy including, activities incidental and ancillary thereto.

8.0 BILLING:

8.1 NEEPCO shall prepare bills for the energy supplied to the Bulk Power Customer on the basis of REA issued by NERPC ***and as per prevailing CERC Tariff Regulations***, and the Bulk Power Customer shall accept these bills for payment.

8.2 In case the Bulk Power Customer has any objection as to the accuracy of any bill(s), it shall lodge a written objection with NEEPCO within 15 (fifteen) days of presentation of such bill(s). On such objection being upheld by NEEPCO, the same shall be rectified within a period of 30 (thirty) days from the date of receipt of written objection and necessary effect to the same shall be given in the subsequent bill(s). However, payment of the bills originally submitted by NEEPCO should not be kept withheld by the Bulk Power Customer.

The settlement of all disputed dues shall be governed as per the directives of CERC/GOI as issued from time to time and the same shall form an integral part of this agreement.

9.0 PAYMENT:

9.1 For the 1st 12 (twelve) months of operation, NEEPCO shall raise the bills as per clause-7.2 & 8.1 of this Agreement against energy supplied and the Bulk Power Customer shall pay the bill within 30 (thirty) days from the date of the billing every month. After the 1st 12 (twelve) months of operation, the Bulk Power Customer shall establish a confirmed, revolving, irrevocable Letter of Credit in favour of NEEPCO for an amount equivalent to 105 percent of their average monthly billing of preceding 12 (twelve) months with appropriate bank, ***negotiating Bank at Shillong*** as mutually acceptable to the parties. All the bank charges towards establishment of the LC shall be borne by the Bulk Power Customer.

9.2 NEEPCO shall present the bill(s) to the ***negotiating Bank*** with a copy to the Bulk Power Customer. The bill(s), so presented by NEEPCO, shall be paid by the Bank immediately on presentation.

9.3 Notwithstanding what is contained above, if the bill(s) are not paid by Bulk Power Customer to NEEPCO within 60 (sixty) days from the date of billing, NEEPCO shall have the liberty to regulate the supply to the Bulk Power Customer in accordance with the directives/guidelines issued by CERC/GOI from time to time.

10.0 SURCHARGE ON LATE PAYMENT AND REBATE:

महाप्रबंधक (वि.)
General Manager (El.)
कार्यपालक निदेशक (वाणिज्यिक) का कार्यालय
O/o The Executive Director (Comm)
नेपको लि., शिलांग
NEEPCO Ltd., Shillong

Page 5 of 8

Chief Engineer
(Regulatory Affairs & Power Management)
C.S.P.D.C.L. Raipur

10.1 The provision for levy of surcharge shall be governed as per the notification/directives/guidelines issued/to be issued by CERC/GOI from time to time as per prevailing statutes and same shall form an integral part of this agreement.

10.2 The provision for allowing rebate shall be regulated as per notification/directives/guidelines issued by CERC/GOI from time to time and the same shall form an integral part of this agreement.

11.0 ARBITRATION:

11.1 All questions, differences or disputes between the parties arising out of or in connection with this Agreement save and except as provided under Clause-6.0 of this Agreement to the extent of power vested with NERPC, shall be settled through arbitration in accordance with the provision of Arbitration and Conciliations Act, 1996 and amendment thereof issued from time to time. However, before referring the matter to arbitration, efforts shall be made by the parties to settle the disputes through mutual discussion and conciliation within a period of 90 days.

In the event the parties are unable to resolve any dispute, controversy or claim relating to or arising under this agreement as stated above, which are falling under provisions of Electricity Act'2003, the same shall be dealt in accordance with the provisions under section 79(f) and 158 of the said Act.

11.2 Notwithstanding the existence of any question, disputes and differences referred to arbitration, the parties hereto shall continue to perform their respective obligations under this Agreement.

12.0 FORCE MAJEURE:

Both the parties shall ensure compliance of the terms of this agreement. However, no party shall be liable for any loss or damage whatsoever arising out of failure to carry out the terms of this Agreement to the extent that such failure is due to Force Majeure events, such as rebellion, mutiny, civil commotion, riot, strike, lock out, epidemic, plague, fire, explosion, flood, drought, cyclone, lightening, earthquake, war or other forces, accident, landslide, sabotage, communal violence, terrorism, malicious act of kidnapping or act of God. But, any party claiming the benefit of this clause shall satisfy the other party of the existence of such an event(s).

13.0 DURATION OF AGREEMENT:

This Agreement shall come into force from the date of signing and shall remain in force for 35(thirty five) years from the Date of Commercial Operation of the last unit of the Project, provided that this Agreement may be mutually extended, renewed or replaced by another Agreement on such terms and for such further period of time, as the parties may mutually agree to. However, the provisions of this Agreement shall continue to operate till this Agreement is formally renewed, extended or replaced, in case the Bulk Power Customer continues to get power from the Project even after expiry of this Agreement without further renewal or formal extension thereof.

महाप्रबंधक (वि.)
General Manager (EL)
कार्यालय निदेशक (वाणिज्यिक) का कार्यालय
O/o The Executive Director (Comml)
नीपको लि., शिलांग
NEEPCO Ltd., Shillong

Chief Engineer
(Regulatory Affairs & Power Management)
C.S.P.D.C.L. Raipur

14.0 NOTICES:

All notices required or referred to under this Agreement shall be in writing and signed by the authorities mentioned herein below, unless otherwise notified by the respective parties. Each such notice shall be deemed to have been duly served by any of the parties, if the same is delivered or sent by Registered Mail / Speed Post to the other party.

A. TO / FROM NEEPCO :

The Executive Director (Commercial),
NEEPCO Ltd., Brookland Compound,
Lower New Colony, Shillong-793 003

With a copy to:

The Head of Project,
Kameng hydro Electric Project (KaHEP),
District: West Kameng,
Arunachal Pradesh.

B. TO / FROM Bulk Power Customer:

Chief Engineer *(RA & PM)*,
Chhattisgarh State Power Distribution Company Limited (CSPDCL),
Chhattisgarh
4th Floor, Vidyut Sewa Bhawan,
Dangania (CSEB), Raipur,
Chhattisgarh-492 013.
E Mail: cecomcseb@rediffmail.com,
Tele Fax No. 0771-2574441/2574442.

15.0 IMPLEMENTATION OF THE AGREEMENT:

All discretions to be exercised and directions, approvals, consents and notices to be given and actions to be taken under these presents unless otherwise expressly provided herein, shall be exercised and given by the signatories to this Agreement or by the authorised representative(s) that each party may nominate in this behalf and notify in writing to the other party by Registered Post from time to time. Nomination of authorised representative(s) shall be informed likewise in writing by the Bulk Power Customer within one month of signing of this Agreement.

It is specifically agreed that this Agreement shall supersede all previous discussions and meetings held and correspondence exchanged between Bulk Power Customer and NEEPCO in respect of this Agreement and any decisions arrived at therein in the past

महाप्रबंधक (वै.)
General Manager (EL)
कार्यालय निदेशक (वाणिज्यिक) का कार्यालय
O/o The Executive Director (Comml)
नेपको लि., शिलांग
NEEPCO Ltd., Shillong

Chief Engineer
(Regulatory Affairs & Power Management)
C.S.P.D.C.L. Raipur

and before signing of this Agreement if repugnant to the provisions made herein and will have no relevance with reference to matters covered under this Agreement and no reference of such discussions or meetings or past correspondence etc. shall be entertained for interpreting that Agreement or its implementation.

In WITNESS WHEREOF the parties have executed these presents through their duly authorised representatives caused on the day month and year first above written.

For and on behalf of
North Eastern Electric Power Corporation Limited

(DEBJANI DEY)
General Manager (EL)
O/o The Executive Director (Commercial)

(.....)
The General Manager (Commercial),
NEEPCO Ltd.,
Brookland Compound,
Lower New Colony, Shillong-793 003
E Mail: neepcocommercial@gmail.com,
Tele /Fax No. 0364-2501903/2505879/2225035.

WITNESS:

1. (M. H. Prasad)
Superintending Engineer
O/o The Chief Engineer (R.A.& P.M.)
C.S.P.D.C.L., Raipur

2. V P Kaushal
Executive Engineer
O/o The Chief Engineer (R.A.& P.M.)
C.S.P.D.C.L., Raipur

For and on behalf of
Chhattisgarh State Power Distribution Company Limited

Chief Engineer
(.....(Regulatory Affairs & Power Management).....)
Chief Engineer (RA & PM),
CSPDCL: Chhattisgarh
4th Floor, Vidyut Sewa Bhawan,
Dangania (CSEB), Raipur,
Chhattisgarh-492 013.
E Mail: cecomcseb@rediffmail.com,
Tele Fax No. 0771-2574441/2574442.

WITNESS:

1. (P. K. Khare)
Addl. Chief Engineer
O/o The Chief Engineer (R.A.& P.M.)
C.S.P.D.C.L., Raipur

2. Manju Singh
Superintending Engineer
O/o The Chief Engineer (R.A.& P.M.)
C.S.P.D.C.L., Raipur

भारतीय गैर न्यायिक

बीस रुपये

रु.20

Rs.20

TWENTY RUPEES

सत्यमेव जयते

INDIA

INDIA NON JUDICIAL

असम असम ASSAM

16AA 758717

POWER PURCHASE AGREEMENT
BETWEEN
NORTH EASTERN ELECTRIC POWER CORPORATION LIMITED
AND
DEPARTMENT OF POWER, GOVERNMENT OF NAGALAND.

THIS POWER PURCHASE AGREEMENT is entered into on this **Sixteen day of November two thousand sixteen** between **North Eastern Electric Power Corporation Limited**, a company incorporated under the companies Act, 1956, having their registered office at Brookland Compound, Lower new colony, Shillong-793 003 (hereinafter referred to as **"NEEPCO"**, which expression shall unless repugnant to the context or meaning thereof include their successors and assigns) as party of the first part and the **DEPARTMENT OF POWER, GOVERNMENT OF NAGALAND** represented through the Executive Engineer (MIS) (hereinafter referred to as **"Bulk Power Customer'**, which expressions shall unless repugnant to the context shall include their respective successors and assigns) as party of the second part.

WHEREAS NEEPCO is the **Generating Company** of **Government of India** and shall [illegible] operate the **Kameng Hydro Electric Project (600 MW)** and the Bulk Power Customer shall [illegible] take the power as allocated by the Ministry of Power, Government of India from the Kameng Hydro Electric Project.

Now, therefore, in consideration of the premises and mutual covenant and conditions set forth herein, it is hereby agreed by the parties hereto as follows:

08 NOV 2016

1.0 DEFINITIONS:

The words/expressions used in this Agreement, unless repugnant to the context, shall have the same meanings, as respectively assigned to them by Electricity Act,2003, as amended from time to time. The words/ expressions mentioned below shall have the same meanings as respectively assigned to them hereunder:

A. Month : Means English calendar month.
B. Year : Means financial year commencing on 1st April and ending on 31st March.
C. Project : Means Kameng Hydro Electric Project in the District of West Kameng, in the state of Arunachal Pradesh, owned & to be operated by NEEPCO.
D. Energy : Means the Electrical Energy.
E. Power : Means the Electrical Power.
F. REA : Means a monthly statement prepared by the North Eastern Regional Power Committee (NERPC), showing Regional Energy Accounting for each state of North Eastern Region for the purposes of billing.
G. LC : Means Letter of Credit.
H. CERC : Means Central Electricity Regulatory Commission.
I. GOI : Means Government of India.
J. IEGC : Means Indian Electricity Grid Code.
K. MOP : Means Ministry of Power.
L. Outage: Means the state of component of the project, when it is not available to perform its intended function due to some event directly associated with the component.
M. NERPC : Means North Eastern Regional Power Committee.
N. NERLDC: Means North Eastern Regional Load Despatch Centre.
O. DPR : Detailed Project Report as submitted to MOP at ***March, 2010 price level.***

Executive Engineer (MIS)
Management Information System (MIS) Division
Department of Power
Dimapur : Nagaland

2.0 INSTALLED CAPACITY AND ALLOCATION OF POWER:

2.1 The installed capacity of Kameng Hydro Electric Project shall be **600 MW.** The installed capacity is, however, subject to de-rating/up-rating, as determined from time to time by CEA or any other agency authorised to do so.

2.2 The allocation of power from the project among the bulk customers shall be in accordance with the instructions regarding allocation of power issued/or to be issued by the MOP, Govt. of India from time to time which shall form an integral part of this Agreement.

2.3 The Generating Units will be declared commercially operative by NEEPCO in accordance with the guidelines specified/to be specified by GOI/CEA/CERC. The date of commercial operation of the each of the units of Kameng Hydro Electric Project will be an integral part of this Agreement.

3.0 GENERAL OBLIGATIONS:

3.1 NEEPCO is a Generating Company, as defined under the section 2(28) of the Electricity Act,2003 and shall perform duties, as defined under section 10 of the Electricity Act,2003 for supply of Electricity to the bulk Power Customer.

3.2 The energy to be supplied under this agreement shall be in the form of 3-phase, 50 Hertz, Alternating Current, at a voltage of 400 KV or as the case may be. The frequency and voltage of energy shall be subject to fluctuations as per provisions contained in IEGC and as amended from time to time except for reasons and circumstances beyond the reasonable control of NEEPCO. The supply of energy to Bulk Power Customer is subject to outages as may be necessary on account of shutdown of the generating units of the project and associated transmission system for inspection, maintenance or repair or any other reason beyond the reasonable control of NEEPCO. The periodicity and duration of such outages shall be such as may be determined by NEEPCO in consultation with NERPC/NERLDC.

Executive Engineer (MIS)
Management Information System (MIS) Division
Department of Power
Dimapur, Nagaland

4.0 DELIVERY POINT/EVACUATION OF POWER FROM NEEPCO STATION:

400 kV Bus-bar or any other point designated at the Project shall be the delivery point for supply of energy to the Bulk Power Customer. Evacuation of power from the delivery point of the project shall be through the transmission system of POWERGRID or any other agency as the case may be. The Bulk Power Customer shall make arrangements separately with the concerned agency for evacuation of power & payments of evacuation charges etc. and NEEPCO shall not be responsible for the same in any manner.

5.0 METERING ARRANGEMENTS:

Metering arrangements, including its installation, testing, maintenance of and collection, transmission and processing of data required for energy accounting shall be governed as per the notification/directives issued by CERC from time to time and as per relevant provisions contained in IEGC, as amended from time to time.

6.0 ACCOUNTING OF ENERGY:

The quantum of energy sold to the Bulk Power Customer out of the energy available for sale shall be the energy as indicated in the REA issued by NERPC. The REA, including amendments, if any, as issued by NERPC shall form the basis for billing and shall be binding on both the parties.

7.0 TARIFF:

7.1 The tariff to be charged and its associated terms and conditions for the energy to be supplied by NEEPCO from the Project shall be determined by CERC and NEEPCO shall file tariff petition before CERC within 6 (six) month from the Date of Commercial Operation of the Project.

7.2 Till such time the tariff is determined by CERC, NEEPCO shall work out the provisional tariff on the basis of estimated completion cost of the Project and as per the CERC (Terms & Conditions of Tariff) Regulations, as applicable from time to time. NEEPCO shall inform the Bulk Power Customer of such provisional tariff and both the parties shall mutually agree to the provisional tariff for the purpose of billing on provisional basis, subject to adjustment, as soon as the final tariff is determined by CERC.

7.3 In addition to the energy tariff, the Bulk Power Customer shall also be liable to pay to NEEPCO, in accordance with any law in force, all payments payable by it on account of taxes, duties, cess, levy, fees etc., levied or to be levied in future by the GOI or any other statutory authority, in respect of generation, transmission and supply of energy including, activities incidental and ancillary thereto.

Executive Engineer (MIS)
Management Information System (MIS) Division
Department of Power
Dimapur : Nagaland

8.0 BILLING:

8.1 NEEPCO shall prepare bills for the energy supplied to the Bulk Power Customer on the basis of REA issued by NERPC ***and as per prevailing CERC Tariff Regulations***, and the Bulk Power Customer shall accept these bills for payment.

8.2 In case the Bulk Power Customer has any objection as to the accuracy of any bill(s), it shall lodge a written objection with NEEPCO within 15 (fifteen) days of presentation of such bill(s). On such objection being upheld by NEEPCO, the same shall be rectified within a period of 30 (thirty) days from the date of receipt of written objection and necessary effect to the same shall be given in the subsequent bill(s). However, payment of the bills originally submitted by NEEPCO should not be kept withheld by the Bulk Power Customer.

The settlement of all disputed dues shall be governed as per the directives of CERC/GOI as issued from time to time and the same shall form an integral part of this agreement.

9.0 PAYMENT:

9.1 For the 1st 12 (twelve) months of operation, NEEPCO shall raise the bills as per clause-7.2 & 8.1 of this Agreement against energy supplied and the Bulk Power Customer shall pay the bill within 30 (thirty) days from the date of the billing every month. After the 1st 12 (twelve) months of operation, the Bulk Power Customer shall establish a confirmed, revolving, irrevocable Letter of Credit in favour of NEEPCO for an amount equivalent to 105 percent of their average monthly billing of preceding 12 (twelve) months with appropriate bank, ***negotiating Bank at Shillong*** as mutually acceptable to the parties. All the bank charges towards establishment of the LC shall be borne by the Bulk Power Customer.

9.2 NEEPCO shall present the bill(s) to the ***negotiating Bank*** with a copy to the Bulk Power Customer. The bill(s), so presented by NEEPCO, shall be paid by the Bank immediately on presentation.

9.3 Notwithstanding what is contained above, if the bill(s) are not paid by Bulk Power Customer to NEEPCO within 60 (sixty) days from the date of billing, NEEPCO shall have the liberty to regulate the supply to the Bulk Power Customer in accordance with the directives/guidelines issued by CERC/GOI from time to time.

10.0 SURCHARGE ON LATE PAYMENT AND REBATE:

10.1 The provision for levy of surcharge shall be governed as per the notification/directives/guidelines issued/to be issued by CERC/GOI from time to time as per prevailing statutes and same shall form an integral part of this agreement.

10.2 The provision for allowing rebate shall be regulated as per notification/directives/guidelines issued by CERC/GOI from time to time and the same shall form an integral part of this agreement.

11.0 ARBITRATION:

11.1 All questions, differences or disputes between the parties arising out of or in connection with this Agreement save and except as provided under Clause-6.0 of this Agreement to the extent of power vested with NERPC, shall be settled through arbitration in accordance with the provision of Arbitration and Conciliations Act, 1996 and amendment thereof issued from time to time. However, before referring the matter to arbitration, efforts shall be made by the parties to settle the disputes through mutual discussion and conciliation within a period of 90 days.
In the event the parties are unable to resolve any dispute, controversy or claim relating to or arising under this agreement as stated above, which are falling under provisions of Electricity Act'2003, the same shall be dealt in accordance with the provisions under section 79(f) and 158 of the said Act.

11.2 Notwithstanding the existence of any question, disputes and differences referred to arbitration, the parties hereto shall continue to perform their respective obligations under this Agreement.

12.0 FORCE MAJEURE:

Both the parties shall ensure compliance of the terms of this agreement. However, no party shall be liable for any loss or damage whatsoever arising out of failure to carry out the terms of this Agreement to the extent that such failure is due to Force Majeure events, such as rebellion, mutiny, civil commotion, riot, strike, lock out, epidemic, plague, fire, explosion, flood, drought, cyclone, lightening, earthquake, war or other forces, accident, landslide, sabotage, communal violence, terrorism, malicious act of

kidnapping or act of God. But, any party claiming the benefit of this clause shall satisfy the other party of the existence of such an event(s).

13.0 DURATION OF AGREEMENT :

This Agreement shall come into force from the date of signing and shall remain in force for **5(five) years from the Date of Commercial Operation of the last unit of the Project,** provided that this Agreement may be mutually extended, renewed or replaced by another Agreement on such terms and for such further period of time, as the parties may mutually agree to. However, the provisions of this Agreement shall continue to operate till this Agreement is formally renewed, extended or replaced, in case the Bulk Power Customer continues to get power from the Project even after expiry of this Agreement without further renewal or formal extension thereof.

14.0 NOTICES:

All notices required or referred to under this Agreement shall be in writing and signed by the authorities mentioned herein below, unless otherwise notified by the respective parties. Each such notice shall be deemed to have been duly served by any of the parties, if the same is delivered or sent by Registered Mail / Speed Post to the other party.

Executive Engineer (MIS)
Department of Power
Dimapur : Nagaland

A. TO / FROM NEEPCO :

The Executive Director (Commercial),
NEEPCO Ltd., Brookland Compound,
Lower New Colony, Shillong-793 003.

With a copy to:

The Head of Project,
Kameng hydro Electric Project,
District: West Kameng,
Arunachal Pradesh.

B. TO / FROM Bulk Power Customer :

The Chief Engineer,
Department of Power,
Govt. Of Nagaland,
Kohima, Nagaland.

15.0 IMPLEMENTATION OF THE AGREEMENT:

All discretions to be exercised and directions, approvals, consents and notices to be given and actions to be taken under these presents unless otherwise expressly provided herein, shall be exercised and given by the signatories to this Agreement or by the authorised representative(s) that each party may nominate in this behalf and notify in writing to the other party by Registered Post from time to time. Nomination of authorised representative(s) shall be informed likewise in writing by the Bulk Power Customer within one month of signing of this Agreement.

It is specifically agreed that this Agreement shall supersede all previous discussions and meetings held and correspondence exchanged between Bulk Power Customer and NEEPCO in respect of this Agreement and any decisions arrived at therein in the past and before signing of this Agreement if repugnant to the provisions made herein and will have no relevance with reference to matters covered under this Agreement and no reference of such discussions or meetings or past correspondence etc. shall be entertained for interpreting that Agreement or its implementation.

In WITNESS WHEREOF the parties have executed these presents through their duly authorised representatives caused on the day month and year first above written.

For and on behalf of
North Eastern Electric Power Corporation Limited

16/11/2016

(Paresh Chandra Barman)
General manager (Commercial)
NEEPCO Ltd, Shillong.

General Manager (EL)
O/o The Executive Director (Comm
NEEPCO Ltd., Shillong

WITNESS:

1. Shri Devapriya Choudhury,
D.G.M. (Commercial)

For and on behalf of

(B. Tiameren)
Department of Power, Govt. Of Nagaland,
Kohima, Nagaland.

Executive Engineer (MIS)
Management Information System (MIS) Division
Department of Power
Dimapur : Nagaland

WITNESS:

1.

ANNEXURE - X

बीस रुपये

सत्यमेव जयते

भारत INDIA

२०रु. 20Rs

TWENTY RUPEES

POWER PURCHASE AGREEMENT

BETWEEN

NORTH EASTERN ELECTRIC POWER CORPORATION LTD.

AND

HARYANA VIDYUT PRASARAN NIGAM

THE POWER PURCHASE AGREEMENT is entered into on this 9th day of July, 2004 between North Eastern Electric Power Corporation Ltd., a Company incorporated under the Companies Act, 1956 having its registered office at Brookland Compound, Lower New Colony, Shillong-793003, Meghalaya (hereinafter called "NEEPCO" which expression shall unless repugnant to the context or meaning thereof include its successors and assigns) as party of the first part and Haryana Vidyut Prasaran Nigam (hereinafter referred to as "HVPN"), generally referred to as "Bulk Power Customer" which expressions shall unless repugnant to the context shall include their respective successors and assigns as party of the second part.

Whereas NEEPCO is a generating company of Central Government of India and the Bulk Power Customers shall be allocated power by Govt. of India from Kameng Hydro Electric Project (600 MW), West Kameng District, Arunachal Pradesh (hereinafter referred as "NEEPCO Station") owned and to be operated by NEEPCO.

And whereas HVPN is a Bulk Power Consumer operating in the State of Haryana and is willing to purchase 200 MW of power from Kameng HEP.

NEEPCO New Delhi North Eastern Electric Power Corporation



1.0 DEFINITIONS:

"The words/expressions used in this Agreement, unless repugnant to the context, shall have the same meanings as respectively assigned to them by the Electricity (Supply) Act, 1948, Central Electricity Regulatory Commission Act 1998 and The Electricity Act, 2003 as amended from time to time and Act that would come into force as a substitute or otherwise to the above stated Acts". The words/expressions mentioned below shall have the same meanings as respectively assigned to them hereunder:-

i)	Month	:	means English Calendar month.
ii)	Year	:	means financial year commencing on 1st April and ending on 31st March.
iii)	Energy	:	means the electrical energy.
iv)	Power	:	means the electrical power.
v)	LC	:	means Irrevocable revolving Letter(s) of credit.
vi)	CEA	:	means Central Electricity Authority
vii)	CERC	:	means Central Electricity Regulatory Commission
viii)	GOI	:	means Government of India
ix)	IEGC	:	means Indian Electricity Grid Code.
x)	MOP	:	means Ministry of Power
xi)	Outage	:	means the state of component when it is not available to perform its intended function due to some event directly associated with that component.

10 Rs.

दस रुपये

सत्यमेव जयते

भारत

INDIA

१०रु.

10RS

TEN RUPEES

xii) POWERGRID : means Power Grid Corporation of India Limited

xiii) NREB : means Northern Regional Electricity Board

xiv) NRLDC : means Northern Regional Load Dispatch Centre.

xv) REA : means periodic regional energy account including amendments thereof if any, prepared by the concerned REB showing exchange of energy among the various constituents of the REB.

xvi) NEREB : means North Eastern Regional Electricity Board.

xvii) NERLDC : means North Eastern Regional Load Despatch Centre

2.0 INSTALLED CAPACITY & ALLOCATION OF POWER:

2.1 The installed capacity of Kameng H.E. Project is 600 MW, the project consisting of four units, each of capacity 150 MW. The Annual Design Energy of the project is 3592 MU. The installed capacity is, however, subject to derating/uprating of the generating units as determined from time to time by CEA.

2.2 The allocation of power from the project amongst the Bulk Power Customers shall be in accordance with the instructions regarding allocation of power issued/or to be issued by the MOP, Govt. of India from time to time.

3.0 GENERAL OBLIGATIONS:

3.1 The energy to be supplied under this agreement shall be in the form of three phase, 50 hertz alternating current at a voltage of 400kV. The frequency and voltage shall be subject to fluctuations as per provisions contained in IEGC and as amended from time to time.

3.2 Evacuation of Power from NEEPCO Station:

Evacuation point shall be 400kV bus bar of Kameng HEP switchyard. Power will be evacuated by 400 kV D/C line to be constructed by POWERGRID from the station switchyard to the existing Balipara S/S of POWERGRID. Evacuation of power from Balipara S/S onward shall be through the existing transmission system of POWERGRID or any other agency as the case may be. The Bulk Power Customer shall make necessary arrangements separately with the concerned agency for evacuation of power & payments of evacuation charges etc. and NEEPCO shall not be responsible for the same in any manner.

3.3 Despatch of Power

Power will be scheduled and dispatched as per the norms stipulated in the relevant acts and directives such as IEGC etc.

3.4 Maintenance of Power Station

NEEPCO shall intimate at least three months in advance to HVPN on the planned major maintenance of the power station.

3.5 Provided that in case HVPN can not draw power from the project due to transmission constraints and/or any other constraint not attributable to HVPN or NEEPCO, the same will be covered under force majeure clause without any financial implications on either side.

4.0 METERING ARRANGEMENTS:

Metering arrangements including its installation, testing, maintenance and collection, transportation and processing of data required for energy exchange shall be governed as per the

notification/directives issued by CERC from time to time and as per relevant provisions contained in IEGC as amended from time to time.

5.0 ACCOUNTING OF ENERGY:

The quantum of energy sold to the Bulk Power Customer out of the energy available for sale shall be the energy as indicated in the REAs issued by NEREB/NREB. The REA including amendments, if any, as issued by NEREB/NREB shall form the basis for billing purposes and shall be binding on both the parties. HVPN shall be responsible for getting corrected any discrepancy in the REA issued by NREB while it will be NEEPCO's responsibility to get corrected any discrepancy in the REAs issued by NEREB and EREB.

6.0 TARIFF:

6.1 The tariff to be charged and its associated Terms and Conditions for the energy to be supplied by NEEPCO from the station shall be as per Tariff Notifications/orders/directions issued/to be issued by CERC from time to time.

6.2 In case a new tariff for the period beyond the period mentioned in the previous tariff notification/orders/direction of the Competent Authority is not finalized before that date, the beneficiary(ies) shall pay to NEEPCO for the power supplied from the project beyond this date on adhoc/provisional basis as per the directions/instructions/orders of CERC.

6.3 In addition to the energy tariff set out, the Bulk Power Customer shall also be liable to pay to NEEPCO in accordance with any law in force, all payments made for payable by it on account of taxes, duties, cess, levy, fees or other imposition etc. levied or to be levied in future as a new tax by the Government or other authority in respect of generation and supply of energy including activities incidental and ancillary thereto as per orders of CERC in this regard.

7.0 BILLING:

7.1 NEEPCO shall prepare bills for the energy supplied to each of the Bulk Power Customers on the basis of REAs issued by NEREB/NREB and Bulk Power Customer shall accept these bills for payment. The bill shall be the aggregate of charges as approved/notified by CERC/Government of India from time to time.

7.2 In case Bulk Power Customer has any objection as to the accuracy of any bill(s), it shall lodge a written objection with NEEPCO within 45 days on presentation of such bill(s). On such objection being upheld by NEEPCO, the same shall be rectified within a period of 30 days from the date of receipt of written objection and necessary effect of the same shall be given in the subsequent bill(s).

7.3 The settlement of all disputed current dues shall be governed as per the directives of CERC/GOI as issued from time to time.

8.0 PAYMENT:

8.1 Payment of bills for supply of power from the project shall be made by the Bulk Power Customer through a confirmed, revolving, irrevocable Letter of Credit to be established in favour of NEEPCO for an amount equivalent to 105 percent of their average monthly billing of preceding 12 months with appropriate bank as mutually acceptable to the parties. The LC shall be kept valid at all the time during the validity of this agreement or extended period. The amount of LC shall be reviewed after every six months. NEEPCO shall intimate the revised amount of LC one month in advance of start of the quarter. If the amount of energy supplied is more than the amount of LC, the payment of excess amount shall be made by the Bulk Power Customer directly on presentation of such bill(s). All the bank charges shall be borne by the Bulk Power Customers.

8.2 NEEPCO shall present bill(s) to the said Bankers with a copy to the Bulk Power Customer. The bill(s) so presented by NEEPCO to the said Bankers shall be promptly paid on their presentation.

8.3 Notwithstanding the above, the Bulk Power Customer who have not signed the Tripartite Agreement shall pursue to obtain guarantee from their respective State Governments as per mutually agreed draft to guarantee the performance of the obligations of Bulk Power Customer to make regular payments of the energy bill presented by NEEPCO for power supplied/to be supplied to Bulk Power Customer from the project.

9.0 SURCHARGE ON LATE PAYMENT AND REBATE:

9.1 The provision for levy of surcharge and rebate shall be governed as per notification/guidelines issued/to be issued by CERC/GOI from time to time.

9.2 Notwithstanding what is contained above, if the bill(s) are not paid by Bulk Power Customer to NEEPCO within 60 days from the date of billing, NEEPCO shall have the option to regulate the supply of energy to Bulk Power Customer in accordance with the directives/guidelines issued by CERC/GOI from time to time.

10.0 ARBITRATION:

10.1 All questions, differences or disputes between the parties arising out of or in connection with this Agreement save and except as provided under clause 5.0 of this agreement to the extent of power vested with NEREB/NREB shall be settled through arbitration in accordance with the provisions of Arbitration and Conciliations Act, 1996 and any statutory modifications thereto. However, before referring the matter of arbitration, efforts shall be made by the parties to settle the disputes through conciliation.

10.2 In the event of such questions, differences or disputes between the parties, any party may, by written notice of 30 days to the other party, request for appointment of a Sole Arbitrator to be decided mutually by the parties and in case of disagreement within 15 days thereafter to be decided by Chairman, Central Electricity Authority. The appointment of the Sole Arbitrator, either mutually agreed by the parties or decided by the Chairman, CEA, shall be made by Head of the Commercial Deptt. of either party. The reference of dispute shall be clearly mentioned in the appointment letter of the Sole Arbitrator. The decision of the

Arbitrator shall be final and binding on the parties. The venue of the arbitration proceedings shall be decided by the Arbitrator with the consent of parties. The High Courts of Guwahati/Shillong bench shall have exclusive jurisdiction in all matters arising under this Agreement.

10.3 The Arbitrator shall reasonably decide his fees. However, the Arbitrator's fees and cost of arbitration proceedings shall be borne equally by the parties. The arbitrator shall publish the award, within a reasonable time.

10.4 Notwithstanding the existence of any question, disputes and differences referred to arbitration, the parties hereto shall continue to perform their respective obligations

11.0 FORCE MAJEURE:

Both the parties shall ensure compliance of the terms of this agreement. However, no party shall be liable for any claim for any loss or damage whatsoever arising out of failure to carry out the terms of this Agreement to the extent that such failure is due to force majeure events such as rebellion, mutiny civil commotion, riot, strike, lock out,, fire, explosion, flood, drought, cyclone, lightning, earthquake, war or other forces, accident or act of God. But any party claiming the benefit of this clause shall satisfy the other party of the existence of such as event(s).

12.0 DURATION OF AGREEMENT:

This Agreement shall come into force from the date of signing of this Agreement and shall remain operative for 5 years from the commercial operation date of the last unit of project provided that this Agreement may be mutually extended, renewed or replaced by another agreement on such terms and for such further period of time as the parties may agreed to. However, the provision of this agreement shall continue to operate till this Agreement is formally renewed, extended or replaced, in case Bulk Power Customer continues to get power from the project even after expiry of this Agreement without further renewal or formal extension thereof.

Provided that in case of major policy change notified by Central Govt./State Govt. of the states through which power shall be transmitted including the state of location of the project and the state of Haryana/CERC/ SERC of the states involved in any way in the transaction of power, this agreement may be reviewed jointly by both the parties, taking care to minimize the losses or maximize the gains to both parties arising out of the policy change.

Provided further that if, at any point of time in future, NEEPCO makes a Bulk Power Purchase Agreement with any other beneficiary, which, in the opinion of HVPN is better than the one made with HVPN, HVPN shall have the right to opt for the better condition(s), by giving at least six months notice as per procedure detailed in Para 13 of this agreement.

13.0 NOTICES:

13.1 All notices required or referred to under this Agreement shall be in writing and signed by the authorities mentioned herein below unless otherwise notified. Each such notice shall be deemed to have been duly given if delivered, or sent by registered mail with an acknowledgement due to the other party.

a) To NEEPCO
Executive Director (Comml.)
NEEPCO Ltd.,
Brookland Compound, Lower New Colony,
Shillong-793003, Meghalaya.

With a copy to:-
General Manager
Kameng H.E. Project,
Arunachal Pradesh.

b) By NEEPCO

Executive Director (Comml.)
NEEPCO Ltd.,
Brookland Compound, Lower New Colony,
Shillong-793003, Meghalaya.

c) To The Director/Commercial & Administration, HVPN, Shakti Bhawan, Sector-6, Panchkula
Telephone: 0172-2560564 Fax-0172-2572847

Copy to: The Chief Engineer/Planning & Commercial, HVPN, Shakti Bhawan, Sector-6, Panchkula
Telephone: 0172-2560547 Fax-0172-2560622

d) The Chief Engineer/Planning & Commercial, HVPN, Shakti Bhawan, Sector-6, Panchkula
Telephone: 0172-2560547 Fax-0172-2560622

14.0 IMPLEMENTATION OF THE AGREEMENT:

Any Tripartite Agreement signed between Govt. of India, Reserve Bank of India and State Government shall form an integral part of this agreement. In case, any of the provision(s) of this agreement are inconsistent with the provisions of the Tripartite Agreement, mentioned above, then the provision of Tripartite Agreement shall prevail.

15.0 This agreement is subject to approval from the Board of Directors of HVPN/ Govt. of Haryana/ HERC or any other authority.

In WITNESS WHEREOF the parties have executed these presents through their duly authorized representatives caused on the day month and year first above written.

For and on behalf of
North Eastern Electric Power Corporation Ltd.

WITNESS
1. S. SETH
Sr. Manager (C)
2. NEEPCO, New Delhi

(P.K.Singha),
DGM(E/M) SINGHA/पी.के. सिंघा
Dy. General Manager (E/M), D&E
उप महाप्रबंधक (ई./एम.), डी. एण्ड ई.
NEEPCO, New Delhi/नीपको, नई दिल्ली

For and on behalf of
Haryana Vidyut Prasaran Nigam

1. V.K. Tayal
SE.R.A.U.
2. (R.K.ARORA)
XEN/Tariff.

(S.R.Singla)
CE/Plg. & Comml.
V.K. Tayal
SE.R.A.U.

10

20 Rs.



POWER PURCHASE AGREEMENT

BETWEEN

NORTH EASTERN ELECTRIC POWER CORPORATION LTD

AND

ASSAM STATE ELECTRICITY BOARD

THIS POWER PURCHASE AGREEMENT hereinafter called "PPA " is entered into on the 8th (eighth) day of September Two Thousand Four between **North Eastern Electric Power Corporation Limited**, a Company incorporated under the Companies Act, 1956 having its registered office at Brookland Compound, Lower New Colony, Shillong –793003 (hereinafter called **NEEPCO**) which expression unless repugnant to the context or meaning thereof include its successors and assigns as **"First Party"** and **Assam State Electricity Board** (hereinafter referred to as **"ASEB"** or the **"Second Party"**) .

PREAMBLE

WHEREAS NEEPCO has been established by the Govt. India with an objective to construct, commission, own, operate and maintain Electrical Generating Stations.

AND WHEREAS NEEPCO has been entrusted by the Govt. of India to construct, commission, own, operate and maintain the 600 MW Kameng Hydro Electric Project located in West Kameng District of Arunachal Pradesh

AND WHEREAS the Second Party is agreeable to purchase 300 MW of power from Kameng Hydro Electric Project out of the total installed capacity of 600 MW.

Now, THEREFORE, in consideration of the premises and mutual agreements, covenants and conditions set forth herein, it is hereby agreed by the parties as follows: -

8/9/04

8/9/04

1.0 QUANTUM OF POWER

1.1 The Second Party shall be entitled to draw 300 MW out of the total installed capacity of 600 MW. However, entitlement on the real time shall be pro rata on the basis of available plant capacity.

1.2 Delivery point for the drawal of power shall be the ex- power plant bus.

1.3 Scheduling will be in accordance with Indian Electricity Grid Code.

2.0 TARIFF

2.1 Generation Tariff payable by the Second Party to NEEPCO for power generated from Kameng Hydro Electric Project shall be as approved by Central Electricity Regulatory Commission (CERC)) based on norms of operation prescribed under CERC Regulations applicable from time to time from the date of commercial operation of the Project. This however shall not preclude NEEPCO and ASEB from agreeing to improved norms of operation and in case improved norms are agreed to, such norms shall be applicable for determination of Tariff.

2.2 In addition to the Generation Tariff indicated at 2.1 above, the Second Party shall also be liable to pay applicable Charges for delivery of power to the Grid as approved by CERC.

2.3 In case of time and cost over-run of the Project, ASEB reserves the right to review/ revoke the agreement as and when the Project goes on commercial operation.

3.0 BILLING AND PAYMENT

3.1 Billing will be done on the basis of Regional Energy Accounts (REA) prepared by North Eastern Regional Electricity Board (NEREB) and as per prevailing CERC Tariff Regulation.

3.2 Payment shall be made by the Second Party as provided in the Terms and Conditions of Tariff Regulation of CERC as applicable in time of operation of the project

3.3 Rebate and Surcharge shall be in accordance with the Terms and Conditions of Tariff notified by CERC as applicable in time of operation of the project.

4.0 ARBITRATION

Dispute relating to matter or matters for which provision for arbitration is made in the Electricity Act, 2003 or for which any statutory provision exists, or is made or

8/9/04

8/9/04

may be made in the future by Competent Legislature shall be dealt with as provided under the relevant Act.

5.0 FORCE MAJEURE

All the parties shall ensure compliance with the terms of this agreement. However, no parties shall be liable for any claim, for any losses or damage(s) whatsoever arising out of failure to carry out the terms of this agreement to the extent that such failure is due to the force majeure on accounts of events such as rebellion, mutiny, civil commotion, riot, strike, lockout, fire, explosion, flood, drought, cyclone, lightning, earthquake, or other force, accident or act of God etc. But any party claiming the benefit of this clause shall satisfy the other party of the existence of such events.

6.0 DURATION OF AGREEMENT

This agreement shall come into force from the date of signing of this agreement and shall remain operative for a period of 5 (five) years from the date of commercial operation of the last unit of the project provided that this Agreement may be extended, amended, renewed or replaced by another agreement on such terms and for such future period of time as the parties may mutually agree. However, the provisions of this agreement shall continue to operate till this agreement is formally renewed, amended, extended, or replaced, in case the second party continue to get power from **NEEPCO** after expiry of this agreement without further renewal or formal extension thereof.

7.0 NOTICE

All notices required or referred to under this Agreement/ Acts shall be in writing and signed by the respective authorised signatories of the parties mentioned herein unless otherwise notified. Each such notice shall be deemed to have been duly given if delivered or sent by registered mail/speed post of Department of Post with an acknowledgement due, to the other party.

NEEPCO

Executive Director(Comml)/ General Manager (Comml)
NEEPCO Ltdd, Brookland Compound,
Lower New Colony, Shillong – 793003

ASEB

(a) Addl. Chief Engineer (Com-T)
ASEB, Bijulee Bhawan, Paltanbazar, Guwahati- 781001.

8/9/04

8/9/04

With intimation to
(b) Superintending Engineer (C&C),
ASEB, Kahilipara, Guwahati- 781019

In witness whereof the parties hereto have caused this Agreement to be executed hereunder by their duly authorised representative(s) at Guwahati on the day, month, and year mentioned above

FOR AND ON BEHALF OF NEEPCO

8/9/04

(J. BARKAKATI)
Executive Director (O&M),
NEEPCO, Shillong- 793003.

WITNESS:

9/9/04

(1) (U. BORA),
Executive Director (Project) II
NEEPCO, Guwahati - 781005.

(2) (A.K. BHARALI),
Co ordinator, NEEPCO,
Guwahati - 781005

08/09/04

FOR AND ON BEHALF OF ASEB

(S. RAHMAN) 8/9/04
Addl. Chief Engineer (Com-T), ASEB,
Bijulee Bhawan, Paltanbazar,
Guwahati- 781001

WITNESS:

(1) (K. GOSWAMI),
Asstt. Executive Engineer, ASEB,
Bijulee Bhawan, Paltanbazar, Guwahati- 781001.

08/09/04

(2) (J. P. CHOUDHURY),
Asstt. Executive Engineer, ASEB,
Bijulee Bhawan, Paltanbazar, Guwahati- 781001.

08/09/04

10 Rs.



POWER PURCHASE AGREEMENT

BETWEEN

NORTH EASTERN ELECTRIC POWER CORPORATION LTD

AND

POWER DEPARTMENT, GOVT. OF ARUNACHAL PRADESH

THIS POWER PURCHASE AGREEMENT hereinafter called "PPA" is entered into on the 21st day of May Two Thousand Four between North Eastern Electric Power Corporation Limited, a Company incorporated under the Companies Act, 1956 having its registered office at Brookland Compound, Lower New Colony, Shillong-793003 (hereinafter called NEEPCO) which expression unless repugnant to the context or meaning thereof include its successors and assigns as " First Party" and Power Department, Govt. of Arunachal Pradesh(hereinafter referred to as "Power Department, AP" or the "Second Party")

PREAMBLE

WHEREAS NEEPCO has been established by the Govt. of India with an objective to construct, commission, own, operate and maintain Electrical Generating Plant.

AND WHERAS NEEPCO has been entrusted by the Govt. of India to construct, commission, own, operate and maintain the 600MW Kameng Hydro Electric Project located in West Kameng District of Arunachal Pradesh.

AND WHERAS the Second Party is agreeable to purchase 50% (300MW) of power from Kameng Hydro Electric Project out of the total installed capacity of 600MW of which 12% of the total energy generation shall be supplied free of cost in lieu of over all distress caused to land, forest, river bed and other natural resources.

10 Rs.



Now, THEREFORE, in consideration of the premises and mutual agreements, covenants and conditions set forth herein, it is hereby agreed by the parties as follows:

1.0 QUANTUM OF POWER

1.1 The Second Party shall be entitled to draw not less than 10% (60MW) by scheduling at least one unit available round the clock and up to 50% (300 MW) during peak demand out of the total installed capacity of 600MW of which 12% of total energy generation shall be supplied free of cost subject to NERLDC regulations. However, entitlement on the real time shall be pro rata percentage basis of the available plant capacity.

. Delivery point for drawal of power shall be the ex-power plant bus.

1.3 Scheduling of power will be as per terms of this agreement.

1.4 India Grid Code and CERC guidelines shall govern in the event of any difficulty in interpretation of this agreement.

2.0 TARIFF

2.1 The estimated tariff at 2003 price level for the first year is 160 paise per unit at powerhouse bus bar. The first party shall make all efforts to contain the tariff within this level and this estimated tariff shall have a bearing on the tariff proposal to be submitted to the CERC.

2.2 The final tariff shall however be decided by the Central Electricity Regulatory Commission (CERC) on completion of the project.

2.3 Generation Tariff payable by the Second Party to the First Party for power generated from Kameng Hydro Electric Project shall be as approved by CERC.

2.4 In addition to the Generation Tariff indicated at 2.3 above, the Second Party shall also be liable to pay applicable Connectivity Charges for transmission of power from power plant bus to the Grid as approved by CERC.

3.0 BILLING AND PAYMENT

2.1 Billing will be done on the basis of Regional Energy Accounts (REA) prepared by North Eastern Regional Electricity Board (NEREB) and as per prevailing CERC Tariff Regulation.

3.2 Payment shall be made by the Second Party as provided in the Terms and Conditions of Tariff Regulation of CERC as applicable at the time of operation of the project.

3.3 Rebate and Surcharge shall be in accordance with the Terms and Conditions of Tariff notified by CERC as applicable at the time of operation of the Project.

4.0 ARBITRATION

Dispute relating to matter or matters for which provision for arbitration is made in the Electricity Act,2003 or for which any statutory provision exists, or is made or may be made in the future by Competent Legislature shall be dealt with as provided under the relevant Act.

5.0 FORCE MAJEURE

All the parties shall ensure compliance with the terms of this agreement. However, no parties shall be liable for any claim, for any losses or damage(s) whatsoever arising out of failure to carry out the terms of this agreement to the extent that such failure is due to the force majeure on account of events such as rebellion, mutiny, civil commotion, riot, strike, lockout, fire, explosion, flood, drought, cyclone, lighting, earthquake, or other force, accident or act of God etc. But any party claiming the benefit of this clause shall satisfy the other party of the existence of such events.

6.0 DURATION OF AGREEMENT

This agreement shall come into force from the date of signing of the same by the parties and shall remain operative for a period of 15(fifteen) years provided the Agreement may be extended, amended, renewed or replaced by another agreement on such terms and for such future period of time as the parties may mutually agree. However, the provisions of this agreement shall continue to operate till this agreement is formally renewed, amended, extended, or replaced, in case the second party continues to get power from NEEPCO after expiry of this agreement without further renewal or formal extension thereof.

21/5

21/5/04

7.0 NOTICE

All notices required or refereed to under this Agreement/Acts shall be in writing and signed by the respective authorized signatories of the parties mentioned herein unless otherwise notified. Each such notice shall be deemed to have been duly given if delivered or sent by registered mail/speed post of Department of Post with an acknowledgment due, to the other party.

In witness whereof the parties hereto have caused this Agreement to be executed hereunder by their duly authorized representative(s) at Itanagar on the day, month, and year mentioned above.

FOR AND ON BEHALF OF
POWER DEPARTMENT, AP

21/05/04

WITNESS: Secretary (Power)
Govt. of Arunachal Pradesh
Itanagar

FOR AND ON BEHALF OF
NEEPCO

21/5/04

WITNESS: EXECUTIVE DIRECTOR (PROJECT)
NEEPCO LTD. : GUWAHATI

1. 21/5/04
(Er Anong Pesme)
Chief Engineer (Power) C & T & D
Department of Power
ITANAGAR

21/5/04
General Manager (C)
NEEPCO Ltd.

ANNEXURE-XI

P.1

भारत सरकार
केंद्रीय विद्युत प्राधिकरण
जल विद्युत परियोजना मूल्यांकन प्रभाग (HPA Division)
सातवां तल, सेवा भवन (उ.), आर.के. पुरम, नई दिल्ली-110066
(आई.एस.ओ. 9001-2000)

No. के.वि.प्रा./10/6/2011/HPA/1680

Dated: 9.01.2012

To

The Executive Director (BD&C)
NEEPCO
15, NBCC Tower, Bhikaji Cama Place,
New Delhi.

(Fax No. 011-26188213)

Subject: Revised power potential study of Kameng HEP (600 MW)

Sir,

NEEPCO vide letter no. NEEPCO/ND/F-32/2011-12, dated 21.11.2011 have submitted revised Power Potential studies of Kameng HEP (600 MW) based on revised hydrology series for 13 years (1969-70 to 1981-82), approved by CWC on 09.11.2011. The revision in hydrology was necessitated because of changes made by M/s NEEPCO in planning/ layout of certain structures of project at preconstruction stage. There was change in catchment area of Bichom/Tenga dams.

2. At the time of TEC, power potential studies were carried out considering hydrology from 1969-70 to 1980-81 (12 years) with 90% dependable year assessed as 1976-77. The installed capacity fixed was 600 MW. The TG efficiency was considered as 87%. The annual energy generation in 90% year was assessed as 3591.67 GWh.

3. The Chapter of revised power potential chapter submitted by NEEPCO was framed based on approved hydrology and considering change in certain parameters viz. 90% dependable year, average TWL, net head, TG efficiency, etc. NEEPCO mentioned that the project is currently under construction and significant works had been completed (till 13th November, 2011) which include 10.124 km boring of HRT out of 14.47 KM, 100% boring of surge shaft, 70% of surge shaft lining, 80% boring of high pressure tunnel, 70% open excavation for surface penstock & valve house and 38 nos. of 6 m diameter steel liner for Tenga crossing ferrules for a length of 95m, etc. Besides, power house works are also under way. Keeping in view the progress of works, the installed capacity was kept unchanged since any change in IC would necessitate change in all the hydel, civil components.

4. The power potential has been examined and parameters adopted for revised studies/power potential finalized are as under:

NEEPCO
New Delhi
North Eastern Electric Power Corporation

Sl. No.	Item	As per TEC	As finalised
1.	Hydrology Series	1969-70 to 1980-81	1969-70 to 1981-82
2.	90% Dependable Year	1976-77	1981-82
7.	Aquatic Releases (cumec)	Nil *	Nil *
3.	Net Head (m)	500	492.75
5.	Average TWL (EL)	231.0	234.637
6.	Head Loss (m)	-	40.78
4.	Efficiency of TG Set	87%	92.98%
8.	Installed Capacity (MW)	600	600
11.	Firm Power (MW)	163.52	168.86
12.	Peaking (Hours)	6.54	6.75
9.	Annual Energy (MU)	3592	3431
10.	Design Energy (MU) at 95% m/c availability	-	3353
13.	Annual load factor (%)	68.33	65.1
14.	Lean period Load Factor (%)	-	35.0

* Not considered, since no stipulation in this regard is available in environment clearance for Kameng HEP.

The power potential studies have been vetted keeping in view the parameters, progress of construction work as indicated in para 3 above and installed capacity of the project has been kept unchanged as 600 MW with 4 units of 150 MW each. The design energy at 95% m/c availability works out to 3353 MU and the same was assessed without considering aquatic releases since currently, no stipulations of MoEF is available with regard to downstream releases for environment. NEEPCO may, however, get the energy benefits reviewed in case any stipulation is made in this regard by the appropriate authority, later.

The summary of finalised power potential studies indicating inflows, power and energy generation of Kameng HEP is attached at Annex-I.

Encl: as above

(A.K. Mittal)
Director (HPA)

ANNEXURE - XII

ANNUAL REPORT 2020-21

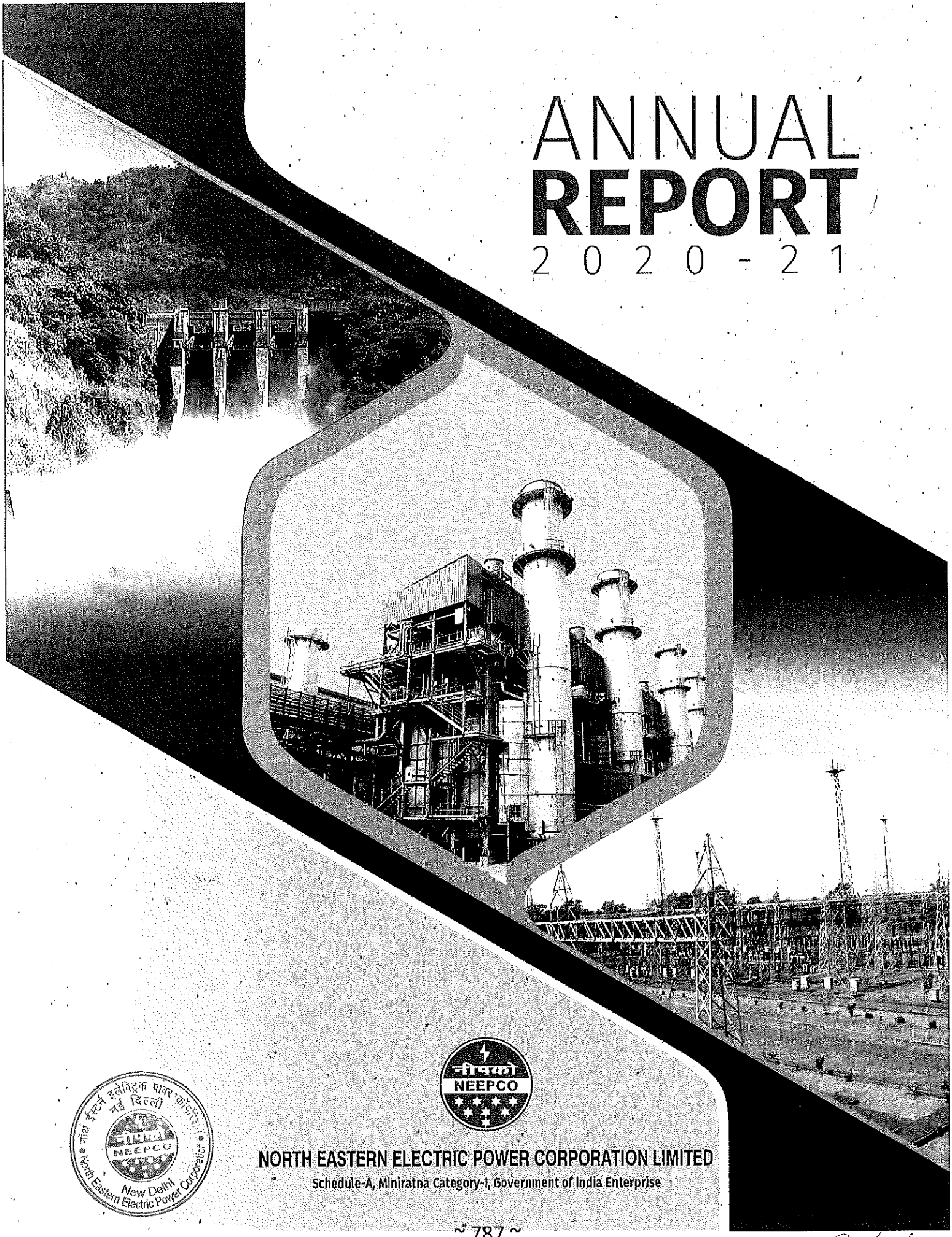

नीपको
NEEPCO

NORTH EASTERN ELECTRIC POWER CORPORATION LIMITED

Schedule-A, Miniratna Category-I, Government of India Enterprise

नॉर्थ ईस्टर्न इलेक्ट्रिक पावर कॉर्पोरेशन नई दिल्ली
नीपको NEEPCO
North Eastern Electric Power Corporation New Delhi

ET Gobd

Directors' Report
for the year 2020-21

Dear Members,

On behalf of the Board of Directors, it is my privilege to present the 45th Annual Report on the performance of your Corporation during the Financial year ended on 31st March 2021, along with the audited Statement of Accounts, Auditors Report and Review of the Accounts by the Comptroller & Auditor General India for the period.

FINANCIAL PERFORMANCE

The performance of the Corporation for the financial year ended 31st March 2021 and 31st March 2020 are summarized below:

PERFORMANCE AT A GLANCE

(₹ in lakhs)

Sl. No.	Items	2020-21	2019-20*
A	Revenue from Operation	228809.42	216576.28
B	Other Income	26634.86	4031.07
C	Total Income (A + B)	255444.28	220607.35
D	Profit before depreciation, interest, exceptional item and tax	129713.66	81943.65
E	Depreciation and Amortization expenses	65614.53	34302.60
F	Profit after depreciation but before interest, exceptional item and tax	64099.13	47641.05
G	Finance cost	50932.61	17309.98
H	Profit after depreciation and interest but before exceptional items and tax	13166.52	30331.07
I	Exceptional Items – (Income)/Expenses	4076.02	-
J	Profit before tax (H – I)	9090.50	30331.07
K	Tax Expenses	4300.35	10702.91
L	Profit after Tax (J – K)	4790.15	19628.16
M	Other Comprehensive Income	(818.45)	(315.08)
N	Total Comprehensive Income (L + M)	3971.70	19313.08
O	Proposed final dividend	1500.00	2500.00
P	Share Capital	360981.04	360981.04
Q	Reserve & Surplus	284019.65	282547.95
R	Net Worth (P + Q)	645000.69	643528.99
S	Gross Block	1806020.09	1002265.61
T	Capital Employed	1271296.59	470266.94
U	Number of Employees	2043	2170
V	Financial Ratios ::	-	-
	Gross Operating Margin	99002.78	77912.58
	Net Profit to Net Worth (%)	0.74%	3.05%
	PAT /Total Employment (₹ in lakhs)	2.34	9.05
	Debt Equity Ratio	1.17	1.12
	Liquidity (ratio)	0.50	0.38
	Current Ratio	0.57	0.43
	Sales Turnover/ Net Block (%)	16.84 %	35.02%
	Debtor Turnover Ratio (days)	99	109
	Earnings per Share (₹) (Basic and Diluted)	0.13	0.54

* Restated

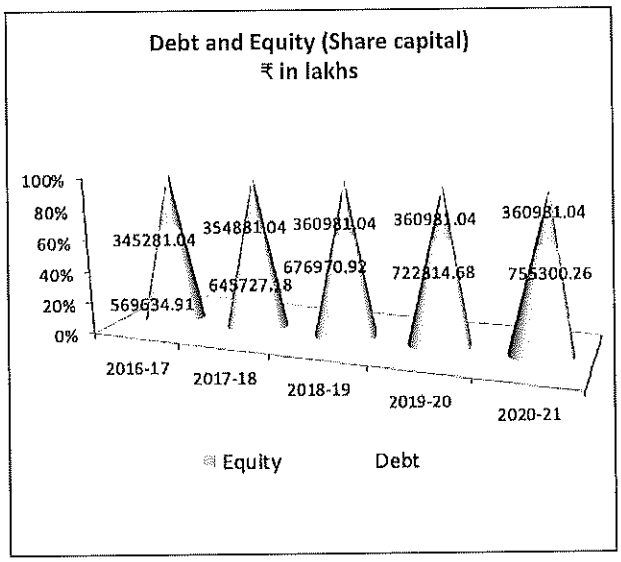

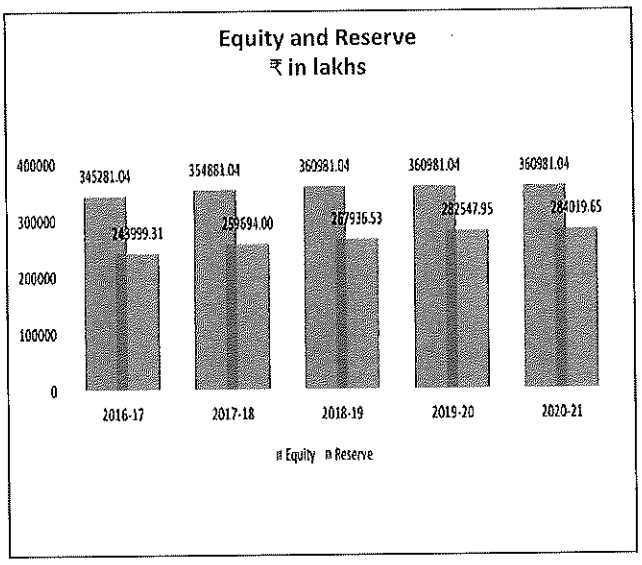

Income analysis

Total income of the Corporation for the year 2020-21 is ₹255444.28 lakh (previous year ₹220607.35 lakh).

Analysis of Expenditure w.r.t. Total income

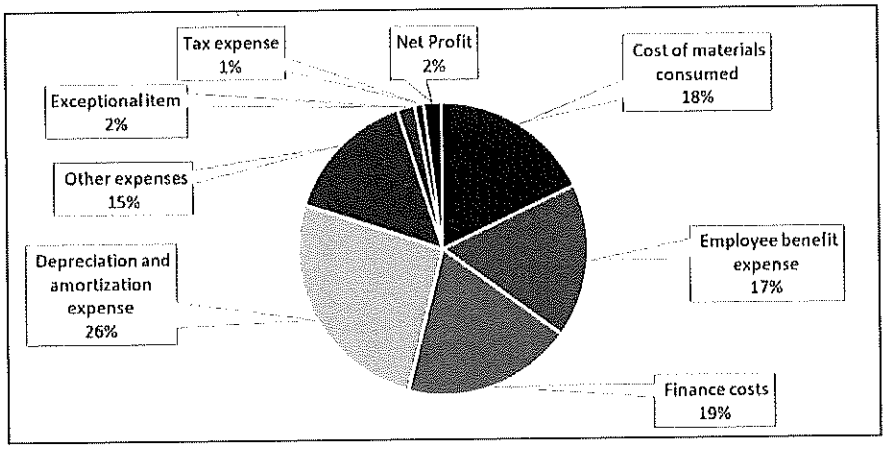

- The above analysis excludes Movement in Regulatory Deferral Accounts balance & Tax thereon

Profit before and after tax

The Corporation earned a profit before tax of ₹9090.50 lakh as against of ₹30331.07 lakh of previous year and the profit after tax amounts to ₹4790.15 lakh as against previous year figure of ₹19628.16 lakh.

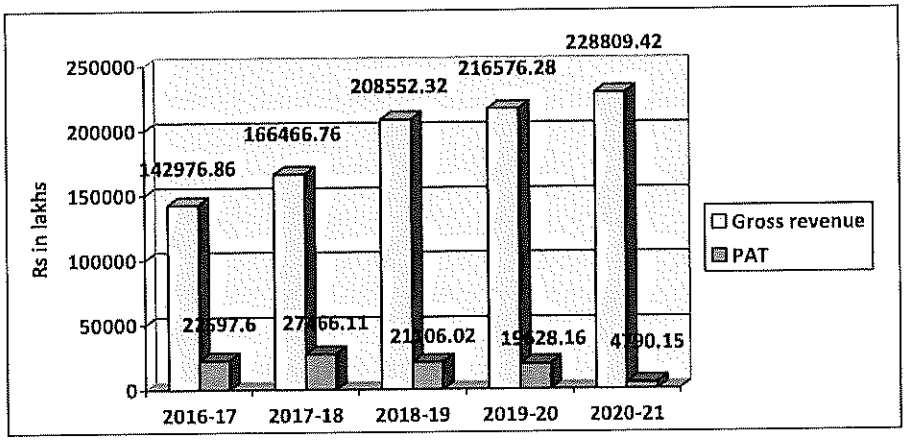

Dividend

The Company has not paid any interim dividend for the financial year 2020-21. Your Directors have recommended a final dividend of ₹1500.00 lakh for the year 2020-21. The total dividend payout for the year amounts to ₹1500.00 lakh i.e. ₹0.04 per equity share. The dividend pay-out represents 31.31% of Profit after Tax (PAT). The final dividend shall be paid subject to your approval in the Annual General Meeting.

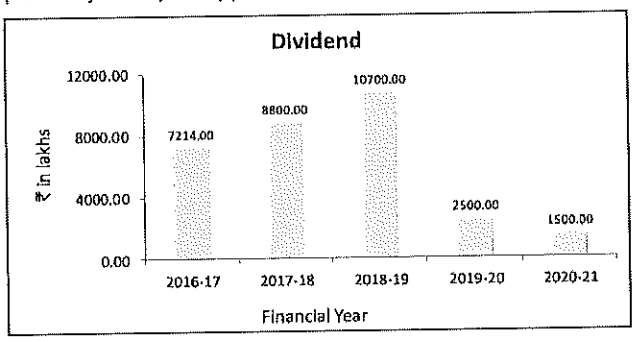

FINANCIAL REVIEW

A. CAPITAL STRUCTURE

The Authorised Share Capital of the Corporation as on 31.03.2021 stood at ₹500000.00 lakh and the Paid up Capital was ₹360981.04 lakh (Previous year ₹360981.04 lakh).

B. BORROWINGS

The Corporation mobilised a loan of ₹170600.00 lakh from various domestic agencies during the financial year 2020-21.

C. NET WORTH

The Net Worth of the Corporation excluding capital reserve as on 31st March, 2021 was ₹645000.69 lakh against ₹643528.99 lakh as on 31st March, 2020 representing a growth of 0.23%.

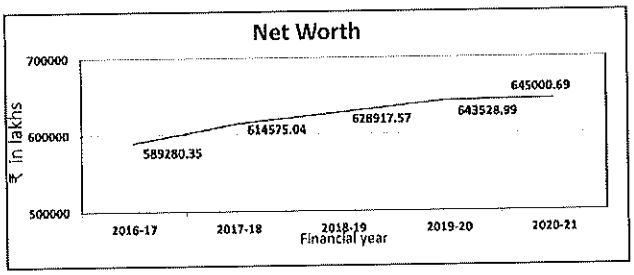

D. GROSS OPERATING MARGIN

The Gross Operating Margin of the Corporation as on 31st March, 2021 was ₹99002.78 lakh against ₹77912.58 lakh as on 31st March, 2020.

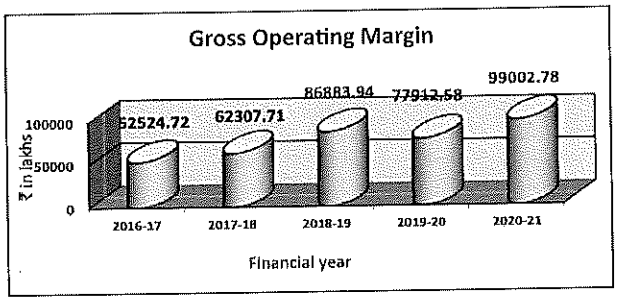

E. STATUTORY AUDITOR

L K Kejriwal & Co, Chartered Accountants, Guwahati was appointed as the Statutory Auditor of the Company, by the Comptroller & Auditor General of India for the financial year 2020-21.

F. MANAGEMENT COMMENTS ON STATUTORY AUDITOR'S REPORT

The Statutory Auditor of the company has submitted the report on the Financial Statements of the Company for the financial year 2020-21. The report of the Statutory Auditor dated the 10th June 2021 is given at **ANNEXURE-6A** (for Stand-alone Financial statements) and **ANNEXURE-6B** (for Consolidated Financial Statements). The Management's Reply to the "Emphasis of Matters" and "Internal Financial Control" in the Statutory Auditors Report is given in **ANNEXURE-6C**.

G. REVIEW OF ACCOUNTS BY COMPTROLLER & AUDITOR GENERAL OF INDIA

The Comptroller & Auditor General of India has conducted supplementary audit of the financial statements (Stand alone as well as Consolidated) of the Company for the FY 2020-21 under Section 143 (6) (a) of the Companies Act, 2013. Comments of the C&AG on the financial statements of your Company are given at **ANNEXURE-7** for Stand-alone Financial statements and for Consolidated Financial Statements.

H. COST AUDIT

As prescribed under the Companies (Cost Records and Audit) Rules, 2014, the Cost Accounting Records are being maintained by all operating stations of your Company. M/s. Bandyopadhyaya Bhaumik & Co, Guwahati was appointed under section 148 of the Companies Act, 2013 as Cost Auditor for the financial year 2020-21 for conducting cost audit of cost

accounting records of the Company. The Cost Audit for the year 2020-21 has been completed. The Cost Audit Report for the financial year ended March 31, 2021 shall be filed within the prescribed time under the Companies (Cost Records & Audit) Rules, 2014.

I. **SECRETARIAL AUDITOR**

M/s. Biman Debnath & Associates, Practicing Company Secretaries, Guwahati, was appointed as the Secretarial Auditor of the Company for conducting the secretarial audit for the year 2020-21. The Secretarial Audit Report in Form No.MR-3 for the financial year ended 31st March 2021 as audited by M/s. Biman Debnath & Associates, Practicing Company Secretaries is enclosed as **ANNEXURE -8**.

PLANTS IN OPERATION

POWER GENERATION

The total generation achieved during the year 2020-21 is 6869.86 MU against the MoU "Excellent" target of 6600 MU. Power generation achievement in FY 2020-21 vis-à-vis FY 2019-20 is given below:

Power Station	Generation Target (MU) FY 2020-21 for "Excellent" MOU rating	Actual Generation (MU) FY 2020-21	Actual Generation (MU) FY 2019-20	Actual Plant Availability Factor (%) FY 2020-21	Actual Plant Availability Factor (%) FY 2019-20
AGBPP (291 MW), Assam	1660	1570.19	1704.03	64.62	69.44
AGTCCPP (135 MW), Tripura	760	880.00	806.91	83.11	74.97
TGBPP (101 MW), Tripura	585	532.67	713.46	63.30	87.53
Thermal Total	**3005**	**2982.86**	**3224.40**	-	-
Kopili H E Plant (275 MW), Assam					
Kopili Power Station (200 MW) *	0.00	0.00	716.87	0.00	93.44
Khandong Power Station (50 MW)	34	67.84	190.47	34.87	55.05
Kopili Stage-II Power Station (25 MW)	15	0.00	103.59	0.00	57.97
Doyang H E Plant (75 MW), Nagaland	168	203.87	180.92	60.32	65.63
Ranganadi H E Plant (405 MW), Arunachal Pradesh	1275	1399.26	1289.42	95.51	84.73
Tuirial H E Plant (60 MW), Mizoram	210	158.83	177.01	74.27	75.04
Pare H E Plant (110 MW), Arunachal Pradesh	465	522.30	471.52	90.53	88.98
Kameng H E Plant (600 MW), Arunachal Pradesh	1422	1529.57	26.45	86.09	-
Hydro Total	**3589**	**3881.68**	**3156.25**	-	-
Monarchak Solar (5 MW), Tripura	6	5.33	6.65	12.13	15.08
NEEPCO Total	**6600**	**6869.86**	**6387.29**	-	-
Actual APAF (%) achieved during 2020-21 (Weighted Average)	**79.61**				
*** Cumulative generation and PAF of Kopili Power Station are up to 07.10.2019. The station is presently under Reconstruction, Renovation & Modernization**					

Achievement:

All 4 (four) units of 600 MW Kameng Hydro Electric Project have been declared for commercial operation during the year Financial Year 2020-21. Commercial operation dates (COD) of the Kameng HEP units are as shown: -

Unit # 1: 17/06/2020.
Unit # 2: 01/07/2020.
Unit # 3: 22/01/2021.
Unit # 4: 12/02/2021.

HYDRO ELECTRIC PLANTS

A) 275 MW Kopili Hydro Electric Plant (KHEP), Assam.

Kopili Hydro Electric Plant	Installed Capacity (MW)	Generation in Million Units			Normative Annual Plant Availability Factor (NAPAF) (%)	Actual Plant Availability Factor (APAF) (%) during 2020-21
Power Stations		Design Energy	MoU Target (Excellent)	Actual during 2020-21		
Kopili Power Station	200 (4 x 50 MW)	1186.14*	Reconstruction, Renovation & Modernization is in progress.			
Khandong Power Station	50 (2 x 25 MW)	277.65	34	67.84	67	34.87
Kopili Stage-II Power Station	25 (1 x 25 MW)	86.30	15	0.00	69	0.00
Total	**275**	**1550.09**	**49**	**67.84**	-	-

** The design energy of Kopili Power Station has since been revised to 993.80 MU as conveyed by CEA on 05.03.2021.*

a) 4 X 50 MW Kopili Power Station is under reconstruction, renovation & modernization. Schedule date of commissioning is December, 2022.

b) Unit - I & II of Khandong Power Station were under shutdown w.e.f. 17/02/2020 for inspection and repairing of water conductor system. The units were brought back to the grid on 05/11/2020 and 07/11/2020 respectively.

c) Kopili Stage - II unit is under shutdown w.e.f. 20/01/2020 for inspection and repairing of water conductor system.

Present Status of Renovation & Modernization of Kopili Power Station

- The rupture of penstock on 07.10.2019 led to massive flooding of the Power Station and switchyard. The power station was submerged in water with mud.
- Electro-mechanical equipment in the Power Station, Penstock and a part of 220 KV Switchyard were badly damaged. Major structures like Dam, Intake, Head Race Tunnel, surge shaft, power house building however, were not affected by the unprecedented event.
- Modalities for undertaking Emergency/Enabling and Reconstruction works, was taken up immediately. Restoration work commenced with cleaning and dismantling of the power station and switchyard equipment.
- Progress of work slowed down due to the COVID-19 pandemic, lockdown and strictures imposed by the local bodies affecting swift movement of men, machine and materials. Subsequently, when restrictions eased, contractors/vendors revisited their offers for the required supply, work and services. Progress of work also gradually picked up.
- Works at site were carried out duly conforming to Standard Operating Procedures (SOP) issued by the Government of India from time to time.

  Status of the works for the year are as under:

  - Dismantling work of Penstock – I and II is completed. Cutting of Anchor Blocks is in progress. Two Butterfly Valves have also been dismantled.
  - Dismantling of underwater parts of all the 4 units of the Power House is completed.
  - Cutting and dismantling of transformer Cooling Water pipes at turbine floor is in progress. Cutting and dismantling of Air Ducts & firefighting pipe lines is in progress.
  - Dismantling of Generator Transformers is completed.
  - Dismantling of damaged equipment of 220 kV Switchyard is in progress.
  - Restoration of 33 kV Switchyard is in progress.
  - New DG set has been put on service.
  - Installation of drainage and dewatering pumps, SSB, UAB, etc. is in progress.
  - Order placed for Design, Fabrication, Supply, Erection, Testing & Commissioning of Penstock and Steel In-Liners in Umrong System and for two Penstock protection butterfly valves.
  - Order placed for supply and supervision of complete Erection, Testing and Commissioning of 5(Five) 65 MVA, 11/220 KV, Three Phase Generator Step Up Transformers.
  - Order placed for supply and delivery of 3 (three) sets of Stainless Steel 1400 mm dia. Spherical Valves (MIV) with associated items and refurbishment of one MIV.
  - Order placed for Supply and Supervision of Complete Assembly, Erection, Testing and Commissioning at site of all Electro Mechanical Equipment to be installed in the Power House.

  Work order issued for Civil works pertaining to restoration/reconstruction of the Plant.

B) 75 MW Doyang Hydro Electric Plant (DHEP), Nagaland

Doyang Hydro Electric Plant	Installed Capacity (MW)	Generation in Million Units			Normative Annual Plant Availability Factor (NAPAF) (%)	Actual Plant Availability Factor (APAF) (%) during 2020-21
		Design Energy	MoU Target (Excellent)	Actual during 2020-21		
	75 (3x 25 MW)	227.24	168	203.87	70	60.32

APAF shortfall of DHEP was due to shutdown of Unit # 3 w.e.f. 08/03/2020 to 17/02/2021 due to Generator Transformer failure.

C) 405 MW Ranganadi Hydro Electric Plant (RHEP), Arunachal Pradesh

Ranganadi Hydro Electric Plant	Installed Capacity (MW)	Generation in Million Units			Normative Annual Plant Availability Factor (NAPAF) (%)	Actual Plant Availability Factor (APAF) (%) during 2020-21
		Design Energy	MoU Target (Excellent)	Actual during 2020-21		
	405 (3 x 135 MW)	1509.66	1275	1399.26	88	95.51

The design energy of RHEP has since been revised to 1293.73 MU as conveyed by CEA on 14.03.2021.

D) 60 MW Tuirial Hydro Electric Plant (TrHEP), Mizoram

Tuirial Hydro Electric Plant	Installed Capacity (MW)	Generation in Million Units			Normative Annual Plant Availability Factor (NAPAF) (%)	Actual Plant Availability Factor (APAF) (%) during 2020-21
		Design Energy	MoU Target (Excellent)	Actual during 2020-21		
	60 (2 x 30 MW)	250.63	210	158.83	85	74.27

Generation achievement and APAF shortfall from TrHEP is due to less availability of reservoir water, restriction imposed by SLDC, Mizoram & system constraints.

- The Revised Cost Estimate at November, 2017 price level was vetted by the Central Electricity Authority (CEA) on 08.03.2019 for ₹117535.00 Lakh. Further, the CEA vetted the IDC & FC of Tuirial HEP on 05.04.2019 for ₹6880.00 Lakh (₹6861.00 Lakh IDC + ₹19.00 Lakh FC). Indexed capital cost of the Project amounts to ₹124415.00 Lakh.
- As desired by Ministry of Power, Govt. of India vide letter dated 8th January 2021, the Revised Cost Estimate of the Project has been submitted to NTPC.
- Equity of ₹16404.00 Lakh is received. Balance equity of ₹2258.00 Lakh is yet to be received.

E) 110 MW Pare Hydro Electric Plant (PHEP), Arunachal Pradesh.

Pare Hydro Electric Plant	Installed Capacity (MW)	Generation in Million Units			Normative Annual Plant Availability Factor (NAPAF) (%)	Actual Plant Availability Factor (APAF) (%) during 2020-21
		Design Energy	MoU Target (Excellent)	Actual during 2020-21		
	110 (2x 55 MW)	506.42	465	522.30	85	90.53

- The CEA vetted cost for the project stands at ₹164031.00 Lakh, including IDC and FC of ₹23804.00 Lakh.
- As desired by Ministry of Power, Govt. of India vide letter dated 8th January 2021, the Revised Cost Estimate of the Project has been submitted to NTPC.
- Equity of ₹20620.00 Lakh is received. Balance equity of ₹28589.00 Lakh is yet to be received.

F) 600 MW Kameng Hydro Electric Plant (KaHEP), Arunachal Pradesh

Kameng Hydro Electric Plant	Installed Capacity (MW)	Generation in Million Units			Normative Annual Plant Availability Factor (NAPAF) (%)	Actual Plant Availability Factor (APAF) (%) during 2020-21
		Design Energy	MoU Target (Excellent)	Actual during 2020-21		
	600 (4x150 MW)	3353	1422	1529.57	Yet to be notified by CERC	86.09

- Revised Cost Estimate of the Project amounting to ₹792734.21 Lakh at Jun-2019 PL was submitted to the CEA on 30.08.2019. The last Unit of the Project was declared for commercial operation on 12.02.2021. The RCE at completion cost is being processed for submission and obtaining approval.
- Equity of ₹87170.00 Lakh is received. Balance equity of ₹150650.00 Lakh is yet to be received.

THERMAL PLANTS

A) 291 MW Assam Gas Based Power Plant (AGBPP), Assam

Assam Gas Based Power Plant (Combined cycle)	Installed Capacity (MW)	Generation in Million Units			Normative Annual Plant Availability Factor (NAPAF) (%)	Actual Plant Availability Factor (APAF) (%) during 2020-21
		Annual Energy	MoU Target (Excellent)	Actual during 2020-21		
	291 (6 x 33.5 MW + 3 x 30 MW)	1746	1660	1570.19	72	64.62

Generation achievement and APAF shortfall from AGBPP is due to less availability of Gas and low requisition by the beneficiaries.

Assam Gas Based Power Plant (Combined Cycle)	Gas Supplier	Contracted Quantity (MMSCMD)	Average Gas supply (MMSCMD)		
			2018-19	2019-20	2020-21
	M/s OIL	1.40	1.24	1.30	1.24

The Gas Sale and Purchase Agreement with M/s OIL is for supply of 1.40 MMSCMD of gas to the plant. Gas supply was restricted w. e. f. July, 2020 to an average of 0.82 MMSCMD. As communicated by M/s OIL, the reduced gas supply is due to the major fire incident that took place on 9th June, 2020 in one of the operating wells in Baghjan area of Tinsukia District in Assam and forced closure of nearby wells of M/s OIL by protesters of local NGOs. Quantum of gas increased w.e.f. October, 2020. Average Gas supply during 2020-21 was 1.24 MMSCMD.

B) 135 MW Agartala Gas Turbine Combined Cycle Power Plant (AGTCCPP), Tripura

Agartala Gas Turbine Combined Cycle Power Plant	Installed Capacity (MW)	Generation in Million Units			Normative Annual Plant Availability Factor (NAPAF) (%)	Actual Plant Availability Factor (APAF) (%) during 2020-21
		Annual Energy	MoU Target (Excellent)	Actual during 2020-21		
	135 (4 x 21 MW + 2 x 25.5 MW)	810	760	880.00	85	83.11

PAF achievement shortfall of AGTCCPP is due to less availability of Gas.

Agartala Gas Turbine Combined Cycle Power Plant	Gas Supplier	Contracted Quantity (MMSCMD)	Average Gas supply (MMSCMD)		
			2018-19	2019-20	2020-21
	M/s GAIL	0.75	0.50	0.62	0.69

The Gas Sales and Transportation Contract between NEEPCO and GAIL, is for supply of 0.75 MMSCMD of gas to the plant, to be supplied from the gas fields of M/s ONGC. Average Gas drawn during 2020-21 was 0.69 MMSCMD.

C) 101 MW Tripura Gas Based Power Plant (TGBPP), Tripura

Tripura Gas Based Power Plant (Combined Cycle)	Installed Capacity (MW)	Generation in Million Units			Normative Annual Plant Availability Factor (NAPAF) (%)	Actual Plant Availability Factor (APAF) (%) during 2020-21
		Annual Energy	MoU Target (Excellent)	Actual during 2020-21		
	101 (1 x 65.42 MW + 1 x 35.58 MW)	752.05	585	532.67	85	63.30

Generation achievement and APAF shortfall from TGBPP is due to very less availability of Gas.

Tripura Gas Based Power Plant (Combined Cycle)	Gas Supplier	Contracted Quantity (MMSCMD)	Average Gas supply (MMSCMD)		
			2018-19	2019-20	2020-21
	M/s ONGC	0.50	0.43	0.42	0.37

NEEPCO signed an agreement with M/s ONGC for supply of 0.5 MMSCMD of gas (182.5 MMSCM annually) for the Plant. Average Gas supply during 2020-21 was 0.37 MMSCMD. Power Generation was also affected, due to restriction imposed by SLDC, Tripura.

RENEWABLE ENERGY PLANT

A) 5 MWp Grid Interactive Solar PV Power Plant at TGBPP Site, Tripura:

The energy generated from the plant during 2020-21 was 5.33 MU against MoU" Excellent" target of 6.00 MU with Capacity Utilization Factor (CUF) of 12.13 %. Energy Generation was as per solar irradiation.

ANALYSIS OF POWER GENERATION

Net Energy Generation achieved during the year 2020-21 was 6869.86 MU against 6387.29 MU achieved during FY 2019-20. Total energy generation in 2020-21 including loss due to system constraints, untraded amount, under requisition which are not attributable to NEEPCO is 7246.46 MU. Increase in energy generation with respect to the previous year is 7.55%. There was an increase in installed capacity in FY 2020-21 by 17.08% (2057 MW) w.r.t. installed capacity of FY 2019-20 (1757 MW). Total energy injected into the grid with respect to the total in NER was 37%.

Renewable Energy Initiative:

A) 200 MW Solar PV Power Project at Odisha:

In-principle approval of State Agencies of Odisha was obtained for setting up the project. In-principle approval of the MoP for start of project was also sought. However, considering the cost, availability of land, low irradiance factor, etc., the 200 MW Project was found unviable.

The Board of Directors in its 261st BOD meeting held on 30th October 2020 approved the closure of the Project at Dhenkanal, Odisha.

B) Ultra Mega Renewable Energy Power Park (UMREPP):

NEEPCO was allotted the state of Odisha for development of Solar Park of 1800 MW capacity under Ultra Mega Renewable Energy Power Park (UMREPP) Scheme of MNRE. A proposal was submitted to Govt of Odisha for formation of SPV/JV with Government of Odisha's nominated agency for development of UMREPP. Consultations/discussions were held with the Govt. of Odisha for their affirmation on the development of the Solar Park as JVC with NEEPCO.

However, in a meeting held on 12.06.2020 under the Chairmanship of Hon'ble Minister (I/C), Power & NRE at MNRE, New Delhi, it has been recorded that, the land in Odisha was not found suitable for setting up of UMREPP & accordingly, exemption from setting up of UMREPP was sought by NEEPCO.

C) Renewable energy initiatives:

Process is ongoing for identification of renewable energy projects. NEEPCO in association with Solar Energy Corporation of India Ltd. (SECI) is planning to initiate ground work for establishment of solar in the Solar rich Kargil and Leh Divisions. To start the activities, an office at Saspol, Leh District with manpower is established.

ONGOING PROJECT

600 MW Kameng H.E. Project (KaHEP), Arunachal Pradesh:

a. All major works required for commissioning of the project in March, 2018 were completed by the last week of February, 2018 and two hydro turbine - generator units of 150 MW each (Unit – I & Unit – II) were put on trial mechanical run on 08.03.2018 and 10.03.2018 respectively. However, multiple leakages in the penstocks were noticed on 12th March 2018 and as a result penstock rectification works had to be undertaken.

b. Rectification works of Penstock – I & II were completed on 09.10.2019 and 27.11.2020 respectively.

c. Rectification works of Penstock – II was hampered due to Covid-19 pandemic and subsequent nationwide "Lockdown". Moreover, strictures imposed by the local bodies restricted movement of Labour, equipment and manpower, etc. which adversely affected rectification activities.

d. Despite Covid-19 pandemic and restraint, all four units of 150 MW each were commissioned and commercial operation commenced after running the generating units for a continuous period of 12 hours in compliance to Clause 6.3 A.2 and 6.3 A.3 of the Central Electricity Regulatory Commission (India Electricity Grid Code) (Fourth Amendment), Regulation 2016. Date of commissioning and commercial operation dates (COD) for each unit are:

Sl. No.	Units	Commissioning (12 Hours Trial Run at Full Load)	COD
1	Unit-1	13-06-2020	17-06-2020 (00:00 hrs)
2	Unit-2	29-06-2020	01-07-2020 (00:00 hrs)
3	Unit-3	20-01-2021	22-01-2021 (00:00 hrs)
4	Unit-4	10-02-2021	12-02-2021 (00:00 hrs)

Cumulative expenditure incurred up to 31st March, 2021 was ₹822589.00 Lakh, out of which an amount of ₹27891.00 Lakh was spent during 2020-21.

OTHER PROJECTS

Pradhan Mantri Sahaj Bijli Har Ghar Yajona – SAUBHAGYA

NEEPCO was entrusted to carry out Rural Electrification works in the State of Tripura under the "Pradhan Mantri Sahaj Bijli Har Ghar Yojana – SAUBHAGYA" scheme on behalf of TSECL, Tripura. The sanction order by TSECL was issued to NEEPCO on 27.07.2018. NEEPCO in turn issued order to the Contractor on 27.07.2018 itself. The works were undertaken in the two Districts of Sepahijala and South Tripura.

However, scope of the work was reduced in South Tripura District as it was decided in a meeting with TSCEL in presence of REC, that TSCEL would cover 2 (two) blocks (Rajnagar and Hrishyamukh) out of 8(eight) blocks originally assigned to NEEPCO.

Subsequently, in a meeting held on 28-12-2020 chaired by Principal Secretary (Power), Govt. of Tripura, some additional work of service connections under SAUBHAGYA Scheme in Sepahijala & South Tripura Districts was allotted to NEEPCO.

NEEPCO has successfully provided 12639 service connections in South Tripura and Sepahijala Districts of Tripura under SAUBHAGYA scheme.

Handing over and taking over formalities of service connections has already been initiated with TSECL and is in progress.

District wise statement showing achievement of completion of service connections including additional connections as on 25.03.2021 is given below:

Sl. No.	Description	Unit	Sepahijala District			South Tripura District		
			Target		Achieved	Target		Achieved
			As per Scope	As per DI		As per Scope	As per DI	
1	Service Connection	Nos.	5529		5729	5289		6910
2	ACSR Conductor	Km.	98.65	183.6	183.6	141.56	226.81	220.878
3	AB Cable 1 Ph	Km.	432.95	432.00	432.00	572.817	488.067	492.316
4	AB Cable 3 Ph	Km.	22.52	21.70	21.70	76.9965	51.410	49.587
5	Pole Erection- Steel (8m.)	Nos.	8254	7102	7102	8539	6964	6964
6	Pole Erection- Steel (9m.)	Nos.	1152	839	839	1724	1111	1111
7	Pole Erection- PCC (8m.)	Nos.	5025	4897	4897	7255	5462	5462
8	Pole Erection- PCC (9m.)	Nos.	2022	900	900	2588	1150	1150
9	DTR (16 KVA)	Nos.	NIL	NIL	NIL	18	15	15
10	DTR (25 KVA)	Nos.	124	124	124	142	102	102
11	DTR (63 KVA)	Nos.	48	48	48	35	27	27

**Note: D.I. = Dispatch Instruction.*

UPCOMING PROJECTS

Under S&I SCHEME: (Ownership Basis)		
S.N.	Project	Status
		HYDRO
1.	Wah Umiam St-III HEP (85 MW), Meghalaya	▪ MoA was signed between NEEPCO & Govt. of Meghalaya (GoM) on 20th April 2012. ▪ MoEF&CC recommended Environmental Clearance and shall be issued after Forest Clearance Stage –I (FC-I). ▪ FC – I is in process with the Forest and Environment Dept., GoM. As the degraded forest land required for Compensatory Afforestation could not be identified by F&E Dept., GoM, the matter was taken up with Hon'ble Minister, Forest & Environment, GoM and Hon'ble Chief Minister, GoM. ▪ Land survey for acquisition of private land is in process through concerned department of GoM. ▪ Efforts were initiated for identification of beneficiaries and finalization of PPA including cross border trading for sale of power from the project. ▪ The Central Electricity Authority meeting was held on 25.01.2021 in which the Authority opined there was no issue with the project technically, however, desired that the financial calculations needs to be relooked. Financial calculations were reworked and submitted to the CEA in March 2021. The CEA in its letter dated 12.07.2021 informed that the Authority in its meeting held on 10-06-2021 have agreed to accord the appraisal to the project, subject to submission of "Updated DPR" by NEEPCO. The updated DPR, duly taking into consideration the minor observations/ suggestions of various appraising groups during the course of examination of the DPR and the accepted financial calculation is submitted to the CEA on 15.07.2021.
2.	Wah Umiam St – I HEP (50 MW), Meghalaya	▪ These projects are located on the upstream of the Wah Umiam Stage-III HEP indicated above and were allotted on 12.03.2019. Thus, the whole Umiew basin has now been allotted to NEEPCO for development. ▪ Draft MoA was received from the State Government. NEEPCO furnished its observations and requested for review and necessary modification. Final MoA from Govt. of Meghalaya is expected soon. ▪ Pre-Feasibility Report (PFR) shall be finalized and preparation of DPR shall be taken up after signing of the MoAs.
3.	Wah Umiam St – II HEP (100 MW), Meghalaya	

NEEPCO has recently been allotted/ nominated for development of the following projects:

- **Nafra HEP (120 MW), Arunachal Pradesh:**
  - Government of Arunachal Pradesh (GoAP) conveyed allotment of the Project on 17.02.2021 for development on ownership basis with binding on NEEPCO of the subsequent decision of the current court case or any new case including arbitration.
  - Draft MoA and Copies of the Court appeal/ replies/ rejoinders etc. has been requested from GoAP on 11.03.2021.
- **Ujh Multipurpose Project (196 MW), UT of Jammu and Kashmir:**
  - In response to the communication received from MoP in October 2020, NEEPCO submitted its interest for the Project on 15.10.2020 and 10.11.2020.
  - All Hydro PSUs made presentation to the MoP and finally NEEPCO was nominated to Ministry of Jal Shakti for development of the project on Build and Transfer basis.

JOINT VENTURES:		
S.N.	**Project**	**Status**
		HYDRO
1.	Dibbin HEP (120 MW), Arunachal Pradesh.	▪ Shareholders' Agreement (SHA) was signed with KSK Energy Ventures Ltd. (KSKEVL) and KSK Electricity Financing India Pvt. Ltd. (KSKEFIPL) on 12.06.2014. ▪ Consideration of e-flow as per post TEC Basin Study Report brings down the Design Energy from 371 MU to 295 MU and the installed capacity gets revised to 80 MW. ▪ Various alternatives are being worked out to assess the viability of the project against the revised parameters. ▪ Meanwhile, KSKEVL has been registered under NCLT for liquidation. ▪ Put Notice to KSKEVL and KSKEFIPL was issued in September 2020 and response of only KSKEVL was received. ▪ It is decided to take Legal recourse on the issue.
2.	Siang Upper Stage-II HE Project (3750 MW), Arunachal Pradesh.	▪ MoA with the Govt. of Arunachal Pradesh was signed on 28th May, 2013 for development of the Project in Joint Venture between NEEPCO, NHPC and the State Govt. ▪ NEEPCO prepared the PFR and started the DPR activities involving M/s RusHydro International (India) Pvt. Ltd. However, all activities on the project are presently on hold as per the advice of MoP vide letters dated 18.11.2015 and 02.02.2016 and further studies on the installed capacity of the project is being worked out involving CEA, NEEPCO and other PSUs. ▪ As discussed with GoAP, survey for submergence area and land use pattern has been taken up involving NESAC.
3.	Kurung HEP (330 MW), Arunachal Pradesh	▪ MoA with the Govt. of Arunachal Pradesh was signed on 27th January, 2015 for development of the Project in Joint Venture. ▪ ToR clearance obtained and PFR prepared. ▪ Pre-investment approval is on hold as per DIB meeting on 18.01.2018. As directed, revisit of certain MoA clauses was taken up with GoAP. Matter was again taken up with Chief Secretary, GoAP on 17.03.2021, it is expected that the issue will be resolved at the earliest.

RESEARCH & DEVELOPMENT (R&D)

The following R&D Project was undertaken during the year 2019-20 and project is in progress during the year 2020-21.

"Design of an automatic communication system through Cloud computing using sensor based automated input for efficient operation of Ranganadi HEP with due emphasis on downstream concerns up to confluence with Subansiri River".

Expenditure incurred on Research & Development for the year 2020-21 is Nil.

E-GOVERNANCE / IT INITIATIVES

The ERP-SAP implementation works is in the Realization / Pilot Go Live Phase. The File Life Cycle Management (FLM) module and part of the Employee Self Services (ESS) module has been rolled-out in all locations. Activities related to Pilot Go-Live for 3 locations (Shillong, Guwahati and AGBPP) is in progress. The Enterprise wide Go Live is expected to be achieved during FY 2021-22.

In preparation for readiness of robust network connectivity for the ongoing ERP-SAP implementation, the Internet Bandwidth Pool from PGCIL has been increased to 200 Mbps from the existing 100 Mbps which is being centrally managed for distribution from the Central (Shillong) Head Quarter Hub except for Tuirial and TGBP which are presently on BSNL Point to Point Lease Line connectivity. A 10 Mbps Radio Frequency (RF) internet link from Airtel at Kimi under Kameng HEP and another 10 Mbps link from Jio Communication Ltd., for Tuirial HEP has also been commissioned during the period for better connectivity.

For control and authentication of IT Services, the Active Directory (AD) Services has been implemented in the Head Quarter Shillong in the first phase which is being extended to all other project/plant locations and offices.

In its endeavor for continuous improvement of services rendered and in response to the working and travelling challenges posed during Covid-19 pandemic situation, the IT department facilitated remote video Conferencing Solutions via Microsoft Teams and enabled various meetings, trainings, collaborations of official matters on this platform. Also, purchase and issuance of laptops, provisioning of Network Attached Storage Devices (NAS) and securing connectivity via VPN (Virtual Private Networks) were taken up. As a security measure, use of external storage devices like pen drives, external hard disks etc. has been disabled and stopped.

Ongoing IT initiatives like upgradation of the Network equipment and Consolidation of Servers have also been taken up. With the approved IT Policy in place, it is expected that the usage of IT Systems will be strengthened and will be consistent with the business goals of the Corporation.

Public Procurement Policy for Micro & Small Enterprises (MSEs)

The total value of goods and services procured from MSEs (including MSEs owned by SC/ST and women entrepreneurs) are as shown below:

Sl. No.	Description	2018-19	2019-20	2020-21
1	Total procurement in ₹ Lakh	18406.00	21856.59	71116.11
2	Total procurement from MSEs in ₹ Lakh	1302.00	943.56	4613.32
3	Total procurement from MSEs owned by SC/ST entrepreneurs in ₹ Lakh	63.00	295.71	551.59
4	Total procurement from MSEs owned by women entrepreneurs in ₹ Lakh	20.00	20.18	66.62
5	Percentage of procurement from MSEs out of total procurement	7.08%	4.32%	6.49 %
6	Percentage of procurement from MSEs owned by SC/ST entrepreneurs out of total procurement	0.34%	1.35%	0.78 %
7	Percentage of procurement from MSEs owned by women entrepreneurs out of total procurement	0.11%	0.09%	0.09 %

RIGHT TO INFORMATION (RTI)

The Right to Information Act, 2005, is implemented to promote accountability, transparency and efficiency. Apart from receiving off-line RTI applications, NEEPCO is also linked to the online system of RTI request & Appeal Management Information Systems, "RTIMIS" portal. Through this portal, on-line RTI applications are processed. Details of First Appellate Authority, Nodal officer, Public Information Officer (PIO) and Central Public Information Officers (CPIOs), are uploaded in the corporate website. Further, as per directive of the Central Information Commission (CIC) and in compliance to Section 4 of RTI Act, NEEPCO engaged the Indian Institute of Public Administration (IIPA), New Delhi for third party audit of proactive disclosure of information. The Institute has submitted its audit report for 2019-20, which is uploaded in CIC and in NEEPCO's website.

RTI Applications received & disposed during FY 2020-21 are shown hereunder:

Compliance of the RTI Act, during the year 2020-2021	
Number of applications/appeals received	101
Number of applications/appeals disposed	81

RISK MANAGEMENT POLICY

The Risk Management Policy (RMP), is effective from February, 2016. Thereafter, based on the recommendation of the Audit Committee, the Board of Directors (BOD) in its Meeting held on 10.05.2019 approved its amendment in regard to the methodology of computation of Risk Exposure as well as the minimum period for review of the RMP. The amended RMP was issued in May, 2019.

The Policy establishes a structured and disciplined approach to Risk Management, including development of Risk Register to guide and prioritize decisions on risk related issues. Various risks faced by the projects, plants and offices are being identified with their mitigation measures and are continuously monitored by the Corporate QSHE & Risk Cell. To ensure proper monitoring, the heads of projects/plants/offices submits quarterly status report on identified risks and mitigation measures to the Chief Risk Officer (CRO), who is the Nodal Officer of all risk related matters, for reporting it to the Risk Review Committee (RRC). The RRC annually apprise the same, after scrutiny, to the Audit Committee (AC) on the key risks faced by the Corporation and the mitigation measures undertaken/proposed. The AC presents the relevant findings to the Board of Directors for approval/guidance/advice.

Meetings of Risk Review Committee comprising of the 3(three) functional Directors are held annually to highlight and prioritize key risks and their mitigation measures.

HUMAN RESOURCE DEVELOPMENT (HRD)

Training and development can contribute enormously towards employee's performance, productivity and motivation for overall organizational growth. Training is an indispensable function, which is needed to learn, maintain and upgrade knowledge and skills throughout employees' working life. As such, HRD Department has been working towards facilitating the employees with quality training opportunities so as to help them acquire new skills, sharpen existing ones, help them to discharge present job responsibilities and also prepare them for future job roles. Apart from honing functional competencies, emphasis has also been laid to facilitate the employees with behavioural and management development programmes.

Owing to the outbreak of COVID pandemic and necessity of maintaining social distancing, online training has been imparted during the year.

- **HRD Highlights:**
  - **Details of training imparted to employees during the year:**
    (Total numbers of employees participating in training)

Grade Wise	Type of training		Total
	In-house training	External Training (Within India)	
Executive	103	205	308
Supervisor	62	1	63
Workman	85	5	90
Total	250	211	461

Category of Employees	Type of training		Total
	In-house training	External Training (Within India)	
➢ Employees of ST Category	72	40	112
➢ Employees of SC Category	22	29	51
➢ Employees of OBC Category	42	54	96

➢ Representation of women employees in training during the year:

Women Employees participated in training during the year	In-house	82
	External (within India)	06
	Total	88

➢ Training Man-days:

Total Training Man-days	In-house	655
	External (within India)	3375
	Total	4030

➢ Apprenticeship Training:

In compliance of the Apprentices Act, 1961 & amendments and as per guidelines and notifications received from Competent Authority from time to time, utmost emphasis has been given for enabling eligible students to undergo apprenticeship training at NEEPCO. Status of Apprenticeship training is as under:

Target Band of percentage of apprentices to be imparted apprenticeship Training	Percentage of apprentices imparted apprenticeship training at NEEPCO during FY: 2020-21
2.5 % to 15% of total manpower strength of the establishment including Contractual staff	5.6 % achieved

MANPOWER STRENGTH

As on 01.04.2020, the manpower strength was **2170 employees** which includes regular employees and Work charge employees but excludes CVO.

During the year, no employee was recruited, whereas 128 employees had separated as per details below:

ATTRITION DURING THE YEAR	
REASON	NO. OF EMPLOYEES
Expired	13
Resigned	3
Dismissed	0
Voluntarily Abandoned	1
Premature Retirement	3
Superannuated	108
TOTAL	128

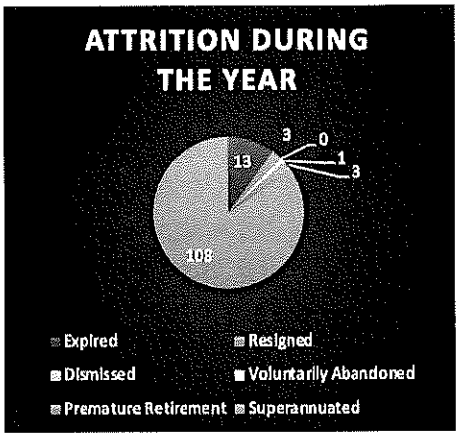

As on 31st March, 2021, the Manpower Strength came down to **2042 employees** from 2170.

ANNEXURE -1

Form No. MGT-9
EXTRACT OF ANNUAL RETURN
As on the financial year ended on 31-03-2021

Pursuant to section 92(3) of the Companies Act, 2013 and rule 12(1) of the Companies (Management and administration) Rules, 2014

I. REGISTRATION AND OTHER DETAILS

i)	CIN	U40101ML1976GOI001658
ii)	Registration Date	02-04-1976
iii)	Name of the Company	NORTH EASTERN ELECTRIC POWER CORPORATION LIMITED
iv)	Category / Sub-Category	Government Company
v)	Address of the Registered office and contact details	Brookland Compound Lower New Colony Shillong – 793 003 Meghalaya Telephone: (0364) 2308470
vi)	Whether listed company Yes / No	Equity Shares not listed. PSU Bonds are listed in BSE Limited
vii)	Name, Address and Contact details of Registrar and Transfer Agent, if any	Equity – Not applicable Bonds – KFin Technologies Private Limited Karvy Selenium Tower B Plot number 31 & 32 Financial District Gachibowli Hyderabad - 500 032
viii)	Web Address	www.neepco.co.in

II. PRINCIPAL BUSINESS ACTIVITIES OF THE COMPANY

All the business activities contributing 10% or more of the total turnover of the company shall be stated:

Sl. No.	Name and Description of main products / services	NIC Code of the Product / service	% of total turnover of the company
1	Generation of Power	351	100%

III. PARTICULARS OF HOLDING, SUBSIDIARY AND ASSOCIATE COMPANIES

Sl. No.	Name and Address of the Company	CIN / GLN	Holding / Subsidiary / Associate	% of shares held	Applicable Section
1	NTPC Limited, NTPC Bhawan, SCOPE Complex, 7 Institutional Area, Lodhi Road, New Delhi - 110003	L40101DL1975GOI007966	Holding	100%	2(46)
2	KSK Dibbin Hydro Power Private Limited, 8-2-293/82/A/431/A, ROAD NO. 22 JUBILEE HILLS, HYDERABAD TG 500033 IN	U40108TG2007PTC053501	Associate	30%	2(6)

IV. SHARE HOLDING PATTERN (Equity Share capital Breakup as percentage of Total Equity)

i) Category-wise Share Holding

Category of Shareholders	No. of shares held at the beginning of the year				No. of shares held at the end of the year				% change during the year	
	Demat	Physical	Total	% of Total Shares	Demat	Physical	Total	% of Total Shares		
A. Promoters										
(1) Indian										
a) Individual / HUF										
b) Central Govt.										
c) State Govt.										
d) Bodies Corp	3609810400	-	3609810400	100%	3609810400	-	3609810400	100%	-	-
e) Banks / FI										
f) Any other										
Sub-total (A) (1)	3609810400	-	3609810400	**100%**	**3609810400**	-	**3609810400**	**100%**	-	-
(2) Foreign										
a) NRIs – individuals										
b) Other Individuals										
c) Bodies Corp.										
d) Banks / FI										
e) Any other										
Sub-total (A)(2)										
B. Public Shareholding										
1. Institutions										
a) Mutual Funds										
b) Banks / FI										
c) Central Govt.										
d) State Govt.										
e) Venture Capital Funds										
f) Insurance Companies										
g) FIIS										
h) Foreign Venture Capital Funds										
i) Others (specify)										
Sub-total (B)(1)										
2. Non-Institutions										
a) Bodies Corp.										
i) Indian										
i) Overseas										
b) Individuals										
i) Individual shareholders holding nominal share capital upto ₹1 lakh										
ii) Individual shareholders holding nominal share capital in excess of ₹1 lakh										
Sub-total (B)(2)										
Total Public shareholding (B)=(B)(1)+(B)(2)										
C. Shares held by Custodian for GDRs & ADRs										
Grand Total (A+B+C)	**3609810400**	-	**3609810400**	**100%**	**3609810400**	-	**3609810400**	**100%**	-	-

(ii) Shareholding of Promoters

Shareholder's Name	Shareholding at the beginning of the year			Shareholding at the end of the year			% changes in shareholding during the year
	No. of shares	% of total Shares of the Company	% of Shares Pledged / encumbered to total shares	No. of shares	% of total Shares of the Company	% of Shares Pledged / encumbered to total shares	
NTPC Limited along with its Joint holders	3609810400	100%	-	3609810400	100%	-	-

(iii) Change in Promoters' Shareholding (please specify, if there is no change)

NTPC LIMITED	Date	Shareholding at the beginning of the year		Cumulative Shareholding during the year		Reason
		No. of shares	% of total shares of the company	No. of shares	% of total shares of the company	
At the beginning of the year	01.04.2020	360,98,10,400	100%	360,98,10,400	100%	
Date wise increase / Decrease in Promoters Shareholding during the year specifying the reasons for increase / decrease (e.g. allotment / transfer / bonus/ sweat equity etc.)	-	-	-	-	-	-
At the End of the year	**31.03.2021**	-	-	**360,98,10,400**	**100%**	-

There has been no change in the Promoters' shareholding during the Financial year 2020-21.

(iv) Shareholding Pattern of top ten Shareholder (other than Directors, Promoters and Holders of GDRs and ADRS):

For each of the Top 10 Shareholders	Shareholding at the beginning of the year		Cumulative Shareholding during the year	
	No. of Shares	% of total shares of the company	No. of shares	% of total shares of the company
At the beginning of the year	Nil	Nil	Nil	Nil
Date wise Increase/ decrease in Share holding during the year specifying the reasons for increase / decrease (e.g. allotment / transfer / bonus / sweat equity etc).	Nil	Nil	Nil	Nil
At the End of the year (or on the date of separation, if separated during the year).	Nil	Nil	Nil	Nil

EXTRACT OF ANNUAL RETURN

ANNEXURE – 2A

Form AOC - I

Part "B":

Associates and Joint Ventures

Statement pursuant to Section 129 (3) of the Companies Act, 2013
related to Associate Companies and Joint Ventures

Sl. No.	NAME OF JOINT VENTURES	KSK DIBBIN HYDRO POWER PVT. LTD.
1	Latest unaudited Balance Sheet Date	31.03.2021
2	Shares of Joint Ventures held by the company on the year end	
	No.	2,79,30,000
	Amount of Investment in Joint Venture (In ₹)	27,93,00,000.00
	Extent of Holding %	30%
3	Description of how there is significant influence	Voting right
4	Reason why the joint venture is not consolidated	CFS prepared as per Ind AS-28
5	Net worth attributable to Shareholding as per latest audited Balance Sheet (In ₹)	1,07,96,63,140.00
6	Profit / Loss for the year (In ₹)	
	i. Considered in Consolidation	1,56,483.00
	ii. Not Considered in Consolidation	3,65,127.00

1. **Names of associate or joint ventures which are yet to commence operations.**
   KSK DIBBIN HYDRO POWER PRIVATE LIMITED

2. **Names of associates or joint ventures which have been liquidated or sold during the year.**
   Nil

For and on behalf of the Board of Directors

(Vinod Kumar Singh)
Chairman & Managing Director
DIN: 07471291

Dated: 26-08-2021
Place: New Delhi

C. REMUNERATION TO KEY MANAGERIAL PERSONNEL; OTHER THAN MD/ WTD

(Amount in ₹)

Sl. No.	Particulars of remuneration	Key Managerial Personnel			
		CEO	Company Secretary	Chief Financial Officer	Total
			Shri Chiranjeeb Sharma	Shri Baidyanath Maharana *	
1.	Gross salary				
	(a) Salary as per provisions contained in section 17(1) of the Income tax Act,1961		42,37,900	37,82,957	80,20,857
	(b) Value of perquisites u/s 17(2) Income tax Act,1961				
	(c) Profits in lieu of salary under section 17(3) Income tax Act,1961				
2	Stock Option				
3.	Sweat equity				
4.	Commission - as % of profit - others, specify				
5.	Others, please specify				
	Total		42,37,900	37,82,957	80,20,857

* Appointed as Chief Financial Officer (CFO) during the year.

PENALTIES/PUNISHMENT/COMPOUNDING OF OFFENCES :

Type	Section of the Companies Act	Brief Description	Details of Penalty/ Punishment/ Compounding fees imposed	Authority (RD / NCLT/ Court)	Appeal made, if any (give Details)
A. Company					
Penalty	Nil	Nil	Nil	Nil	Nil
Punishment	Nil	Nil	Nil	Nil	Nil
Compounding	Nil	Nil	Nil	Nil	Nil
B. Directors					
Penalty	Nil	Nil	Nil	Nil	Nil
Punishment	Nil	Nil	Nil	Nil	Nil
Compounding	Nil	Nil	Nil	Nil	Nil
C. Other Officers in default					
Penalty	Nil	Nil	Nil	Nil	Nil
Punishment	Nil	Nil	Nil	Nil	Nil
Compounding	Nil	Nil	Nil	Nil	Nil

For and on behalf of the Board of Directors

(Vinod Kumar Singh)
Chairman & Managing Director
DIN: 07471291

Dated: 26-08-2021
Place: New Delhi

EXTRACT OF ANNUAL RETURN

ANNEXURE – 2B

Form No. AOC - 2

Pursuant to clause (h) of sub-section (3) of section 134 of Companies Act, 2013 and Rule 8(2) of the Companies (Accounts) Rules, 2014

Form for disclosure of particulars of contracts/arrangements entered into by the company with related parties referred to in sub-section (1) of section 188 of the Companies Act, 2013 including certain arms length transactions under third proviso thereto

1	**Details of contracts or arrangements or transactions not at arm's length basis**	
a	**Name(s) of the related party and nature of relationship**	NTPC Vidyut Vyapar Nigam Ltd. A wholly owned subsidiary of NTPC Ltd.
b	**Nature of contracts/ arrangements/ transactions**	NEEPCO has become a member client of NTPC NVVN Ltd. for sale and purchase of power, trading of RECs and ESCerts on IEX/PXIL
c	**Duration of the contracts/ arrangements/ transactions**	Valid for one year which can be extended on mutually agreed terms & conditions
d	**Salient terms of the contracts or arrangements or transactions including the value, if any**	Trading (Sell and Buy) of power at power exchanges: 0.99 paisa per kWh. Trading of RECs at power exchanges: 0.99 paisa per kWh. Trading of ESCerts at power exchanges: ₹7 per ESCert
e	**Justification for entering into such contracts or arrangements or transactions**	Trading (Sell and Buy) of power at power exchanges is now 0.99 paisa per kWh which is lower by 0.01 paise per kWh from the earlier agreed rate of 1 paisa per kWh with the earlier service provider.
f	**Date(s) of approval by the Board**	15-09-2020
g	**Amount paid as advances, if any**	Nil
h	**Date on which the special resolution was passed in general meeting as required under first proviso to section 188**	Not applicable
2	**Details of material contracts or arrangement or transactions at arm's length basis**	
a	**Name(s) of the related party and nature of relationship**	Not Applicable
b	**Nature of contracts/ arrangements/ transactions**	Not Applicable
c	**Duration of the contracts/ arrangements/ transactions**	Not Applicable
d	**Salient terms of the contracts or arrangements or transactions including the value, if any**	Not Applicable
e	**Date(s) of approval by the Board, if any**	Not Applicable
f	**Amount paid as advances, if any**	Not Applicable

For and on behalf of the Board of Directors

(Vinod Kumar Singh)
Chairman & Managing Director
DIN: 07471291

Dated: 26-08-2021
Place: New Delhi

ANNEXURE – 3

REPORT OF CORPORATE GOVERNANCE

Corporate Governance deals with laws, practices and implicit rules that determine a company's ability to take informed managerial decision vis-a-vis its Stakeholders – in particular, its shareholders, creditors, customers, the State and employees. NEEPCO management tries to act in the best interest of all its stakeholders at all times and has adopted good Corporate Governance practices to benefit the greatest number of Stakeholders.

PHILOSOPHY ON CODE OF GOVERNANCE

(i) To have adequate control system in operation and provide information to the Board on a timely basis in a transparent manner so as to enable the Board to monitor the performance and ensure accountability of the Management.

(ii) To increase the efficiency of Business Enterprise for creation of wealth of the Enterprise and Country as a whole.

(iii) To ensure that Employees and Board subscribe to the corporate values and apply them in their conduct.

1. COMPOSITION OF BOARD AND PARTICULARS OF DIRECTORS

(i) Composition of Board

As on 31st March, 2021, the Board of Directors of the Company ("the Board") consists of 7 (seven) Directors, including 3 (three) whole-time Directors, 2 (two) Nominee Directors of NTPC Limited (Holding Company), 1 (one) Government part-time Director representing the Government of India and 1 (one) Independent Director.

The Composition of the Board and the number of other Directorship and Committee positions held by the Directors during the year ended as on 31st March, 2021 is as under:

FUNCTIONAL DIRECTORS / WHOLE TIME DIRECTORS

Name	Executive/ Non-executive/ Independent	No. of Other Directorships held *		No. of other committee membership held **	
		Public	Private	Public	Private
Shri Vinod Kumar Singh DIN : 07471291	Chairman & Managing Director	Nil	1	Nil	Nil
Shri Anil Kumar DIN: 08376723	Director (Personnel)	Nil	Nil	Nil	Nil
Shri Hemanta Kumar Deka $ DIN: 08795117	Director (Technical)	Nil	Nil	Nil	Nil
Shri M. Shiva Shunmuganathan # DIN : 07551379	Director (Finance)	Nil	Nil	Nil	Nil

DIRECTOR FROM THE MINISTRY OF POWER, GOVT. OF INDIA

Name	Executive/ Non-executive/ Independent	No. of Other Directorships held*		No. of other committee membership held**	
		Public	Private	Chairman	Member
Shri Raj Pal DIN : 02491831	Part-time Director from MOP	2	Nil	Nil	Nil

NOMINEE DIRECTORS OF NTPC LIMITED (HOLDING COMPANY)

Name	Executive/ Non-executive/ Independent	No. of Other Directorships held *		No. of other committee membership held **	
		Public	Private	Chairman	Member
Shri Anand Kumar Gupta $ # DIN: 7269906	Non-Executive	8	2	Nil	1
Shri Anil Kumar Gautam $ DIN: 08293632	Non-Executive	4	1	1	2
Shri Ujjwal Kanti Bhattacharya $ DIN: 08734219	Non-Executive	3	1	Nil	Nil

INDEPENDENT DIRECTORS

Name	Executive/ Non-executive/ Independent	No. of Other Directorships held*		No. of other committee membership held**	
		Public	Private	Chairman	Member
Smt. Mala Sinha DIN : 07979556	Non-official Part-time Director	Nil	Nil	Nil	Nil
Shri Saikhom Tikendra Singh # DIN : 08132314	Non-official Part-time Director	Nil	Nil	Nil	Nil
Prof. Bupinder Zutshi # DIN : 07937359	Non-official Part-time Director	Nil	Nil	Nil	Nil
Dr. Hari Narayan Borkataky # DIN : 07956359	Non-official Part-time Director	Nil	Nil	Nil	Nil

* Excludes Directorships in Foreign Companies, Alternate Directorships and Companies under Section 8 of the Companies Act, 2013.

** Other Committee Memberships include membership of only Audit Committee & Stakeholders Relationship Committee of other Companies only.

\# Ceased during the year.

$ Appointed during the year.

(ii) Non-Executive Director's Compensation & Disclosures

The Company has paid sitting fee to the Independent Directors.

(iii) Board Meetings, Committee Meetings & Procedures

a. Minimum four Board Meetings are held in each year. Apart from the four scheduled Board Meetings, additional Board Meeting can be convened by giving appropriate notice. In case of business exigencies or urgency of matters, resolution is passed by circulation.

b. The Board of Directors are given presentation covering Project Implementation and operations of the Company at each Board Meeting. The information is being placed before the Board in accordance to DPE guidelines.

c. 6 (Six) meetings of the Board of the Company were held during the year under review. The Company has held at-least one Board Meeting in each quarter. The details of the Board meetings are as under:

Sl. No.	Board Meeting No.	Date	Board Strength	No. of Directors present
1	258th Board Meeting	23-06-2020	9	8
2	259th Board Meeting	11-08-2020	9	8
3	260th Board Meeting	15-09-2020	8	7
4	261st Board Meeting	30-10-2020	8	7
5	262nd Board Meeting	12-11-2020	8	8
6	263rd Board Meeting	10-03-2021	8	8

d. Attendance of Directors in the Board Meeting and Annual General Meeting during the year under review is as under:

Name of the Directors	Attendance of Meetings during 2020-21		
	Board Meeting held during tenure	Board Meeting attended	Last AGM
Shri Vinod Kumar Singh	6	6	Yes
Shri M. Shiva Shunmuganathan #	Nil	Nil	N/A
Shri Anil Kumar	6	6	Yes
Shri Hemanta Kumar Deka $	5	5	Yes
Shri Raj Pal	6	3	No
Shri Anand Kumar Gupta$#	1	1	N/A
Shri Anil Kumar Gautam $	6	6	Yes
Shri Ujjwal Kanti Bhattacharya $	4	4	No
Prof. Bupinder Zutshi #	2	2	N/A
Dr. Hari Narayan Borkataky #	2	2	N/A
Shri Saikhom Tikendra Singh #	6	5	Yes
Smt. Mala Sinha	6	6	Yes

$Appointed during the year.
Ceased during the year.

e. The Board of Directors reviewed from time to time legal compliance report presented by the Company Secretary.

2. Code of Conduct

The Company is committed to conducting its business in accordance with the highest standards of business ethics and in compliance with all applicable laws, rules and regulations. It is hereby confirmed that the Code of Business Conduct and Ethics for Directors and Senior Management personnel was circulated among all concerned and complied with during the year under report.

3. Risk Management Policy

The Company has implemented the Risk Management Policy, as approved by the Board of Director of the Company.

4. Training of Board Members

The Board members are provided necessary documents/ brochures, reports and internal policies to enable them to familiarize with company's procedure and practice. Various Board Members were nominated to attend workshops/training programmes on relevant topics.

5. Audit Committee

The Audit Committee was constituted in the year 2001 and has been re-constituted as and when required. The constitution of Audit Committee as on 31st March, 2021 were as follows:

Sl. No.	Name	Chairperson / Member	Category (Independent / Executive / Non-Executive)
1	Smt. Mala Sinha	Chairperson	Independent
2	Saikhom Tikendra Singh #	Member	Independent
3	Shri Anil Kumar Gautam	Member	Non-Executive
4	Shri Hemanta Kumar Deka	Member	Executive

Ceased from Directorship after reconstitution of the Committee.

The Audit Committee met 5 (five) times during the year 2020-21. The meetings were also attended by Director (Finance), Head of the Internal Audit and Statutory Auditors as Special Invitees. The Company Secretary acts as the Secretary to the Committee.

Sl. No.	Name of the Director	Category (Independent / Executive / Non-Executive)	Meetings held during respective tenure of members	Meetings attended
1	Smt. Mala Sinha, Independent Director	Independent	5	5
2	Shri Anil Kumar Gautam $	Non-Executive	5	5
3	Prof. Bupinder Zutshi #	Independent	2	2
4	Dr. Hari Narayan Borkataky #	Independent	2	2
5	Shri Vinod Kumar Singh as Director (Technical) #	Executive	1	1
6	Shri Saikhom Tikendra Singh #	Independent	5	4
7	Shri Hemanta Kumar Deka $	Executive	4	4

$ Nominated as a member of the Audit Committee during the year.

Ceased to be a member of the Audit Committee during the year.

The Minutes of the Audit Committee were placed before the Board for information. The terms of reference of the Audit Committee are as under:

1) To assist the Board in its oversight functions relating to:
   a) quality and integrity of disclosures contained in the audited and unaudited financial statements;
   b) compliance with legal and regulatory requirements;
   c) qualifications, experience, performance and independence of external auditors;
   d) integrity of the internal controls established from time to time; and
   e) Investments of the Company.
2) To investigate into any matter in relation to the items specified in Section 177 of the Companies Act, 2013 or referred to it by the Board and for this purpose, shall have full access to information contained in the records of the Company and seek external professional advice, if necessary.
3) To investigate any activity within its terms of reference.
4) To seek information from any source including employees.
5) To obtain outside legal or other professional advice, if necessary.
6) To secure attendance of outsiders with relevant expertise, if it considers necessary.
7) To protect whistle blowers.
8) The role of the Audit Committee shall include the following:
   a) Overseeing the Company's financial reporting process and the disclosure of its financial information to ensure that the financial statements are correct, sufficient and credible.
   b) Reviewing with the management, the quarterly / half yearly financial statements before submission to the Board for approval.
   c) Reviewing with the management, annual financial statements and auditors report thereon before submission to the Board for approval, with particular reference to:
   d) Matters required to be included in the Directors' Responsibility Statement to be included in the Board's report in terms of clause (3)(c) of Section 134 of the Companies Act, 2013;
   e) Changes, if any, in accounting policies and practices and reasons for the same;
   f) Major accounting entries involving estimates based on the exercise of judgment by management;
   g) Significant adjustments made in the financial statements arising out of audit findings;
   h) Compliance with accounting standards issued by the Institute of Chartered Accountants of India;
   i) Compliance with legal requirements relating to financial statements;

j) Disclosure of any related party transaction; and

k) Qualifications in the draft audit report.

9) **Audit(s)**

a) **Internal Audit**

- Reviewing, with the management, performance of internal auditors (external firms) and adequacy of internal control systems.
- Reviewing the adequacy of internal audit (in house) function, if any, including the structure of internal audit department, staffing and seniority of the official heading the department, reporting structure coverage and frequency of such audit.
- Discussion with internal auditors on any significant findings and follow up thereon.
- Recommending to the Board appointment and fixation of fees for Internal Auditors for Audit and other services if any.

b) **Statutory Audit & Branch Audit**

- Discussion with Statutory Auditors & Branch Auditors before the audit commences, about the nature and scope of audit as well as post-audit discussion to ascertain any area of concern.
- Discussion with Statutory Auditors & Branch Auditors on any significant findings and follow up thereon.
- Recommending to the Board the fixation of Statutory and Branch Audit Fees.
- Approval of payment to statutory auditors for any other services (other than audit) rendered by them.
- Recommend the terms of appointment of the auditor, approval for rendering other services by the auditor as per section 144 and other applicable provisions, if any, of the Companies Act, 2013.

c) **Cost Audit & Tax Audit**

Recommending to the Board, the appointment, re-appointment and if required, replacement or removal of cost auditors and tax auditors and fixation of Audit fees and other terms of appointment.

10) Reviewing and monitoring the auditors' independence and performance and effectiveness of audit process.

11) Review the Cost Audit Report along with full information and explanation on every reservation or qualification contained therein and recommend the report to the Board for consideration

12) Provide an open avenue of communication between the independent auditor, internal auditor and the Board of Directors.

13) Review with the independent auditors the co-ordination of audit efforts to assure completeness of coverage, reduction of redundant efforts, and the effective use of all audit resources.

14) Consider and review the following with the independent auditors and management:

a) The adequacy of internal controls including computerized information system controls and security, and

b) Related findings and recommendations of the Independent auditor and internal auditor, together with the management responses.

15) Consider and review the following with the management, internal auditor and the independent auditor:

a) Significant finding during the year, including the status of previous audit recommendations

b) Any difficulties encountered during audit work including any restrictions on the scope of activities or access to required information.

16) Government audit- To review the follow up action on the audit observations of the C&AG audit.

17) Reviewing the findings of any internal investigations by the internal auditors/statutory auditors/other agencies into matters where there is suspected fraud or irregularity or a failure of internal control systems of a material nature and reporting the matter to the Board.

18) To look into the reasons for substantial defaults in the payment to the depositors, debenture holders, shareholders (in case of non-payment of declared dividends) and creditors.

19) To review the functioning of the Whistle Blower Mechanism.

20) To review the follow-up action taken on the recommendations of committee on public undertakings (COPU) of the Parliament.

21) Review and pre-approve all related party transactions in our Company. For this purpose, the Audit Committee may designate a member who shall be responsible for pre-approving related party transactions.

22) Review the Company's financial policies, commercial policies and risk management policies.
23) Evaluation of internal financial controls and risk management system.
24) Reviewing with the management, the statement of uses/application of funds raised through an issue (public issue, right issue, preferential issue etc.), the statement of funds utilized for purposes other than those stated in the offer document/ prospectus/notice, and the report submitted by the monitoring agency monitoring the utilization of proceeds of a public or right issue, and making appropriate recommendations to the Board to take up steps in this matter.
25) Scrutiny of inter-corporate loans and investments.
26) Valuation of undertakings or assets of the Company, wherever it is necessary.
27) Approval or any subsequent modification of transactions of the Company with related parties.
28) Review the following information:
    a) The management discussion and analysis of financial condition and results of operations;
    b) Statement of significant related party transactions (as defined by the Audit Committee), submitted by the management;
    c) Management letter / letters of internal control weaknesses issued by the statutory auditors;
    d) Internal audit reports relating to internal control weaknesses;
    e) The appointment, removal and terms of remuneration of internal auditors/chief internal auditor; and
    f) Certification / declaration of financial statements by the chief executive/chief finance officer.
29) To call for comments of the auditors about internal control systems, the scope of audit, including the observations of the auditors and review of financial statement before their submission to the Board and to discuss any related issue with the internal and statutory auditors and the management of the Company.
30) Review of the quarterly statement for deviation including report of monitoring agency, if applicable submitted to Stock Exchanges.
31) Appointment of the registered valuer and prescribing the terms and conditions as per section 247 of the Companies Act, 2013
32) Advise and evaluate on maintaining a proper system for storage, retrieval, display or printout of the electronic records.
33) Consult with the Internal Auditor for formulation of the scope, functioning, periodicity and methodology for conducting the internal audit.
34) The Audit Committee shall give the auditors of the company and the key managerial personnel a right to be heard in the meetings of the Audit Committee when it considers the auditor's report.
35) The Audit Committee shall oversee the vigil mechanism established for the directors and employees for reporting genuine concerns or grievances and shall provide for adequate safeguards against victimisation of employees and directors who use such mechanism. The Chairperson of the Audit Committee shall be directly accessible in appropriate and exceptional cases. In case of repeated frivolous complaints being filed by a director or an employee, the audit committee may take suitable action against the concerned director or employee including reprimand. Review contracts awarded on nomination / offer basis in terms of guidelines issued by the CVC / DPE/ other authorities, from time to time.
36) Carrying out such other functions as may be specifically referred to the Committee by the Company's Board of Directors and/or other Committees of Directors.

6. NOMINATION & REMUNERATION COMMITTEE

The Nomination & Remuneration Committee has been constituted in terms of DPE OM No. 2(70)/08-DPE(WC)-GL-XVI/08 dated 26th November, 2008. Further, in terms of Department of Public Enterprises (DPE) OM on Pay Revision and Section 178 of the Companies Act, 2013 applicable to a Government Company, the Terms of reference of the Nomination & Remuneration Committee are as under:

i) To decide the annual bonus / variable pay pool Performance Related Pay (PRP) and policy for its distribution across the executives (including Board Level executives) and non-unionized supervisors within the prescribed limits for each financial year.

ii) Identifying persons who may be appointed in senior management in accordance with the criteria laid down, and recommend to the board of directors their appointment and removal.

iii) Approval for any new appointments to be made by the Corporation.

The constitution of Nomination & Remuneration Committee as on 31st March, 2021 are as follows:

Sl. No.	Name	Chairman/ Member	Category (Independent/ Executive / Non-Executive)
1	Smt. Mala Sinha	Chairperson	Independent
2	Shri Saikhom Tikendra Singh #	Member	Independent
3	Shri Anil Kumar Gautam	Member	Non-Executive

Ceased from Directorship after reconstitution of the Committee.

The payments of remuneration to the employees of the Corporation are guided by the relevant Guidelines as issued by the Department of Public Enterprises.

During the year 2020-21 there was no Meeting of the Nomination & Remuneration Committee. The Company Secretary acts as the Secretary to the Committee.

7. CORPORATE SOCIAL RESPONSIBILITY COMMITTEE

The constitution of Corporate Social Responsibility Committee as on 31st March, 2021 are as follows:

Sl. No.	Name of the Director	Chairman/ Member	Category (Independent/ Executive / Non-Executive)
1	Shri Vinod Kumar Singh	Chairman	Executive
2	Smt. Mala Sinha	Member	Independent Director
3	Shri Saikhom Tikendra Singh #	Member	Independent Director
4	Shri Ujjwal Kanti Bhattacharya	Member	Non-Executive
5	Shri Anil Kumar	Member	Executive
6	Shri Hemanta Kumar Deka	Member	Executive

Ceased from Directorship after reconstitution of the Committee.

The Corporate Social Responsibility Committee met 3 (three) times during the year. The Company Secretary acts as the Secretary to the Committee.

Sl. No.	Name of the Director	Category (Independent/ Executive / Non-Executive)	Meetings held during respective tenure of members	Meetings attended
1	Shri Vinod Kumar Singh	Executive	3	3
2	Shri Anil Kumar	Executive	3	3
3	Dr. Hari Narayan Borkataky #	Independent	1	1
4	Shri Saikhom Tikendra Singh #	Independent	3	3
5	Shri Anil Kumar Gautam $#	Non-Executive	3	3
6	Shri Ujjwal Kanti Bhattacharya $	Non-Executive	Nil	Nil
7	Shri Hemanta Kumar Deka $	Executive	3	3
8	Smt. Mala Sinha $	Independent	Nil	Nil

$ Nominated as a member of the CSR Committee during the year.

Ceased to be a member of the CSR Committee during the year.

The detailed disclosure on Corporate Social Responsibility is enclosed as **ANNEXURE–10**.

8. DIRECTORS REMUNERATION

Our company being a Central Public Sector Undertaking, the appointment, tenure and remuneration of Directors are decided by the President of India. Hence, the Board does not decide remuneration of the Directors. Independent Directors are paid only sitting fees at rate fixed by the Board for attending the Board Meetings as well as Committee Meetings.

Details of remuneration of Functional Directors of the Company during the year 2020-21 are given below:

Amount in ₹

No.	Name	Designation	Salary & Allowances	Cont. to PF & Other Funds	Other Benefits	Total
1	Shri Vinod Kumar Singh	Chairman & Managing Director	48,69,127	4,22,779	17,77,354	70,69,260
2	Shri Anil Kumar	Director (Personnel)	46,03,880	3,64,718	13,23,608	62,92,206
3	Shri Hemanta Kumar Deka $	Director (Technical)	35,42,234	2,80,561	3,84,420	42,07,215
Total			**1,30,15,241**	**10,68,058**	**34,85,382**	**1,75,68,681**

$Appointed during the year.

9. DISCLOSURES:

There were no transactions of material nature with the Directors or the Management etc. which have potential conflict with the interest of the Company at large. As per requirement of Section 188(2) of the Companies Act, 2013 and Rule 8 of the Companies (Accounts) Rules, 2014, particulars of contracts and arrangements, during the financial year 2020-21, with related parties referred to in Section 188 (1) of the Companies Act, 2013 in Form No.AOC-2 is given in **ANNEXURE-2B.** The details of the Related Party Disclosure are included in notes forming part of the Accounts. The Company has been particular in adhering to the provisions of the laws and guidelines of regulatory authorities.

10. GENERAL BODY MEETING

The date, time and location where the last three Annual General Meeting were held are as under:

Financial Year	AGM No.	Date	Time	Location
2017-18	42nd AGM	24.09.2018	04.00 PM	New Delhi
2018-19	43rd AGM	24.09.2019	05.00 PM	New Delhi
2019-20	44th AGM	22.09.2020	03:00 PM	Through Video Conference

The details of the Special Resolution passed by the Company in its last three Annual General Meetings (AGM) are as under:

AGM No.	Date of AGM	Special Resolution passed
42nd AGM	24.09.2018	Nil
43rd AGM	24.09.2019	To create security by way of mortgage and / or hypothecation of the assets of the corporation for long term borrowings of ₹1,75,000.00 Lakh during 2020-21
44th AGM	22.09.2020	To create security by way of mortgage and/or hypothecation of the assets of the corporation for long term borrowings of ₹100,000.00 Lakh during 2021-22

11. SHAREHOLDERS INFORMATION

Since inception NEEPCO was a Wholly Owned Government of India Enterprise and the President of India and its nominees held 100% (Hundred Percent) equity shares of the Company. However, pursuant to the decision of the Government of India, a Share Purchase Agreement was signed between the President of India (Seller) and NTPC Limited (Buyer) on 25-03-2020. In pursuance to the Share Purchase Agreement dated 25-03-2020, the entire shares of NEEPCO held in the name of President of India (i.e. Government of India) and its nominee shareholders, were transferred to NTPC Limited and its nominee shareholders on 27-03-2020. NTPC Limited along with 6 other shareholders jointly holds 100% shares of NEEPCO w.e.f. 27-03-2020.

12. NAME OF DEBENTURE TRUSTEES WITH CONTACT DETAILS

Axis Trustee Services Ltd. 2nd Floor, Axis House, Bombay Dyeing Mills Compound Pandurang Budhkar Marg, Worli, Mumbai 400 025 Tele No: 022-24252525 / 43252525 Email: **debenturetrustee@axistrustee.in**	SBICAP Trustee Company Ltd. 202, Maker Tower 'E', Cuffe Parade Mumbai 400 005, Tele No:022-4302 5555 Fax No:022-4302 5500 Email: **helpdesk@sbicaptrustee.com**

For and on behalf of the Board of Directors

(Vinod Kumar Singh)
Chairman & Managing Director
DIN: 07471291

Dated: 26-08-2021
Place: New Delhi

ANNEXURE – 4

MANAGEMENT DISCUSSION AND ANALYSIS REPORT

INDUSTRY STRUCTURE AND DEVELOPMENTS

Electricity is one of the key enablers for sustaining the socio-economic growth of the country. Policies and schemes such as Make in India and Power for all, economic and population growth rate are likely to increase electrical energy requirement creating opportunities for the power sector companies for capacity addition.

As of 31st March 2021, the total installed capacity of India stood at 382.73 GW. Capacity addition from the Thermal and Hydro sectors during the financial year 2020-21 stood at 5436 MW, against the target of 11101 MW, which is 23.1% less as compared to the 7065 MW capacity added in the year 2019-20. Out of 5436 MW of capacity added during the year 2020-21, 4926 MW is thermal power and 510 MW is hydro power. [*Data source: CEA Executive Summary, March 2021*]

The electricity generation *(from conventional sources including hydro as conventional)* in the country in 2020-21 was 1234.44 BU registering a decline of 1.31% over 1250.78 BU electricity generated during the previous year. In terms of Power Supply Position (Demand/Availability) in the country, the deficit was 0.4% during 2020-21, while the shortfall in the NE Region was 4.3% during the same period. In terms of Peak Demand/Peak Met, the deficit in the country in 2020-21 was 0.4%, while that in the NE Region was 5.7%. [*Data source: CEA Executive Summary, March 2021*]

NEEPCO is keen to develop new power projects in a cost-effective manner with minimal impact on the environment. The successful implementation of 600 MW Kameng HE Project in Arunachal Pradesh during the year, the highest capacity addition, has enhanced its total installed capacity to 2057 MW registering an increase by 41%.

As on 31st March 2021, NEEPCO has a share of 42 % in terms of Installed Capacity in the NER. The Installed Hydro-Thermal Mix as on 31-03-2021 is at 74:26. The complementarity nature of energy generation from its gas and hydro based power installed capacities for the FY 2020-21 is shown in the plot below.

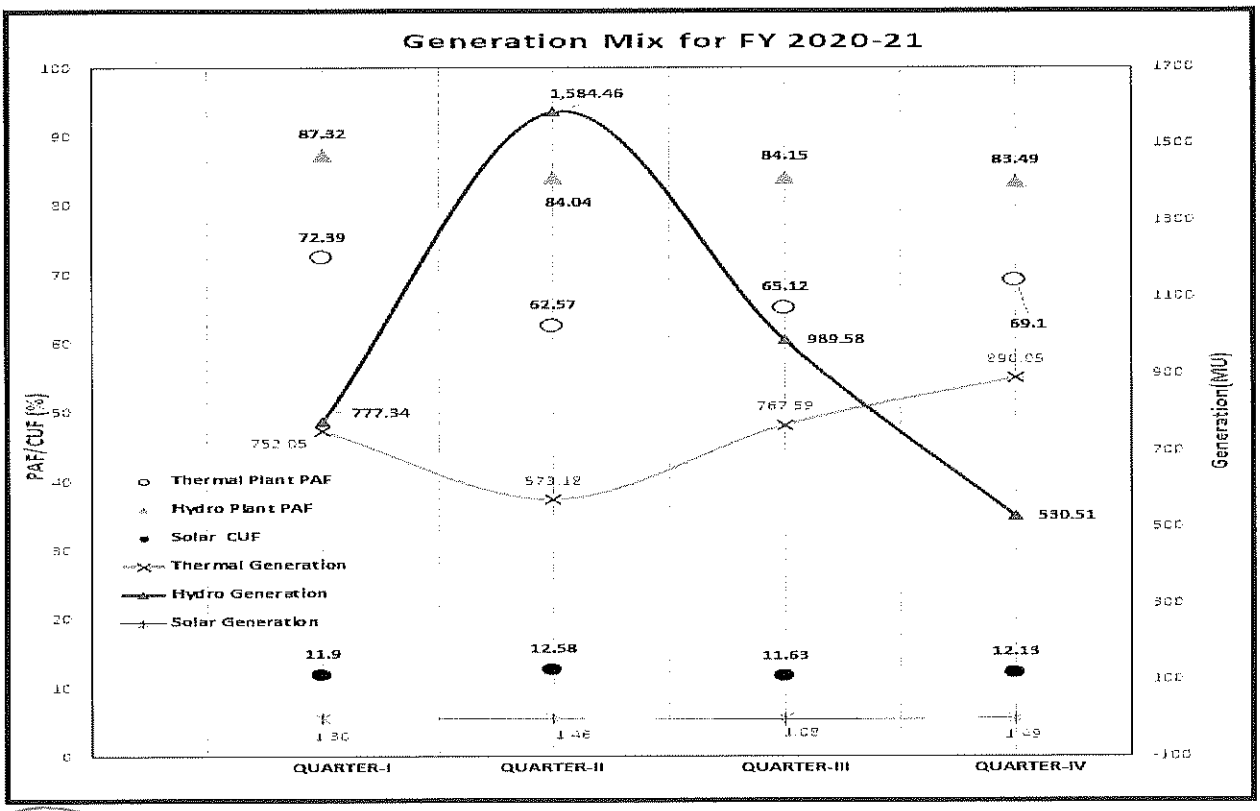

During FY 2020-21, NEEPCO recorded net electricity generation of 6869.86 MU, exceeding the MoU "Excellent" Target of 6600 MU. In terms of energy generation in FY 2020-21, the contribution to the NER grid is 37%. Other notable achievement during the year was providing electricity connections to 12639 households in Sepahijala and South Tripura districts of Tripura, thereby completing the target entrusted to NEEPCO under the SAUBHAGYA scheme.

➢ **Overview of the Indian Energy Sector**

- Sources of Power with share in total Capacity of 382.73 GW:



HYDRO (46.21 GW)

India has a huge Hydro power potential with present contribution of 12.07% of the total installed capacity (IC).



THERMAL (234.73GW)

Total installed thermal based capacity in India stands at 234.73 GW, with contribution of 61.33% of the total IC.



RES (95.01 GW)

Wind and solar energy constitute a major portion of India's renewable sector with 24.82% of the total IC.



NUCLEAR (6.78 GW)

With one of the largest reserves of thorium, India has a huge potential in nuclear energy, contributing 1.77 % of the total IC.

*RES includes Small Hydro Power, Bio Power, U&I, Solar and Wind Energy

- **Electricity Generation (BU)**

Particulars	Year	Thermal	Hydro	Nuclear	Renewable	Bhutan Import	All India
Electricity Generation (BU)	2019-20	1042.75	155.77	46.47	127.02	5.79	1377.80
	2020-21	1032.51	150.29	43.02	147.24	8.76	1381.82

- **Generating Capacity Addition (MW)**

Particulars	Year	Thermal	Hydro	Nuclear	All India
Capacity Addition (MW)	2019-20	6765	300	0	7065
	2020-21	4926	510	0	5436

[Data source: NPP &CEA Executive Summary]

SWOT MATRIX

INTERNAL

Strength

1. Premier power generating company with established presence especially in the North Eastern Region of the country.
2. In-house knowledge bank created through design, execution and operation of hydro, thermal and renewable projects in the region.
3. Pool of skilled manpower from the region are well versed with the topography and socio-economic conditions of the region.
4. Long term relation with Original Equipment Manufacturers aids in getting assistance on priority.

Weakness

1. Geographical isolation and difficult terrain.
2. Environment & Forest clearances require constant persuasions.
3. The Young Himalayan Geology is a major challenge.
4. Land Acquisition / Resettlement & Rehabilitation problems.
5. Lack of experienced contractors in the NER.
6. Unstable tele-connectivity. Fast track technology adoption is a challenge.
7. Contract implementation & settlement of disputes with contractors leading to many arbitration proceedings.

EXTERNAL

Threats

1. Social, Political and law & order issues.
2. Susceptibility of Hydro projects to opposition from various local groups.
3. Poor surface communication infrastructure and communication bottlenecks.
4. Shorter working season in the NER due to prolonged Monsoons.
5. High initial tariffs of hydro projects and financing issues.
6. Non-payment of dues by the beneficiaries against sale of power (Outstanding dues).
7. Dishonoring/ non-signing of PPAs by DISCOMS.
8. Non-availability of adequate quantity of gas for thermal power plants.

Opportunities

1. Hydro power shall play a vital role in grid stability with increasing use of variable form of generation from solar and wind energy.
2. NEEPCO is best suited for harnessing the untapped Hydro Potential of the country and is also geared up for hydro power development in neighboring countries as well.
3. Green funding of hydro projects on declaration of all hydro power projects as Renewable Energy.
4. Introduction of Hydro Purchase Obligation (HPO) will boost the saleability of hydropower.
5. Multipurpose utilization of the Hydro projects as flood moderation component in severely hit flood prone areas.
6. Huge potential of renewable power development in the country especially solar energy.
7. Increased emphasis on the Pumped Storage Plants (PSPs).

RISKS AND CONCERNS

- Termination of projects with dismal progress already allotted to private developers and re-allotment of such projects to CPSUs with the condition of binding the legal outcomes of these projects on the respective new allottee CPSUs particularly in Arunachal Pradesh.
- Finalization of MoAs of hydro projects as per the National Hydro Policy is a time-consuming process
- Land acquisition procedure for initiation & implementation of hydro plants is a cumbersome process.
- Commercial viability of hydro power projects is severely impacted due to prevailing norms regarding release of environmental flow (e-flow), payment of Net Present Value (NPV) towards diversion of forest land etc.
- Poor financial health of DISCOMs delays realization of outstanding dues.
- Contractual disputes leading to prolonged Arbitration proceedings.
- Lack of infrastructure and communication facilities at project sites along with subterranean geological surprises leads to time and cost overrun in implementation of hydro projects.
- Heavy and extended monsoons accompanied with frequent flash floods in NE region reduces the working period.
- Natural calamities like earthquakes and landslides are an added risk in the Young Himalayan geology.
- Non-availability of contracted quantity of gas for the Gas Based Thermal Plants result in reduced generation and Plant Availability Factor (PAF).
- Law and order issues.
- Unscientific extraction of coal in the catchment area of Kopili Hydro Electric Plant has been identified by Geological Survey of India as the primary reason for acidity of the reservoir water of the Plant since 2006, which is detrimental to the health of vital under water components, cooling water pipes, penstocks, etc.

KEY GROWTH DRIVERS

- To take advantage of India's Intended Nationally Determined Contribution (INDC) for climate change, for which Hydro Power of 65000 MW has to be developed by the year 2030.
- To take advantage of the following measures approved by the Government to promote Hydro Power Sector:
  - Declaring Large Hydro Power Projects (>25MW) as Renewable Energy source.
  - Hydro Power Purchase Obligation (HPO) as a separate entity within non-solar Renewable Purchase Obligation to cover large Hydro Projects commissioned after notification of these measures.
  - Tariff rationalization measures including providing flexibility to the developers to determine tariff by back loading of tariff after increasing project life to 40 years, increasing debt repayment period to 18 years and introducing escalating tariff of 2%.
  - Budgetary support for funding flood moderation component for storage hydropower projects on case to case basis.
  - Budgetary support to cost of enabling infrastructure, i.e. roads / bridges. The grant will be limited to ₹1.5 Cr per MW for projects up to 200 MW and ₹1.0 Cr. per MW for projects for above 200 MW.
  - Govt. of Arunachal Pradesh is in process of terminating a number of private sector projects in Arunachal Pradesh and their re-allotment to CPSUs.
  - Consistent persuasion by the Ministry of Power, for re-allotment of the major private sector projects with stalled/ dismal/ no progress.

STRATEGY

- Acquisition of both Greenfield & Brown field stalled projects for earliest capacity addition.
- Basin-wise development of hydro power projects in order to develop the basin in a cost-effective manner.
- To explore and develop hydro project in other parts of the country in addition to the NE Region.
- Study and develop Solar plants in the solar-rich regions of the country especially Ladakh.
- Possibility of acquisition / setting up of Pumped Storage Plants to be explored.
- Financial engineering as per the policy framework to contain the tariff of hydro projects within the threshold limit.
- Better contract management through incorporation of Geo-technical baseline report in the contract and selection of competent vendors for execution of contract.

North Eastern Electric Power Corporation New Delhi NEEPCO

- Effective project management after implementation of ERP system shall help to arrest hindrances and slippages.
- To explore the prospects of cross-border trading of electricity to the neighboring countries.
- Infuse investment in hydro projects in NE Region with the State Government taking the responsibility for security and infrastructure issues.
- Engage local community as stakeholders to address R&R issues.

OUTLOOK FOR THE FUTURE

Having already achieved an installed capacity of 2057 Megawatt, NEEPCO is geared up to undertake new power projects in hydro and in other renewable segment to bring about socio-economic development by implementing Power Projects in a planned and sustainable manner both within and outside the country. The matter is being pursued with the State Governments, Ministry of Power, and NTPC, its holding company, for allotment and development of power projects on ownership basis and also in collaboration.

The Govt. of Meghalaya has allotted the entire Wah Umiam Basin envisaging three hydel projects viz. the Wah Umiam Stage-I, II & III HEPs with a total installed capacity of 235 MW. Proposals for modification of certain clauses in the draft MoAs for 50 MW Wah Umiam Stage - I and 100 MW Wah Umiam Stage - II HEPs are under consideration by the State Govt., and the MoAs are expected to be signed shortly. The technical aspects of the DPR of 85 MW Wah Umiam Stage - III HEP has been agreed by the CEA and TEC is expected soon.

In addition to the already allotted 330 MW Kurung and 3750 MW Siang Upper Stage - II HEPs, basin wise development of hydro power projects in the State of Arunachal Pradesh is also on the agenda and accordingly two basins i.e. the Bichom Basin and Siang Basin has been identified. The Government of Arunachal Pradesh is constantly being pursued for allotment of the proposed projects in these basins, free from all encumbrances. Allotment of the 120 MW Nafra HEP in the Bichom basin has since recently been conveyed by the Govt. of Arunachal Pradesh and the draft MoA is being examined.

The Govt. of India is also considering implementation of the single stage Siang Upper Multipurpose Project of about 10000 MW combining the Stage-I & II HEPs and NEEPCO is expecting its association in development of the proposed project. Further, acquisition of some hydro projects in the state of Sikkim is being explored and persuasion is ongoing.

In an effort to expand its geographical reach and to reinforce its prominence in the development of clean energy, identification of renewable energy projects (hydro and solar) outside the NE Region of the country is being explored. Efforts are also being made for development of Pumped Storage Projects (PSPs). In the process, Ministry of Power (MoP) was requested for allotment of 196 MW Ujh Multi-Purpose Project in the UT of J&K. MoP has nominated NEEPCO for development of the project on Build and Transfer basis and has communicated the same to Ministry of Jal Shakti. Communication on allotment from Ministry of Jal Shakti is awaited. Also, NEEPCO in association with Solar Energy Corporation of India Ltd. (SECI) is planning to take up the ground work for establishment of solar and pumped storage plants in Ladakh in the Solar rich Kargil and Leh Divisions. To start the activities, an office at Saspol, Leh District with manpower is established.

Further, request has also been made to the MoP to nominate NEEPCO for execution of HEPs in Nepal and Bhutan etc., under the International Cooperation Program. Participation in various national and international bids for development of power projects as well as for providing consultancy services for power projects apart from acquisition of stressed projects through NCLT is also being considered.

Considering the above, future expansion plan is assuring and the Corporation is ready to utilize the opportunities for development of power projects and emerge as a major power project developer to realize the country's objective of Power for all, Make in India, energy security and socio-economic growth.

ENVIRONMENTAL CONSERVATION, RENEWABLE ENERGY USE AND R&D DEVELOPMENTS

Sustainable development of natural resources in the North Eastern Region of India to preserve the fragile ecological balance for future generations is of vital importance. The NE Region has vast power potential resources, which needs to be planned for development by giving special consideration to the unique natural environment and its preservation to maintain the ecological balance.

Possible impact on environment and ecology is taken into consideration and accordingly, suitable measures to negate any adverse effect on environment and ecology are adopted during the execution and operation & maintenance of its projects. Every care is taken to implement and abide by the laws of the land in respect of environment and ecological safeguards.

Being a Central Public Sector Enterprise under the Ministry of Power, Govt. of India, NEEPCO strictly follows and adheres to all policies and guidelines of the Ministry of Environment, Forest and Climate Change (MoEF&CC), Govt. of India (GoI) with

regard to identification and mitigation of Environmental impact of power projects, with due consideration to the distinctive environmental condition of the North East. In order to achieve the objective of sustainable development, Environmental Impact Assessment (EIA) is carried out for each project. All environmental aspects are looked into and suitably addressed in the Environment Impact Assessment & Environment Management Plan reports which are appraised by the Ministry of Environment, Forest and Climate Change (MoEF&CC), Govt. of India (GoI) while according Environment Clearance to a project.

Plant / Project	Environmental Works/Initiatives
PHEP Papum Pare District, Arunachal Pradesh.	• Catchment Area Treatment (CAT) is being taken up by the State Forest Department, Arunachal Pradesh, in Sagalee Forest in Papum Pare District. • Precautionary measures undertaken to control mosquito borne diseases. • Release of adequate water to sustain aquatic life & ecology in the downstream river even in lean season by embedded e-flow pipes of 40 cm dia. in the dam. • ₹45 lakhs released to State Forest Department in September 2019 to afforest an area of 1 ha @ 1600 tree/ha with Lagestroemia minuticarpa a rare plant species. Work is in progress. • Around ₹61.00 Lakh released to the State Forest Department during December, 2019 for development of Green Belt around various project appurtenances. Work is in progress.
KaHEP, West Kameng District, Arunachal Pradesh.	• Study on biodiversity and the habitat conservation with reference to the submerged area undertaken to obtain information on micro flora and fauna. Identification of migratory routes for wildlife has already been done. • Full cooperation and support extended to the State Government for implementation of Catchment Area Treatment (CAT) plan. ₹12930.00 Lakh was deposited with the Adhoc CAMPA Fund during 2017 for the said programme which shall continue for 10 (ten) years. • Green belt corridor is being implemented by establishing nursery in consultation/assistance of the Range & Horticulture Deptt. Nafra. • All physical & biological steps taken/initiated for checking soil erosion and degradation of land. • Establishment of a botanical garden covering an area of 1 sq. km to rehabilitate rare, endangered and medicinal flora species is in process. • It is proposed to utilize the reservoirs for the purpose of propagation and production of fish varieties suitable for the region. • Full cooperation and support extended to the State Government for proper protection of wildlife along the project site.
TrHEP, Mizoram	• Full cooperation and support extended to the State Government for implementation of Catchment Area Treatment (CAT) including creation of green belt. • Compensatory afforestation was executed by the Dept. of Forest, Govt. of Mizoram. • Anti-poaching scheme was implemented for conservation/ protection of fauna and flora of the catchment area. • Prevention of malaria by spreading of DDT and immunization was carried out in association with health Authorities of the Govt. • Survey of flora and fauna in the area with the help of Mizoram University is completed. • Areas which have potential threat to landslide have been stabilized by construction of road side drains, retaining walls, breast wall. • A Multi-disciplinary committee by the State Govt. constituted to monitor progress of environmental safeguards. • 50 tree saplings were planted during 2020-21 with a survival rate of 100%.
RHEP, Lower Subansiri District, Arunachal Pradesh.	• Catchment Area Treatment has been carried out as per approved plan. • Compensatory afforestation (CA) has been carried out as per approved plan. • Six monthly monitoring of air & water quality is being done by an authorized firm of pollution control board, Assam. • The 'Consent to operate" authorization issued by the State Govt. declares that there no hazardous waste generated from the plant. • Waste management of Domestic, Industrial and E-waste is implemented. • 265 tree saplings were planted during 2020-21 with a survival rate 98.11%.

Plant / Project	Environmental Works/Initiatives
DHEP, Nagaland	• Implementation of CAT is completed. • Engineering measures like construction of 300 nos. of check dams and gully plugging executed through department of forest, Govt. of Nagaland. • Nurseries in 20 villages, executed through department of forest. • Cooperation for up-gradation of tissue culture lab of the forest department including maintenance and running cost of the same for 3 years. • Green belt is being maintained departmentally. • Waste management of Domestic, Industrial and E-waste is implemented.
KHEP, Assam	• Catchment Area Treatment (CAT) of area lying in Assam was executed through N.C. Hills Autonomous District Council. CAT plan in Meghalaya has been taken up with Soil conservation department, Govt. of Meghalaya. • Plant Resource Center (Botanical garden) and Green Park is regularly being maintained. • Submission of six-monthly report to MoEF & CC is being done. • Six monthly monitoring of air & water is being done by an authorized firm of pollution control board, Assam. • Waste management of Domestic, Industrial and E-waste has been implemented. • 104 tree saplings were planted during 2020-21 with a survival rate of 84.62%.
AGBPP, Assam	• Two green parks (6600 m^2 of area) are being maintained inside the colony. To maintain the green parks, a nursery cum botanical garden with vermicomposting centre has been developed. • Waste management of Domestic, Industrial and E-waste has been implemented. • Water Management and Water Harvesting are in place. • Online monitoring system of stack emission for measuring NO_x, SO_x, SPM and discharge effluent is in operation and it is linked with CPCB & ASPCB server. • Noise level of various location of plant area is being measured quarterly. • 77 tree saplings were planted during 2020-21 with a survival rate of 98.70%.
AGTCCPP, Tripura	• Continuous Emission Monitoring System (CEMS) for continuous monitoring of NOx, SO_x, CO_2, CO, Suspended Particulate Matter (SPM) and discharge effluent is in operation. Remote Calibration Device and SPM analyzer devise in CEMS panel successfully installed. The Central Pollution Control Board (CPCB) and State Pollution Control Board (SPCB) can view the emission data in real time. • Liquid effluent generated is discharged after proper treatment. It is planned to recycle the treated effluent water. • Quality of water is being monitored at regular intervals. • A green belt with average width of 100 meters around the Power Station including office and colony complex with plantation of 45081 plants are being maintained. • 55 tree saplings were planted during 2020-21 with a survival rate of 98%.
TGBPP, Tripura	• Disposal of effluent after treatment is done through 3.0 KM pipeline into the Gumti River. • Development of green belt, control of air pollution and rain water harvesting are in place. • Dry low NO_x (DLN) burners are incorporated in the gas turbines for limiting NO_x emissions. • Online monitoring system of stack emission for measuring NO_x, SO_x particulate matter and discharge effluent is in place. • Noise level of various location of plant is being measured quarterly. • 100 tree saplings were planted during 2020-21 with a survival rate of 100%.

REHABILITATION AND RESETTLEMENT ASPECTS

Resettlement and Rehabilitation (R&R) Plan forms a part of the Environmental Impact Assessment and Management Plan Reports (EIA and EMP) and is assessed and approved by the Expert Appraisal Committee (EAC) of Ministry of Environment, Forest and Climate Change (MoEF&CC) for according Environmental Clearance to the project. The R&R Plan for project affected families for ongoing projects has been prepared based on National Policy for Rehabilitation and Resettlement, 2003 and as per National Rehabilitation and Resettlement Policy, 2007 (NRRP-2007). For new and upcoming projects, the provisions of the R&R Plan would be according to the Right to Fair Compensation and Transparency in Land Acquisition, Rehabilitation and Resettlement Act, 2013 and its amendments which come from time to time. The R&R Plan is implemented in association with the concerned State Government, representatives from project affected families and other stakeholders

in the area. Considering the plight of those who have sacrificed their resources for the larger benefit of the society, ways and means has to be explored and implemented to protect their rights in general and the rights of vulnerable sections in particular, as an attempt towards sustainable developments. In the process, NEEPCO explores various viable alternatives and select the one causing least displacement or adverse impacts. Therefore, a detailed socio-economic survey is conducted before formulation of R&R Plan for the project affected families (PAFs) so as to assess the socio-economic and socio-cultural set-up of the affected families and local people. In future, in addition to Socio-economic aspects, a separate chapter on socio-cultural aspects based on study on Ethnography of the area will be included. For effective implementation & monitoring of R&R Plan of a project, NEEPCO in consultation with the concerned State Government forms a Project R&R Committee headed by Administrator for R&R (rank of District Collector of the concerned State Government) and Head of the Project being the Member Secretary of the Committee.

Plant / Project	R&R Works/Initiatives
PHEP Papum Pare District, Arunachal Pradesh	• Full compensation to all 277 affected families. • All 35 PAFs have been Resettled and Rehabilitated. • 32 nos. of local tribal people against the C&D category jobs have been recruited. • Another 50 Project Affected People were imparted ITI training for two years and 48 out of 50 have been absorbed in different categories in NEEPCO. • Offering scholarships to the eligible candidates from the project affected families. • Conducting capacity building training programmes for unemployed educated youths. • Cluster development livelihood programme on mushroom cultivation for 50 numbers of families residing in the vicinity of the project has been implemented.
KaHEP West Kameng District, Arunachal Pradesh	• Full compensation to all 98 affected families. • All 98 PAFs have been Resettled and Rehabilitated. • 88 persons from local ST people of Arunachal Pradesh have been recruited in NEEPCO. • Other initiatives and works include construction of village infrastructure, economic rehabilitation through agriculture, horticulture, dairying, poultry etc. and training farmers on agricultural activities.
RHEP Lower Subansiri District, Arunachal Pradesh	• Employment to 108 nos. land effected people. • Shifting of 27 families residing in Chun & Rub village to Potin duly developing the new rehabilitation site with water supply, approach road, school building, teacher's quarters and construction of hutments. • Construction of water storage tank and supply line at Rub Village under CSR-CD scheme is in progress.
DHEP, Nagaland	• Imparted training in 20 modules in 20 villages. • Imparted knowledge in development of micro enterprises for economic opportunities through a system of revolving fund in 20 villages.

FINANCIAL DISCUSSION AND ANALYSIS REPORT

A detailed discussion and analysis on financial statements of North Eastern Electric Power Corporation Ltd (NEEPCO/the Company) is furnished below.

The following paragraphs are with reference to "Notes to the Stand-alone Financial statement" of NEEPCO for the year ended 31.03.2021.

Restatement of Financial Statements for the year ended 31.03.2020 and as on 01.04.2019.

During the Financial Year 2020-21, NEEPCO has restated its Financial Statements for the FY 2019-20 and earlier years retrospectively in Compliance to "Ind AS 8 - Accounting Policies, Changes in Accounting Estimates & Errors". The said restatement was carried due to reason as stated below:

During the FY 2020-21, the Company modified/changed its Accounting Policy on "Revenue from operations - Revenue from sale of power" as follows:

"Sale of Power is accounted for based on tariff approved by the Central Electricity Regulatory Commission (CERC). In case of power stations where final tariff is yet to be approved by CERC, the sale of energy is provided for on the basis of provisional rate considering the Annual Fixed Cost submitted before the CERC through Tariff Petition as per the principles enunciated in the Central Electricity Regulatory Commission (Terms & Conditions of Tariff) Regulations 2019. For projects for which neither CERC approved tariff is available nor petition pending with the CERC, sale of energy is accounted for on the basis of tariff as agreed by the beneficiaries".

Accordingly, the Company has presented a third balance sheet at the beginning of the preceding period (i.e., as on 01.04.2019) in compliance to "Ind AS 1 - Presentation of Financial statements" for comparative information due to retrospective restatement in addition to the Balance sheet, Statement of Profit and loss, Cash flow and Statement of Changes in Equity and related notes for the year ended 31.03.2020 and 31.03.2021.

FINANCIAL POSITION

The Balance Sheet items are as discussed under:

1. Property, Plant & Equipment (PPE), Capital Work-in- Progress, Intangible assets and Intangible assets under development

The PPE, Intangible assets, Capital work-in-progress and Intangible assets under development of the Company are detailed as under:

(₹ in lakhs)

Particulars	As at March 31		% Change
	2021	2020	
Gross block of Property, Plant & Equipment (PPE) (Note-2)	18,06,020.08	10,02,265.61	80.19%
Net block of Property, Plant & Equipment (PPE), (Note-2)	1349807.25	609778.57	121.36%
Capital work-in-progress (CWIP) (Note-3)	16896.60	774042.04	(97.82%)
Net block of Intangible assets (Note-4A)	8842.39	8599.63	2.82%
Intangible assets under development (Note-4)	649.91	501.44	29.61%

During the year, increase in gross block of PPE is ₹8,03,754.47 lakhs (i.e., increase by 80.19%) and in net block is ₹7,40,028.68 lakhs (i.e., increase by 121.36%) over the previous year. The major reason for significant increase in gross block and net block of PPE during the year is declaration of commercial operation of all the generating units of Kameng Hydro Power Project (600 MW) of the Company during the period of June 2020 to February 2021 and accordingly, capitalization of all plant assets of the power station during the current financial year. With capitalization of Kameng Hydro Power Project assets lying under CWIP during the current financial year, CWIP balance has been significantly decreased by ₹757145.44 lakh (97.82%) over the previous year.

In addition, Intangible assets under development increased by ₹148.47 lakh (29.61%) and Intangible assets increased by ₹242.76 lakhs (2.82%) over the previous year.

2.Investment in subsidiary &jointventure companies (Note-5)

(₹ in lakhs)

Particulars	As at March 31	
	2021	2020
Investment in Joint ventures	2793.00	2793.00
Less: Provision	2793.00	-
Total	**Nil**	**2793.00**

Investment in the joint venture companies as on 31.03.2021 is as under:

(₹ in lakhs)

Name of Company	Amount
KSK Dibbin Hydro Power Pvt Ltd	2793.00
Less: Provision	2793.00
Net	**Nil**

The Company invested an amount of ₹2793.00 lakhs, being 30% shareholding of NEEPCO in the JV Company as per agreement. NEEPCO is under the process of exploring various scopes & opportunities for ensuring viability of M/s KSK Dibbin hydro Power Pvt Ltd, the Joint Venture Company, including engagement of legal expert to protect the Company's (NEEPCO) interest for the investment made. However, considering commercial non viability of the project in its present form as observed by inter-disciplinary committee of the Company, provision of equivalent amount has been made in books of NEEPCO during the current financial year.

3.Non-current financial assets (Note-6 and Note-8)

Non-current financial assets mainly comprise of loans &advance to employees, advance tax refundable, capital advances etc.

(₹ in lakhs)

Particulars	As at March 31		% Change
	2021	2020	
Loan to Employees (Note-6)	28.30	58.69	(51.78%)
Other non-current assets (Note-8)	18667.86	22797.56	(18.11%)
total	**18696.16**	**22856.25**	(18.20%)

Loans to employees includes interest bearing computer advance, interest free furniture advance & multipurpose advance, whereas other Non-Current Assets includes Capital advances which are expected to be realized after a period of 12 months from the Balance Sheet date. It includes Capital advances to contractors (Un-secured), Deferred foreign currency fluctuation assets, Advance tax refundable and Current tax asset/liability (net).

The advance to contractor unsecured, considered good after adjustment of doubtful debts amounts to ₹13902.66 lakh as compared to the previous year's amount of ₹16019.48 lakh. Advance Tax refundable has increased by ₹1421.00 lakhs and stood at ₹4529.19 lakhs as on 31st March 2021 as against ₹3108.19 lakhs as on 31st March 2020.

Advance tax paid during the year along with tax deducted at source are ₹1321.46 lakh and ₹6509.02 lakh as on 31st March, 2021 and 31st March, 2020 respectively.

4 Current assets (Note-9 to Note-14)

The current assets as at 31 March 2021 and 31 March 2020 and the changes therein are as follows:

(₹ in lakhs)

Particulars	As at march 31		y o y	%
Current assets	2021	2020	Change	Change
Inventories (Net of provision) (Note-9)	13526.33	12077.36	1,448.97	12.00%
Trade receivables (Note-10)	57710.73	66226.10	(8,515.37)	(12.86%)
Cash & cash equivalents (Note-11)	46.89	187.24	(140.35)	(74.96%)
Bank balances other than cash and cash equivalents (Note-12)	171.24	318.15	(146.91)	(46.18%)
Others (Note-13)	38045.65	29000.29	9045.36	31.19%
Other current assets (Note-14)	4200.53	2850.81	1349.72	47.35%
Total current assets	**113701.37**	**110659.95**	**3041.42**	**2.75%**

(a) Inventories (Note 9)

Inventories are valued at cost, which is determined on weighted average basis or net realizable value, whichever is lower. Physical verification of inventories is done by the management once a year. Inventories were valued at ₹13526.33 lakh and ₹12077.36 lakh (net of provision) as on 31st March, 2021 and 31st March, 2020 respectively.

(b) Trade Receivables (Note 10)

"Trade receivables" are dues receivable from the beneficiaries for sale of electricity. The Trade Receivables as on 31st March, 2021 were ₹57710.73 lakh as compared to ₹66226.10 lakh as on 31st March, 2020, i.e., an decrease of 12.86% during the year.

(c) Cash & Cash Equivalents and Bank balances other than Cash & Cash equivalent (Note 11 and Note 12)

It consists of (i) current accounts maintained with the Bank, (ii) Stamps in hand and (iii)Restricted money on the Balance Sheet date. As on 31st March, 2021 and 31st March, 2020 the Cash & Cash Equivalents (including Bank balances other than Cash & Cash equivalent) of the Corporation are ₹218.13 lakh (which includes Restricted money amounting to ₹171.24 lakh) and ₹505.39 lakh (which includes Restricted money amounting to ₹318.15 lakh) respectively, which means a decrease by 56.84%.

(d) Others (Note 13)

Others includes balances on account of Account receivables, Advance to staff, Interest accrued on loans & deposits and Security deposits to be settled within 12 months from the close of the current financial year. As on 31st March, 2021, amount stood at ₹38045.65 lakh as against ₹29000.29 lakh on 31st March 2020. There is a net increase of ₹9045.36 lakh (31.19%) in FY 2020-21 mainly due to increase in unbilled revenue (₹36374.34 lakh on 31st March, 2021 in comparison to ₹27440.80 lakh on 31st March, 2020).

(e) Other Current Assets (Note 14)

Other Current Assets consists of prepaid expenses, advance to Suppliers & contractor (net of provision), Scrap/obsolete assets (net of provision), assets held for sale (at NRV) and advance tax refundable. NEEPCO's other current assets (net of provision) as on 31st March, 2021 and 31st March, 2020 are ₹4200.53 lakh and ₹2850.81 lakh respectively.

5. Regulatory Deferral Accounts (Net) - Note-15

Regulatory deferred accounts debit balance (RDA Dr. bal.) as on 31st March 2021& 31st March 2020 amounts to ₹84384.08 lakhs and ₹79861.53 lakhs respectively. Regulatory deferred accounts debit balance consists of Employees benefit expenses for gratuity amounting to ₹4793.47 lakhs (Previous Year ₹4793.47 lakhs), Depreciation - Tuirial Hydro Electric Project amounting to ₹13962.05 lakhs (Previous Year ₹9842.54 lakhs), Deferred Tax adjustment against deferred tax liabilities amounting to ₹24233.87 lakhs (Previous Year ₹ 23056.57 lakhs), Deferred Tax Recoverable amounting to ₹39934.78 (Previous Year ₹41254.63 lakhs) and Exchange Difference on foreign loan amounting to ₹1459.91 lakhs (Previous Year ₹914.32 lakhs), A summarized report on RDA Dr. bal. is as follows:

(₹ in lakhs)

Particulars	Regulatory deferral Accounts Debit Balances	
	As on 31.03.2021	As on 31.03.2020
A. Opening balance as on 1 April	79861.53	69229.44
B. Addition during the year	5944.15	13572.42
C. Amount realized/adjustment during the year	(1421.60)	(2940.33)
A. Closing balance as on 31 march 2020 (A+B+C+D)	**84384.08**	**79861.53**

6. Total Equity (Note- 16 & 17)

The total equity of the Corporation as on 31st March 2021 & as on 31st March 2020 amounts to ₹645000.69 lakhs and ₹643528.99 lakh respectively.

(₹ in lakhs)

Particulars	As on 31.03.2021	As on 31.03.2020
Opening balance as on 1 April	643528.99	628917.57
Profit for the year	4790.15	19628.16
Other comprehensive income	(818.45)	(315.08)
Dividend and Dividend Tax paid	(2500.00)	(4701.66)
Balance as on 31 March 2021	**645000.69**	**643528.99**

a) Equity Share Capital (Note 16)

Equity Share Capital of the Corporation as on 31st March 2021 is ₹360981.04 lakhs, which is same as on 31st March 2020.

b) Other Equity (Note 17)

NEEPCO's other equity consists of General reserve, Retained earnings and Bond redemption reserve. The other equity as on 31st March, 2021 was ₹284019.65 lakhs as compared to ₹282547.95 lakh as on 31st March, 2020. Category-wise break-up as follows:

(₹ in lakhs)

Particulars	As on 31st March, 2021	As on 31st March, 2020
General Reserve	197691.68	197691.68
Retained Earnings	21273.80	19802.10
Bond Redemption Reserve	65054.17	65054.17
Total	**284019.65**	**282547.95**

7. Non-current and current liabilities

Long term borrowings (Note 18)

Long term borrowing (Principal amount) as at 31 March 2021 and as at 31st March 2020 are ₹755433.34 lakhs and ₹723006.61 lakhs respectively. Current maturities out of long-term borrowings have been shown under current liabilities. Details of the total long term borrowings (Principal amount) are as under:

(₹ in lakhs)

Particulars	As at march 31	
	2021	2020
Non-current borrowings	659230.20	574163.87
Current maturities (in one year or less) of non-current borrowings	96203.14	148842.74
Total long term borrowings	**755433.34**	**723006.61**

A summary of long term borrowing (Principal amount) outstanding are given below:

(₹ in lakhs)

particulars	non-current financial liabilities (note-19)		other current financial liabilities (note-23)		Total borrowings		%
	2021	2020	2021	2020	2021	2020	Change
Secured borrowings							
Bonds	454850	474700	69850	95850	524700	570550	-8.04%
Term loan	117500	40000	12500	0	130000	40000	225%
Foreign currency loan (ECB)	13195.57	21264.86	7538.64	7731.58	20734.21	28996.44	-28.49%
sub-total	**585545.57**	**535964.86**	**89888.64**	**103581.58**	**675434.21**	**639546.44**	5.61%
Unsecured							
Foreign currency Loan (Kfw)	44488.21	49003.39	6314.50	5260.36	50802.71	54263.75	-6.38%
GoI Sub-ordinate loan	29196.42	29196.42			29196.42	29196.42	-
Sub-total	**73684.63**	**78199.81**	**6314.50**	**5260.36**	**79999.13**	**83460.17**	-4.15%
Total	**659230.20**	**614164.67**	**96203.14**	**108841.94**	**755433.34**	**723006.61**	4.48%

Other non-current Liabilities

(a) Long term Provisions (Note 19)

Long Term Provisions of ₹1349.59 lakh as on 31st March, 2021 (previous year ₹6729.10 lakh) include Provisions for Employee Benefits (Medical benefit for retired employees ₹1070.55 and Other retirement benefits ₹279.04) which are expected to be settled beyond 12 months from the date of Balance Sheet.

(b) Deferred Tax liabilities/(Asset) (Note 7)

Deferred Tax Liabilities (Net) as on 31st March, 2021 amounts to **₹61814.64** lakh as compared to **₹59699.49** lakh as on 31st March, 2020. Increase in deferred Tax Liability is mainly due to capitalization of Kameng HEP.

Other Current Liabilities

(a) Trade Payables (Note 22)

Trade payables include the amounts payable on account of goods purchased or services received in the normal course of business. The trade payables as on 31st March, 2021 were ₹8583.31 lakh as compared to ₹9690.70 lakh as on 31st March, 2020. The aforesaid trade payables include amount payable to MSMEs amounting to ₹434.36 lakh as on 31.03.2021 (₹206.99 lakh as on 31.03.2020) and the same are not due for more than 45 (forty-five) days.

(b) Other Financial Liabilities (Note 23)

These include current maturity of long term debt, interest accrued but not due on outstanding loans & bonds and other liabilities like creditors for Capital expenditure, payable for employee's benefits, advance from beneficiary, advance from REC for DDUGJY SAUBHAGYA schemes, Lease liability and Other provisions, which are expected to be paid within 12 months from the date of Balance Sheet. Other Financial Liabilities as on 31st March, 2021 amounts to ₹119154.91 lakh as compared to ₹132288.68 lakh as on 31st March, 2020.

The decrease in other financial liabilities by 9.93% is primarily due to decrease in current maturity of long term debt & payable for employees benefits and increase in payable for capital expenditure.

(c) Other Current Liabilities (Note 24)

These include retention money from contractors & others, Direct & Indirect Taxes Payables and other statutory dues payable (such as, CPF, LIP etc.), which are to be paid within 12 months from the date of the Balance Sheet. Other current Liabilities as on 31st March, 2021 amounted to ₹12106.02 lakh as compared to₹13663.44 lakh as on 31st March, 2020.

The decrease in other current liabilities by 11.40 % is due to decrease in Other Statutory Dues & contractors retention money and increase in direct & indirect tax payable liability.

(d) Provisions (Note 25)

Provisions as on 31st March, 2021was ₹16742.44 lakh as compared to ₹15010.96 lakh in the previous FY. These include Provision for Employee Benefits on account of Gratuity ₹1529.85lakh (previous year ₹1306.11lakh), Medical benefit for retired employees ₹441.98 lakh (previous year ₹438.34 lakh), Leave Encashment ₹14761.47 lakh (previous year ₹13251.64 lakh), and other retiring benefit ₹9.14 lakh(previous year ₹14.87 lakh), which are expected to be settled within 12 months from the date of Balance Sheet. Increase in Short Term Provisions during FY 2020-21 by 11.53% is mainly due to Employees leave encashment and Gratuity benefits.

8. Deferred Revenue (Note-26)

Deferred revenue consists of two items detailed as under:

(₹ in Lakhs)

Deferred revenue on account of	As at March 31	
	2021	2020
Government grants	Current- 1610.72 Non-Current- 24393.51	1610.72 26004.23
Deferred foreign currency fluctuation liabilities	6059.27	5601.45
Total	**32063.50**	**33216.40**

Deferred revenue arising from Government Grant

As per the Investment Approval sanctioned vide the Ministry of Power's letter no.7/7/2009-H-I dated 14th January 2011, an amount of ₹30000.00 lakh has been sanctioned by the Ministry of Development of North Eastern Region (MDONER) as a part of the approved funding pattern for the Tuirial Hydro Electric Project, Mizoram. The total amount of ₹30000.00 lakh are included in Grant in Aid which is subjected to amortization during normative useful life of the project since its commissioning.

During the current year, Repairs & Maintenance has been debited and Stock of Spares has been credited by an amount of ₹26.72 lakhs (previous year ₹9.26 lakhs) for spares purchased out of Grant-in-aid received from the Central Government. In addition, amortization of Grant in Aid relating to Tuirial HEP during the year amounts to ₹1584.00 lakh. An equivalent amount has been recognized as income in the statement of Profit & Loss.

Further, "Deferred foreign currency fluctuation liability" has been recognized in books of the Company amounts to ₹6059.27 lakh as on 31.03.2021 (₹5601.45 lakh as on 31.03.2020) on accounts of FERV relating to foreign loan (ECB from SBI Singapore and KfW, Germany) drawn prior to 01.04.2016.

Result from Operations:

I. Total revenue (Note-27 & Note-28)

(₹ in lakh)

Sl.	Particulars	FY 2020-21	FY 2019-20	Change
1	Sale of energy	203936.44	207394.26	-1.67%
2	Sale of energy through trading	15776.03	2161.49	629.87%
3	Electricity duty	1564.69	1046.06	49.58%
4	Revenue from DSM	2819.97	2971.54	-5.10%
5	Revenue from RRAS	892.46	488.94	82.53%
6	CERC filling fee recovery	0	145.41	-100.00%

7	FERV (Net) from the beneficiaries	1547.99	32.55	4655.73%
8	NERLDC Fees & other charges from beneficiaries	319.56	738.24	-56.71%
9	Deferred revenue – Govt. grant	1610.72	1593.26	1.10%
10	Interest from the beneficiaries	341.56	4.53	7439.96%
	Revenue from operation	**228809.42**	**216576.28**	**5.65%**
11	Other income	26634.86	4031.07	560.74%
	Total Revenue	**255444.28**	**220607.35**	**15.79%**

Revenue from operation (Note 27)

NEEPCO sells electricity to bulk consumers comprising of the state-owned electricity utilities and power departments in the North Eastern Region (NER) (excluding Sikkim) as well as power departments outside NER (from Kameng HEP generation) under long term Power Purchase Agreements (PPAs) and as per the allocation made by the Ministry of Power for each of the beneficiary States. In addition, the Company resorted to Power trading through M/s NTPC Vidyut Vyapar Nigam Ltd (NVVN) and M/s PTC (I) Ltd for merchant power generated by Kameng HEP and Surplus power available to the Company on account of Un-requisitioned Energy (URS) & on regulation of power supply to the defaulting beneficiaries. Total revenue from operations during 2020-21is₹ 228809.42 lakh, which constitutes 89.57 % the total income for the year.

With total installed capacity of 2057 MW, the Company has achieved a generation of 6869.85 MU during the current year as compared to total generation of 6387.29 MU during the previous year from its total installed capacity of 1757 MW.

Other Income (Note 28)

'Other income' mainly comprises interest on bank deposits, delay payment surcharge, provision written back, and miscellaneous receipts.

Other Income is ₹26634.86 lakh during the FY 2020-21 as compared to ₹4031.07 lakh in FY 2019-20. The increase in other income is mainly due to increase in Delay payment surcharge and misc. receipts.

During the 2020-21, the Company has recognized an amount of ₹25093.79 lakh on account of "Delay payment surcharge" as against ₹3465.46 lakh recognized during 2019-20. Thus, increase in income on delay payment surcharge is ₹21628.33 lakhs and others (Net) ₹975.46 lakhs.

II. Expenditure (Note-29 to Note-33)

The total expenditure in FY 2020-21 increased by 22.84%as compared to the previous year, which is due to increase in Employee benefits expenses, Finance cost & Depreciation and decrease in fuel cost & other expenses.

(₹ in lakh)

Particulars	2020-21	2019-20	Increase/ (Decrease)	Change(%)
Fuel cost	49454.08	69001.25	(19547.17)	-28.33%
Employee benefit expense	42644.29	39225.27	3419.02	8.72%
Finance costs	50932.61	17309.98	33622.63	194.24%
Depreciation and amortization expense	65614.53	34302.60	31311.93	91.28%
Other expenses	38154.80	41069.27	(2914.47)	-7.10%
Total expenses	**246800.31**	**200908.37**	**45891.94**	**22.84%**

Fuel Cost

Price of fuel (Natural Gas) utilized in thermal generating stations of NEEPCO is governed by rate as decided and notified by the Ministry of Petroleum and Natural Gas (MoPNG), Government of India, except for Tripura Gas Based Power Plant (TGBPP) for which applicable price is governed by agreement drawn between NEEPCO and ONGC for supply of fuel. Total fuel cost consists of cost of gas and transportation expenses thereon. Decrease in fuel cost during the CY by ₹19547.17 lakh over the PY is due to decrease in MoPNG governed Domestic Gas Price to $2.39 and $1.79 per MMBTU for the period of April, 20 - September, 20 and October, 20 - March, 21 respectively in comparison to $3.69 and $3.23 per mmbtu for the comparative periods of the FY 2019-20. Further, during the FY 2020-21, net decrease in fuel (Gas) drawn by the thermal generating stations of NEEPCO in comparison to the PY (FY 2019-20) is 27.75 MMSCM, which has resulted in less fuel cost during the year in addition to its price reduction.

Expenditure on fuel (Gas) constituted 20.04% of the total expenditure during the current year (CY) as against 34.34% during the Previous Year (PY).

Employees' Remuneration and Benefits

Employees' remuneration and benefits includes salaries and wages, contribution to Provident Fund and other superannuation benefits, leave encashment etc. These expenses accounted for 17.28% of NEEPCO's total expenditure during the year as compared to 19.52% in the previous year. Increase in employee's expenses during the CY in comparison to the PY by ₹3419.02 lakh is mainly due to commissioning of Kameng HEP during the year resulting in charging off its employees benefit expenses to the Statement of Profit & Loss.

Finance Costs

NEEPCO's finance costs include interest expenses on borrowings as well as other finance charges such as commitment fees, trustee fees, guarantee fees, Exchange rate fluctuation etc. All borrowings including foreign currency borrowings are denominated in Indian Rupees for accounting purposes.

During the year, finance Cost (revenue account) increased by 194.24% to ₹50932.61 lakh from ₹17309.98 lakh in the previous year. Increase in Finance cost during the CY in comparison to the PY by ₹33622.63 lakh is mainly due to commissioning of Kameng HEP during the year resulting in charging off its borrowing costs to the Statement of Profit & Loss. Finance cost accounted for 20.64% of NEEPCO's total expenditure during the year as compared to 8.62% in the previous year.

Depreciation

Depreciation is charged on Straight Line Method following the rates & methodology as per the Central Electricity Regulatory Commission (Terms and conditions of Tariff) Regulations 2019 notified on 07th March, 2019 & amendments thereto, except few exceptions as included in approved Accounting Policy of the Company. During the FY2020-21, depreciation increased by 91.28% to ₹65614.53lakh during the current year as against ₹34302.60 lakh in FY 2019-20. Increase in depreciation during the CY in comparison to the PY by ₹31311.93 lakh is mainly due to commissioning of Kameng HEP during the year resulting in substantial assets capitalization and charging off depreciation on the said assets to the Statement of Profit & Loss.

Depreciation accounted for 26.59% of NEEPCO's total expenditure during the year as compared to 17.07% in the previous year.

Other Expenses

Other expenses (including generation and administration expenses) consists of repair and maintenance of plant assets, general establishment/ administrative expenses, Insurance charges, Trading expenses, NERLDC fees & charges, Corporate Social Responsibility expenses, Security expenses, transport expenses, electricity duties, write offs etc. These expenses represented approximately 15.46% of NEEPCO's total expenditure during the year as compared to 20.44% in FY 2019-20. In absolute terms, these expenses decreased by ₹2914.47 lakh (i.e. 7.10%) from the previous year mainly due to decrease in DSM payable by ₹1681.02 lakhs, Increase in Insurance expenses by ₹5157.51 lakhs, increase in Trading expenses by ₹1417.25 lakhs, decrease in provision for write off by ₹7649.87 lakhs and decrease in Other (net) by ₹158.34 lakhs.

Regulatory Income/ Expense

During the current financial year, the Corporation has recognised an amount of ₹4522.55 lakhs (previous year ₹10632.09 lakhs) as "Movement in Regulatory Deferral Accounts balances" (Net of tax ₹3501.77 lakhs and ₹8265.06 lakhs respectively) in the Statement of Profit & Loss. Regulatory income/(expenses) recognized in Books of the Company for the FY 2020-21 on account of the following factors:

(i) **Depreciation - Tuirial HEP**

CERC determined Annual Fixed Cost (AFC) of Tuirial Hydro Electric Project (TrHEP) of NEEPCO is in consideration of depreciation @2% in line with the decision of the Public Investment Board (PIB) of the Govt. of India for determining Revised Cost Estimate (RCE) of the project (TrHEP).

The rates and methodology as per the CERC Tariff Regulations based on which depreciation for TrHEP has been calculated and charged to the Statement of Profit & Loss of NEEPCO for the period under consideration vary from that allowed to recover through tariff as per the CERC order. Due to higher rate of depreciation as per the CERC Tariff Regulations, depreciation charged to the Statement of Profit & loss Account for the first 12 (twelve) years of operation the generating stations (TrHEP) since its "Date of Commercial Operation (COD)" will be more than that of the depreciation recoverable through tariff, which will be reversed in future during its remaining period of normative useful life of the plant. Accordingly, the lower depreciation

realized as "Revenue" for the generating station during the earlier period of its operation will be recovered/adjusted during its later useful period.

In view of above, the difference of depreciation to the extent recoverable/adjustable in future period has been recognized on an undiscounted basis as "Regulatory deferral account debit/credit balances" by credit/debit to the "Movement of Regulatory Deferral Account Balances". The difference of depreciation to the extent recoverable/adjustable in future period recognized during the CY on an undiscounted basis amounts to ₹4119.51 lakhs as "Regulatory Income".

(ii) Deferred Tax adjustment against deferred tax liabilities

Deferred tax accrued during the year on income generated from sale of electricity and further adjustable/reversal in future periods when the related deferred tax liability will form a part of current tax & recoverable from the beneficiaries amounting to ₹1177.30 lakhs has been accounted as "Deferred tax adjustment against deferred tax liability" during the CY (₹4119.14 lakhs during the PY), which has been recognized as "Regulatory income" and presented as a movement in "Regulatory Deferral Accounts Balance" in Books of the Company.

(iii) Deferred tax recoverable from beneficiaries

As per Regulation 67 of the CERC (Terms and Conditions of Tariff Regulations) 2019, Deferred tax liabilities for the period up to 31st March, 2009 whenever they materialize shall be recoverable directly by the generating companies or transmission licensees from the then beneficiaries or long term customers, as the case may be. Against the balance of ₹41254.63 lakh as on 01.04.2020 on accounts of "Deferred tax recoverable", an amount of ₹1319.85 has been recognised during the CY as Regulatory Expense.

(iv) Exchange differences on Foreign Currency Monetary items

Para 28 of the Ind AS 21- "The Effects of Changes in Foreign Exchange Rates" provides that exchange differences arising on the settlement of monetary items or on translating monetary items at rates different from those at which they were translated on initial recognition during the period or in previous financial statements shall be recognised in profit or loss in the period in which they arise. Further, para D13 AA of the Ind AS 101 – "First-time Adoption of Indian Accounting Standards" provides for a first-time adopter may continue the policy adopted for accounting for exchange differences arising from translation of long-term foreign currency monetary items recognised in the financial statements for the period ending immediately before the beginning of the first Ind AS financial reporting period as per the previous GAAP. Accordingly, for periods beginning on or after 01.04.2016, all exchange differences arising on translation/ settlement of monetary items other than exchange difference on borrowings to the extent treated as an adjustment to interest cost during construction period are to be charged to the Statement of Profit and Loss. Regulation 69 of the CERC (Terms and Conditions of Tariff) Regulations provides that every generating company and the transmission licensee shall recover the foreign exchange rate variation on year-to-year basis as income or expense in the period in which it arises.

In view of the above, exchange differences arising from settlement/translation of monetary items denominated in foreign currency to the extent recoverable from or payable to the beneficiaries in subsequent period as per the relevant CERC Tariff regulations are recognized on an undiscounted basis as "Regulatory deferral accounts debit/credit balances" and adjusted from the year in which the same becomes recoverable from or payable to the beneficiaries. Accordingly, an amount of ₹545.59 lakhs (net) has been recognised as Regulatory Income during the year.

Profit before Tax

The profit of the Company before tax and exceptional items is tabulated below;

(₹ in lakhs)

Particulars	FY 2020-21	FY 2019-20
Total revenue	**255444.28**	**220607.35**
less:		
Expenditure related to operations	130253.17	149295.79
Finance cost	50932.61	17309.98
Depreciation, amortization and impairment expenses	65614.53	34302.6
Profit before tax (Excl. Movement in Regulatory Deferral Accounts Balances)	**8,643.97**	**19,698.98**

Details of tax provision

(₹ in lakhs)

Particulars	FY 2020-21		
	Current Tax	Deferred Tax	Total
Provision for financial year 2020-21	559.65	2115.15 (net of DTA)	2674.80
Adjustments for earlier years	604.77	-	604.77
Net provision as per Statement of Profit and Loss	1164.42	2115.15 (net of DTA)	3279.57

(₹ in lakhs)

Particulars	FY 2019-20		
	Current Tax	Deferred Tax	Total
Provision for financial year 2019-20	2924.94	(2036.73)	888.21
Adjustments for earlier years	7447.67	-	7447.67
Net provision as per Statement of Profit and Loss	10372.61	(2036.73)	8335.88

Profit after tax

The profit of the Company after tax is tabulated below:

(₹ in lakh)

Particulars	FY 2020-21	FY 2019-20
Profit before Tax (Excl. Exceptional items and Movement in regulatory deferral account balances)	8643.97	19698.98
Exception items – Income/ (expenses)	(4076.02)	0.00
Profit before Tax (Excl. Movement in regulatory deferral account balances)	4567.95	19698.98
Less: Tax expense	3279.57	8335.88
Add: Movement in regulatory deferral account balances (net of tax)	3501.77	8265.06
Profit after tax	**4790.15**	**19628.16**

Other Comprehensive Income

The Other Comprehensive Income (net of tax) for the financial year 2020-21 is (-) ₹ 818.45 lakh in comparison to (-) ₹ 315.08 lakh in the financial year 2019-20 .

Cash flows

Cash & cash equivalents and cash flows on various activities are given below:

(₹ in lakh)

Particulars	FY 2020-21	FY 2019-20
Opening cash & cash equivalents	**187.24**	**6900.43**
Net cash from operating activities	79,962.10	9,415.61
Net cash used in investing activities	341.34	-30,707.68
Net cash flow from financing activities	-80,443.79	14,578.88
Closing cash & cash equivalents	**46.89**	**187.24**

Statement of Cash flow comprises of cash flow from Operating activities, Investing activities and Financing activities.

NEEPCO's net cash flow from operating activities is ₹79,962.10 lakh during the FY 2020-21 as compared to ₹9,415.61 lakh in the previous FY. The net cash from operating activities has been arrived at after adjusting the non-cash items viz. Depreciation of ₹65,614.53 lakh, Finance cost of ₹50,285.27 lakh, Movement in Regulatory Deferral Accounts Balances of ₹4,522.55 lakhs, Foreign exchange loss of ₹647.34 lakh, Loss on assets (net) of ₹2.04 lakhs, Provision written off amounting to ₹3,303.21 lakhs, Deferred revenue of ₹1,152.90 lakhs, Provision written back of ₹81.04 lakhs and Interest /Investment income of ₹9.76 lakh. The changes in the current assets and current liabilities impacting the current period cash flow amounted to ₹16,820.75 lakh (i.e. a decrease in the working capital as the net effect of decrease in inventories, trade receivables, other financial

assets, loans & advances and increase in other financial liabilities & provisions). Income tax payment of ₹1,300.00 lakh was also made during the year.

NEEPCO's net cash outflow from investing activities is ₹341.34 lakh during the FY 2020-21as against (₹30,707.68 lakh) in the previous FY. It includes purchase of property, plant & equipment of ₹14,538.59 lakh, Interest income on investment of ₹9.76 lakhs, realization on accounts of "Delay payment surcharge" amounting to ₹14723.26 lakhs and change in Bank balance other than cash and cash equivalents ₹146.91 lakh.

In FY 2020-21, NEEPCO's net cash flow from financing activities is (₹80,443.79 lakh). The Corporation has raised funds of ₹1,40,000.00 lakh through PSU bond & other mid-term borrowings and also effected loan repayment and interest payments to the tune of ₹1,08,987.29 lakh and ₹64,101.03 lakh respectively. During the year the Corporation has paid final dividend for 2019-20 amounting to ₹ 2500.00 lakh and payment of finance lease obligations amounting to ₹747.96 lakh.

Off-Balance Sheet Items

Contingent Liabilities

The components of Contingent Liabilities for the FY 2020-21 and 2019-20 are as follows:

(₹in lakh)

Particulars	2020-21	2019-20
Claims against the Company not acknowledged as debt in respect of:		
Capital Works	156610.00	153671.00
Land Compensation cases	2738.00	4818.00
Disputed Income Tax demand	46889.39	44506.69
Others	3.49	22.48
Total	**206240.88**	**203018.17**

Commitments

(₹in lakh)

Particulars	2020-21	2019-20
Estimated amount of contract remaining to be executed on capital contracts and not provided for (net of advances & deposits)	32640.30	22394.77

Financial review of Joint Venture Companies

As on 31st March 2021, NEEPCO has one Joint Venture Company as follows:

- KSK Dibbin Hydro Power Private Limited, 8-2-293/82/A/431/A, Road No.22, Jubilee Hills, Hyderabad – 500 033, India

The above Joint Venture (JV) Company are incorporated in India. Consolidated Financial Statements for the year ended 31.03.2021 has been prepared based on the un-audited accounts of the said JV Company using equity method of accounting.

A brief report of financial result on consolidation is given below:

(₹in lakh)

Particulars	For the year ended 31st March, 2021	For the year ended 31st March, 2020
Total revenue	255444.28	220607.35
Total expenses	246800.31	200908.37
Share of Profit of Joint Ventures	1.57	4.34
Profit before Rate regulated activities & Tax	4569.52	19703.32
Total Tax Expenses	3280.06	8337.23
Profit before Rate regulated activities	1289.46	11366.09
Movement in Rate Regulated Activities (net of Tax)	3501.77	8265.06
Profit / (Loss) for the year	4791.23	19631.15
Other Comprehensive Income	(818.45)	(315.08)
Total Comprehensive Income	3972.78	19316.07
Total equity	**645352.34**	**643879.56**

HUMAN RESOURCES AND HRD

As on 31.03.2021, the Corporation had 1760 numbers of regular employees including 3 Board Level Executives (excluding CVO). Out of which 779 are Executives, 244 are Supervisors and 734 are Workmen.

Analysis of Age Profile of regular employees and it findings are as under:

Age Group	Total	Percentage of employees
Upto 30 years	66	4%
31 - 40 years	210	12%
41-50 years	415	23%
51-60 years	1069	61%

Superannuation profile in the next 5(five) years:						
Cadre	2021-22	2022-23	2023-24	2024-25	2025-26	TOTAL
Executive	47	55	55	54	57	268
Supervisor	12	20	15	31	19	97
Workmen	42	41	37	48	34	202
TOTAL	**101**	**116**	**107**	**133**	**110**	**567**

The above findings indicate that 61% of manpower in the Corporation are in the age brackets of 51 years and above and about 567 numbers of employees will be superannuating by the year March, 2026. This figure suggests that the attrition rate in the Corporation is high and needs immediate attention.

During the year 2020-2021, a total number of 461 employees participated in training and total training man days achieved was 4030.

For and on behalf of the Board of Directors

(Vinod Kumar Singh)
Chairman & Managing Director
DIN: 07471291

Dated: 26-08-2021
Place: New Delhi

ANNEXURE – 5

Compliance Certificate on Corporate Governance

To
The Members
M/s. North Eastern Electric Power Corporation Limited
Brookland Compound, Lower New Colony
Dist. East Khasi Hills
Shillong - 793 003

We have examined the compliance of conditions of Corporate Governance by **M/s North Eastern Electric Power Corporation Limited (CIN: U40101ML1976GO1001658)** (a Non-Listed PSU) for the year ended **31st March, 2021** as stipulated in the Guidelines on Corporate Governance for Central Public Sector Enterprises issued by Department of Public Enterprises (DPE), Government of India, in May, 2010.

The compliance of conditions of Corporate Governance is the responsibility of the Management. Our examination was limited to a review of the procedures and implementation thereof, adopted by the Company for ensuring the compliance of the conditions of the Corporate Governance. It is neither an audit nor an expression of opinion on the financial statements of the Company.

In our opinion and to the best of our information and explanations given to us, we certify that the Company has complied with the requirements of Corporate Governance as stipulated in the Guidelines **except** for the non compliance of:

a. Clause 4.1.1 relating to the composition of Audit Committee which states that two-thirds of the members of the Audit Committee shall be Independent Directors

b. Clause 4.4 relating to quorum in Audit committee meeting which states that the quorum shall be either two members or one third of the members of the Audit Committee whichever is greater, but a minimum of two independent members must be present.

We further state that such compliance is neither an assurance as to the future viability of the Company nor the efficiency or effectiveness with which the Management has conducted the Affairs of the Company.

For **Biman Debnath & Associates**
Company Secretaries

Place: Guwahati
Date: 4th August, 2021

(CS Biman Debnath)
Proprietor
CP No. 5857 / FCS No. 6717
UDIN: F006717C000733630

ANNEXURE – 6A

Independent Auditors' Report

To,

The Members of North Eastern Electric Power Corporation Limited

Report on the Audit of the Standalone Financial Statements

Opinion

We have audited the accompanying Standalone Financial Statements of North Eastern Electric Power Corporation Limited ('the Company'), which comprise the Balance Sheet as at 31st March 2021, the Statement of Profit and Loss (including Other Comprehensive Income), the Statement of Cash Flows and the Statement of Changes in Equity for the year then ended, and notes to the Financial Statements, including a summary of significant accounting policies and other explanatory information (hereinafter referred to as 'Standalone Financial Statements').

In our opinion and to the best of our information and according to the explanation given to us, the aforesaid Standalone Financial Statements give the information required by the Companies Act 2013 ('the Act') in the manner so required and give a true and fair view in conformity with the accounting principles generally accepted in India, of the state of affairs (financial position) of the Company as at 31st March 2021, and its profit (financial performance including other comprehensive income), its cash flows and the changes in equity for the year ended on that date.

Basis for Opinion

We conducted our audit in accordance with the Standards on Auditing (SAs) specified under section 143(10) of the Companies Act, 2013. Our responsibilities under those Standards are further described in the Auditors' Responsibilities for the Audit of the Standalone Financial Statements section of our report. We are independent of the Company in accordance with the Code of Ethics issued by the Institute of Chartered Accountants of India together with the ethical requirements that are relevant to our audit of the Standalone financial statements under the provisions of the Companies Act, 2013 and the Rules thereunder, and we have fulfilled our other ethical responsibilities in accordance with these requirements and the Code of Ethics. We believe that the audit evidence we have obtained is sufficient and appropriate to provide a basis for our opinion.

Emphasis of Matter

We draw attention to the following matters in the Notes to the Standalone Financial Statements:

1. Note No.7(i) regarding recognizing of Deferred Tax Assets (DTA) ₹30546.32 lakhs during the FY 2020-21 in respect of " Unabsorbed depreciation".
2. Note No. 27(b) read with Note No. 38 VII and Note No. 47(a) regarding sale of energy includes ₹6903.18 lakhs being the revenue for the year recognized and provided for on the basis of provisional rate due to modification in Accounting Policy on "Revenue from Operations- Revenue from sale of Power". Impact of the said modification on revenue from operation during the current financial year is to the tune of ₹6903.18 lakhs and previous year ₹3826.51 lakhs.
3. Note No. 50 regarding Balances shown under Capital advances to Contractors, Trade payable and materials in transit/ with contractor/ issued on loan, Trade receivables, Other receivable are subjected to confirmation/ reconciliation and consequential adjustment if any.

Our opinion is not modified in respect of these matters.

Key Audit Matters

Key audit matters are those matters that, in our professional judgement, were of most significance in our audit of the Standalone Financial Statements of the current period. These matters were addressed in the context of our audit of the Standalone financial statements as a whole, and in forming our opinion thereon, and we do not provide a separate opinion on these matters.

We have determined the matters described below as the key audit matters to be communicated in our report.

Sl. No.	Key Audit Matter	Addressing the Key Audit Matter
1	**Recognition and Measurement of Revenue from sale of energy** The Company records revenue from sale of energy based on tariff approved by the Central Electricity Regulatory Commission (CERC) and where final tariff is yet to be approved by CERC, provisional sale is recognized on the basis of provisional rate considering the Annual Fixed Cost submitted before the CERC through tariff petition. Where neither approved tariff is available nor petition is pending with the CERC, sale of energy is accounted for on the basis of tariff as agreed by the beneficiaries. The Company has also modified its accounting policy during the year for recognition of provisional revenue. (Refer note no. 27 read with significant accounting policy no. 17.1(a).)	**Our Audit Procedure** We have obtained an understanding of the CERC tariff regulations, orders, circulars, guidelines and the company's internal circulars and procedures in respect of recognition and measurement of revenue from sale of energy comprising of capacity and energy charges and adopted the following Audit Procedures: - Evaluated and tested the effectiveness of the company's design of internal controls relating to recognition and measurement of revenue from sale of energy. - Obtained the required Board resolution for modification in accounting policy. - Verified the accounting of revenue from sale of energy as well as accounting of provisional revenue from sale of energy based on provisional tariff computed as per the new modified accounting policy. - Evaluated the impact of modification in accounting policy and examined its disclosure in the notes to the Standalone Financial Statements
2	**Recognition of other income – Delayed payment surcharge** The Company recognises revenue from other income- delayed payment surcharge for sale of energy when no significant uncertainty as to measurability or collectability exists. Significant amount has been recognized during the year under this head. (Refer Note No. 28 and Significant Account Policy No. 17.2.iv)	**Our Audit Procedure:** We have adopted the following Audit Procedure: - Obtained and examined the Company's Accounting Policy in this regard. - Obtained an understanding of CERC regulation/ circular/ orders/ guidelines in this regard. - Obtained the various orders/ circular in this regard issued by the Ministry of Power, Govt. of India. - Obtained and examined the Company's communication with beneficiaries and company's directions in this regard. - Evaluated the reasonable certainty to the collectability of delayed payment surcharge and its recognition in the Standalone Financial Statement.

3	**Contingent Liability** There are number of litigations/ claims against the company pending before various forums. Claims made against the company are significant and the management's judgment is required for their proper disclosure. Disclosure of the same involves a significant degree of Management's judgment in interpreting the cases and assessment of the probability of occurrence of the liability which may be subject to Management bias. (Refer note no. 36 to the Standalone Financial Statement.)	**Our Audit Procedure** We have obtained the details of cases/ disputes/ claims pending before various courts/ Arbitration/ Quasi-Judicial Forums etc. as on 31.03.2021 from the Management along with the latest status and management's assessment for the same. We have also obtained the Company's Accounting Policy in this regard and their disclosure in notes to the Standalone financial statements for the same. We understood and tested the design and operating effectiveness of control as established by the Management for obtaining all relevant information for pending litigation/ cases. We discussed with Management regarding their basis of assessment and any material development thereto and also possible outcomes of the claims/ disputes.

Information Other than the Standalone Financial Statements and Auditors Report thereon

The Company's Board of Directors is responsible for the preparation of the other information. The other information comprises the information included in the Management Discussion and Analysis Report, Director's Report including Director's Responsibility Statement and Report of Corporate Governance, but does not include the standalone financial statements and our auditors' report thereon. The Other Information as stated above is expected to be made available to us after the date of this Auditors' Report.

Our opinion on the standalone financial statements does not cover the other information and we do not and will not express any form of assurance conclusion thereon.

In connection with our audit of the standalone financial statements, our responsibility is to read the other information identified above when it becomes available and, in doing so, consider whether the other information is materially inconsistent with the standalone financial statements or our knowledge obtained during audit or otherwise appears to be materially misstated.

When we read the Other Information as stated above and if we conclude that there is a material misstatement therein, we are required to communicate the matter to those charged with governance and describe necessary actions required as per applicable laws and regulations.

Responsibilities of Management and Those Charged with Governance for the Standalone Financial Statements

The Company's Board of Directors is responsible for the matters stated in Section 134(5) of the Companies Act, 2013 ('the Act') with respect to the preparation of these Standalone Financial Statements that give a true and fair view of the financial position, financial performance including other comprehensive income, cash flows and changes in equity of the Company in accordance with the accounting principles generally accepted in India, including the Indian Accounting Standards (Ind AS) specified under Section 133 of the Act, read with relevant rules issued thereunder and as per the Electricity Act, 2003 and relevant Central Electricity Regulatory Commission (CERC) regulation and other recognized accounting practices and policies.

This responsibility also includes maintenance of adequate accounting records in accordance with the provisions of the Act for safeguarding the assets of the Company and for preventing and detecting frauds and other irregularities; selection and application of appropriate accounting policies; making judgments and estimates that are reasonable

and prudent; and design, implementation and maintenance of adequate internal financial controls, that were operating effectively for ensuring the accuracy and completeness of the accounting records, relevant to the preparation and presentation of the Standalone Financial Statements that give a true and fair view and are free from material misstatement, whether due to fraud or error.

In preparing the Standalone Financial Statements, management is responsible for assessing the Company's ability to continue as a going concern, disclosing, as applicable, matters related to going concern and using the going concern basis of accounting unless management either intends to liquidate the Company or to cease operations, or has no realistic alternative but to do so.

The Board of Directors is also responsible for overseeing the Company's financial reporting process.

Auditors Responsibility for the Audit of the Standalone Financial Statements

Our objectives are to obtain reasonable assurance about whether the standalone financial statements as a whole are free from material misstatement, whether due to fraud or error, and to issue an auditors' report that includes our opinion. Reasonable assurance is a high level of assurance, but is not a guarantee that an audit conducted in accordance with Standard on Auditing (SAs) will always detect a material misstatement when it exists. Our Audit being partially carried out off-site, based on documents/ information being procured electronically due to compulsion imposed from outbreak of second wave of COVID-19, our work may have inherent Risk and limitations. Misstatements can arise from fraud or error and are considered material if, individually or in the aggregate, they could reasonably be expected to influence the economic decisions of users taken on the basis of these standalone financial statements.

As part of an audit in accordance with SAs, we exercise professional judgment and maintain professional skepticism throughout the audit. We also:

- Identify and assess the risks of material misstatement of the standalone financial statements, whether due to fraud or error, design and perform audit procedures responsive to those risks, and obtain audit evidence that is sufficient and appropriate to provide a basis for our opinion. The risk of not detecting a material misstatement resulting from fraud is higher than for one resulting from error, as fraud may involve collusion, forgery, intentional omissions, misrepresentations, or the override of internal control;
- Obtain an understanding of internal control relevant to the audit in order to design audit procedures that are appropriate in the circumstances. Under section 143(3)(i) of the Act, we are also responsible for expressing our opinion on whether the Company has adequate internal financial controls system with reference to financial statements in place and the operating effectiveness of such controls;
- Evaluate the appropriateness of accounting policies used and the reasonableness of accounting estimates and related disclosures made by management;
- Conclude on the appropriateness of management's use of the going concern basis of accounting and, based on the audit evidence obtained, whether a material uncertainty exists related to events or conditions that may cast significant doubt on the Company's ability to continue as a going concern. If we conclude that a material uncertainty exists, we are required to draw attention in our auditors' report to the related disclosures in the standalone financial statements or, if such disclosures are inadequate, to modify our opinion. Our conclusions are based on the audit evidence obtained up to the date of our auditors' report. However, future events or conditions may cause the Company to cease to continue as a going concern; and
- Evaluate the overall presentation, structure and content of the standalone financial statements, including the disclosures and whether the standalone financial statements represent the underlying transactions and events in a manner that achieves fair presentation.

Materiality is the magnitude of misstatements in the standalone financial statements that, individually or in aggregate, makes it probable that the economic decisions of a reasonably knowledgeable user of the standalone financial statements may be influenced. We consider quantitative materiality and qualitative factors in (i) planning the scope of our audit work and in evaluating the results of our work; and (ii) to evaluate the effect of any identified misstatements in the standalone financial statements.

We communicate with those charged with governance regarding, among other matters, the planned scope and timing of the audit and significant audit findings, including any significant deficiencies in internal control that we identify during our audit.

We also provide those charged with governance with a statement that we have complied with relevant ethical requirements regarding independence, and to communicate with them all relationships and other matters that may reasonably be thought to bear on our independence, and where applicable, related safeguards.

From the matters communicated with those charged with governance, we determine those matters that were of most significance in the audit of the standalone financial statements of the current period and are therefore the key audit matters. We describe these matters in our auditors' report unless law or regulation precludes public disclosure about the matter or when, in extremely rare circumstances, we determine that a matter should not be communicated in our report because the adverse consequences of doing so would reasonably be expected to outweigh the public interest benefits of such communication.

Report on Other Legal and Regulatory Requirements

1. As required by the Companies (Auditor's Report) Order, 2016 ('the Order') issued by the Central Government of India in terms of Section 143(11) of the Act and on the basis of such checks of the books and records of the Company as we considered appropriate and according to the information and explanation given to us, we give in the Annexure A, a statement on the matters specified in the paragraph 3 and 4 of the order, to the extent applicable.
2. As required by Section 143 (5) of the Act, on the basis of such checks of the books and records of the Company as we considered appropriate and according to the information and explanations given to us, we give in the Annexure B, a report on the directions issued by the Comptroller and Auditor General of India.
3. As required by Section 143 (3) of the Act, we report that:
   a. we have sought and obtained all the information and explanations which to the best of our knowledge and belief were necessary for the purposes of our audit;
   b. in our opinion, proper books of account as required by law have been kept by the Company so far as it appears from our examination of those books;
   c. the Balance Sheet, the Statement of Profit and Loss (including the other comprehensive income), the statement of Cash Flows and the Statement of changes in equity dealt with by this Report are in agreement with the books of account;
   d. In our opinion, the aforesaid Standalone Financial Statements comply with the Indian Accounting Standards specified under Section 133 of the Act;
   e. Being a Government Company, pursuant to the Notification No. GSR 463(E) dated 5th June 2015 issued by Ministry of Corporate Affairs, Government of India, provisions of sub-section (2) of Section 164 of the Companies Act, 2013, are not applicable to the Company.

f. As per Notification No. GSR 463(E) dated 5th June, 2015 issued by the Ministry of Corporate Affairs, Govt. of India, Section 197 of the Act, as regards managerial remuneration, is not applicable to the Government Companies. Accordingly, reporting in accordance with requirement of provisions of section 197(16) of the Act is not applicable to the Company.

g. With respect to the adequacy of the internal financial controls with reference to Standalone financial statements of the Company and the operating effectiveness of such controls, refer to our separate report in Annexure C; and

h. With respect to the other matters to be included in the Auditors' Report in accordance with Rule 11 of the Companies (Audit and Auditors) Rules, 2014, in our opinion and to the best of our information and according to the explanations given to us:

   i. The Company has disclosed the impact of pending litigations on its financial position in its Standalone Financial Statements - Refer Note 36 to the Standalone Financial Statements;

   ii. The Company has made provision, as required under the applicable law or Indian accounting standards, for material foreseeable losses, if any, on long-term contracts; and

   iii. The Company has no case of transferring any amount to the Investor Education and Protection Fund as per the provisions of the Act.

For **L.K. KEJRIWAL & CO.**
Chartered Accountants
Firm Registration No.: 001368C

(Naresh Kr. Poddar)
Partner
Membership No. 041717
UDIN: 21041717AAAABH1528

Place : MUZAFFARPUR
Date : 10th June, 2021

Annexure A to the Independent Auditors' Report

(Refer to in Paragraph 1 under "Report on other Legal and Regulatory Requirements" Section of Independent Auditors' Report of even date on the Standalone Financial Statement for the year ended 31st March 2021)

Based on the Audit procedure performed for the purpose of reporting a true and fair view on the Standalone Financial Statement of the Company and taking into consideration the information and explanation given to us and the books of accounts and other records examined by us in the normal course of audit and to the best of our knowledge and believe, we report that:

(i) (a) The Company has in some cases not maintained proper records related to situation of fixed assets available with it.

(b) There is a regular programme of physical verification of all fixed assets on an annual basis, by the Management. Though, no material discrepancies were noticed on such verification, in our opinion, the details and records maintained in Physical Verification Report, needs improvement having regard to the size of the Company and the nature of its assets.

(c) The title deeds of all the immovable properties are held in the name of the Company except in case of (i) KHEP, where land measuring 183.19 Hectares, valued at ₹452 lakhs is under litigation and (ii) Guwahati, where the mutation of 33.19 Acre of freehold land, valued at ₹441.00 lakhs is pending.

(ii) There is a regular programme of physical verification of inventory on an annual basis, by the Management. As informed, no material discrepancies were noticed on such physical verification.

(iii) The Company has not granted any loans, secured or unsecured to any companies, firms, limited liability partnership or other parties covered in register maintained under Section 189 of the Companies Act, 2013.

In view of the above, the clauses 3 (iii) (a), 3 (iii) (b) and 3 (iii) (c) of the Order are not applicable.

(iv) The Company has not granted any loans or given any guarantee and security covered under Section 185 and 186 of the Companies Act, 2013. In respect of investment in the Joint Venture Companies, the Company has complied with the provisions of Section 185 and 186 of the Companies Act, 2013.

(v) The Company has not accepted deposits from the public covered by section 73 to 76 of the Companies Act 2013. Therefore clause (v) of the order is not applicable.

(vi) We have broadly reviewed the accounts and records maintained by the Company pursuant to the Rules made by the Central Government for the maintenance of cost records under sub-section (I) of Section 148 of the Companies Act, 2013 read with Companies (Cost Records & Audit) Rules, 2014, as amended, and we are of the opinion that prima facie the prescribed accounts and records have been made and maintained. We have not, however, made detailed examination of the records with a view to determine whether they are accurate and complete.

(vii) (a) Undisputed statutory dues including provident fund, income tax, Goods and Service Tax, cess and other statutory dues have generally been regularly deposited with the appropriate authorities, with the exception for those dues, where the last date of payment has either been extended or the payment could not be made due to movement restrictions resulting from COVID-19. There are no undisputed dues outstanding as on 31st March 2021 for a period of more than six months from the date they became payable. We have been informed that employees' state insurance is not applicable to the Company.

(b) The disputed statutory dues aggregating to ₹46889.39 lakhs that have not been deposited on account of matters pending before appropriate authorities as on 31st March 2021 are detailed below:

Name of the statute	Nature of Dues	Amount (₹ In Lakh)	A.Y. to which the amount relates	Forum where dispute is pending
Income Tax Act, 1961	Income Tax	2891.40	2018-19	CIT (Appeal)
Income Tax Act, 1961	Income Tax	3,821.34	2012-13	High Court, Meghalaya
Income Tax Act, 1961	Income Tax	2,142.97	2013-14	High Court, Meghalaya
Income Tax Act, 1961	Income Tax	10,872.61	2014-15	ITAT, Guwahati
Income Tax Act, 1961	Income Tax	11,381.61	2015-16	High Court, Meghalaya
Income Tax Act, 1961	Income Tax	9,112.52	2016-17	High Court, Meghalaya
Income Tax Act, 1961	Income Tax	6,659.74	2012-13 to 2016-17	High Court, Meghalaya
Total		**46,882.19**		

The Company also has a disputed Statutory Dues under Service Tax for ₹7.20 lakhs at CESTAT, Kolkata.

(viii) In our opinion and according to the information and explanations given to us, the Company has not defaulted in repayment of dues to financial institutions, banks or debenture holders.

(ix) The Company has not raised any money by way of initial public offer or further public offer. According to the information and explanations given to us, the money raised by the Company by way of Bonds, and Other loans have generally been applied for the purpose for which they were obtained.

(x) According to the information and explanations given to us and as represented by the Management and based on our examination of the books and records of the Company and in accordance with generally accepted auditing practices in India, no case of material frauds by the Company or any material fraud on the company by its officers or employees has been noticed or reported during the year.

(xi) As per notification no. GSR 463(E) dated 5th June 2015 issued by the Ministry of Corporate Affairs, Government of India, Section 197 of the Act is not applicable to the Government Companies. Accordingly, provisions of clause 3 (xi) of the Order are not applicable to the Company.

(xii) The provisions of clause 3 (xii) of the Order, for Nidhi Company, are not applicable to the Company.

(xiii) The Company has complied with the provisions of Section 177 and 188 of the Companies Act, 2013 w.r.t. transactions with the related parties, wherever applicable. Details of the transactions with the related parties have been disclosed in the Standalone financial statements as required by the applicable Indian Accounting Standards.

(xiv) The Company has not made any preferential allotment or private placement of shares or fully or partly convertible debentures during the year under review. Accordingly, provisions of clause 3 (xiv) of the Order are not applicable to the Company.

(xv) The Company has not entered into any non-cash transactions with the directors or persons connected with them as covered under Section 192 of the Companies Act, 2013.

(xvi) According to information and explanation given to us, the Company is not required to be registered u/s 45-IA of Reserve Bank of India Act, 1934. Accordingly, provision of clause 3(xvi) of the Order is not applicable to the Company.

For **L.K. KEJRIWAL & CO.**
Chartered Accountants
Firm Registration No.: 001368C

(Naresh Kr. Poddar)
Partner
Membership No. 041717
UDIN: 21041717AAAABH1528

Place : MUZAFFARPUR
Date : 10th June, 2021

Annexure B to the Independent Auditors' Report

(Refered to in Paragraph 2 under 'Report on other Legal and Regulatory Requirements' section of Independent Auditors' Report of even date on the Standalone Financial statements for the year ended 31st March 2021)

Sl. No.	Directions u/s 143(5) of the Companies Act, 2013	Auditors' reply on action taken on the directions	Impact onfinancial statement
1	Whether the Company has system in place to process all the accounting transactions through IT system? If yes, the implications of processing of Accounting transactions outside IT system on the integrity of the accounts along with the financial implications, if any, may be stated.	The company has old information technology (IT) application system MATFIN, which is unable to cater the emerging needs, process all accounting transactions and complete information consistent with financial reporting objectives. Asinformed, ERPSAPs/4Hanaimplementation is being taken up in a phased manner. The processing activity will be taken up gradually in the new ERP system in a phased manner.	Not Ascertainable
2.	Whether there is any restructuring of an existing loan or cases of waiver/ write off of debts/ loans/ interest etc. made by a lender to the Company due to the company's inability to repay the loan? If yes, the financial impact may be stated. Whether such cases are properly accounted for?	Based on our Audit and according to the information and explanations given to us, no such restructuring of existing loan or waiver/ write off of debts/ loans / interest etc. were made by lender to the Company, due to the Company's inability to repay the loan.	Nil
3.	Whether funds (grants/ subsidy etc.) received/ receivable for specific schemes from Central/ State Government or its agencies were properly accounted for/ utilized as per its terms and conditions? List the case of deviation.	Based on our Audit and according to the information and explanations given to us, the Company has accounted for and utilized the funds received for specific schemes from Central/ State government or its agencies as per its terms and conditions.	Nil

For **L.K. KEJRIWAL & CO.**
Chartered Accountants
Firm Registration No.: 001368C

(Naresh Kr. Poddar)
Partner
Membership No. 041717
UDIN: 21041717AAAABH1528

Place : MUZAFFARPUR
Date : 10th June, 2021

Annexure C to the Independent Auditors' Report

(Refered to in Paragraph 3(g) under 'Report on other Legal and Regulatory Requirements' section of Independent Auditors' Report of even date on the Standalone Financial statements for the year ended 31st March 2021)

Report on the Internal Financial Control under section 143 (3)(i) of the Act

We have audited the internal financial controls over financial reporting of North Eastern Electric Power Corporation Limited ('the Company') as of 31st March 2021 in conjunction with our audit of the Standalone Financial Statements of the Company for the year ended on that date.

Management's Responsibility for Internal Financial Controls

The Company's management is responsible for establishing and maintaining internal financial controls based on the internal control over financial reporting criteria established by the Company considering the essential components of internal control stated in the Guidance Note on Audit of Internal Financial Controls Over Financial Reporting issued by the Institute of Chartered Accountants of India ('ICAI'). These responsibilities include the design, implementation and maintenance of adequate internal financial controls that were operating effectively for ensuring the orderly and efficient conduct of its business, including adherence to the Company's policies, the safeguarding of its assets, the prevention and detection of frauds and errors, the accuracy and completeness of the accounting records, and the timely preparation of reliable financial information, as required under the Companies Act, 2013.

Auditors' Responsibility

Our responsibility is to express an opinion on the Company's internal financial controls over financial reporting based on our audit. We conducted our audit in accordance with the Guidance Note on Audit of Internal Financial Controls Over Financial Reporting (the "Guidance Note") and the Standards on Auditing, issued by ICAI and deemed to be prescribed under Section 143(10) of the Companies Act, 2013, to the extent applicable to an audit of internal financial controls, both applicable to an audit of Internal Financial Controls and, both issued by ICAI. Those Standards and the Guidance Note require that we comply with ethical requirements and plan and perform the audit to obtain reasonable assurance about whether adequate internal financial controls over financial reporting were established and maintained and if such controls operated effectively in all material respects.

Our audit involves performing procedures to obtain audit evidence about the adequacy of the internal financial controls system over financial reporting and their operating effectiveness. Our audit of internal financial controls over financial reporting included obtaining an understanding of internal financial controls over financial reporting, assessing the risk that a material weakness exists, and testing and evaluating the design and operating effectiveness of internal control based on the assessed risk. The procedures selected depend on the auditors' judgment, including the assessment of the risks of material misstatement of the financial statements, whether due to fraud or error.

We believe that the audit evidence we have obtained are sufficient and appropriate to provide a basis for our audit opinion on the Company's internal financial controls system over financial reporting.

Meaning of Internal Financial Controls Over Financial Reporting

A company's internal financial control over financial reporting is a process designed to provide reasonable assurance regarding the reliability of financial reporting and the preparation of financial statements for external purposes in accordance with generally accepted accounting principles. A company's internal financial control over financial reporting includes those policies and procedures that (1) pertain to the maintenance of records that, in reasonable detail, accurately and fairly reflect the transactions and dispositions of the assets of the Company; (2) provide reasonable assurance that transactions are recorded as necessary to permit preparation of financial statements in accordance with generally accepted accounting

principles, and that receipts and expenditures of the Company are being made only in accordance with authorizations of the Management and directors of the Company; and (3) provide reasonable assurance regarding prevention or timely detection of unauthorized acquisition, use, or disposition of the Company's assets that could have a material effect on the financial statements.

Inherent Limitations of Internal Financial Controls Over Financial Reporting

Because of the inherent limitations of internal financial controls over financial reporting, including the possibility of collusion or improper management override of controls, material misstatements due to error or fraud may occur and not be detected. Also, projections of any valuation of the internal financial controls over financial reporting to future periods are subject to the risk that the internal financial control over financial reporting may become inadequate because of changes in conditions, or that the degree of compliance with the policies or procedures may deteriorate.

Qualified Opinion

According to the information and explanations given to us and based on our audit, the following material weaknesses have been identified as at 31st March 2021:

the company has old information technology (IT) application system MATFIN, which is unable to cater the emerging needs and complete information consistent with financial reporting objectives. As informed to us, an ERP SAP Program is under implementation.

This could potentially result into weakness in the internal financial controls over financial reporting of the company.

A 'material weakness' is a deficiency, or a combination of deficiencies, in internal financial control over financial reporting, such that there is a reasonable possibility that a material misstatement of the company's annual or interim financial statements will not be prevented or detected on a timely basis.

In our opinion, and to the best of our information and according to explanation given to us, the company has, in all material respects, an adequate internal financial controls over financial reporting as of 31st March 2021, based on the internal control over financial reporting criteria established by the company considering the essential components of internal control stated in the Guidance Note on Audit of Internal Financial Controls Over Financial Reporting issued by the Institute of Chartered Accountants of India and except for the possible effects of the material weaknesses described above on the achievement of the objectives of the control criteria, the Company's internal financial controls over financial reporting were operating effectively as of 31st March 2021.

We have considered the material weaknesses identified and reported above in determining the nature, timing, and extent of audit tests applied in our audit of the Standalone Financial Statements of the Company as at and for the year ended 31st March 2021, and these material weaknesses do not affect our opinion on the standalone financial statements of the Company.

For **L.K. KEJRIWAL & CO.**
Chartered Accountants
Firm Registration No.: 001368C

(Naresh Kr. Poddar)
Partner
Membership No. 041717
UDIN: 21041717AAAABH1528

Place : MUZAFFARPUR
Date : 10th June, 2021

Part - I: Standalone Balance Sheet as at 31st March 2021

(₹ in lakhs)

Sl. No.	Particulars	Note No.	As at 31st March 2021	As at 31st March 2020 #	As at 1st April 2019
	ASSETS				
1	**Non-Current assets**				
	(a) Property, Plant and Equipment	2	1349807.25	609778.57	623441.52
	(b) Capital work-in-Progress	3	16896.60	774042.04	707423.18
	(c) Intangible assets under Development	4	649.91	501.44	82.50
	(d) Intangible assets	4A	712.48	684.95	30.20
	(e) Right to Use Assets	4A	8129.91	7914.68	9746.28
	(f) Investment in subsidiary and Joint Venture companies	5	-	2793.00	2793.00
	(g) Financial Assets				
	Loans	6	28.30	58.69	95.93
	(h) Deferred Tax Asset (Net)	7			
	(i) Other Non-current Assets	8	18667.86	22797.56	14153.67
	1. Total Non-Current Assets		**1394892.31**	**1418570.93**	**1357766.28**
2	**Current assets**				
	a) Inventories	9	13526.33	12077.36	10158.75
	b) Financial Assets				
	(i) Trade receivables	10	57710.73	66226.10	63453.60
	(ii) Cash and Cash equivalents	11	46.89	187.24	6900.43
	(iii) Bank balances other than (ii) above	12	171.24	318.15	2957.44
	(iv) Others	13	38045.65	29000.29	10861.27
	c) Other Current assets	14	4200.53	2850.81	2540.21
	2. Total Current Assets		**113701.37**	**110659.95**	**96871.70**
3	**3. Regulatory deferral accounts debit balances**	15	**84384.08**	**79861.53**	73650.03
	Total Assets (1 + 2 + 3)		**1592977.76**	**1609092.41**	**1528288.01**
	EQUITY AND LIABILITIES				
4	**Equity**				
	(a) Equity Share Capital	16	360981.04	360981.04	360981.04
	(b) Other Equity	17	284019.65	282547.95	267936.53
	4. Total Equity		**645000.69**	**643528.99**	**628917.57**
	Liabilities				
5	**Non-Current Liabilities**				
	a) Financial Liabilities				
	(i) Borrowings	18	659364.91	614359.39	661882.06
	(ii) Trade payables				
	(a) Total outstanding dues of micro enterprises and small entreprises				
	(b) Total outstanding dues of creditors other than micro entreprises and small enterprises				
	b) Provisions	19	1349.59	6729.10	5707.06
	c) Deferred tax liabilities (Net)	7	61814.64	59699.49	61736.22
	d) Deferred Revenue	26	24393.51	26004.23	27614.95
	5. Total Non-Current Liabilities		**746922.65**	**706792.21**	**756940.29**

STANDALONE FINANCIAL STATEMENTS

6	**Current liabilities**				
	a) Financial liabilities				
	(i) Borrowings	21	36797.75	80905.26	28269.81
	(ii) TradePayables				
	(a) Total outstanding dues of micro enterprises and small entreprises	22	434.36	206.99	277.15
	(b) Total outstanding dues of creditors other than micro entreprises and small enterprises		8148.95	9483.71	7308.48
	(iii) Other financial liabilities	23	119154.91	132288.68	71728.93
	b) Other current liabilities	24	12106.02	13663.44	16030.62
	c) Provisions	25	16742.44	15010.96	12291.76
	d) Current tax liabilities (net)	8	-	-	-
	e) Deferred Revenue	26	7669.99	7212.17	2102.81
	6. Total Current Liabilities		**201054.42**	**258771.21**	**138009.56**
7	**7. Regulatory deferral accounts credit balances**	15	-	-	4420.59
	Total Equity and Liabilities (4 + 5 + 6 +7 + 8)		**1592977.76**	**1609092.41**	**1528288.01**

Restated

Summery of Significant Accounting Policies - Note no.1

The accompanying notes 1 to 52 form an integral part of these financial statements

In terms of our report of even date

For L K Kejriwal & Co
Chartered Accountants
F.R.N. 001368C

For and on behalf of the Board of Directors

Date: **10-06-2021**
Place: **Shillong**

A. P. Rong
Company Secretary

Anil Kumar
Director (Finance)
DIN : 08376723

Vinod Kumar Singh
Chairman & Managing Director
DIN : 07471291

Naresh Kr Poddar
Partner
Membership No. 041717

Part - II: Standalone Statement of Profit and Loss for the year ended 31st March 2021

(₹ in lakhs)

Sl No.	Particulars	Notes	For the Year ended 31st Mar-21	For the Year ended 31st Mar-20 #
	Income			
I	Revenue from Operations	27	228809.42	216576.28
II	Other Income	28	26634.86	4031.07
III	**Total Income (I + II)**		**255444.28**	**220607.35**
IV	**Expenses**			
	(a) Fuel cost	29	49454.08	69001.25
	(b) Employee benefit expense	30	42644.29	39225.27
	(c) Finance costs	31	50932.61	17309.98
	(d) Depreciation and amortization expense	32	65614.53	34302.60
	(e) Other expenses	33	38154.80	41069.27
	Total expenses (IV)		**246800.31**	**200908.37**
V	**Profit / (loss) before exceptional items, Tax and Regulatory deferral accounts balances (III - IV)**		**8643.97**	**19698.98**
VI	Exceptional Items - (income)/expenses		4076.02	-
VII	**Profit / (loss) before Tax and Regulatory deferral account balances (V - VI)**		**4567.95**	**19698.98**
VIII	Tax Expense:			
	(i) Current tax			
	Current year		559.65	2924.94
	Earlier years		604.77	7447.67
	Total Current Tax		1164.42	10372.61
	(ii) Deferred tax (Net of DTA)		2115.15	(2036.73)
	Total Tax Expense		3279.57	8335.88
IX	**Profit / (loss) before regulatory deferral account balances (VII -VIII)**		**1288.38**	**11363.10**
X	Net movement in regulatory deferral account balances (Net of tax)	37	3501.77	8265.06
XI	**Profit / (loss) for the year (IX + X)**		**4790.15**	**19628.16**

STANDALONE FINANCIAL STATEMENTS

XII	**Other comprehensive income**			
	A.			
	(i) Items that will not be reclassified to profit and loss			
	(a) Remeasurements of the defined benefit plans		(1258.30)	(488.01)
	(b) Others - FV loss adjustment		0.15	2.40
			(1258.15)	**(485.61)**
	(ii) Income tax relating to items that will not be reclassified to profit and loss		(439.70)	(170.53)
	B.			
	(i) Items that will be reclassified to profit and loss			
	(ii) Income tax relating to items that will be reclassified to profit and loss			
	Total other comprehensive income XII = (A+ B)		**(818.45)**	**(315.08)**
XIII	**Total comprehensive income for the period (XI + XII)**		**3971.70**	**19313.08**
XIV	Earnings per equity share (Par value ₹ 10 each)	35		
	Basic & Diluted (₹) (including net movement in regulatory deferral account balances)		0.13	0.54
	Basic & Diluted (₹) (excluding net movement in regulatory deferral account balances)		0.04	0.31

Restated

The accompanying notes 1 to 52 form an integral part of these financial statements

In terms of our report of even date

For **L K Kejriwal & Co**
Chartered Accountants
F.R.N. 001368C

For and on behalf of the Board of Directors

Date: **10-06-2021**
Place: **Shillong**

A. P. Rong
Company Secretary

Anil Kumar
Director (Finance)
DIN : 08376723

Vinod Kumar Singh
Chairman & Managing Director
DIN : 07471291

Naresh Kr Poddar
Partner
Membership No. 041717

Standalone Statement of Cash Flows for the year ended 31st March 2021

(₹ in lakhs)

Particulars	For the year ended 31st March 2021		For the year ended 31st March 2020 #	
A. CASH FLOW FROM OPERATING ACTIVITIES				
Profit before tax		4,567.95		19,698.98
Add: Net Movements in Regulatory deferral account balances (Net of tax)	3,501.77		8,265.06	
Add: Tax on net Movements in Regulatory deferral account balances	1,020.78		2,367.03	
		4,522.55		**10,632.09**
Profit before tax including movements in regulatory deferral account balances		**9,090.50**		**30,331.07**
Adjustment for:				
Depreciation, amortisation and impairement expense	65,614.53		34,302.60	
Provisions/ Write off	3,303.21		10,953.08	
Regulatory Deferral account credit balances	-		(4,420.59)	
Regulatory Deferral account debit balances	(4,522.55)		(6,211.50)	
Deferred Revenue	(1,152.90)		3,519.38	
Foreign exchange loss/ (gain)	647.34		1,069.44	
Finance costs	50,285.27		16,240.54	
Interest/ income from term deposits/ bonds/ investments	(9.76)		(39.08)	
Provisions Written back	(81.04)		(154.22)	
Profit on de-recognision of property, plant and equipment	(1.73)		(3.55)	
Loss on de-recognision of property, plant and equipment	3.77		5.82	
Delayed Payment Surcharge	(25,093.79)		(3,465.46)	
		88,992.35		**51,796.46**
Operating profit before working capital changes		**98,082.85**		**82,127.53**
Adjustment for:				
Trade Receivables	18,885.90		(2,010.39)	
Inventories	(1,448.97)		(1,918.61)	
Trade payables, provisions, other financial liabilities and other liabilities	(26,744.85)		(35,892.87)	
Loans, other financial assets and other assets	(7,512.83)		(20,179.18)	
		(16,820.75)		**(60,001.05)**
Cash generated from operations		**81,262.10**		**22,126.48**
Income tax (paid)/ refunded		**(1,300.00)**		**(12,710.87)**
Net cash from/ (used in) operating activities - A		**79,962.10**		**9,415.61**
B. CASH FLOW FROM INVESTING ACTIVITIES				
Purchase of property, plant and equivalent & intangible assets	(14,538.59)		(36,089.40)	
Interest/ income on term deposits/ bonds/ investment received	9.76		39.08	
Dividend Received	-		-	
Change in Bank balance other than cash and cash equivalents	146.91		2,639.29	
Delayed Payment Surcharge Received	14,723.26		2,703.35	
Net cash from/(used in) investing activities - B		**341.34**		**(30,707.68)**

STANDALONE FINANCIAL STATEMENTS

C. CASH FLOW FROM FINANCING ACTIVITIES				
Proceeds from issue of equity instruments of the Company	-		-	
Proceeds from non-current borrowings	1,40,000.00		55,000.00	
Repayment of non-current borrowings	(1,08,987.29)		(15,398.54)	
Proceeds from current borrowings	(44,107.51)		52,668.63	
Payment of finance lease obligations	(747.96)		(691.77)	
Interest paid	(64,101.03)		(72,297.78)	
Dividend paid	(2,500.00)		(3,900.00)	
Tax on Dividend			(801.66)	
Net cash from/ (used in) financing activities - C		**(80,443.79)**		**14,578.88**
Net increase/ (decrease) in cash and cash equivalents (A+B+C)		**(140.35)**		**(6,713.19)**
Cash and cash equivalents at the beginning of the year (see Note 1 and 2 below)		187.24		6,900.43
Cash and cash equivalents at the end of the year (see Note 1 and 2 below)		46.89		187.24
# Restated				

* please refer note no. 11 & 12

Notes:

1. Cash and Cash equivalent consists of cheques, drafts, stamps in hand, balances with bank, and deposits with original maturity of up to three months.
2. Reconciliation of Cash and Cash Equivalents:

   Cash and Cash equivalents as per note no. 11
3. Cash & Cash Equivalent consists of NIL amount against CSR Unspent for the year.
4. Reconciliation between the opening and closing balances in the balance sheet for liabilities arising from financing activities.

For the year ended 31 March 2021 ₹ in lakhs

Particulars	Non-current borrowings**	Finance lease obligation	Current borrowings
Opening balance as at 1st April 2020	7,22,814.68	978.75	80,769.90
Cash Flows during the year	1,40,000.00	(747.96)	(44,104.15)
Principal repayment during the period	(1,08,987.29)	-	-
Non-Cash Changes due to:			
Acquisition under finance lease	-	559.66	-
Variations in exchange rate	1,414.01		
Transaction cost on borrowings	191.94	-	-
Closing balance as at 31st March 2021	**7,55,433.34**	**790.45**	**36,665.75**

For the year ended 31 March 2020 ₹ in lakhs

Particulars	Non-current borrowings**	Finance lease obligation	Current borrowings
Opening balance as at 1st April 2019	6,77,211.28		28,236.63
Cash Flows during the year	55,000.00	(691.77)	62,533.27
Principal repayment during the period	(15,398.54)	-	(10,000.00)
Non-Cash Changes due to:			
Acquisition under finance lease	-	1670.52	-
Variations in exchange rate	6,193.88		
Transaction cost on borrowings	(191.94)	-	-
Closing balance as at 31st March 2020	**7,22,814.68**	**978.75**	**80,769.90**

** includes current maturity of long term borrowings

In terms of our report of even date

For **L K Kejriwal & Co**
Chartered Accountants
F.R.N. 001368C

For and on behalf of the Board of Directors

Date: **26-08-2021**
Place: **New Delhi**

A. P. Rong
Company Secretary

Anil Kumar
Director (Finance)
DIN : 08376723

Vinod Kumar Singh
Chairman & Managing Director
DIN : 07471291

Naresh Kr Poddar
Partner
Membership No. 041717

Standalone Statement of Changes in Equity for the year ended 31st March 2021

(A) Equity Share Capital

For the year ended 31st March 2021

(₹ in lakhs)

Particulars	Amount
Balance as at 1st April 2020	360981.04
Changes in equity capital during the year	-
Balance as at 31st March 2021	360981.04

For the year ended 31st March 2020

(₹ in lakhs)

Particulars	Amount
Balance as at 1st April 2019	360981.04
Changes in equity capital during the year	-
Balance as at 31st March 2020	360981.04

(B) Other Equity

For the year ended 31st March 2021

(₹ in lakhs)

Particulars	Reserve & Surplus			Total
	Bonds redemption reserve	General Reserve	Retained Earnings	
Balance as at 1st April 2020	65054.17	197691.68	19802.10	282547.95
Profit for the year			4790.15	4790.15
Other Comprehensive income			(818.45)	(818.45)
Total Comprehensive Income			**3971.70**	**3971.70**
Final Dividend paid for FY2019-20			(2500.00)	(2500.00)
Balance as at 31st March 2021	65054.17	197691.68	21273.80	284019.65

For the year ended 31st March 2020 #

(₹ in lakhs)

Particulars	Reserve & Surplus			Total
	Bonds redemption reserve	General Reserve	Retained Earnings	
Balance as at 1st April 2019	65054.17	197691.68	5190.68	267936.53
Profit for the year			19628.16	19628.16
Other Comprehensive income			(315.08)	(315.08)
Total Comprehensive Income			**19313.08**	**19313.08**
Final Dividend paid for FY2018-19			(3900.00)	(3900.00)
Tax on Final Dividend			(801.66)	(801.66)
Balance as at 31st March 2020	65054.17	197691.68	19802.10	282547.95

For the year ended 01st April 2019

(₹ in lakhs)

Particulars	Reserve & Surplus			Total
	Bonds redemption reserve	General Reserve	Retained Earnings	
Balance as at 1st April 2018	57067.08	197691.68	4935.24	259694.00
Transfer to/ from Retained earnings	7987.09		(7987.09)	-
Profit for the year			21106.02	21106.02
Other Comprehensive income			214.43	214.43
Total Comprehensive Income			**21320.45**	**21320.45**
Excess prov. Written back			785.94	785.94
Interim Dividend paid for FY 2018-19			(4700.00)	(4700.00)
Final Dividend paid for FY2017-18			(6800.00)	(6800.00)
Tax on Dividend			(2363.86)	(2363.86)
Balance as at 31st March 2019	65054.17	197691.68	5190.68	267936.53

Restated

In terms of our report of even date

For L K Kejriwal & Co
Chartered Accountants
F.R.N. 001368C

For and on behalf of the Board of Directors

Date: 10-06-2021
Place: Shillong

A. P. Rong
Company Secretary

Anil Kumar
Director (Finance)
DIN : 08376723

Vinod Kumar Singh
Chairman & Managing Director
DIN : 07471291

Naresh Kr Poddar
Partner
Membership No. 041717

STANDALONE FINANCIAL STATEMENTS

Note No. 1: Significant Accounting Policies 2020-21

A. Corporate information

North Eastern Electric Power Corporation Limited ("NEEPCO Ltd."/ "the Company") is a leading power utility, primarily operating in the North-Eastern Region of India. NEEPCO Ltd, a Central Public Sector Enterprise (CPSE), is a wholly owned Subsidiary of NTPC Ltd and it is conferred with the Schedule A- Miniratna Category-I CPSE status by the Government of India. The address of the Company's registered office is Brookland Compound, Lower New Colony, Laitumkhrah, Shillong 793003, Meghalaya. Authorised Capital of the Company is ₹5000 crore. The Company has its 12 (twelve) generating stations, which are under operation [except Kopili (4 X 50 MW) power station is under shut down from the 07th of October 2019 due to rupturing of the penstock and presently under Reconstruction Renovation and Modernisation] with 8 (eight) hydro, 3 (three) thermal and 1(one) solar power generating stations. Present installed capacity of the company is 2057 MW.

NEEPCO Ltd has its debt (Bond XI issue to XXII issue) listed with Bombay Stock Exchange (BSE).

B. Basis of preparation

I. Statement of Compliance

The financial statements of the Company have been prepared in accordance with the relevant provisions of the Companies Act, 2013, Indian Accounting Standards (herein after referred to as "Ind-AS") as notified by the Ministry of Corporate Affairs pursuant to the section 133 of the Companies Act, 2013 read with Rule 3 of the Companies (Indian Accounting Standards) Rules 2015, Companies (Indian Accounting Standards) Amendment Rules 2016 and the provisions of the Electricity Act, 2003 to the extent applicable.

The Company has adopted all the applicable Ind ASs and such adoption was carried out in accordance with Accounting Principles generally accepted in India as prescribe in section 133 of the Act, read with Rule 7 of the Companies (Accounting) Rules 2014,

II. Basis of measurement

The financial statements have been prepared on historical cost basis, except

- Certain financial instruments that are measured at fair value;
- Assets held for sale – measured at fair value less cost to sell;
- Plan assets of defined employees benefit plans;

Historical cost is generally based on the fair value of the consideration given in exchange for goods and services.

Income and Expenses are accounted for on Mercantile Basis, except otherwise stated and disclosed accordingly.

III. Functional and presentation currency

These financial statements are presented in Indian Rupee (INR), which is the Company's functional currency. All financial information presented in INR has been rounded off to the nearest Lakh (up to two decimals) for the Company, except as stated otherwise.

IV. Current and Non-current classification

All assets and liabilities have been classified as current or non-current as per Company's operating cycle and other criteria set out in Schedule-III of the Companies Act 2013. Based on the nature of business, the Company has ascertained its operating cycle as 12 months for the purpose of Current or noncurrent classification of assets and liabilities.

Deferred tax assets and Deferred tax liabilities are classified as non-current .

V. Use of estimates and management judgments

The preparation of financial statements requires management to make judgments, estimates and assumptions in the application of accounting policies that affect the reported amounts of assets, liabilities, disclosure of contingent assets and liabilities at the date of financial statements and reported amount of income and expenses during the period. Actual results may differ from those estimates.

Continuous evaluation is done on the estimation and judgments based on historical experience and other factors, including expectations of future events that are believed to be reasonable. Revisions to accounting estimates are recognised in the financial statements prospectively and if material, their effects are disclosed in the notes to the financial statements.

Key sources of estimation uncertainty at the reporting date, which may cause a material adjustment to the carrying amounts of assets and liabilities for future years are provided in Note-D.

VI. Investment in Joint Venture

A joint venture is a joint arrangement whereby the parties that have joint control of the arrangement have rights to the net assets of the joint arrangement. Joint control is the contractually agreed sharing of control of an arrangement, which exists only when decisions about the relevant activities require unanimous consent of the parties sharing control.

The investment in joint venture is carried at cost, which comprises of price paid to acquire investment and directly attributable cost, less Impairment, if any.

C. Summary of Significant Accounting Policies

1. Property, plant and equipment

1.1 An item of PPE is recognized as an asset if it is probable that future economic benefits associated with the item will flow to the Company and the cost of the item can be measured reliably.

1.2 Property, plant and equipment held for use in the production and transmission of power, or for administrative purposes, are stated in the balance sheet at cost, less accumulated depreciation/amortization and impairment loss, if any.

1.3 Auxiliaries which are not separately identifiable, but are common to more than one power generating unit are capitalised in the ratio of their respective installed capacity.

1.4 PPE are initially measured at cost of acquisition/ construction including decommissioning or restoration cost, if any, wherever required. The cost includes expenditure that is directly attributable to the acquisition/ construction of the asset. In cases where final settlement of bills with contractors is pending, but the asset is complete and ready for use, capitalization is done on provisional basis subject to necessary adjustments in the year of final settlement.

1.5 The expenditure incurred on start-up and commissioning of the project, including the expenditure incurred on trial/ test runs and experimental production is capitalized as an indirect element of the construction cost. However, after commencement of commercial operation, the expenditure incurred is charged to Revenue expenditure, even if the contract stipulation provides for final taking over of the plant after successful commissioning of the plant.

1.6 Subsequent expenditure on major maintenance or repairs includes the cost of the replacement of parts of assets and major overhaul costs. Where an asset or part of an asset is replaced and it is probable that future economic benefits associated with the item will be available to the Company, the expenditure is capitalized and the carrying amount of the item replaced is derecognized. If it is not practicable to determine the carrying amount of the replaced part, the company uses the cost of the replacement as an indication of what the cost of replaced part was at the time it was acquired or constructed.Similarly, overhaul costs associated with major maintenance are capitalized.

1.7 Standby equipment and servicing equipment which meet the recognition criteria of Property, Plant and Equipment are capitalized.

1.8 Assets over which the Company has control, though created on land not belonging to the Company are included under Property, Plant and Equipment.

1.9 Payments made/ liabilities created provisionally towards compensation, rehabilitation and other expenses relatable to land in possession are treated as cost of land.

1.10 Spare parts procured along-with the Plant & Machinery as well as procured subsequently which meets the recognition criteria are capitalized. Other machinery spares are treated as "stores & spares" forming part of the inventory.

1.11 Cost of mobile handsets are recognised as revenue expenditure.

1.12 An item of property, plant and equipment is derecognized upon disposal or when no future economic benefits are expected to arise from the continued use of the asset. Any gain or loss arising on the disposal or retirement of an

item of property, plant and equipment is determined as the difference between the sale proceeds and the carrying amount of the asset and is recognized in profit & loss or IEDC, as the case may be.

2. Capital work-in-progress

2.1 Expenditure incurred on assets under construction is carried at cost under Capital work in Progress. Such costs comprises purchase price of asset including all taxes/ duties and other costs that are directly attributable to bringing the asset to the location and condition necessary for it to be capable of operating in the manner intended by management. Such properties are classified to the appropriate categories of property, plant and equipment when completed and ready for intended use.

2.2 Cost directly attributable to projects under construction include costs of employee benefits, expenditure in relation to survey and investigation activities of the projects, cost of site preparation, initial delivery and handling charges, installation and assembly costs, professional fees, expenditure on maintenance and up-gradation etc. of common public facilities, depreciation on assets used in construction of project, interest during construction and other costs including administrative and general overhead costs, if attributable to construction of projects. Such costs are accumulated under "Capital works in progress" and subsequently allocated on systematic basis over major immovable assets. For projects under construction, the project specific IEDC is allocated to its qualifying assets at the time of capitalisation on the basis of Cost Estimate/ Completion Cost of the project.

2.3 Capital expenditure incurred to create facilities, over which the Company does not have control and creation of which is essential for construction of the project is carried on under "Capital works in progress" and subsequently allocated on systematic basis over major immovable assets, other than land and infrastructure facilities on commissioning of projects.

2.4 Expenditure against "Deposit works" is accounted for on the basis of statement of accounts received the concerned agency and acceptance by the Company.

2.5 Common expenditure of a project, which is partially in operation and partially under construction, is being apportioned on the basis of the installed capacity.

2.6 Share of Corporate office and Guwahati office expenditures relating to construction activities are allocated/ apportioned to the projects under construction on the basis of accretion to CWIP.

2.7 In case of abandonment/ suspension/ discontinuation of project, the expenditure in relation to the same is expensed/charged off in the year of such decision.

3. Intangible Assets

3.1 An intangible asset is recognized if and only if it is probable that the expected future economic benefit that are attributable to the assets will flow to the Company and the cost of the asset can be measuraed reliably.

3.2 Intangible assets acquired separately are measured on initial recognition at cost. Such assets are capitalized when the assets are ready for its intended use. After initial recognition, intangible assets are carried at cost less accumulated amortization and impairment losses, if any.

3.3 Computer software (not being an integral part of the related hardware) acquired for internal use, is stated at cost of acquisition less accumulated amortization and impairment losses, if any.

3.4 Land taken for use from State Government (without transfer of title) and expenses on relief and rehabilitation as also on creation of alternate facilities for land evacuees or in lieu of existing facilities coming under submergence and where construction of such alternate facilities is a specific pre-condition for the acquisition of the land for the purpose of the project, are accounted for under "Land-Right to use."

3.5 Intangible assets not ready for its intended use as on the date of balance-sheet are disclosed as "Intangible assets under development".

4. Depreciation and amortization

Depreciation is charged as per Electricity Act, 2003 on straight line method following the rates and methodology notified by the Central Electricity Regulatory Commission constituted under the Act except the followings:

i. IT equipment (Personal Computers and Laptops including Peripherals) are depreciated in a period of three years.

ii. Computer software is amortised on straight-line method over a period of legal right to use or 03 (three) years, whichever is less. The amortisation period and the amortisation method of intangible assets with a finite useful life is reviewed at each financial year and adjusted prospectively, wherever required.

iii. "Land-right to use" is fully amortized over the period of useful life of the project, from its "Date of commercial operation".

iv. Leasehold Lands are amortised over the period of lease or useful life of the project, whichever is lower, from its "Date of commercial operation". Leasehold Land, in case of administrative offices, are amortised over the lease period.

v. Where the cost of depreciable assets has undergone a change during the year due to increase/ decrease in long term liabilities on account of exchange fluctuation, price adjustment, settlement of arbitration/ court cases, changes in duties and similar factors, the unamortized balances of such assets is depreciated prospectively over the residual life of such asset at the rate and methodology notified by the CERC regulations.

vi. Cost of major repairing and overhauls are depreciated over their useful lives where it is probable that future economic benefits will be available.

vii. Spares parts procured along with the Plant & Machinery or subsequently which are capitalized and added in the carrying amount of such item are depreciated over the residual useful life of the related plant and machinery at the rates and methodology notified by CERC.

viii. Assets/ procured installed, whose individual cost is ₹5000/- or less but more than ₹750/- (hereinafter is called Assets of minor value) and assets (excluding immovable assets) whose written down value is ₹5000/- or less at the beginning of the year are full depreciated during the year leaving a nominal balance of ₹1/- only.

ix. Low value items, which are in the nature of the assets (excluding immovable assets) and value up to ₹750/- are not capitalized and charged off to revenue during the year.

x. Depreciation of an asset ceases at the earlier of the date that the asset is classified as held for sale (or included in a disposal group that is classified as asset held for sale) in accordance with Ind AS 105 and the date that the asset is derecognised.

xi. Depreciation of Corporate/ Administrative office assets and general assets of projects under construction are charged following the rates notified vide CERC tariff regulations.

5. Impairment of assets

5.1 At the end of each reporting period, the Company reviews the carrying amounts of its tangible assets to determine whether there is indication that those assets may suffer an impairment loss. If any such indication exists, the recoverable amount (i.e., higher of its fair value less cost to sell and the value-in-use) is determined on individual asset basis unless the asset does not generate cash flows that are largely independent of those from other assets. In such cases, the recoverable amount is determined for the cash generating unit (CGU) to which the asset belongs.

5.2 If the recoverable amount of an asset (or CGU) is estimated to be less than its carrying amount, the carrying amount of the asset (or CGU) is reduced to its recoverable amount and the difference between the carrying amount and recoverable amount is recognised as impairment loss in the statement of profit & loss.

5.3 Impairment losses recognised in prior periods are assessed at each reporting period date for any indications that the loss has decreased or no longer exits. An impairment loss is reversed if there has been a change in the estimated recoverable amount. An impairment loss is reversed only to the extent that the asset's carrying amount does not exceed the carrying amount that would have been determined, net of depreciation or amortisation, if no impairment loss has been recognised.

6. Regulatory deferral accounts

6.1 Expenses/income recognized in the Statement of Profit & Loss to the extent recoverable from or payable to the beneficiaries is subsequent period as per CERC tariff Regulations are recognized as "Regulatory Deferral Account Balances".

6.2 Regulatory deferral account balances are adjusted from the year in which the same become recoverable from or payable to the beneficiaries.

6.3 Regulatory Deferral Account Balances are evaluated at each Balance Sheet Date to ensure that the underlying activities meet the recognition criteria and it is probable that future economic benefits associated with such balances will flow to the entity. If it is no longer probable that future economic benefit associated with such balances will flow to the Company, such balances are de-recognized.

6.4 Regulatory deferral Account Balances are tested for impairment at each Balance sheet date.

7. Foreign Currency Transaction

7.1 Items included in the financial statements are measured using the currency of the primary economic environment in which the Company operates.

7.2 In preparing the financial statements transactions in currencies other than the entity's functional currency are recognized at the rates of exchange prevailing at the dates of the transactions. At the end of each reporting period, monetary items denominated in foreign currencies are translated at the rates prevailing at that date.

7.3 Exchange differences on foreign currency borrowings relating to Asset under Constructions for future productive use are included in the cost of those assets when they are regarded as an adjustment to interest cost on those foreign currency borrowings as per the requirements of Ind AS 23.

7.4 Exchange differences on monetary items are recognized in the statement of profit and loss/IEDC, as the case may be, in the period in which they arise.

7.5 Monetary assets and liabilities denominated in foreign currencies are translated at the functional currency spot rates of exchange at the reporting date. Exchange differences arising out on settlement or translation of monetary items are recognized in the profit or loss in the year in which it arises with the exception that exchange differences on long term monetary items related to acquisition of property, plant and equipment recognized up to 31-03-2016 are adjusted to the carrying cost of property, plant and equipment.

7.6 In accordance with the CERC tariff regulations, every generating company shall recover the foreign exchange rate variation on year-to-year basis as income or expense in the period in which it arises, i.e., the Company can recover the foreign exchange rate variation on actual basis when foreign currency loan is repaid after commercial operation date (COD).

8. Provisions, Contingent Liabilities and Contingent Assets

8.1 Provisions are recognized when there is a present obligation (legal or constructive) as a result of a past event and it is probable ("more likely than not") that it is required to settle the obligation, and a reliable estimate can be made of the amount of the obligation.

8.2 The amount recognized as a provision is the best estimate of the consideration required to settle the present obligation at the balance sheet date, taking into account the risks and uncertainties surrounding the obligation.

8.3 If the effect of the time value of money is material, provision is determined by discounting the expected future cash flow using a current pre-tax rate that reflects the risk specific to the liability. When discounting is used, the increase in the provision due to the passage of time is recognized as a finance cost.

8.4 Contingent liabilities are possible obligations that arise from past events and whose existence will only be confirmed by the occurrence or non-occurrence of one or more future events not wholly within the control of the Company. Contingent liabilities are not recognized but disclosed unless the possibilities of outflow of economic benefits are remote. Contingent liabilities are disclosed on the basis of judgment of management and are reviewed at each balance sheet date to reflect the current management estimate.

8.5 Contingent assets are possible assets that arise from past events and whose existence will only be confirmed by the occurrence or non-occurrence of one or more future events not wholly within the control of the Company. Contingent assets are disclosed in the financial statements when inflow of economic benefit is probable on the basis of judgment of management. These are reviewed at each balance sheet date and are adjusted to reflect the current management estimate. Contingent assets are disclosed in the financial statements when inflow of economic benefit is probable.

9. **Leases**

9.1 The determination of whether an arrangement is (or contains) a lease is based on the substance of the arrangement at the inception of the lease.

9.2 Leases are classified as finance leases whenever the terms of the lease transfers substantially all the risks and rewards incidental to the ownership of an asset to the lessee. Such finance leases are generally capitalised at the lease's inception at the fair value of the leased property which equals the transaction price. All other leases are classified as operating leases.

9.3 In compliance to MCA notification, the Company has adopted Ind AS 116 "Leases" with effect from 01.04.2019 and applied to all lease contracts existing on 1 April 2019 . Consequently, the Company recorded the lease liability at the present value of remaining lease payments discounted at the incremental borrowing rate applicable at the date of initial application and the right of use assets at its carrying amount, discounted at the Company's incremental borrowing rate at the date of initial application.

10. **Inventories**

10.1 Inventories mainly comprise of stores and spare parts to be used for operation and maintenance of Property, Plant and Equipment.

10.2 Inventories are valued at costs or net realizable value (NRV), whichever is lower. Cost includes cost of purchase, cost of conversion and other costs incurred in bringing the inventories to their present location and condition. Cost is determined using weighted average cost formula and NRV is the estimated selling price in the ordinary course of business less the estimated costs necessary to make the sale.

10.3 Value of scrap is adjusted in the account as & when sold/disposed-off and profit/loss, if any, is recognized in accounts in the year of sell/disposal.

11. **Trade receivable**

11.1 Trade receivables are amounts due from customers for goods sold or services performed in the ordinary course of business. If collection is expected to be made within a period of 12 months or less from the reporting date, they are classified as current assets otherwise as non-current assets. Trade receivables are measured at their transaction price.

11.2 As the entire sales are made to State Govt. utilities as well as power trading companies, the Company is not providing for allowance for expected credit loss.

11.3 Trade Receivable represents the Company's right to an amount of Consideration that is unconditional (i.e. only the passage of time is required before payment of the Consideration is due)

12. **Financial Instruments**

12.1 Financial assets and liabilities are recognized when the Company becomes a party to the contractual provisions of the instrument. Financial assets and liabilities are initially measured at fair value. Transaction cost that are directly attributable to the acquisition or issue of financial assets and financial liabilities (other than financial assets and financial liabilities at fair value through profit or loss) are added to or deducted from the fair value measured on initial recognition of financial asset or financial liabilities.

12.2 Other Financial Assets (Contract Assets)

Accounts Receivables is the right to consideration in exchange for goods or services, transferred to the Customer. If the Company performs by transferring the goods or services to a Customer before the Customer pays consideration or payment is due, Accounts Receivables (in the nature of Contract Asset) is recognised for the Earned Consideration that is conditional.

Financial assets comprises of investments in joint venture, advances to employees, trade receivables, cash and cash equivalents, claims recoverable, security deposits etc.

i. **Cash or Cash Equivalents:**

The Company considers all short term Bank deposits, which are readily convertible in to known amounts of cash that are subject to an insignificant risk of change in value and having original maturities of three months or less from the date of

purchase, to be cash equivalents. Cash and cash equivalents consists of balances with banks which are unrestricted for withdrawal and usage in the balance sheet, bank overdrafts are shown within borrowings in current liabilities.

ii. Financial assets at amortized cost:

Financial assets which are initially measured at cost are subsequently measured at amortized costs if these financial assets are held within a business model whose objective is to hold these assets in order to collect contractual cash flows and the contractual terms of the financial assets give rise on specified dates to cash flows that are solely payments of principal and interest on the principal amount outstanding.

iii. Financial assets at Fair value through Other Comprehensive Income (OCI)

Financial assets are measured at fair value through other comprehensive income if these financial assets are held within a business model whose objective is achieved by both collecting contractual cash flows and selling financial assets and contractual term of the financial assets give rise on specified days to cash flows that are solely payment of principals and the interest on principal amount outstanding.

iv. Financial assets at Fair value through Profit or loss

Financial assets are measured at fair value through profit or loss unless it is measured at amortized cost or at fair value through other comprehensive item on initial recognition. The transaction cost directly attributable to the acquisition of financial assets and liabilities at fair value through profit or loss are immediately recognized in the statement of profit or loss.

v. Derecognition of financial assets

The Company derecognizes a financial asset only when the contractual rights to the cash flows from the asset expire, or when it transfers the financial asset and substantially all the risks and rewards of ownership of the asset to another entity.

vi. Impairment of financial assets

At each reporting date, the Company assess whether the credit risk on a financial instrument has increased significantly since initial recognition

If, at the reporting date, the credit risk on a financial instrument has not increased significantly since initial recognition, the Company measures the loss allowance for that financial instrument at an amount equal to 12-month expected credit losses. If, the credit risk on that financial instrument has increased significantly since initial recognition, the Company measures the loss allowance for a financial instrument at an amount equal to the lifetime expected credit losses.

The amount of expected credit losses (or reversal) that is required to adjust the loss allowance at the reporting date is recognized as an impairment gain or loss in the statement of profit and loss.

12.3 Financial liabilities

Financial liabilities of the Company are contractual obligation to deliver cash or another financial asset to another entity or to exchange financial assets or financial liabilities with another entity under conditions that are potentially unfavourable to the Company. The Company's financial liabilities includes loan & borrowings, trade and other payable etc.

i. The financial liabilities are initially measured at fair value, net of transaction costs, and are subsequently measured at amortised cost, using the effective interest rate method.

ii. De-recognition of financial liability

The Company derecognizes financial liabilities when, and only when, the Company's obligations are discharged, cancelled or they expire.

13. Borrowing cost

13.1 Borrowing costs consist of interest and other costs that the Company incurs in connection with the borrowing of funds. Borrowing costs that are directly attributable to the acquisition, construction/ development or erection of qualifying assets are capitalised to the cost of those assets, until such time substantially all the activities necessary to prepare the qualifying assets for their intended use are completed.

13.2 Investment income earned on the temporary investment of specific borrowings pending their expenditure on related qualifying assets is deducted from the borrowing costs eligible for capitalization.

13.3 All other borrowing costs are recognized in the statement of profit and loss in the period in which they are incurred. Borrowing cost includes exchange differences on foreign currency borrowings are adjusted to interest cost.

13.4 Prepayment charges on repayment of loan in full will be charged off to the IEDC / Profit & Loss account, as applicable, in the year of repayment itself.

14. Government grants

14.1 Government grants are recognized when there is reasonable assurance that the Company will comply with the conditions attaching to them and that the grants has actually been received.

14.2 The benefits of a government loan at a below market rate of interest is also treated as Government Grant. The loan is initially recognised and measured at fair value and the government grant is measured as the difference between the initially recognized amount of the loan and the fair value of the loan based on prevailing market interest rates.

14.3 Government grants are recognised in the statement of profit and loss on a systematic basis over the periods in which the Company recognises as expenses the related costs for which the grants are intended to compensate. Government grants whose primary condition is that the Company should purchase, construct or otherwise acquire non-current assets are recognized in the balance sheet by setting up the grant as deferred income.

14.4 Other government grants (grants related to income) are recognized as income over the periods necessary to match them with the costs for which they are intended to compensate, on a systematic basis. Grants related to income are presented under other income in the statement of profit and loss.

15. Employee Benefits

15.1 Employee benefits consist of provident fund, pension, gratuity, post-retirement medical benefit (PRMB), leave benefits and other terminal benefits.

15.2 Company's contribution paid/payable during the year to Employees Defined Contribution Superannuation Scheme for providing Pension benefit, Provident Fund and Gratuity are accounted for and paid to respective funds which are administered through separate trusts. The Company's liability is actuarially determined for Gratuity, Leave encashment and PMRB at the Balance Sheet date and any further accretion during the year for Gratuity is provided for and that for Leave encashment and PMRB are charged to IEDC or profit & loss, as the case may be.

15.3 When the benefit of a plan are improved, the portion of the increased benefit relating to past service by employees is recognized in profit or loss on a straight line basis over the average period until the benefits become vested. To the extent that the benefits vest immediately, the expenses is recognized immediately in statement of profit and loss.

15.4 Short term employee benefit obligations are measured on an undiscounted basis and are expensed as the related service is provided. A liability is recognized for the amount expected to be paid under performance related pay if the company has a present legal or constructive obligation to pay this amount as a result of past service provided by the employee and the obligation can be estimated reliably.

15.5 The expenses incurred on terminal benefits in the form of ex-gratia payments are charged to IEDC or profit & loss, as the case may be in the year of incurrence of such expenses.

16. Income Taxes

Tax expense represents the sum of current tax and deferred tax.

16.1 Current income tax

The tax currently payable is based on taxable profit for the year. Taxable profit differs from 'profit before tax' as reported in the statement of profit and loss because of items of income or expense that are taxable or deductible in other years and items that are never taxable or deductible. The current income tax charge is calculated by using tax rates that have been enacted or substantively enacted by the end of the reporting period.

16.2 Deferred tax

Deferred tax assets and liabilities are measured at the tax rates that are expected to apply to the period when the asset is realized or the liability is settled, based on tax rates and tax laws that have been enacted or substantively

enacted by the end of the reporting period. Tax relating to items recognized directly in other comprehensive income forms part of the statement of comprehensive income.

Deferred tax is provided, using the balance sheet method, on all temporary differences at the reporting date between the tax bases of assets and liabilities and their carrying amounts for financial reporting purposes.

The carrying amount of deferred tax assets is reviewed at each reporting date and reduced to the extent that it is no longer probable that sufficient taxable profits will be available to allow all or part of the asset to be recovered

Deferred Tax Assets include Minimum Alternate Tax (MAT) paid in accordance with the tax laws in India, which likely to give future economic benefits in the form of set off against future income tax liability. MAT is recognized as deferred tax asset in the balance sheet when the asset can be measured reliably and it is probable that the future economic benefit associated with the asset will be realized.

Deferred tax assets and liabilities are offset when there is a legally enforceable right to set off current tax assets against current tax liabilities and when they relate to income taxes levied by the same taxation authority and the Company intends to settle its current tax assets and liabilities on a net basis.

17. Revenue

Revenue is recognized to the extent that it is probable that the economic benefits will flow to the Company and the revenue can be reliably measured, regardless of when the payment is being made. Revenue is measured at the fair value of the consideration received or receivable. Revenues are reduced for rebates and other similar allowances.

17.1 Revenue from Operations

a) Revenue from Sale of Power

i. Revenue is recognised on transfer of control over the products or services to a Customer, based on the consideration that is specified in a contract with a customer or is expected to be received in exchange for the products or services and excludes amounts collected on behalf of third parties.

ii. Sale of Power is accounted for based on tariff approved by the Central Electricity Regulatory Commission (CERC). In case of power stations where final tariff is yet to be approved by CERC, the sale of energy is provided for on the basis of provisional rate considering the Annual Fixed Cost submitted before the CERC through Tariff Petition as per the principles enunciated in the Central Electricity Regulatory Commission (Terms & Conditions of Tariff) Regulations 2019. For projects for which neither CERC approved tariff is available nor petition pending with the CERC, sale of energy is accounted for on the basis of tariff as agreed by the beneficiaries. Revenue from sale of power includes sales delivered to customers but not yet billed, commonly referred to as "Unbilled revenue".

iii. The incentives/ disincentives are recognized based on norms notified by the Central Electricity Regulatory Commission.

iv. Deferred tax liabilities till March, 2009, whenever materializes and recoverable from the beneficiaries as per the CERC tariff regulations, are accounted for on year to year basis

v. Exchange difference on account of translation of foreign currency borrowings recognized upto 31st March 2016, to the extent recoverable from or payable to the beneficiaries in subsequent periods as per the CERC Tariff Regulatons are accounted as "Deferred foreign currency fluctuation asset" with corresponding credit to "Deferred income from foreign currency fluctuation". Deferred income from foreign currency fluctuation account is amortized in the proportion in which depreciation is charged on such exchange differences and same is adjusted against depreciation expense.

vi. Rebate allowed to beneficiaries for timely payments are netted off with the the revenue from operation on account of Sale of energy

b) Revenue from DSM, RRAS and NERLDC Fees

Revenue from DSM is recognised based on the weekly Accounts issued by the North Eastern Regional Power Committee (NERPC) which is governed by the Central Electricity Regulatory Commission (Deviation Settlement Mechanism) Regulations 2014 and amendments thereto.

नार्थ ईस्टर्न इलेक्ट्रिक पावर कॉर्पोरेशन नई दिल्ली NEEPCO New Delhi North Eastern Electric Power Corporation

ii. Revenue from RRAS is recognised based on the weekly Accounts issued by the North Eastern Regional Power Committee (NERPC) which is governed by the Central Electricity Regulatory Commission (Ancillary Services Operations) Regulations 2015 and amendments thereto.

iii. NERLDC Fees and charges are recognised as revenue as claimed on Beneficairies for reimbursement, governed by CERC (Terms & Conditions of Tariff) Regulations 2019 and amendments thereto.

17.2 Other Income

i. Dividend income from investments are recognized when the right to receive the dividend is established.

ii. Interest income from a financial asset is recognized when it is probable that the economic benefits will flow to the Company and the amount of income can be measured reliably. Interest income is accrued on time basis, by reference to the principal outstanding and at the effective interest rate applicable, which is the rate that exactly discounts estimated future cash receipts through the expected life of the financial asset to that asset's net carrying amount on initial recognition.

iii. Insurance claims for loss of profit are accounted for in the year of acceptance. Other insurance claims are accounted for based on certainty of realisation.

iv. Interest/ Surcharge on late payment/ overdue trade receivables for sale of energy is recognized when no significant uncertainty as to measurability or collectability exists.

18. Material prior period error

Material prior period errors are corrected retrospectively by restating the comparative amounts for the prior periods presented in which the error occurred. If the error occurred before the earliest period presented, the opening balances of assets, liabilities and equity for the earliest period presented, are restated.

19. Earnings Per Share

19.1 Basic earnings per share is computed by dividing the net profit for the period attributable to the equity shareholders of the Company by the weighted average number of equity shares outstanding during the period. The weighted average number of equity shares outstanding during the period and for all periods presented is adjusted for events, if any, other than the conversion of potential equity shares, if any that have changed the number of equity shares outstanding, without a corresponding change in resources.

19.2 For the purpose of calculating diluted earnings per share, the net profit for the period attributable to equity shareholders and the weighted average number of shares outstanding during the period is adjusted for the effects of all dilutive potential equity shares.

20. Miscellaneous

20.1 Each material class of similar items is presented separately in the financial statements. Items of a dissimilar nature or function are presented separately unless they are immaterial.

20.2 Liabilities for pending Capital works executed but not certified are not provided for, pending acceptance by the Company.

20.3 Physical verification of Fixed Assets and Inventories are undertaken by the management once in a year. The discrepancies noticed, if any, are accounted for in the year in which such differences are found.

Critical accounting judgements and key sources of estimation uncertainity

In the application of the Company's accounting policies, which are described in Note-B, the management of the Company is required to make judgements, estimates and assumptions about the carrying amounts of assets and liabilities that are not readily apparent from other sources. The estimates and associated assumptions are based on historical experience and other factors that are considered to be relevant. Actual results may differ from these estimates.

The estimates and underlying assumptions are reviewed on an ongoing basis. Revisions to accounting estimates are recognized in the period in which the estimate is revised.

Critical judgements in applying accounting policies

The following are the critical judgements, apart from those involving estimations (see point ii below), that the management have made in the process of applying the Company's accounting policies and that have the most significant effect on the amounts recognized in the financial statements

i. **Financial assets at amortized cost**

The management has reviewed the Company's financial assets at amortized cost in the light of its business model and have confirmed the Company's positive intention and ability to hold these financial assets to collect contractual cash flows.

ii. **Key sources of estimation uncertainty**

The following are the key assumptions concerning the future, and other key sources of estimation of uncertainty at the end of the reporting period that may have a significant risk of causing a material adjustment to the carrying amounts of assets and liabilities within the next financial year

a. **Impairment of investments**

The Company reviews its carrying value of investments carried at amortized cost annually, or more frequently when there is indication for impairment. If the recoverable amount is less than its carrying amount, the impairment loss is accounted for.

b. **Provisions**

Provisions (excluding retirement benefits, leave encashment and Gold Coin) are not discounted to its present value and are determined based on best estimate required to settle the obligation at the balance sheet date. These are reviewed at each balance sheet date adjusted to reflect the current best estimates.

c. **Assets held for sale**

Significant judgement is required to apply the accounting of non-current assets held for sale under Ind AS 105- 'Noncurrent assets held for sale and discontinued operations'. In assessing the applicability, management has exercised judgement to evaluate the availability of the asset for immediate sale, management's commitment for the sale and probability of sale within one year to conclude if their carrying amount will be recovered principally through a sale transaction rather than through continuing use.

d. **Contingent liabilities**

Contingent liabilities arising from past events, the existence of which would be confirmed only on occurrence or non-occurrence of one or more future uncertain events, not wholly within the control of the Company or contingent liabilities where there is a present obligations but it is not probable that economic benefits would be required to settle the obligations are disclosed in the financial statements unless the possibility of any outflow in settlement is remote

e. **Fair value measurements and valuation processes**

For financial reporting purposes, fair value measurements are categorized into Level 1, 2 or 3 based on the degree to which the inputs to the fair value measurements are observable and the significance of the inputs to the fair value measurement in its entirety, which are described as follows:

- Level 1 inputs are quoted prices (unadjusted) in active markets for identical assets or liabilities that the Company can access at the measurement date;
- Level 2 inputs are other than quoted prices included within Level 1, that are observable for the asset or liability, either directly or indirectly; and
- Level 3 inputs are unobservable inputs for the asset or liability.

Note no. 2: Property, Plant and Equipment

(₹ in lakhs)

Particulars	As at 31st March, 2021	As at 31st March, 2020	As at 1st April, 2019
Freehold Land	2600.25	2600.25	2600.25
Right to Use (Leasehold Land)	5818.81	6019.26	6208.16
Buildings - Freehold			
Main Plant	114407.82	69257.11	70911.33
Others	15453.16	15459.80	14947.57
Right to Use	40.77	29.53	
Plant & Equipments	1199089.73	503962.30	519251.70
Furniture & Fixture	603.81	627.68	654.85
Vehicles			
Owned	239.09	268.58	256.93
Right to use	685.53	905.14	
Office Equipment	2289.27	2161.31	1957.37
Others :::			
Electrical Equipment	630.78	643.44	586.14
Road , Bridges, Culvert, Helipad	4051.77	3830.45	3397.78
Tools & Plants	3863.58	3985.19	2641.59
Misc . Equipment	32.88	28.53	27.85
Total	1349807.25	609778.57	623441.52

As at 31st March 2021

(₹ in lakhs)

Particulars	Land	Buildings	Plant & equipments	Furni-ture & Fixture	Vehicle	Office Equip-ment	Electrical equip-ments	Road, Bridges, Culvert, Helipad	Tools & Plants	Misc Equip-ment	Right to Use (Lease-hold Land)	Total
Gross Block as at April 1, 2020	2600.25	121758.47	842653.74	1797.55	2131.80	6862.09	1727.90	6128.72	7610.34	187.62	8807.13	1002265.61
Additions	-	49997.86	753564.11	43.32	376.45	596.94	49.01	397.44	163.51	11.28	-	805199.92
Disposals/Adjustment	-	(87.53)	(340.84)	(65.24)	(291.32)	(480.28)	(27.35)	-	(146.16)	(6.73)	-	(1445.45)
Reclassified as held for sale	-	-	-	-	-	-	-	-	-	-	-	-
Gross Block as at March 31, 2021	**2600.25**	**171668.80**	**1595877.01**	**1775.63**	**2216.93**	**6978.75**	**1749.56**	**6526.16**	**7627.69**	**192.17**	**8807.13**	1806020.08
Impairment as at April 1, 2020	-	-	-	-	-	-	-	-	-	-	-	-
Other re-classifications	-	-	-	-	-	-	-	-	-	-	-	-
Impairment as at March 31, 2021	-	-	-	-	-	-	-	-	-	-	-	-
Accumulated Depreciation as at April 1, 2020	-	37012.03	338691.44	1169.87	958.08	4700.78	1084.46	2298.27	3625.15	159.09	2787.87	392487.04
Charge for the period	-	4860.16	58894.95	61.60	622.16	357.64	51.17	176.12	250.44	7.41	200.45	65482.10
Disposals	-	(105.14)	(799.11)	(59.65)	(287.93)	(368.94)	(16.85)	-	(111.48)	(7.21)	-	(1756.31)
Other re-classifications	-	-	-	-	-	-	-	-	-	-	-	-
Accumulated depreciation as at March 31, 2021	-	**41767.05**	**396787.28**	**1171.82**	**1292.31**	**4689.48**	**1118.78**	**2474.39**	**3764.11**	**159.29**	**2988.32**	456212.83
Total accumulated depreciation and impairment as at March 31, 2021	-	**41767.05**	**396787.28**	**1171.82**	**1292.31**	**4689.48**	**1118.78**	**2474.39**	**3764.11**	**159.29**	**2988.32**	456212.83
Net block as at March 31, 2021	**2600.25**	**129901.75**	**1199089.73**	**603.81**	**924.62**	**2289.27**	**630.78**	**4051.77**	**3863.58**	**32.88**	**5818.81**	**1349807.25**

As at 31st March 2020

(₹ in lakhs)

Particulars	Land	Buildings	Plant & equipments	Furniture & Fixture	Vehicle	Office Equipment	Electrical equipments	Road, Bridges, Culvert, Helipad	Tools & Plants	Misc Equipment	Right to Use (Leasehold Land)	Total
Gross Block as at April 1, 2019	2600.25	119994.07	838495.51	1762.85	677.30	6467.57	1662.44	5640.34	6224.92	180.70	6208.16	989914.11
Additions	-	2662.95	24661.20	44.11	1463.50	517.21	116.34	644.03	1635.10	9.97	81.28	31835.69
Disposals/Adjustment	-	(898.55)	(20502.97)	(9.41)	(9.00)	(122.69)	(50.88)	(155.65)	(249.68)	(3.05)	2517.69	(19484.19)
Reclassified as held for sale	-	-	-	-	-	-	-	-	-	-	-	-
Gross Block as at March 31, 2020	**2600.25**	**121758.47**	**842653.74**	**1797.55**	**2131.80**	**6862.09**	**1727.90**	**6128.72**	**7610.34**	**187.62**	**8807.13**	1002265.61
Impairment as at April 1, 2019	-	-	-	-	-	-	-	-	-	-	-	-
Other re-classifications												
Impairment as at March 31, 2020	-	-	-	-	-	-	-	-	-	-	-	-
Accumulated Depreciation as at April 1, 2019	-	34135.17	319243.81	1108.00	420.37	4510.20	1076.30	2242.56	3583.33	152.85	-	366472.59
Charge for the period	-	3533.00	29940.63	62.99	545.81	306.76	50.24	159.02	204.50	8.94	270.17	35082.06
Disposals	-	(656.14)	(10493.00)	(1.12)	(8.10)	(116.18)	(42.08)	(103.31)	(162.68)	(2.70)	2517.70	(9067.61)
Other re-classifications		-	-	-	-	-	-	-	-	-	-	-
Accumulated depreciation as at March 31, 2020	-	**37012.03**	**338691.44**	**1169.87**	**958.08**	**4700.78**	**1084.46**	**2298.27**	**3625.15**	**159.09**	**2787.87**	392487.04
Total accumulated depreciation and impairment as at March 31, 2020	-	**37012.03**	**338691.44**	**1169.87**	**958.08**	**4700.78**	**1084.46**	**2298.27**	**3625.15**	**159.09**	**2787.87**	392487.04
Net block as at March 31, 2020	**2600.25**	**84746.44**	**503962.30**	**627.68**	**1173.72**	**2161.31**	**643.44**	**3830.45**	**3985.19**	**28.53**	**6019.26**	**609778.57**

As at April 01, 2019

(₹ in lakhs)

Particulars	Free-hold Land	Buildings	Plant & equipments	Furniture & Fixture	Vehicle	Office Equipment	Electrical equipments	Road, Bridges, Culvert, Helipad	Tools & Plants	Misc Equipment	Right to Use (Leasehold Land)	Total
Gross Block as at April 1, 2018	2566.88	118203.92	527539.68	1697.46	677.31	6155.50	1626.63	6329.43	6135.75	182.02	6417.05	677531.63
Additions	33.37	1792.36	311552.11	69.96	-	373.88	35.81	406.21	91.78	13.48	-	314368.96
Disposals/Adjustment	-	(2.21)	(596.28)	(4.57)	(0.01)	(61.81)	-	(1095.30)	(2.61)	(14.80)	(208.89)	(1986.48)
Reclassified as held for sale	-	-	-	-	-	-	-	-	-	-	-	-
Gross Block as at March 31, 2019	**2600.25**	**119994.07**	**838495.51**	**1762.85**	**677.30**	**6467.57**	**1662.44**	**5640.34**	**6224.92**	**180.70**	**6208.16**	**989914.11**
Impairment as at April 1, 2018	-	-	-	-	-	-	-	-	-	-	-	-
Other re-classifications												
Impairment as at March 31, 2019	-	-	-	-	-	-	-	-	-	-	-	-
Accumulated Depreciation as at April 1, 2018	-	33332.48	284818.70	1046.17	383.91	4268.62	1029.95	2293.13	3398.20	150.62	-	330721.78
Charge for the period	-	802.81	34743.25	66.08	36.46	311.72	46.37	163.70	187.06	3.26	-	36360.71
Disposals	-	(0.12)	(318.14)	(4.25)	-	(70.14)	(0.02)	(214.27)	(1.93)	(1.03)	-	(609.90)
Other re-classifications		-	-	-	-	-	-	-	-	-	-	-
Accumulated depreciation as at March 31, 2019	-	**34135.17**	**319243.81**	**1108.00**	**420.37**	**4510.20**	**1076.30**	**2242.56**	**3583.33**	**152.85**	-	**366472.59**
Total accumulated depreciation and impairment as at March 31, 2019	-	**34135.17**	**319243.81**	**1108.00**	**420.37**	**4510.20**	**1076.30**	**2242.56**	**3583.33**	**152.85**	-	**366472.59**
Net block as at March 31, 2019	**2600.25**	**85858.90**	**519251.70**	**654.85**	**256.93**	**1957.37**	**586.14**	**3397.78**	**2641.59**	**27.85**	**6208.16**	**623441.52**

NEEPCO New Delhi North Eastern Electric Power Corporation

i. Property, plant and equipment (including Capital work-in-progress) has been tested for impairment where indicators of impairment existed. Based on the assessment, the Company do not recognise any impairment charge during the previous year and also during the year ended March 31, 2021.

ii. Present and future immovable properties of Construction and O&M projects are mortgaged for raising Secured, Redeemable Non-Convertible Bonds Eleventh to Twenty second issue valuing ₹524700.00 lakhs having Charge ID with ROC are 100394348 for ₹50000.00 Lakhs, 100334035 for ₹15000.00 Lakhs, 100239598 for ₹30000.00 Lakhs, 100179561 for ₹ 30000.00 Lakhs, 100151868 for ₹50000.00 Lakhs, 10603635 for ₹90000.00 lakhs, 10555356 for ₹48000.00 lakhs, 10534076 for ₹200000.00 lakhs, 10466275 for ₹2900.00 lakhs, 10411581 for ₹4800.00 lakhs, 10411580 for ₹4000.00 lakhs. Secured Medium & Long Term Loan amounting to ₹130000.00 lakhs. External Commercial Borrowing raised from SBI, Singapore for construction projects is secured by Hypothecation of all movable & immovable assets (including plant, machinery) created/ to be created in respect of Tripura Gas Based Power Plant, Agartala and Agartala Gas Turbine Projects--Extension, Agartala. Foreign currency Loan received from KfW, Germany for construction of Pare Hydro Electric Project at Arunachal Pradesh is guranteed by Govt. of India.

iii. The conveyancing of the title to 33.19 Acre of freehold land at Guwahati valued ₹4.41 crore purchased by NEEPCO Ltd. from Assam Tea Corporation Ltd is awaiting completion of mutation process, for which application already submitted to concerned department of the Govt. of Assam. In addition, land measuring 183.19 hectare acquired for Kopili Stage II valued ₹4.52 crore in under litigation due to the claim lodged by the 303 land owners with respect to enhancement of land compensation and the matter is pending before the Special Judge (Judicial), West Jaintia Hills, Meghalaya.

iv. The loss due to mishap occurred in Kopili HEP (200 MW) on 7th October 2019 has been reassessed during the year and amount stands at ₹10366.72 lakhs (Net block). Of the said amount ₹10120.81 lakhs was accounted for as on 31.03.2020 & the balance has been recognised in the current financial year.

v. Interest and finance charge, related to construction projects, amounting to ₹14835.19 lakhs (previous year ₹45149.26 lakhs) has been transferred to IEDC (Ref. Note No-34 B). The foreign exchange borrowings are un-hedged.

vi. Exchange differences capitalized are disclosed in the 'Addition' column of Capital work-in-progress (CWIP) and allocated to various heads of CWIP in the year of capitalisation through 'Deductions/Adjustments' column of CWIP. Exchange differences in respect of assets already capitalised are disclosed in the 'Deductions/Adjustments' column of Property, plant and equipment. Asset-wise details of exchange differences and borrowing costs included in the cost of major heads of CWIP and property, plant and equipment through 'Addition' or 'Deductions/ Adjustments' column are given below:

(₹ in lakhs)

Particulars	For the year ended 31st March 2021		For the year ended 31st March 2020	
	Exchange Difference included in PPE/CWIP	Borrowing costs included in PPE/CWIP	Exchange Difference included in PPE/CWIP	Borrowing costs included in PPE/CWIP
Main Plant Building	23.82	922.97	906.18	-
Hydraulic works, reservoir, dam, tunnel	945.58	10908.40	783.84	-
Plant & Equipment	(202.74)	3001.89	3965.64	-
Others including pending allocation	-	1.92	-	45149.26
Total	**766.66**	**14835.18**	**5655.66**	**45149.26**

vii. The net carrying amount of plant and machinery comprises of:

₹ In lakhs

Particulars	As at 31st March 2021	As at 31st March 2020	As at 31st March 2019
Assets held under Finance Leases			
Cost	-	-	-
Accumulated depreciation and impairment losses	-	-	-
Net carrying amount	-	-	-
Owned assets	1349080.95	608843.90	623441.52
Net carrying amount	**1349080.95**	**608843.90**	**623441.52**

The net carrying amount of PPE (Owned assets) above does not include Assets under "Right to use (Building and vehicles)" recognized in books as per Ind AS 116 amounting to ₹726.30 lakh (previous year ₹934.67 lakh).

viii. Deduction/adjustments from gross block and Depreciation for the year includes

₹ In lakhs

Particulars	Gross Block for the year ended		Depreciation for the year ended	
	31st March 2021	31st March 2020	31st March 2021	31st March 2020
Disposal of assets	(88.92)	(120.98)	(77.93)	(110.89)
Retirement of assets	(1705.06)	(21888.58)	(1267.82)	(11482.09)
Cost adjustments including exchange difference	766.66	-	-	-
Assets capitalised with retrospective effect/ Write back of excess capitalisation	(2.67)	-	-	-
Others	(415.46)	2525.37	(410.56)	2525.37
Total	**(1445.45)**	**(19484.19)**	**(1756.31)**	**(9067.61)**

Note No. 3: Details of CWIP

(₹ in lakhs)

Particulars	As at 1st April 2020	Additions during the year	Adjustments during the year	Capitalised during the year	As at 31st March 2021	As at 31st March 2020	As at 1st April 2019
Building	548.52	388.17	(12.92)	370.35	553.42	548.52	939.32
Roads, Bridges, Culverts & Helipads	22055.91	251.57	(21894.27)	213.36	199.85	22055.91	21687.22
Electrical installation	1.09	-	(0.07)	1.02	-	1.09	130.43
Water Supply, Sewerage & Drainage	53.78	132.88	(9.79)	44.87	132.00	53.78	69.86
Hydraulic works incldg Dams, Dykes etc.	251931.09	7001.95	327847.75	584128.06	2652.73	251931.09	247685.77
Other Civil works	85.86	22.43	-	-	108.29	85.86	21.42
Power house	21209.72	562.68	27452.18	49108.32	116.26	21209.72	20429.05
Switchyard including cable connection	9685.24	150.32	12220.84	22017.69	38.71	9685.24	9436.72
Environment & Ecology	13083.93	33.00	(13091.60)	-	25.33	13083.93	12964.25
Transmission Lines	6.00	-	-	3.23	2.77	-	-
Transformer having a rating of 100KV ampere and above	10903.82	245.90	14493.55	25401.35	241.92	10903.82	10799.93
Survey & Investigation	3850.42	28.69	79.75	-	3958.86	3850.42	3767.4
Communication equipment	-	0.99	-	-	0.99	-	2.48
Plant & Machinery in Generating station	47451.58	5831.10	63156.93	115242.48	1197.13	47457.58	44805.87
Gas Booster Station	-	2482.83	-	-	2482.83	-	77.8
EDP & WP Machine	-	17.04	(9.15)	4.09	3.80	-	-
Incidental Expenditure during Construction	398736.66	25380.59	(412824.76)	-	11292.49	398736.66	339056.56
	779603.62	**42530.14**	**(2591.56)**	**796534.82**	**23007.38**	**779603.62**	**711874.08**
Less: Provision for write off	6044.53	79.76	-	-	6124.29	6044.53	5376.08
Construction Store (net of provisions)	482.95	267.36	(687.20)	49.60	13.51	482.95	925.18
TOTAL	**774042.04**	**42717.74**	**(3278.76)**	**796584.42**	**16896.60**	**774042.04**	**707423.18**

Note No. 4: Intangible Assets Under Development

(₹ In lakhs)

As at 31.03.2021

Particulars	As at 1st April 2020	Additions during the year	Adjustments during the year	Capitalised during the year	As at 31st March 2021	As at 31st March 2020	As at 1st April 2019
Upfront Premium including Processing fee	10082.50	-	-	-	10082.50	10082.50	10082.50
Software	418.94	244.42	-	95.95	567.41	418.94	-
	10501.44	**244.42**	-	**95.95**	**10649.91**	**10501.44**	**10082.50**
Less : Provision for write off	10000.00				10000.00	10000.00	10000.00
Total	**501.44**	**244.42**	**0.00**	**95.95**	**649.91**	**501.44**	**82.50**

As at 31.03.2020

Particulars	As at 1st April 2019	Additions during the year	Adjustments during the year	Capitalised during the year	As at 31st March 2020	As at 31st March 2019
Upfront Premium including Processing fee	10082.50	-	-	-	10082.50	10082.50
Software	-	418.94	-	-	418.94	-
	10082.50	**418.94**	-	-	**10501.44**	**10082.50**
Less : Provision for write off	10000.00	-	-	-	10000.00	10000.00
Total	**82.50**	**418.94**	-	-	**501.44**	**82.50**

Note No. 4A: Intangible Assets

(₹ in lakhs)

Particulars	As at 31st March 2021	As at 31st March 2020	As at 1st April 2019
Carrying amounts of :			
Software	712.48	684.95	30.20
Right to use (Forest Land)	8,129.91	7,914.68	9,746.28
Total	**8,842.39**	**8,599.63**	**9,776.48**

STANDALONE FINANCIAL STATEMENTS

As at 31st March 2021 (₹ in lakhs)

Particulars	Software	Right to use (Forest Land)	Total
Gross Block as at April 1, 2020	952.55	8,079.19	9,031.74
Additions	273.97	307.68	581.65
Adjustment for the period	-	-	-
Gross Block as at March 31, 2021	**1,226.52**	**8,386.87**	**9,613.39**
Accumulated Impairment as at April 1, 2020			
Charge for the period			
Accumulated Impairment as at March 31, 2021			
Accumulated amortisation as at April 1, 2020	267.60	164.51	432.11
Charge for the period	246.44	92.45	338.89
Adjustment for the period	-	-	-
Accumulated amortisation as at March 31, 2021	**514.04**	**256.96**	**771.00**
Total accumulated amortisation and impairment as at March 31, 2021	**514.04**	**256.96**	**771.00**
Net block as at March 31, 2021	**712.48**	**8,129.91**	**8,842.39**

As at 31st March 2020 (₹ in lakhs)

Particulars	Software	Right to use (Forest Land)	Total
Gross Block as at April 1, 2019	247.93	9,836.06	10,083.99
Additions	712.28	-	712.28
Adjustment for the period	(7.66)	(1,756.87)	(1,764.53)
Gross Block as at March 31, 2020	**952.55**	**8,079.19**	**9,031.74**
Accumulated Impairment as at April 1, 2019			
Charge for the period			
Accumulated Impairment as at March 31, 2020			
Accumulated amortisation as at April 1, 2019	217.73	89.78	307.51
Charge for the period	57.53	74.73	132.26
Adjustment for the period	(7.66)	-	(7.66)
Accumulated amortisation as at March 31, 2020	**267.60**	**164.51**	**432.11**
Total accumulated amortisation and impairment as at March 31, 2020	**267.60**	**164.51**	**432.11**
Net block as at March 31, 2020	**684.95**	**7,914.68**	**8,599.63**

As at April 01, 2019 (₹ in lakhs)

Particulars	Software	Right to use (Forest Land)	Total
Gross Block as at April 1, 2018	237.42	6,420.98	6,658.40
Additions	10.51	3,415.08	3,425.59
Gross Block as at March 31, 2019	**247.93**	**9,836.06**	**10,083.99**
Accumulated Impairment as at April 1, 2018			
Charge for the period			
Accumulated Impairment as at March 31, 2019			
Accumulated amortisation as at April 1, 2018	184.41	-	184.41
Charge for the period	33.32	89.78	123.10
Accumulated amortisation as at March 31, 2019	**217.73**	**89.78**	**307.51**
Total accumulated amortisation and impairment as at March 31, 2019	**217.73**	**89.78**	**307.51**
Net block as at March 31, 2019	**30.20**	**9,746.28**	**9,776.48**

i) Compensation paid for forest land in possession/use (5967.24 Hectres) for setting up of projects (Kameng Hydro Electric Project, Pare Hydro Electric Project and Tuirial Hydro Electric Project) are treated as "Right to use".

ii) Expenses incurred on maintenance of software system payable annually are charged to revenue.

Note No. 5: Investment in subsidiary and Joint Venture companies

(₹ in lakhs)

Particular	As at 31st March,2021		As at 31st March,2020		As at 1st April 2019	
	Quantity	Amount	Quantity	Amount	Quantity	Amount
Quoted Investments						
TOTAL AGGREGATE QUOTED INVESTMENTS (A)						
Unquoted Investments (all fully paid)						
Investments in Equity Instruments						
- of joint ventures - jointly controlled entities						
- KSK Dibbin Hydro Power (Equity Share Fully Paid up)	27930000	2793.00	27930000	2793.00	27930000	2793.00
TOTAL AGGREGATE UNQUOTED INVESTMENTS (B)	27930000	2793.00	27930000	2793.00	27930000	2793.00
Other Investment	-	-	-	-	-	-
TOTAL other investment (C)	-	-	-	-	-	-
TOTAL INVESTMENTS (A) + (B)+ (C)	27930000	2793.00	27930000	2793.00	27930000	2793.00
Less : Aggregate amount of impairment in value of investments	-	2793.00	-	-	-	-
- of joint ventures - jointly controlled entities						
TOTAL IMPAIRMENT VALUE (D)						
TOTAL INVESTMENTS CARRYING VALUE (A) + (B) + (C) - (D)	-	-	-	2793.00	-	2793.00

INVESTMENT IN JOINT VENTURES

(i) The carrying amount and market value of unquoted investments is as follows:

Name of the Companies	Proportion of Ownership interest as at		
	31.03.2021	31.03.2020	01.04.2019
KSK Dibbin Hydro Power	30%	30%	30%

(₹ in lakhs)

Particular	As at 31st March, 2021	As at 31st March, 2020	As at 1st April 2019
(a) Unquoted			
Aggregate carrying amount of unquoted investments	-	2,793.00	2,793.00
Total carrying amount	-	2,793.00	2,793.00

(i) The cost of unquoted investments approximate the fair value because there is a wide range possible fair value measurements and the cost represents estimate of fair value within that range.

(ii) **Investment in KSK Dibbin Hydro Power:** Joint venture between KSK Energy Ventures and NEEPCO Ltd for setting up of a hydro power plant at Arunachal Pradesh.

NEEPCO is under the process of exploring various scopes & opportunities for ensuring viability of M/s KSK Dibbin hydro Power Pvt Ltd, the Joint Venture Company, including engagement of legal expert to protect the Corporation's (NEEPCO's) interest for the investment made. However, considering commercial non viability of the project in its present form as observed by inter-diciplinary committee of the Company, provision of equivalent amount has been made for the said investment.

STANDALONE FINANCIAL STATEMENTS

Note No. 6: Loans

(₹ in lakhs)

Particulars	As at 31st March 2021	As at 31st March 2020	As at 1st April 2019
Loans and Advances to employees			
- Secured, considered good	-	-	-
- Unsecured, considered good	28.30	58.69	95.93
- Doubtful	-	-	-
Less : Allowance for bad and doubtful advances	-	-	-
TOTAL	**28.30**	**58.69**	**95.93**

(i) Loan & Advances to employees includes Interest bearing Computer Advance and interest free Furniture Advance and Multipurpose Advance. Computer advance & Furniture advance are recovered from employees in 60 equal instalments whereas Multipurpose Advance is recovered in 12 installment.

(ii) There are no outstanding debts from directors or other officers of the Company.

(iii) The above loans and advances have been given as per the norms of the Corporation on recoverable basis.

Note No. 7: Deferred tax balances

(₹ in lakhs)

Particulars	As at 31st March 2021	As at 31st March 2020	As at 1st April 2019
Deferred Tax Liability	108464.60	76916.47	73786.12
Difference in Book depreciation & Tax Depreciation	-	-	-
Less : Deferred Tax Asset	-	-	-
Unabosorbed depreciaton	30546.32	-	-
Provisions	9781.56	9620.13	12049.90
Statutory dues	1163.83	2966.20	-
Leave encashment	5158.25	4630.65	-
Net Defer Tax (Asset)/ Liability	**61814.64**	**59699.49**	**61736.22**

Deferred Tax as on 31.03.2021

(₹ in lakhs)

Deferred Tax Reconciliation	As at 31st March 2021	As at 31st March 2020	Effect in PL
Defered Tax Liability as per Ind AS	(108464.60)	(76916.47)	31548.13
Defered Tax Asset as per Ind AS	46649.96	17216.98	(29432.98)
Net Defered Tax Liability	(61814.64)	(59699.49)	2115.15
Net (Liability)/ Asset as per Ind AS	(61814.64)	(59699.49)	2115.15
Effect in PL			**2115.15**

Deferred Tax as on 31.03.2020

(₹ in lakhs)

Deferred Tax Reconciliation	As at 31st March 2020	As at 31st March 2019	Effect in PL
Defered Tax Liability as per Ind AS	(76916.47)	(73786.12)	3130.35
Defered Tax Asset as per Ind AS	17216.98	12049.90	(5167.08)
Net Defered Tax Liability	(59699.49)	(61736.22)	(2036.73)
Net (Liability)/ Asset as per Ind AS	(59699.49)	(61736.22)	(2036.73)
Effect in PL			**(2036.73)**

(i) North Eastern Electric Power Corporation (NEEPCO/ the Company) is in continuous profit (Profit before tax as well as Profit after tax) since the financial year 2003-04. During the current financial year, i.e. FY 2020-21, Kameng Hydro Electric Project (4X150 MW) (KaHEP) of the Company has been commissioned, resulting in substantial capitalization of Plant Assets. The said capitalization has resulted in accrual of considerable Deferred Tax Liability (DTL) for the Company during the year amounting to ₹31548.13 lakhs (which includes DTL amounting to ₹27093.07 lakhs for KaHEP, resulting in loss after tax to the Company.

NEEPCO is in the business of generation and sale of electricity. Electricity generated by various power plants of the Company are sold to various beneficiaries under long-term power purchase agreements. Tariffs for the generating stations are determined by the Central Electricity Regulatory Commission (CERC) in compliances to the CERC Tariff Regulations issued time to time on "Cost plus basis". Considering the CERC determined tariff for billing on NEEPCO's beneficiaries, as well as prevailing power market in India and Plant performances of the generating stations, it is expected that sufficient taxable profit will be available to the Company in future years.

In compliance to the Ind AS 12 - Taxes, the Company has recognised Deferred Tax Asset (DTA) amounting to ₹30546.32 lakhs during the FY 2020-21 in respect of "Unabsorbed depreciation" with convincing evidence that sufficient future taxable income will be available against which such DTA can be realized.

(ii) MAT credit available for the Company as on 01.04.2020 amounts to ₹2342.50 lakhs, being the amount as per computation of tax credit under Sec 115 JAA for the A/Y 2020-21. Balance MAT credit available as on 31.03.2021 amounts to ₹2342.50 lakhs.

(iii) Refer note no 49 for detailed disclosure.

Movement in deferred tax balances

As at 31st March 2021 *(₹ in lakhs)*

Particulars	As at 1st April 2020	Recognised in statement of profit and loss	Recognised in OCI	Others	As at 31st March 2021
Deferred tax liability					
Difference in book depreciation and tax depreciation	76916.47	31548.13	-	-	108464.60
Less: Deferred tax assets					
Unabsorbed depreciation	-	30546.32	-	-	30546.32
Provisions	9620.13	161.43	-	-	9781.56
Statutory dues	5119.05	(1802.37)	-	-	3316.68
Leave encashment	2477.80	527.60	-	-	3005.40
Net tax (assets) / liabilities	59699.49	2115.15	-	-	61814.64

As at 31st March 2020 *(₹ in lakhs)*

Particulars	As at 1st April 2019	Recognised in statement of profit and loss	Recognised in OCI	Others	As at 31st March 2020
Deferred tax liability					
Difference in book depreciation and tax depreciation	73786.12	3130.35	-	-	76916.47
Less: Deferred tax assets					
Provisions	387.38	9232.75	-	-	9620.13
Statutory dues	10188.99	(5069.94)	-	-	5119.05
Leave encashment	1473.53	1004.27	-	-	2477.80
Net tax (assets) / liabilities	61736.22	(2036.73)	-	-	59699.49

As at 1st April 2019 *(₹ in lakhs)*

Particulars	As at 1 April 2018	Recognised in statement of profit and loss	Recognised in OCI	Others	As at 1st April 2019
Deferred tax liability					
Difference in book depreciation and tax depreciation	62794.06	10992.06	-	-	73786.12
Less: Deferred tax assets					
Provisions	525.61	(138.23)	-	-	387.38
Statutory dues	9670.30	518.69	-	-	10188.99
Leave encashment	3068.90	(1595.37)	-	-	1473.53
Net tax (assets) / liabilities	49529.25	12206.97	-	-	61736.22

Note No. 8: Other non-current assets

(₹ in lakhs)

Particulars	As at 31st March 2021	As at 31st March 2020	As at 1st April 2019
Capital Advances			
Secured :			
Un-Secured :			
Covered By Bank Guarantee	-	-	290.72
Others	13519.30	15558.61	15281.23
Considered Doubtful	39.64	41.28	41.28
Interest accrued on advances	383.36	460.87	-
Less: Allowances for bad & doubtful advances	39.64	41.28	41.28
	13902.66	**16019.48**	**15571.95**
Deferred Foreign Currency Fluctuation Assets	791.68	2051.34	(1794.48)
Advance tax refundable	4529.19	3108.19	3543.06
Advance tax paid including TDS	1321.46	6509.02	7921.45
Less : Current tax liabilities			
Current year	559.65	5378.86	6454.37
Adjustment for earlier years	793.03	(344.87)	1835.83
Other Comphrehensive Income	(496.33)	(56.63)	113.90
Pertaining to regulatory deferral account balances	1020.78	2367.03	2684.21
MAT credit entitlement	-	(2453.92)	-
Current Tax Asset / Liabilities (Net)	(555.67)	1618.55	(3166.86)
Total	**18667.86**	**22797.56**	**14153.67**

(i) Capital advances comprises of Mobilisation Advance and advance against arbitrational award deposited to escrow account in respect of Projects.

(ii) Tax refundable relates to FY 2013-14 to 2015-16 & FY 2017-18 to FY 2019-20 are ₹333.48 lakhs, ₹439.85 lakhs, ₹872.26 lakhs, ₹(1597.55) lakhs,₹2250.66 lakhs and ₹ 2230.49 respectively for which appeals are pending with Income Tax Authorities.

(iii) Current Tax assets relates to advance Tax paid during the year. Current Tax liabilities relates to Tax computed as per IT Act.

(iv) Refer Note No-49 for detailed disclosure on Income Tax.

Note No. 9: Inventories (At lower of cost or Net Realisable value)

(₹ in lakhs)

Particulars	As at 31st March 2021	As at 31st March 2020	As at 1st April 2019
Operational stores ::			
Stores & Spares	12053.08	11098.09	9633.36
Consumables	137.27	210.94	202.44
Others	1335.98	768.33	322.95
Obsolete/ Scrap	890.90	822.95	521.48
	14417.23	**12900.31**	**10680.23**
Less :: Provision for shortages			
Provision for obsolete/ unserviciable Items	890.90	822.95	521.48
Total Inventories	**13526.33**	**12077.36**	**10158.75**
Included above, goods-in-transit	-	-	-
Stores & Spares	38.90	644.71	39.36
Total Goods in transit	**38.90**	**644.71**	**39.36**

Secured Working Capital Demand Loan of ₹ 19174.67 lakhs (previous year ₹ 25769.90 lakhs) was drawn against hypothecation of the stocks of stores and spares and Book Debt of the Company to the extent of drawal.

Note No. 10: Trade receivables

(₹ in lakhs)

Particulars	As at 31st March 2021	As at 31st March 2020	As at 1st April 2019
Trade Receivables considered good - Secured	-	-	-
Trade Receivables considered good - Unsecured	57710.73	66226.10	63453.60
Trade Receivables - credit impaired	-	-	-
Allowance for doubtful debts	-	-	-
TOTAL	**57710.73**	**66226.10**	**63453.60**

(i) Trade receivables are dues in respect of goods sold or services rendered in the normal course of business.

(ii) Where no due date is specifically agreed upon, the normal credit period allowed by the Company is in compliance to the CERC regulations / Guidance.

(iii) Where a trade receivable has been provided for, such provision could be dictated by prudence, but one could still expect to realise the amount within 12 months from the balance sheet date. Under such circumstances, the said trade receivable is classified as current. Where, however, there is no expectation to realise the amount within the next twelve months period, the same needs to be classified as non-current along with the provision made for the same.

(iv) Change in trade receivables

(₹ in lakhs)

Particulars	As at 31st March 2021	As at 31st March 2020	As at 1st April 2019
Opening Balance	66226.10	63453.60	45836.76
Add:: Net Revenue Recognised but not realised during the year	(8515.37)	2772.50	17616.84
Closing Balance	57710.73	66226.10	63453.60

(v) Trade receivables are further analysed as :

(₹ in lakhs)

As at March 31, 2021	Gross credit risk amount	Allowance for credit losses	Net credit risk amount
Amounts not yet due	25205.92	-	25205.92
More than 45 days upto six months	6319.30	-	6319.30
More than six months	26185.51	-	26185.51
TOTAL	**57710.73**	**-**	**57710.73**

(₹ in lakhs)

As at March 31, 2020	Gross credit risk amount	Allowance for credit losses	Net credit risk amount
Amounts not yet due	14330.35	-	14330.35
More than 45 days upto six months	6942.72	-	6942.72
More than six months	44953.03	-	44953.03
TOTAL	**66226.10**	-	66226.10

(₹ in lakhs)

As at April 01, 2019	Gross credit risk amount	Allowance for credit losses	Net credit risk amount
Amounts not yet due	25958.89	-	25958.89
More than 60 days upto six months	10575.67	-	10575.67
More than six months	26919.04	-	26919.04
TOTAL	**63453.60**	**-**	**63453.60**

The Company considers its maximum exposure to credit risk with respect to customers as at March 31, 2021 to be ₹57710.73 lakhs (March 31, 2020: ₹66226.10 lakhs), which is the fair value of trade receivables after allowance for credit losses. The Company's exposure to customers is diversified and except MeECL (Meghalaya), no single customer contributes to more than 10% of outstanding dues (i.e. more than 45 days) accounts receivable as at March 31, 2021.

Movement in allowance for credit losses in respect of trade receivables:

Particulars	As at March 31, 2021	As at March 31, 2020	As at April 1, 2019
Balance at the beginning of the period	-	-	-
Additions during the period	-	-	-
Utilised during the period	-	-	-
Balance at the end of the period	-	-	-

In determining the allowances for doubtful trade receivables the Company has used a practical expedient by computing the expected credit loss allowance for trade receivables based on a provision matrix. The provision matrix takes into account historical credit loss experience and is adjusted for forward looking information. The expected credit loss allowance is based on the ageing of the receivables that are due and rates used in the provision matrix.

Note No. 11: Cash and Cash Equivalents

(₹ in lakhs)

Particulars	As at 31st March 2021	As at 31st March 2020	As at 1st April 2019
(a) Balances with banks			
Unrestricted Balance with banks			
(i) In Current Account	45.97	186.60	6899.80
(ii) In Deposit Account (original matuiry less than 3 months)	-	-	-
(b) Cheques, drafts on hand	-	-	-
(c) Cash in hand	-	-	-
(d) Others	0.92	0.64	0.63
Cash and cash equivalents as per balance sheet	**46.89**	**187.24**	**6900.43**
(a) Earmarked Balances with banks			
Earmarked Balance with banks			
(i) In Current Account	-	-	-
(ii) In Deposit Account	-	-	-
Total	**46.89**	**187.24**	**6900.43**

Note No. 12: Bank balances other than Cash and cash equivalents

(₹ in lakhs)

Particulars	As at 31st March 2021	As at 31st March 2020	As at 1st April 2019
Restricted Money	171.24	318.15	2957.44
Total	**171.24**	**318.15**	**2957.44**

(i) Breakup of Restricted Money

Particulars	As at 31st March 2021	As at 31st March 2020	As at 1st April 2019
Margin Money agaist LC	-	104.40	387.47
DDUGVY scheme of GOI	160.23	160.87	174.94
SAUBHAGYA scheme of GOI	11.01	52.88	2395.03
Total	**171.24**	**318.15**	**2957.44**

(ii) Bank balances other than Cash & cash Equivalent consists of restricted money for project relating to Deen Dayal Upadhyaya Gram Jyoti Yogana (DDUGJY) and Pradhan Mantri Sahaj Bijli Har Ghar Yojana (SAUBHAGYA Scheme).

(iii) The cash and bank balances as above are primarily denominated and held in Indian rupees.

Note No. 13: Others

(₹ in lakhs)

Particulars	As at 31st March 2021	As at 31st March 2020	As at 1st April 2019
Other Receivables			
- Secured, considered good	-	-	-
- Unsecured, considered good	1499.32	1347.02	1345.29
- Doubtful	-	-	-
Unbilled Revenue	36374.34	27440.80	8281.73
Advances to staff	63.83	114.04	507.06
Interest accrued on STDR	-	12.57	625.30
Security Deposits	108.16	85.86	101.89
TOTAL	**38045.65**	**29000.29**	**10861.27**

Particulars	As at 31st March 2021	As at 31st March 2020	As at 1st April 2019
Interest accrued on deposits and loans			
Unsecured, considered good	-	12.57	625.30
Unsecured, considered doubtful	-	-	-
Less: Allowance for credit losses	-	-	-
Other financial assets			
Advances to staff	63.83	114.04	507.06
Security Deposits	108.16	85.86	101.89

(i) Unbilled Revenue comprises of Energy bills amounting to ₹15758.24 lakh, power trading ₹1430.41 lakhs, Electricity Duty ₹530.21 lakhs, provisional revenue ₹10729.69 lakhs, FERV ₹1429.91 lakhs, NERLDC fees & charges recoverable amounting to ₹34.37 lakh, Deferred Tax materialisation amounting to ₹1319.85 lakhs, Effective tax rate (FY 2016-17) ₹5123.77 lakhs, TDS & TCS ₹17.81 lakhs and Rent ₹0.08 lakhs.

(ii) Accounts Receivables consists of amount receivable from REC towards implementation of DDUGJY scheme amounting to ₹1323.95 lakhs and amounrt receivable from PRMB trust ₹175.37 lakhs.

(iii) Interest on Deposits and Loans include Interest on STDR and Interest accrued on Advances to Contractors.

(iv) There are no outstanding debts due from directors or other officers of the Company.

(v) Loan & Advances to employees includes Interest bearing Computer Advance and interest free Furniture Advance and Multipurpose Advance. Computer advance & Furniture advance are recovered from employees in 60 equal instalments whereas Multipurpose Advance is recovered in 12 installment.

(vi) Security deposits are primarily consists of Deposit against BSNL Lines, Gas Connection, Cable Connection etc. which will be refunded on surrender of services provided by service providers.

(vii) Changes in Other Receivables - Unsecured considered good and Unbilled revenue.

(₹ in lakhs)

Particulars	As at 31st March 2021	As at 31st March 2020	As at March 31,2019
Opening Balance	28787.82	9627.02	1894.81
Add : Addition during the year	27598.52	27442.52	9627.02
Less : Realised / Billed during the year	18512.68	8281.72	1894.81
Closing Balance	37873.66	28787.82	9627.02

STANDALONE FINANCIAL STATEMENTS

Note No. 14: Other current assets

(₹ in lakhs)

Particulars	As at 31st March 2021	As at 31st March 2020	As at 1st April 2019
Prepaid Expenses including prepaid insurance	2954.37	2158.09	1875.07
Advances to Suppliers & Contractors - Unsecured, considered good	795.94	574.34	635.69
Less : Allowances for doubtful	54.16	56.51	47.41
Scrap /Obsolete assets	10686.84	10368.59	352.38
Less : Provisions	**10686.84**	**10368.59**	**352.38**
	-	-	-
Assets held for disposal	174.89	174.89	76.86
Advance tax refundable	329.49	-	-
Total	**4200.53**	**2850.81**	**2540.21**

(i) Prepaid Expenses consists of amount paid in advance in respect of prepaid insurance, License fee (pollution control) & BSNL leaseline for Internet, the benefit of which has not yet expired on reporting date. Prepaid expenses of items of ₹20000/- and below are charged to natural head of accounts.

(ii) Advances to suppliers & contractors are the short term advances to be recovered within 12 months from the bills. The advances are given as stipulated under the work/supply order.

(iii) Amounts of tax refundable relate to the AY 2009-10 and AY 2011-12 to 2013-14 are ₹4.87 lakhs, ₹3.13 lakhs, ₹153.60 lakhs and ₹19.07 lakhs respectively as assessed during the FY 2020-21 under "Vivad Se Vishwas Scheme". Further, ₹148.82 lakhs has been credited to the bank account of the assessee (NEEPCO on 22.04.2021 on assessment of tax for the AY 2019-20.

(iv) Assets held for disposal consists of following items.

Particulars	As at March 31, 2021	As at March 31, 2020	As at April 1, 2019
Plant & Equipments	306.25	306.25	105.69
Vehicles	8.71	8.71	8.71
Office Equipment	-	-	-
Tools & Plants	56.20	56.20	56.20
Misc . Equipment	-	-	2.56
Gross value of Assets held for disposal	371.16	371.16	173.16
Less: Provision	196.27	196.27	96.30
NRV for Assets held for disposal	174.89	174.89	76.86

(v) Scarp/Oboslete Assets

(₹ in lakhs)

Unit	As on 31.03.2021	As on 31.03.2020	As on 01.04.2019
AGBPP	169.68	193.60	297.33
AGTPP	5.40	5.40	38.30
KHEP	10380.03	10134.13	13.32
RHEP	31.27	30.33	-
PARE	1.70	1.70	1.70
KAMENG	3.04	3.04	1.34
KOLKATA	0.39	0.39	0.39
TGBPP	0.08	-	-
Rupa (S&I)	0.21	-	-
Shillong	94.03	-	-
Guwahati	1.00	-	-
TOTAL	**10686.84**	**10368.59**	**352.38**
Less: Provision	10686.84	10368.59	352.38

Note No. 15: Regulatory Deferral Accounts Debit Balance

(₹ in lakhs)

Particulars	As at March 31, 2021	As at March 31, 2020	As at April 1, 2019
Regulatory deferral account Debit balance			
(i) Employees benefit expenses - gratuity			
Opening Balance	4793.47	4793.47	4793.47
Addition during the period			
Closing balance	**4793.47**	**4793.47**	**4793.47**
ii) Depreciation - Tuirial HEP			
Opening Balance	9842.54	5724.17	-
Addition during the period	4119.51	4118.37	5724.17
Closing balance	**13962.05**	**9842.54**	**5724.17**
(iii) Deferred Tax adjustment against deferred tax liabilities			
Opening Balance	23056.57	18937.43	4002.42
Addition during the period	1177.30	4119.14	14935.01
Closing balance	**24233.87**	**23056.57**	**18937.43**
(iv) Deferred Tax Recoverable			
Opening Balance	41254.63	44194.96	46030.19
Realized/Adjustment during the period	(1319.85)	(2940.33)	(1835.23)
Closing balance	**39934.78**	**41254.63**	**44194.96**
(v) Exchange difference			
Opening Balance	914.32	-	-
Addition during the period	647.34	914.32	-
Realized/Adjustment during the period	101.75	-	-
Closing balance	**1459.91**	**914.32**	-
Regulatory deferral account Debit balance	**84384.08**	**79861.53**	**73650.03**
Regulatory deferral account Credit balance	-	-	-
(i) Estimated impact on AFC (tariff)	-	-	-
Opening Balance		(4420.59)	-
Addition during the period	-	4420.59	(4420.59)
Closing balance	-	-	**(4420.59)**
Regulatory deferral account Credit balance	-	-	**(4420.59)**

Deferral Regulatory Account Balance has been adjusted in line with **Accounting Policy No-6.** Refer Note No.37 for detailed disclosure.

STANDALONE FINANCIAL STATEMENTS

Note No. 16: Equity Share Capital

(₹ in lakhs)

Particulars	As at 31st March, 2021	As at 31st March, 2020	As at 1st April, 2019
Equity Share Capital	3,60,981.04	3,60,981.04	3,60,981.04
Total	**3,60,981.04**	**3,60,981.04**	**3,60,981.04**

Authorised Share Capital

(₹ in lakhs)

Particulars	As at 31st March, 2021	As at 31st March, 2020	As at 1st April, 2019
5,00,00,00,000 nos. of equity shares of ₹ 10/- each (Previous year 5,00,00,00,000 nos. of equity shares of ₹ 10/- each)	**5,00,000.00**	**5,00,000.00**	**5,00,000.00**
Issued and Subscribed capital comprises :			
3,60,98,10,400 nos. (Previous period 3,60,98,10,400 nos.) of equity shares of ₹ 10/- each	3,60,981.04	3,60,981.04	3,60,981.04
Total	**3,60,981.04**	**3,60,981.04**	**3,60,981.04**

(i) The movement in subscribed and paid up share capital is set out below:

Particulars	As at March 31, 2021					
	Opening balance as on 01.04.2020		Movement during 2020-21		Closing Balance as on 31.03.2021	
	No. of shares	₹ in lakhs	No. of shares	₹ in lakhs	No. of shares	₹ in lakhs
Ordinary shares of ₹10 each						
At beginning of the year	3,60,98,10,400	3,60,981.04	-	-	3,60,98,10,400	3,60,981.04
Shares allotted during the year	-	-	-	-		
	3,60,98,10,400	**3,60,981.04**	-	-	**3,60,98,10,400**	**3,60,981.04**

Particulars	As at March 31, 2020					
	Opening balance as on 01.04.2019		Movement during 2019-20		Closing Balance as on 31.03.2020	
	No. of shares	₹ in lakhs	No. of shares	₹ in lakhs	No. of shares	₹ in lakhs
Ordinary shares of ₹10 each						
At beginning of the year	3,60,98,10,400	3,60,981.04	-	-	3,60,98,10,400	3,60,981.04
Shares allotted during the year	-	-	-	-		
	3,60,98,10,400	**3,60,981.04**	-	-	**3,60,98,10,400**	**3,60,981.04**

Particulars	As at April 1, 2019					
	Opening balance as on 01.04.2018		Movement during 2018-19		Closing Balance as on 01.04.2019	
	No. of shares	₹ in lakhs	No. of shares	₹ in lakhs	No. of shares	₹ in lakhs
Ordinary shares of ₹10 each						
At beginning of the year	3,45,28,10,400	3,45,281.04	15,70,00,000	15,700.00	3,60,98,10,400	3,60,981.04
Shares allotted during the year	-	-	-	-		
Total	**3,45,28,10,400**	**3,45,281.04**	**15,70,00,000**	**15,700.00**	**3,60,98,10,400**	**3,60,981.04**

(ii) Shares in the company held by each shareholder holding more than 5% shares

Particulars	As at March 31, 2021		As at March 31, 2020		As at April 01 2019	
Name of Shareholder	No. of Shares Held (Face value of ₹10 each)	% of Total Shares	No. of Shares Held (Face value of ₹10 each)	% of Total Shares	No. of Shares Held (Face value of ₹10 each)	% of Total Shares
Hon'ble President of India	Nil	Nil	Nil	Nil	3609809800	100
NTPC Ltd.	3,60,98,09,800	100	3609809800	100	Nil	Nil

(iii) The Corporation has only one class of shares referred to as equity shares having a par value of ₹10/- wholly owned by NTPC ltd. The holders of the equity shares are entitled to receive dividends as declared from time to time and are entitled to voting rights proportionate to their share holding at the meetings of shareholders.

(iv) The Cabinet Committee on Economic Affairs, chaired by Prime Minister accorded in-principle approval for stareregic disinvestment of Government of India shareholding of 100% in NEEPCO alongwith transfer of management control to an identified CPSE srategic buyer, namely NTPC.

Accordingly, acquisition of entire equity stake of Government of India in NEEPCO Ltd by NTPC ltd completed on 27th March 2020 through share transfer in persuant to share purchase agreement dt. 25th March 2020 between Government of india & NTPC ltd. NTPC ltd holds 100% ownership interest in NEEPCO ltd including & as on 31st March 2021.

Note No. 17: Other equity

(₹ in lakhs)

Particulars	As at 31st March 2021	As at 31st March 2020	As at 1st April 2019
General Reserve	197691.68	197691.68	197691.68
Retained earnings	21273.80	19802.10	5190.68
Bond redemption reserve	65054.17	65054.17	65054.17
Total	**284019.65**	**282547.95**	**267936.53**

17.1 General Reserve

(₹ in lakhs)

Particulars	As at 31st March 2021	As at 31st March 2020	As at 1st April 2019
Balance at the beginning of the year/period	197691.68	197691.68	197691.68
Balance at the end of the year/period	**197691.68**	**197691.68**	**197691.68**

17.2 Retained Earnings

(₹ in lakhs)

Particulars	As at 31st March 2021	As at 31st March 2020	As at 1st April 2019
Balance at the beginning of the year/period	19802.10	5190.68	4935.24
Profit attributable to owners of the Company	4790.15	19628.16	21106.02
Other comprehensive income arising from remeasurement of defined benefit obligation net of income tax	(818.45)	(315.08)	214.43
Payment of dividends on equity shares	(2500.00)	(3900.00)	(11500.00)
Excess provision written back	-	-	785.94
Related income-tax on Dividend	-	(801.66)	(2363.86)
Transfer to Bond Redemption Reserve	-	-	(7987.09)
Balance at the end of the year/period	**21273.80**	**19802.10**	**5190.68**

Retained Earnings are the profit of the Company earned till date net of appropriation.

17.3 Bond Redemption Reserve

(₹ in lakhs)

Particulars	As at 31st March 2021	As at 31st March 2020	As at 1st April 2019
Balance at the beginning of the year/period	65054.17	65054.17	57067.08
Movement during the year/period	-	-	7987.09
Balance at the end of the year/period	**65054.17**	**65054.17**	**65054.17**

The nature of reserves are follows:

(a) **General Reserve :** Under the erstwhile companies Act 1956, a general reserve was created through an annual transfer of net profit at a specified percentage in accordance with applicable regulations. Consequent to the introduction of Companies Act 2013, the requirement to mandatory transfer a specified percentage of net profit to general reserve has been withdrawn.

(b) **Bond redemption reserve**: Ministry of Corporate Affairs has notified amendment to Companies (Share Capital and Debentures) Amendment Rules, 2019 on 16 August 2019. As per the amendment, Debenture Redemption Reserve (DRR) is not required to be created in case of listed companies. Accordingly, the Company has not created any Bonds/ Debenture Redemption Reserve during the year. Further, the outstanding balance of Bonds / Debenture Redemption Reserve created up to 31 March 2019 shall be written back as and when the respective bonds / debentures are redeemed.

Non-current liabilities

Financial Liabilities

Note No. 18: Long term borrowings

(₹ in lakhs)

Particulars	As at March 31, 2021	As at March 31, 2020	As at April 1, 2019
1. SECURED BORROWINGS			
A. PRIVATELY PLACED PSU BONDS			
i. Twenty second Issue	50000.00	-	-
Less : Bond expense amortisation	34.89	-	-
Add: Interest accrued but not due	1158.36	-	-
Bond - Twenty second Issue (Net)	51123.47	-	-
8 years NEEPCO 7.55% Secured, Redeemable, Non-Convertible, Taxable Bonds of ₹10,00,000 each, redeemable at 25% of face value on 10-12-2026, 10-06-2027, 10-12-2027 & 10-06-2028 with Call Option on 10-06-2025, 10-12-2025, 10-06-2026, 10-12-2026, 10-06-2027, 10-12-2027. The assets attached to the earth as well as other movable assets of the Kameng Hydro Electric Project, Arunchal Pradesh and the landed property of the Corporation in the District of Mehsana, Gujarat have been identified for creation of charge by way of mortgage through a Trust Deed with the appointed Debenture Trustee: Charge ID No.100394348			
ii. Twenty first Issue	15000.00	15000.00	-
Less : Bond expense amortisation	24.04	27.14	-
Add: Interest accrued but not due	21.43	21.37	-
Bond - Twenty first Issue (Net)	14997.39	14994.23	-
8 years NEEPCO 8.69% Secured, Redeemable, Non-Convertible, Taxable Bonds in the nature of debetures of ₹10,00,000 each, redeemable at 50% of face value on 26-09-2026, 26-09-2027 with Call Option on 26-09-2024, 26-03-2025, 26-09-2025, 26-03-2026,26-09-2026 & 26-03-2027. The assets attached to the earth as well as other movable assets of the Kameng Hydro Electric Project, Arunchal Pradesh and the landed property of the Corporation in the District of Mehsana, Gujarat have been charged by way of mortgage through a Trust Deed with the appointed Debenture Trustee.			
iii. Twentieth issue	30000.00	30000.00	30000.00
Less : Bond expense amortisation	21.01	24.88	28.40
Add: Interest accrued but not due	960.41	965.57	960.41
Bond - Twentieth Issue (Net)	30939.40	30940.69	30932.01
7 years NEEPCO 9.50% Secured, Redeemable, Non-Convertible, Taxable Bonds of ₹10,00,000 each, redeemable at 25% of face value on 29-05-2024, 29-11-2024, 29-05-2025 & 29-11-2025 with Call Option on 29-11-2023, 29-05-2024, 29-11-2024, 29-05-2025. (The assets attached to the earth as well as other movable assets of the Kameng Hydro Electric Project, Arunchal Pradesh and the landed property of the Corporation in the District of Mehsana, Gujarat have been charged by way of mortgage through a Trust Deed with the appointed Debenture Trustee).			

iv. Nineteenth issue	30000.00	30000.00	30000.00
Less : Bond expense amortisation	24.13	26.92	29.48
Add: Interest accrued but not due	359.59	365.78	359.59
Bond - Nineteenth issue (Net)	30335.46	30338.86	30330.11
10 years NEEPCO 8.75% Secured, Redeemable, Non-Convertible, Taxable Bonds of ₹10,00,000 each, redeemable at 25% of face value on 06-09-2026; 06-03-2027; 06-09-2027 & 06-03-2028 with call option on 06-03-2023, 10-08-2023, 10-02-2024, 10-08-2024,10-02-2025, 10-08-2025, 10-02-2026, 10-08-2026, 10-02-2027, 10-08-2027, 10-02-2028. (The assets attached to the earth as well as other movable assets of the Pare Hydro Electric Project, Arunchal Pradesh and the landed property of the Corporation in the District of Mehsana, Gujarat have been charged by way of mortgage through a Trust Deed with the appointed Debenture Trustee).			
v. Eighteenth issue	50000.00	50000.00	50000.00
Less : Bond expense amortisation	24.63	28.84	32.73
Add: Interest accrued but not due	1441.32	1447.87	1441.32
Bond -Eighteenth issue (Net)	51416.69	51419.03	51408.59
8 years NEEPCO 7.68% Secured, Redeemable, Non-Convertible, Taxable Bonds of ₹10,00,000 each, redeemable at 50% of face value on 15-05-2025 & 15-11-2025 with call option on 15-11-2022, 15-05-2023, 15-11-2023, 15-05-2024, 15-11-2024, 15-05-2025. (The assets attached to the earth as well as other movable assets of the Pare Hydro Electric Project, Arunachal Pradesh and the landed property of the Corporation in the District of Mehsana, Gujarat have been charged by way of mortgage through a Trust Deed with the appointed Debenture Trustee).			
vi. Seventeenth issue	-	30000.00	30000.00
Less : Bond expense amortisation	-	5.22	15.10
Add: Interest accrued but not due	-	805.57	801.37
Bond -Seventeenth issue (Net)		30800.35	30786.27
3 years 2 months NEEPCO 7.80% Secured, Redeemable, Non-Convertible, Taxable Bonds of ₹10,00,000 each, redeemable at par on 27-05-2020. (The assets attached to the earth as well as other movable assets of the Kameng Hydro Electric Project, Arunachal Pradesh and the landed property of the Corporation in the District of Mehsana, Gujarat have been charged by way of pari passu mortgage through a Trust Deed with the appointed Debenture Trustee).			
vii. Sixteenth Issue	90000.00	90000.00	90000.00
Less : Bond expense amortisation	50.16	54.59	58.66
Add: Interest accrued but not due	2290.09	2283.83	2290.09
Bond -Sixteenth (Net)	92239.93	92229.24	92231.43
15 years NEEPCO 8.68% Secured, Redeemable, Non-Convertible, Taxable Bonds of ₹10,00,000/- each, redeemable at 20% of face value on 30-09-2026; 30-09-2027; 30-09-2028; 30-09-2029 & 30-09-2030. (The assets attached to the earth as well as other movable assets of the Tuirial Hydro Electric Project in Mizoram, Kopili Hydro Electric Project in Assam and the landed property of the Corporation in the District of Mehhsana, Gujarat have been charged by way of mortgage through a Trust Deed with the appointed Debenture Trustee)			

STANDALONE FINANCIAL STATEMENTS

viii. Fifteenth issue	48000.00	60000.00	60000.00
Add: Interest accrued but not due	84.23	105.00	105.29
Bond - Fifteenth (Net)	48084.23	60105.00	60105.29
10 years NEEPCO 9.15% Secured, Redeemable, Non-Convertible, Taxable Bonds of ₹10,00,000/- each, redeemable at 20% of face value on 25-03-2021; 25-03-2022; 25-03-2023; 25-03-2024 & 25-03-2025. (The assets of the Agartala Gas Turbine Project (original open-cycle plant) in Tripura, assets except the Gas Turbines & Steam Turbines in the Assam Gas Based Project, Assam, assets except Plant & Machinery in the generating station in the Ranganadi Hydro Electric Project, Arunachal Pradesh and the landed property of the Corporation in the District of Mehsana, Gujarat have been charged by way of mortgage through a Trust Deed with the appointed Debenture Trustee).			
ix. Fourteenth issue	200000.00	250000.00	250000.00
Add: Interest accrued but not due	-	-	11967.00
Bond - Fourteenth (Net)	200000.00	250000.00	261967.00
10 years NEEPCO 9.60% Secured, Redeemable, Non-Convertible, Taxable Bonds of ₹10,00,000 each, redeemable at 20% of face value on 01-10-2020; 01-10-2021; 01-10-2022; 01-10-2023 & 01-10-2024 . (The assets attached to the earth as well as other movable assets of the Kameng Hydro Electric Project, Arunachal Pradesh and the landed property of the Corporation in the District of Mehsana, Gujarat have been charged by way of pari passu mortgage through a Trust Deed with the appointed Debenture Trustee).			
x. Thirteenth issue	2900.00	4350.00	5800.00
Add: Interest accrued but not due	18.23	18.19	24.31
Bond - Thirteenth (Net)	2918.23	4368.19	5824.31
10 years NEEPCO 9.00% Secured, Redeemable, Non-Convertible, Taxable Bonds of ₹10,00,000/- each, redeemable at 20% of face value on 15-03-2019; 15-03-2020; 15-03-2021, 15-03-2022 & 15-03-2023. (The Steam Turbines of the Assam Gas Based Power Plant, Assam and the landed property of the Corporation in the District of Mehsana, Gujarat have been charged by way of mortgage through a Trust Deed with the appointed Debenture Trustee).			
xi. Twelfth issue	4800.00	7200.00	9600.00
Add: Interest accrued but not due	166.65	251.12	333.31
Bond - Twelfth (Net)	4966.65	7451.12	9933.31
10 years NEEPCO 9.25% Secured, Redeemable, Non-Convertible, Taxable Bonds of ₹10,00,000/- each, redeemable at 20% of face value on 27-06-2018; 27-06-2019; 27-06-2020; 27-06-2021 & 27-06-2022. (All the Plant and Machinery in the Generating Station of the Ranganadi Hydro Electric Project, Arunachal Pradesh and the landed property of the Corporation in the District of Mehsana, Gujarat have been charged by way of mortgage through a Trust Deed with the appointed Debenture Trustee).			

xii. Eleventh issue	4000.00	4000.00	4000.00
Add: Interest accrued but not due	84.95	85.84	84.95
Bond - Eleventh (Net)	4084.95	4085.84	4084.95
10 years NEEPCO 10.20% Secured, Redeemable, Non-Convertible, Taxable Bonds of ₹ 10,00,000 each, redeemable at par on 15-12-2021 with a put & call option on 15-12-2018. (The Gas Turbines of the Assam Gas Based Power Project, Assam and the landed property of the Corporation in the District of Mehsana, Gujarat have been charged by way of pari passu mortgage through a Trust Deed with the appointed Debenture Trustee).			
Sub-total : Privately Placed PSU Bonds (A)	**531106.40**	**576732.55**	**577603.27**
B. SECURED TERM LOANS			
i. Rupee Loans:			
a. Medium Term Coporate Loan from Canara Bank	50000.00	40000.00	-
Add: Interest accrued but not due	130.89	136.59	-
Medium Term Coporate Loan from Canara Bank (Net)	50130.89	40136.59	-
Secured by pari passu charge over assets of the Kameng Hydro Electric Power Project (600 MW) situated at Arunachal Pradesh. The loan is repayble in 16 structured quarterly installment after 1 year moratorium from first drawal on 03-02-2020.			
b. Corporate Term Loan from Punjab National Bank	80000.00	-	-
Secured by pari passu charge over assets of the Kameng Hydro Electric Power Project (600 MW) situated at Arunachal Pradesh. The loan is repayble in following quarterly installments after 2 years moratorium from first drawal: 12 equal installments of ₹25 crore each starting from 30.12.2022, 8 equal installments of ₹50 crore each starting from 30.12.2025 and 4 equal installments of ₹137.50 crore each starting from 30.12.2027.			
Foreign Currency Loan			
External Commercial Borrowing	20734.21	28996.44	33700.26
Add: Interest accrued but not due	13.55	25.48	50.15
External Commercial Borrowing (Net)	20747.76	29021.92	33750.41
[Secured by Hypothecation of all movable & immovable assets (including plant, machinery) created / to be created in respect of Tripura Gas Based Power Plant, Agartala and Agartala Gas Turbine Projects – Extension, Agartala. [SBI, Singapore has sanctioned 100 million US Dollar ECB loan @interest rate of 3 months LIBOR plus 3.05% p.a. as margin (margin has been reduced to 2.75% p.a. w.e.f 20th March 2018). The agreement was signed on 9.12.2013. The last drawal was on 4th June 2014. The ECB loan is repayable in 39 equal quarterly installments w.e.f. 20.06.2014]			
Sub- Total Secured Loans (B)	**150878.65**	**69158.51**	**33750.41**
Total : Secured Borrowings (A+B)	**681985.05**	**645891.06**	**611353.68**

STANDALONE FINANCIAL STATEMENTS

2. UNSECURED BORROWINGS:			
(i) Rupee Loan			
Subordinate Loans from Government of India	29196.42	29196.42	29196.42
Less : Loan expense amortisation	71.42	73.76	75.98
Subordinate Loans from Government of India (Net)	29125.00	29122.66	29120.44
(Govt. of India has sanctioned subordionate loan of ₹29196.42 lakhs at the interest rate of 1% p.a. The loan was sanctioned on various date with last drawal on 6th July, 2015. The loan is repayable in 15 equal annual installments from the 16th year after commissioning of the Tuirial Hydro Electric Project, Mizoram) i.e from 30th January, 2018.			
(ii) Foreign Currency Loan			
Loan from KfW, Germany	50802.71	54263.75	54914.59
Less :: Fair Value (80 million & 20 Million)	(117.20)	(49.42)	-
Add: Interest accrued but not due	332.70	361.00	373.61
Loan from KfW, Germany (Net)	51252.61	54674.17	55288.20
(Guaranteed by the Govt. of India)			
Loan sanctioned for construction of the Pare Hydro Electric Project (110 MW) at Arunachal Pradesh.			
(Loan of 80 million and 20 million EURO was sanctioned from KFW , Germany under the Indo-German Bilateral Development Cooperation Programme. The loan agreement 80 million and 20 million EURO was executed on 11th December 2008 & 20th December 2017 at fixed interest rate of 3.46% p.a. & 0.85% p.a. respectively. The loan is guranteed by Govt of India. The last loan installment of 80 million EURO was received on 03.03.2016 & 20 million EURO was received on 16.08.2018. The loans are repayble in 30 equal half-yearly installments w.e.f. 30-12-2013 & 20 equal half-yearly installments w.e.f. 30-12-2020 respectively).			
Total Unsecured Borrowing (i + ii)	**80377.61**	**83796.83**	**84408.64**
3. Interest accrued but not due			
4. Lease Liability - Asset under Lease	790.45	978.75	-
Total (1 + 2 + 3 + 4)	**763153.11**	**730666.64**	**695762.32**
Less : Current maturities of (Refer Note 23)			
Bonds	69850.00	95850.00	3850.00
Rupee Term Loan MTCL	12500.00	-	-
Foreign Currency Loan - Secured	7538.64	7731.58	7094.21
Foreign Currency Loan - unsecured	6314.50	5260.36	4144.65
Interest accrued but not due	7062.40	6873.21	18791.40
Lease Liability - Asset under Lease	522.66	592.10	-
GRAND TOTAL: Non-Current Liabilities	**659364.91**	**614359.39**	**661882.06**

The maturity profile of borrowings (Principal amounts) are as follows:

(₹ in lakhs)

Contractual maturities	As at March 31, 2021	As at March 31, 2020	As at March 31, 2019
In one year or less or on demand	96,203.14	1,48,842.74	15088.86
Between one & two years	97,203.14	83,673.24	109421.09
Between two & three years	96,471.42	79,673.24	82643.49
Between three & four years	1,05,814.50	73,890.14	78643.49
Between four & five years	86,314.50	83,090.86	73019.79
More than five years	2,73,426.63	2,53,836.39	318394.55
Total contractual cash flows	**755433.34**	**723006.61**	**677211.27**
Less: Capitalisation of transaction costs	Nil	Nil	Nil
Total Borrowings	**755433.34**	**723006.61**	**677211.27**

Note No. 19: Long Term Provisions

(₹ in lakhs)

Particulars	As at 31st March 2021	As at 31st March 2020	As at 1st April 2019
Provision for Leave encashment	1070.55	6587.61	5550.27
Medical benefit for retired employees	279.04	141.49	156.79
Other retirement benefits			
Total	**1349.59**	**6729.10**	**5707.06**

The provision for employee benefits includes gratuity, Leave Encashment, Post retirement medical benefit, Gold Coin at retirement. The increase/ decrease in the carrying amount of the provision for the current year is mainly on account of net impact of incremental charge for current year and benefits paid in the current year.

1. Defined Contribution Plan

The Company participates in a number of defined contribution plans on behalf of relevant personnel. Any expense recognised in relation to these schemes represents the value of contributions payable during the period by them at rates specified by the rules of those plans. The only amounts included in the balance sheet are those relating to the prior months contributions that were not due to be paid until after the end of the reporting period. The major defined contribution plans operated by the Company are as below:

a) Provident fund

In accordance with Indian law, eligible employees of the Company are entitled to receive benefits in respect of provident fund, a defined contribution plan, in which both employees and the Company make monthly contributions at a specified percentage of the covered employees' salary.Company pays fixed contribution at predetermined rates to the Provident Fund Trust, which invests the fund in permitted securities as per Government guidelines. The Companies contribution to the fund for the period was ₹3351.80 lakhs (previous year ₹3340.19 lakhs).The investment has earned sufficient interest to pay the same to the member as per the rate specified by the Government of India.

b) Superannuation fund

In terms of the Guidelines of Department of Public Enterprise (DPE), Govt.of India (GOI) issued vide O.M. no.2(70)/08-DPE (WC)/GL-xiv/08 dt.26.11.2008 and OM. No. 2(70)/08-DPE (WC)/GL-vii/09 dt.02.04.2009, the Company has formulated the NEEPCO Employees Defined Contribution Superannuation Benefit Scheme.

The Companies contribution to the trust managing this scheme for the period was ₹2324.90 lakhs (previous year ₹2280.70 lakhs).

2. Defined benefit plans

a. Post-Retirement Medical Benefit scheme

The Company has a Contributory Scheme for Post –Retirement Medical Facilities for Superannuated Employees. Under the scheme the retired /deceased employee and spouse of retiree/deceased are provided medical facilities on contributory basis which is as follows:

Reimbursement of medical expenses incurred for indoor treatment restricted to the rates of nearest authorized / approved hospital.

For out-patient/ domiciliary treatment taken in empanelled hospitals, reimbursement are allowed for clinical tests, examination, cost of medicines and other OPD expenses at actual subject to a ceiling of maximum of last basic per annum, whichever is less. The liability for the same is recognized on the basis of actuarial valuation.

b. Other retirement benefit on Superannuation

To nurture a good organizational culture and appreciate the sincere services rendered by the employee, the Corporation is providing a Gold Coin to the retiring employee on the date of retirement. The liability for the same is recognized on the basis of actuarial valuation.

3. Other Employee benefit

Social Security Scheme

The Company has a Social Security Scheme in lieu of compassionate appointment. The Company makes a matching contribution to the scheme. The objective of the scheme is to provide cash benefits to the dependent beneficiaries in the event of the death of an employee of the Company while in service including permanent total disablement leading to cessation of employment.

North Eastern Electric Power Co. New Delhi

Note No. 20: Disclosures As Per Ind AS19

Actuarial Valuation of Gratuity Liability
Summary of results:

(₹ in lakhs)

	Assets / Liability	31-03-2020	31-03-2021
a	Present value of obligation	19,874.07	19,701.01
b	Fair value of plan assets	18,567.96	18,171.16
c	Net assets / (liability) recognized in balance sheet as provision	(1,306.11)	(1,529.85)

Summary of membership data

	As at	31-03-2020	31-03-2021
a)	Number of employees	2163	2038
b)	Total Monthly Salary (Lakhs)	2167.42	2102.4
c)	Average Past Service (Years)	-	23.36
d)	Average Age (Years)	-	49.9
e)	Average remaining (Years) working life	-	10.1
f)	weighted average duration	-	9.06

Economic Assumptions:

As at	31-03-2020	31-03-2021
i) Discounting Rate	6.75	6.75
ii) Future salary Increase	6.5	6.5

Demographic Assumption

As at	31-03-2020	31-03-2021
i) Retirement Age (Years)	60	60
ii) Mortality rates inclusive of provision for disability **	100% of IALM (2012 - 14)	100% of IALM (2012 - 14)
iii) Attrition at Ages	Withdrawal Rate (%)	Withdrawal Rate (%)
Up to 30 Years	0.01%	0.01%
From 31 to 44 years	0.03%	0.03%
Above 44 years	0.06%	0.06%

Scale of Benefits

a)	Salary for calculation of gratuity	Last drawn qualifying salary.
b)	Vesting Period	5 years of service.
c)	Benefit on normal retirement	As per the provisions of payment of Gratuity Act 1972 as amended.
d)	Benefit on early retirement / withdrawal / resignation	Same as normal retirement benefit based on service upto the date of exit.
e)	Benefit on death in service	Same as normal retirement benefit based on service upto the date of death & no vesting conditions apply.
f)	Limit	20.00 Lakhs.

Plan Liability

Date Ending	31-03-2020	31-03-2021
Present value of obligation as at the end of the period	19,874.07	19,701.01

Service Cost

		31-03-2020	31-03-2021
a)	Current Service Cost	1,217.33	1,151.79
b)	Past Service Cost including curtailment Gains/Losses	-	-
c)	Gains or Losses on Non routine settlements	-	-
d)	Total Service Cost	1,217.33	1,151.79

Net Interest Cost

		31-03-2020	31-03-2021
a)	Interest Cost on Defined Benefit Obligation	1,263.98	1,341.50
b)	Interest Income on Plan Assets	1,258.09	1,253.34
c)	Net Interest Cost (Income)	5.90	88.16

Change in Benefit Obligation

		31-03-2020	31-03-2021
a)	Present value of obligation as at the beginning of the period	20,193.51	19,874.07
b)	Acquisition adjustment	-	-
c)	Interest Cost	1,263.98	1,341.50
d)	Service Cost	1,217.33	1,151.79
e)	Past Service Cost including curtailment Gains/Losses	-	-
f)	Benefits Paid	(2,935.68)	(2,828.70)
g)	Total Actuarial (Gain)/Loss on Obligation	134.93	162.35
h)	Present value of obligation as at the End of the period	19,874.07	19,701.01

Bifurcation of Actuarial Gain/Loss on Obligation

		31-03-2020	31-03-2021
a)	Actuarial (Gain)/Loss on arising from Change in Demographic Assumption	-	-
b)	Actuarial (Gain)/Loss on arising from Change in Financial Assumption	699.58	-
c)	Actuarial (Gain)/Loss on arising from Experience Adjustment	(564.65)	162.35

Actuarial Gain/Loss on Plan Asset

		31-03-2020	31-03-2021
a)	Expected Interest Income	1,258.09	1,253.34
b)	Actual Income on Plan Asset	1,310.14	1,125.79
c)	Actuarial gain /(loss) for the year on Asset	52.05	(127.54)

Balance Sheet and related analysis

		31-03-2020	31-03-2021
a)	Present Value of the obligation at end	19,874.07	19,701.01
b)	Fair value of plan assets	18,567.96	18,171.16
c)	Unfunded Liability/provision in Balance Sheet	(1,306.11)	(1,529.85)

The amounts recognized in the income statement

		31-03-2020	31-03-2021
a)	Total Service Cost	1,217.33	1,151.79
b)	Net Interest Cost	5.90	88.16
c)	Expense recognized in the Income Statement	1,223.23	1,239.95

Other Comprehensive Income (OCI)

		31-03-2020	31-03-2021
a)	Net cumulative unrecognized actuarial gain/(loss) opening	-	-
b)	Actuarial gain / (loss) for the year on PBO	(134.93)	(162.35)
c)	Actuarial gain /(loss) for the year on Asset	52.05	(127.54)
d)	Unrecognized actuarial gain/(loss) for the year	(82.88)	(289.90)

Change in plan assets

		31-03-2020	31-03-2021
a)	Fair value of plan assets at the beginning of the period	18,638.31	18,567.96
b)	Actual return on plan assets	1,310.14	1,125.79
c)	Employer contribution	1,555.20	1,306.11
d)	Benefits paid	(2,935.68)	(2,828.70)
e)	Fair value of plan assets at the end of the period	18,567.96	18,171.16

Major categories of plan assets (as percentage of total plan assets)

		31-03-2020	31-03-2021
a)	Government of India Securities	-	-
b)	State Government securities	-	-
c)	High Quality Corporate Bonds	-	-
d)	Equity Shares of listed companies	-	-
e)	Property	-	-
f)	Funds Managed by Insurer	100%	100%
g)	Bank Balance	-	-
	Total	**100%**	**100%**

Change in Net Defined Benefit Obligation

		31-03-2020	31-03-2021
a)	Net defined benefit liability at the start of the period	1,555.20	1,306.11
b)	Acquisition adjustment	-	-
c)	Total Service Cost	1,217.33	1,151.79
d)	Net Interest cost (Income)	5.90	88.16
e)	Re-measurements	82.88	289.90
f)	Contribution paid to the Fund	(1,555.20)	(1,306.11)
g)	Benefit paid directly by the enterprise	-	-
h)	Net defined benefit liability at the end of the period	1,306.11	1,529.85

Bifurcation of PBO at the end of year in current and non current

		31-03-2021
a)	Current liability (Amount due within one year)	2,141.10
b)	Non-Current liability (Amount due over one year)	17,559.92
	Total PBO at the end of year	**19,701.01**

Expected contribution for the next Annual reporting period

		31-03-2021
a)	Service Cost	1,060.19
b)	Net Interest Cost	103.26
c)	Expected Expense for the next annual reporting period	1,163.46

North Eastern Electric Power Co. New Delhi

Sensitivity Analysis of the defined benefit obligation

a) Impact of the change in discount rate		
	Present Value of Obligation at the end of the period	**19,701.01**
a)	Impact due to increase of 0.50%	(530.82)
b)	Impact due to decrease of 0.50 %	557.79
b) Impact of the change in salary increase		
	Present Value of Obligation at the end of the period	**19,701.01**
a)	Impact due to increase of 0.50%	185.00
b)	Impact due to decrease of 0.50 %	(193.85)

Maturity Profile of Defined Benefit Obligation

	Year	Amount
a)	0 to 1 Year	-
b)	1 to 2 Year	-
c)	2 to 3 Year	-
d)	3 to 4 Year	-
e)	4 to 5 Year	-
f)	5 to 6 Year	-
g)	6 Year onwards	-

Actuarial Valuation of Leave Encashment

Summary of results

	Assets / Liability	31-03-2020	31-03-2021
a	Present value of obligation	13,251.63	14,761.46
b	Fair value of plan assets	-	-
c	Net assets / (liability) recognized in balance sheet as provision	(13,251.63)	(14,761.46)

Summary of membership data

	As at	31-03-2020	31-03-2021
a)	Number of employees	2163	2038
b)	Total Monthly Salary for (Lakhs) leave encashment	2167.42	2102.40
c)	Total Monthly Salary for (Lakhs) leave availment	-	4204.8
d)	Average Past Service (Years)	-	23.36
e)	Average Age (Years)	-	49.9
f)	Average remaining (Years) working life	-	10.1
g)	Leave balance considered on valuation date	-	3,89,098
h)	Weighted average duration of PBO	-	9.06

Economic Assumptions

	31-03-2020	31-03-2021
i) Discounting Rate	6.75	6.75
ii) Future salary Increase	6.5	6.5

Demographic Assumption

i) Retirement Age (Years)	60	60
ii) Mortality rates inclusive of provision for disability **	100 % of IALM (2006 - 08)	100 % of IALM (2012 - 14)

iii) Ages	Withdrawal Rate (%)	Withdrawal Rate (%)
Up to 30 Years	-	0.1
From 31 to 44 years	-	0.3
Above 44 years	-	0.6
iv) Leave		
Leave Availment Rate	-	Nil
Leave Lapse rate while in service	-	Nil
Leave Lapse rate on exit	-	Nil
Leave encashment Rate while in service	-	Nil

Scale of Benefits

a)	Salary for calculation of Earned Leave	Last drawn qualifying salary
b)	Vesting Period	Nil
c)	Benefits	
1	Yearly accrual	30 days
2	Maximum accumulation	As per Company Policy
3	Total Leave Days	3,89,288
4	Availment in service (Compensated absence)	Yes
5	Leave encashment in service	No
6	Leave encashment on exit	Yes
7	Month to be treated as	30 days
8	Leave Lapse	Yes (above 300 days)
d)	Benefit on normal retirement	Maximum upto 300 days or Actual Accumulation whichever is less
e)	Benefit on early retirement/ withdrawal/ resignation/death	Same as normal retirement benefit

Plan Liability:

Date Ending	31-03-2020	31-03-2021
Present value of obligation as at the end of the period	**13,251.63**	**14,761.46**

Service Cost:

		31-03-2020	31-03-2021
a)	Current Service Cost	2,306.24	1,690.16
b)	Past Service Cost including curtailment Gains/Losses	-	-
c)	Gains or Losses on Non routine settlements	-	-
d)	Total Service Cost	2,306.24	1,690.16

Net Interest Cost:

		31-03-2020	31-03-2021
a)	Interest Cost on Defined Benefit Obligation	647.83	894.49
b)	Interest Income on Plan Assets	-	-
c)	Net Interest Cost (Income)	647.83	894.49

Table showing Change in Benefit Obligation:

		31-03-2020	31-03-2021
a)	Present value of obligation as at the beginning of the period	10,377.70	13,251.63
b)	Acquisition adjustment	-	-
c)	Interest Cost	647.83	894.49
d)	Service Cost	2,306.24	1,690.16

e)	Past Service Cost including curtailment Gains/Losses	-	-
f)	Benefits Paid	(-1,560.36)	(-1,093.84)
g)	Total Actuarial (Gain)/Loss on Obligation	1,480.22	19.03
h)	Present value of obligation as at the End of the period	13,251.63	14,761.46

Actuarial Gain/Loss on Obligation

		31-03-2020	31-03-2021
a)	Actuarial (Gain)/Loss on arising from Change in Demographic Assumption	-	-
b)	Actuarial (Gain)/Loss on arising from Change in Financial Assumption	139.88	-
c)	Actuarial (Gain)/Loss on arising from Experience Adjustment	1,340.34	(-180.97)

Actuarial Gain/Loss on Plan Asset

		31-03-2020	31-03-2021
a)	Expected Interest Income	-	-
b)	Actual Income on Plan Asset	-	-
c)	Actuarial gain /(loss) for the year on Asset	-	-

Balance Sheet and related analysis

		31-03-2020	31-03-2021
a)	Present Value of the obligation at end	13,251.63	14,761.46
b)	Fair value of plan assets	-	-
c)	Unfunded Liability/provision in Balance Sheet	(-13,251.63)	(-14,761.46)

The amounts recognized in the income statement

		31-03-2020	31-03-2021
a)	Total Service Cost	2,306.24	1,690.16
b)	Net Interest Cost	647.83	894.49
c)	Net actuarial (gain) / loss recognized in the period	1,480.22	19.03
d)	Expense recognized in the Income Statement	4,434.29	2,603.67

Change in Net Defined Benefit Obligation

		31-03-2020	31-03-2021
a)	Net defined benefit liability at the start of the period	10,377.70	13,251.63
b)	Acquisition adjustment	-	-
c)	Total Service Cost	2,306.24	1,690.16
d)	Net Interest cost (Income)	647.83	894.49
e)	Re-measurements	1,480.22	19.03
f)	Contribution paid to the Fund	-	-
g)	Benefit paid directly by the enterprise	(-1,560.36)	(-1,093.84)
h)	Net defined benefit liability at the end of the period	13,251.63	14,761.46

Bifurcation of PBO at the end of year in current and non current

		31-03-2020	31-03-2021
a)	Current liability (Amount due within one year)	1,017.56	1,129.90
b)	Non-Current liability (Amount due over one year)	12,234.08	13,631.57
	Total PBO at the end of year	**13,251.63**	**14,761.46**

नॉर्थ ईस्टर्न इलेक्ट्रिक पावर कॉर्पोरेशन नई दिल्ली
NEEPCO
North Eastern Electric Power Corporation
New Delhi

Expected contribution for the next Annual reporting period

		31-03-2021
a)	Service Cost	1,734.48
b)	Net Interest Cost	996.40
c)	Expected Expense for the next annual reporting period	2,730.88

Sensitivity Analysis of the defined benefit obligation

a) Impact of the change in discount rate		
	Present Value of Obligation at the end of the period	**14,761.46**
a)	Impact due to increase of 0.50%	(508.47)
b)	Impact due to decrease of 0.50%	539.98
b) Impact of the change in salary increase		
	Present Value of Obligation at the end of the period	**14,761.46**
a)	Impact due to increase of 0.50%	537.66
b)	Impact due to decrease of 0.50%	(509.22)

Actuarial Valuation of Post Retirement Medical Benefit Liability

Summary of results

	Assets / Liability	**31-03-2020**	**31-03-2021**
a	Present value of obligation	7,025.95	8,536.57
b	Fair value of plan assets	-	7,024.04
c	Net assets / (liability) recognized in balance sheet as provision	(7,025.95)	(1,512.53)

Summary of membership data

	As at	**31-03-2020**	**31-03-2021**
In Service Emp			
a)	Number of employees	2163	2038
b)	Average Past Service (Years)	-	23.36
c)	Average Age (Years)	-	49.9
d)	Average remaining (Years) working life	-	10.1
e)	Weighted average remaining working life	-	9.06
f)	Number of Retired Employee	1424	1539
g)	Average Age (Years)	-	65.92
	Yearly Cost per Retiree		
	(a) Out Patient treatment cost		25,400.00
	(b) In-patient treatment cost		

Economic Assumptions

		31-03-2020	**31-03-2021**
a)	Discounting Rate	6.75	6.75
	Future Medical Cost Increase		
b)	a) Outdoor Treatment	Nil	2
	b) Indoor Treatment		

Demographic Assumption

i) Retirement Age (Years)	60	60
ii) Mortality rates inclusive of provision for disability **	100% of IALM (2006- 08)	100% of IALM (2012 - 14)
iii) Ages	Withdrawal Rate (%)	Withdrawal Rate (%)
Up to 30 Years	0.1	0.1
From 31 to 44 years	0.3	0.3
Above 44 years	0.6	0.6

Mortality & Morbidity rates

a) While in service - 100% of IALM (2012-14) rates have been assumed which also includes the allowance for disability benefits

Age	Mortality Rate	Age	Mortality Rate
15	0.000698	40	0.00168
20	0.000924	45	0.002579
25	0.000931	50	0.004436
30	0.000977	55	0.007513
35	0.001202	60	0.011162

b) After Retirement - 100% of (1996-98) rates have been assumed

Age	Rate	Age	Rate
50	0.004243	80	0.070802
60	0.010907	85	0.106891
65	0.01389	90	0.151539
70	0.024301	100	0.266511
75	0.043272		

Plan Liability

Date Ending	31-03-2020	31-03-2021
Present value of obligation as at the end of the period	7,025.95	8,536.57

Service Cost

		31-03-2020	31-03-2021
a)	Current Service Cost	696.93	581.54
b)	Past Service Cost including curtailment Gains/Losses	-	-
c)	Gains or Losses on Non routine settlements	-	-
d)	Total Service Cost	696.93	581.54

Net Interest Cost

		31-03-2020	31-03-2021
a)	Interest Cost on Defined Benefit Obligation	386.12	474.25
b)	Interest Income on Plan Assets	-	335.93
c)	Net Interest Cost (Income)	386.12	138.32

Change in Present Benefit Obligation

		31-03-2020	31-03-2021
a)	Present value of obligation as at the beginning of the period	5,902.82	7,025.95
b)	Interest Cost	386.12	474.25
c)	Service Cost	696.93	581.54
d)	Benefits Paid	(365.06)	(415.53)
e)	Total Actuarial (Gain)/Loss on Obligation	405.14	870.36
f)	Present value of obligation as at the End of the period	7,025.95	8,536.57

Actuarial (Gain)/Loss on Obligation

		31-03-2020	31-03-2021
a)	Actuarial (Gain)/Loss on arising from Change in Demographic Assumption	-	-
b)	Actuarial (Gain)/Loss on arising from Change in Financial Assumption	444.63	1,207.75
c)	Actuarial (Gain)/Loss on arising from Experience Adjustment	(39.50)	(337.39)

Actuarial (Gain)/Loss on Plan Asset

		31-03-2020	31-03-2021
a)	Expected Interest Income	-	335.93
b)	Actual Income on Plan Asset	-	237.88
c)	Actuarial gain /(loss) for the year on Asset	-	(98.04)

Balance Sheet and related analysis

		31-03-2020	31-03-2021
a)	Present Value of the obligation at end	7,025.95	8,536.57
b)	Fair value of plan assets	-	7,024.04
c)	Unfunded Liability/provision in Balance Sheet	(7,025.95)	(1,512.53)
d)	Unfunded liability recognized in Balance Sheet	(7,025.95)	(1,512.53)

The amounts recognized in the income statement

		31-03-2020	31-03-2021
a)	Service Cost	696.93	581.54
b)	Net Interest Cost	386.12	138.32
c)	Expense recognized in the Income Statement	1,083.05	719.87

Other Comprehensive Income (OCI)

		31-03-2020	31-03-2021
a)	Net cumulative unrecognized actuarial gain/(loss) opening	-	-
b)	Actuarial gain / (loss) for the year on PBO	(405.14)	(870.36)
c)	Actuarial gain /(loss) for the year on Asset	-	(98.04)
d)	Unrecognized actuarial gain/(loss) at the end of the year	(405.14)	(968.40)

Change in plan assets

		31-03-2020	31-03-2021
a)	Fair value of plan assets at the beginning of the period	-	-
b)	Actual return on plan assets	-	237.88
c)	Employer contribution	-	7,025.95
d)	Benefits paid	-	(239.80)
e)	Fair value of plan assets at the end of the period	-	7,024.04

Major categories of plan assets (as percentage of total plan assets)

		31-03-2020	31-03-2021
a)	Government of India Securities	-	-
b)	State Government securities	-	-
c)	High Quality Corporate Bonds	-	-
d)	Equity Shares of listed companies	-	-
e)	Property	-	-
f)	Funds Managed by Insurer	100%	100%
	Total	**100%**	**100%**

Change in Net Defined Benefit Obligation

		31-03-2020	31-03-2021
a)	Net defined benefit liability at the start of the period	5,902.82	7,025.95
b)	Service Cost	696.93	581.54
c)	Net Interest cost (Income)	386.12	138.32
d)	Re-measurements	405.14	968.40
e)	Contribution paid to the Fund	-	(7,025.95)
f)	Benefit paid directly by the enterprise	(365.06)	(175.74)
g)	Net defined benefit liability at the end of the period	7,025.95	1,512.53

Bifurcation of PBO at the end of year in current and non current

		31-03-2020	31-03-2021
a)	Current liability (Amount due within one year)	-	441.98
b)	Non-Current liability (Amount due over one year)	-	8,094.59
	Total PBO at the end of year	**-**	**8,536.57**

Expected contribution for the next Annual reporting period

		31-03-2020	31-03-2021
a)	Service Cost	-	-
b)	Net Interest Cost	-	-
c)	Expected Expense for the next annual reporting period	-	-

Sensitivity Analysis of the defined benefit obligation

a) Impact of the change in discount rate		
	Present Value of Obligation at the end of the period	**8,536.57**
a)	Impact due to increase of 0.50 %	-
b)	Impact due to decrease of 0.50 %	-
b) Impact of Medical Cost Rate		
	Present Value of Obligation at the end of the period	**8,536.57**
a)	Impact due to increase of 0.50 %	-
b)	Impact due to decrease of 0.50 %	-

AWARD OF GOLD COIN ON RETIREMENT

Summary of results:

	Assets / Liability	**31-03-2021**
a	Present value of obligation	288
b	Fair value of plan assets	-
c	Net assets / (liability) recognized in balance sheet as provision	(-288)

Summary of membership data:

	As at	**31-03-2021**
a)	Number of employees	2038
b)	Total Monthly Salary (Lakhs)	N/A
c)	Average Past Service (Years)	23.36
d)	Average Age (Years)	49.9
e)	Average remaining working life (Years)	10.1

Economic Assumptions:

	31-03-2021
i) Discounting Rate	6.75%
ii) Gold Coin Escalation rate	6.50%

Demographic Assumption:

i) Retirement Age (Years)	60
ii) Mortality Table	IALM(2012-14)
iii) Ages	**Withdrawal Rate (%)**
Up to 30 Years	0.01%
From 31 to 44 years	0.03%
Above 44 years	0.06%

Actuarial Value:

Present value of obligation as at the end of period (31/03/2021)	288.18

Bifurcation of PBO at the end of year as per schedule III to the companies Act, 2013:

		31-03-2021
a)	Current liability (Amount due within one year)	9.14
b)	Non-Current liability (Amount due over one year)	279.04
c)	**Total PBO at the end of year**	**288.18**

Note No. 21: Current Liabilities

(₹ in lakhs)

Particulars	As at 31st March 2021	As at 31st March 2020	As at 1st April 2019
Short Term Loan for construction Projects			
Secured by pari passu charge over assets of the Kameng Hydro Electric Power Project (600 MW) situated at Arunachal Pradesh. The short term loan has been sanctioned by Canara Bank, Shillong on 25th February 2019 at the rate of MCLR 1 year with annual reset. The last MCLR is at the rate of 8.65% pa. The loan is available for drawal upto one year from the date of sanction. Each tranche of the loan availed shall be repaid within 12 months from the date of its availment.	-	40000.00	10000.00
Add: Interest accrued but not due	-	80.58	33.18
Short Term Loan (Net)	-	40080.58	10033.18
Working capital Demand Loan			
(i) State Bank of India, Shillong			
Secured against hypothecation of book debts and all other inventories of the company both present and future to the extent of drawal. The **Cash Credit (CC)** sanctioned by SBI, Shillong on 17.06.2020 at the rate of 1 year MCLR months plus NIL margin. The last MCLR i.e. on 31.03.2021 is at the rate of 7.00% p.a. The tenor of the loan is up to 16.06.2021	6174.67	4319.90	-
Add: Interest accrued but not due	-	9.48	-
Working Capital Demand Loan (Net)	6174.67	4329.38	-

Secured against hypothecation of book debts and all other inventories of the company both present and future to the extent of drawal. The Working Capital Demand Loan (WCDL) sanctioned by SBI, Shillong on 17.06.2020 at the rate of 1 year MCLR months plus NIL margin. The last MCLR i.e. on 31.03.2021 is at the rate of 7.00% p.a. The tenure of the loan is up to 16.06.2021	13000.00	21450.00	11136.63
Add: Interest accrued but not due	23.08	45.30	-
Working capital demand loan (Net)	13023.08	21495.30	11136.63
(ii) Axis Bank, Shillong The Working Capital Demand Loan (WCDL) sanctioned by Axis Bank, Shillong on 21.12.2020 This is Unsecured Loan at the rate of external benchmark plus spread i.e. 3M plus spread. The last 3M MIBOR plus spread i.e. on 31.03.2021 is at the rate of 6.00% p.a.	9100.00	13500.00	7100.00
(iii) ICICI Bank, Shillong The Working Capital Facilties in form of Short Term Loan (STL) sanctioned by ICICI Bank, Shillong on 12.11.2020. This is Unsecured Loan at the rate of external benchmark link rate. The last external benchmark link rate i.e. on 31.03.2021 is at the rate of 6.00% p.a.	8500.00	1500.00	-
Total	**36797.75**	**80905.26**	**28269.81**

Note No. 22: Trade Payables

(₹ in lakhs)

Particulars	As at 31st March 2021	As at 31st March 2020	As at 1st April 2019
Total outstanding dues of micro enterprises and small entreprises	434.36	206.99	277.15
Total outstanding dues of creditors other than micro entreprises and small enterprises	8148.95	9483.71	7308.48
Total	**8583.31**	**9690.70**	**7585.63**

The trade payable includes payment for fuel cost for the month of 31st March 2021 and provisions made on contractors/ suppliers for March 2021.

(₹ in lakhs)

Particulars	As at 31st March 2021	As at 31st March 2020	As at 1st April 2019
Creditors for suppliers and services	8583.31	9690.70	7585.63

The amount due to Micro and Small Enterprises as defined in the "The Micro, Small and Medium Enterprises Development Act, 2006" has been determined to the extent such parties have been identified on the basis of information available with the Company. The disclosures relating to Micro and Small Enterprises are as under:

(₹ in lakhs)

Description	As at 31st March 2021	As at 31st March 2020	As at 1st April 2019
i. The principal amount remaining unpaid to supplier as at the end of the year	434.36	206.99	277.15
ii. The interest due thereon remaining unpaid to supplier as at the end of the year	-	-	-
iii. The amount of interest due and payable for the period of delay in making payment (which have been paid but beyond the appointed day during the year) but without adding the interest specified under this Act	-	-	-
iv. The amount of interest accrued during the year and remaining unpaid at the end of the year	-	-	-

The amount payable to MSME as on 31st March 2021 is not outstanding for more than 45 days & accordingly no interest is due on the said outstanding amount.

Current Liabilities

Note No. 23: Other Financial Liablities

(₹ in lakhs)

Particulars	As at 31st March 2021	As at 31st March 2020	As at 1st April 2019
I. SECURED BORROWINGS **A. PRIVATELY PLACED PSU BONDS**			
a. Seventeenth issue 3 years 2 months NEEPCO 7.80% Secured, Redeemable, Non-Convertible, Taxable Bonds of ₹10,00,000 each, redeemable at par on 27-05-2020. (The assets attached to the earth as well as other movable assets of the Kameng Hydro Electric Project, Arunachal Pradesh and the landed property of the Corporation in the District of Mehsana, Gujarat have been charged by way of pari passu mortgage through a Trust Deed with the appointed Debenture Trustee).	-	30000.00	-
b. Fifteenth issue 10 years NEEPCO 9.15% Secured, Redeemable, Non-Convertible, Taxable Bonds of ₹10,00,000/- each, redeemable at 20% of face value on 25-03-2021; 25-03-2022; 25-03-2023; 25-03-2024 & 25-03-2025. (The assets of the Agartala Gas Turbine Project (original open-cycle plant) in Tripura, assets except the Gas Turbines & Steam Turbines in the Assam Gas Based Project, Assam, assets except Plant & Machinery in the generating station in the Ranganadi Hydro Electric Project, Arunachal Pradesh and the landed property of the Corporation in the District of Mehsana, Gujarat have been charged by way of mortgage through a Trust Deed with the appointed Debenture Trustee).	12000.00	12000.00	-
c. Fourteenth issue 10 years NEEPCO 9.60% Secured, Redeemable, Non-Convertible, Taxable Bonds of ₹10,00,000 each, redeemable at 20% of face value on 01-10-2020; 01-10-2021; 01-10-2022; 01-10-2023 & 01-10-2024. (The assets attached to the earth as well as other movable assets of the Kameng Hydro Electric Project, Arunachal Pradesh and the landed property of the Corporation in the District of Mehsana, Gujarat have been charged by way of pari passu mortgage through a Trust Deed with the appointed Debenture Trustee).	50000.00	50000.00	-
d. Thirteenth issue 10 years NEEPCO 9.00% Secured, Redeemable, Non-Convertible, Taxable Bonds of ₹ 10,00,000/- each, redeemable at 20% of face value on 15-03-2019; 15-03-2020;15-03-2021, 15-03-2022 & 15-03-2023. (The Steam Turbines of the Assam Gas Based Power Plant, Assam and the landed property of the Corporation in the District of Mehsana, Gujarat have been charged by way of mortgage through a Trust Deed with the appointed Debenture Trustee).	1450.00	1450.00	1450.00
e. Twelfth issue 10 years NEEPCO 9.25% Secured, Redeemable, Non-Convertible, Taxable Bonds of ₹10,00,000/- each, redeemable at 20% of face value on 27-06-2018; 27-06-2019; 27-06-2020; 27-06-2021 & 27-06-2022. (All the Plant and Machinery in the Generating Station of the Ranganadi Hydro Electric Project, Arunachal Pradesh and the landed property of the Corporation in the District of Mehsana, Gujarat have been charged by way of mortgage through a Trust Deed with the appointed Debenture Trustee).	2400.00	2400.00	2400.00

xii. Eleventh issue 10 years NEEPCO 10.20% Secured, Redeemable, Non-Convertible, Taxable Bonds of ₹10,00,000 each, redeemable at par on 15-12-2021 with a put & call option on 15-12-2018. (The Gas Turbines of the Assam Gas Based Power Project, Assam and the landed property of the Corporation in the District of Mehsana, Gujarat have been charged by way of pari passu mortgage through a Trust Deed with the appointed Debenture Trustee).	4000.00	-	-
B. SECURED TERM LOANS **i. Rupee Loans:** **Medium Term Coporate Loan from Canara Bank** Secured by pari passu charge over assets of the Kameng Hydro Electric Power Project (600 MW) situated at Arunachal Pradesh. The loan is repayble in 16 structured quarterly installment after 1 year moratorium from first drawal on 03-02-2020.	12500.00	-	-
Foreign Currency Loan **External Commercial Borrowing** [Secured by Hypothecation of all movable & immovable assets (including plant, machinery) created / to be created in respect of Tripura Gas Based Power Plant, Agartala and Agartala Gas Turbine Projects–Extension, Agartala. [SBI, Singapore has sanctioned 100 million US Dollar ECB loan @ interest rate of 3 months LIBOR plus 3.05% p.a. as margin (margin has been reduced to 2.75% p.a. w.e.f 20th March 2018). The agreement was signed on 9.12.2013. The last drawal was on 4th June 2014. The ECB loan is repayable in 39 equal quarterly installments w.e.f. 20.06.2014]	7538.64	7731.58	7094.21
Sub-Total	89888.64	103581.58	10944.21
II Unsecured Borrowings			
Foreign Currency Loan **Loan from Kfw, Germany** **(Gurarnteed by the Government of India)** (Loan of 80 million and 20 million EURO was sanctioned from KFW, Germany under the Indo-German Bilateral Development Cooperation Programme. The loan agreement 80 million and 20 million EURO was executed on 11th December 2008 & 20th December 2017 at fixed interest rate of 3.46% p.a. & 0.85% p.a. respectively. The loan is guranteed by Govt of India. The last loan installment of 80 million EURO was received on 03.03.2016 & 20 million EURO was received on 16.08.2018. The loans are repayble in 30 equal half-yearly installments w.e.f. 30-12-2013 & 20 equal half-yearly installments w.e.f. 30-12-2020 respectively.)	6314.50	5260.36	4144.65
Sub-Total	**6314.50**	**5260.36**	**4144.65**
Sub total of borrowings	**96203.14**	**108841.94**	**15088.86**
III Interest accrued but not due on:			
Bonds	6585.26	6350.14	18367.64
Loans from Kfw	332.70	361.00	373.61
External Commercial Borrowing	13.55	25.48	50.15
Medium Term Loan	130.89	136.59	-
Short term borrowing & Working Capital Loan	-	-	-
Sub-total	**7062.40**	**6873.21**	**18791.40**

IV. Other liabilities			
Payable for Capital Expenditure			
- micro and small enterprises	28.22	189.96	367.89
- other than micro and small enterprises	11864.92	11221.18	11384.82
Payables for employees Benefits	991.56	2142.45	23312.26
Other Provisions	2.74	4.61	213.85
Advance from Beneficiaries	2275.00	2147.92	-
Advance from REC for Deen Dayal Upadhaya Gram Jyoti Yogana & Pradhan Mantri Sahaj Bijli Har Ghar Yojana	204.27	275.31	2569.85
Lease Liability - Asset under Lease	522.66	592.10	-
Sub-Total	15889.37	16573.53	37848.67
Total	**119154.91**	**132288.68**	**71728.93**

Creditor for Capital expenditure represents amount payable to contractor in respect of work done & measured at the reporting date.

The amount due to Micro and Small Enterprises as defined in the "The Micro, Small and Medium Enterprises Development Act, 2006" has been determined to the extent such parties have been identified on the basis of information available with the Company. The disclosures relating to Micro and Small Enterprises are as under:

Description	As at 31st March 2021	As at 31st March 2020	As at 01.04.2019
i. The principal amount remaining unpaid to supplier as at the end of the year	28.22	189.96	367.89
ii. The interest due thereon remaining unpaid to supplier as at the end of the year	-	-	-
iii. The amount of interest due and payable for the period of delay in making payment (which have been paid but beyond the appointed day during the year) but without adding the interest specified under this Act	-	-	-
iv. The amount of interest accrued during the year and remaining unpaid at the end of the year	-	-	-

The amount payable to MSME as on 31st March 2021 is not outstanding for more than 45 days & accordingly no interest is due on the said outstanding amount.

Note No. 24: Other Current Liabilities

(₹ in lakhs)

Particulars	As at 31st March 2021	As at 31st March 2020	As at 1st April 2019
Retention money from Contractors & Others	10028.92	11577.76	11402.67
Other Statutory Dues ::			
Direct & Indirect Taxes Payables	780.57	749.06	2400.94
Other Statutory Dues (CPF, LIP NESSS etc)	1296.53	1336.62	2227.01
Total	**12106.02**	**13663.44**	**16030.62**

(i) Retetntion money received from Contractors & others relates to security deposit, earnest money deducted from works/ supply bill which will be settled on completion of work after defect liability period as stipulated by the terms of contract/ supply order.

(ii) Direct & Indirect taxes includes TDS on provision as on 31st March 2021 & indirect tax like GST deducted from works / supply bill of March 2021 not due and not deposited upto the reporting date.

(iii) Other Statutory Dues Payable includes Corporation contribution to Provident fund, LIC premium deducted, Pension contribution, employees contribution to Provident fund and other deduction made during March not due & not deposited upto the reporting date.

Note No. 25: Provisions

(₹ in lakhs)

Particulars	As at 31st March 2021	As at 31st March 2020	As at 1st April 2019
Employee benefits			
Gratuity	1529.85	1306.11	1560.89
Medical benefit for retired employees	441.98	438.34	352.55
Leave encashment	14761.47	13251.64	10377.70
Other retirement benefits	9.14	14.87	0.62
Total	**16742.44**	**15010.96**	**12291.76**

The provision for employee benefits includes gratuity, Leave Encashment, Post retirement medical benefit, Gold Coin at retirement. The increase/ decrease in the carrying amount of the provision for the current year is mainly on account of net impact of incremental charge for current year and benefits paid in the current year.

1. Defined Contribution Plan

The Company participates in a number of defined contribution plans on behalf of relevant personnel. Any expense recognised in relation to these schemes represents the value of contributions payable during the period by them at rates specified by the rules of those plans. The only amounts included in the balance sheet are those relating to the prior months contributions that were not due to be paid until after the end of the reporting period. The major defined contribution plans operated by the Company are as below:

a) Provident fund

In accordance with Indian law, eligible employees of the Company are entitled to receive benefits in respect of provident fund, a defined contribution plan, in which both employees and the Company make monthly contributions at a specified percentage of the covered employees' salary. Company pays fixed contribution at predetermined rates to the Provident Fund Trust, which invests the fund in permitted securities as per Government guidelines. The Companies contribution to the fund for the period was ₹3351.80 lakhs (previous year ₹3340.19 lakhs). The investment has earned sufficient interest to pay the same to the member as per the rate specified by the Government of India.

b) Superannuation fund

In terms of the Guidelines of Department of Public Enterprise (DPE), Govt.of India (GOI) issued vide O.M. no.2(70)/08-DPE (WC) / GL-xiv/08 dt.26.11.2008 and OM. No. 2(70)/08-DPE (WC) / GL-vii/09 dt.02.04.2009, the Company has formulated the NEEPCO Employees Defined Contribution Superannuation Benefit Scheme.

The Companies contribution to the trust managing this scheme for the period was ₹2324.90 lakhs (previous year ₹2280.70 lakhs).

2. Defined benefit plans

a. Retiring gratuity

The Company has a defined benefit gratuity plan. Every employee who has rendered continuous service of five years or more is entitled to get gratuity at 15 days salary (15/26 x last drawn basic salary plus dearness allowance) for each completed year of service subject to a maximum of ₹20.00 lakhs, on superannuation, resignation, termination, disablement or on death. The liability for the same is recognized on the basis of actuarial valuation.

The Board of Directors in their meeting held on 01.04.2013 has approved the creation of Gratuity Fund Trust vide its Resolution No.195/16 dt.1.4.2013 in order to meet the requirement of funds for payment of Gratuity to the employees separated from the services of the Corporation. Accordingly NEEPCO Employees Group Gratuity Assurance Fund Trust has been constituted on 25thJune, 2013 and a Master Policy, named as North Eastern Electric Power Corporation Ltd Employees Group Gratuity -cum-Life Assurance (cash accumulation) Scheme, has been taken from the Life Insurance Corporation of India on 5th August, 2013. Transactions with LICI during the FY 2020-21 for assessing fund balance as on 31.03.2021 are as per books of NEEPCO.

Details of Funded Assets with LIC

(₹ in lakhs)

Particulars	31.03.2021	31.03.2020	31.03.2019
Opening Balance	18567.96	18638.31	11025.31
Transactions during the year (Net Debit)	1522.59	1380.49	6821.34
Interest earned during the year (Net Credit)	1125.79	1310.14	791.66
Closing Balance	18171.16	18567.96	18638.31

STANDALONE FINANCIAL STATEMENTS

b. Post-Retirement Medical Benefit scheme

The Company has a Contributory Scheme for Post-Retirement Medical Facilities for Superannuated Employees. Under the scheme the retired/ deceased employee and spouse of retiree/ deceased are provided medical facilities on contributory basis which is as follows:

Reimbursement of medical expenses incurred for indoor treatment restricted to the rates of nearest authorized/ approved hospital.

For out-patient/ domiciliary treatment taken in empanelled hospitals, reimbursement are allowed for clinical tests, examination, cost of medicines and other OPD expenses at actual subject to a ceiling of maximum of last basic per annum, whichever is less.. The liability for the same is recognized on the basis of actuarial valuation.

c. Other retirement benefit on Superannuation

To nurture a good organizational culture and appreciate the sincere services rendered by the employee, the Corporation is providing a Gold Coin to the retiring employee on the date of retirement. The liability for the same is recognized on the basis of actuarial valuation.

3. Other Employee benefit

a. Leave

The Company provides for earned leave benefits (including compensatory absences) and half pay leave to the employees of the Company which accrue annually at 30 days and 20 days respectively. Earned leave account is maintained in one section only i.e. en-cashable. On Superannuation/ separation of the employee from the Corporation, entire leave (Earned leave & Maximum 240 days Half Pay Leave) subject to a ceiling of 300 days will be en-cashable. Half pay leave cannot be commuted. The cash equivalent payable for Half Pay Leave would be equal to leave salary as admissible for half pay plus Dearness Allowance. The liability for the same is recognized on the basis of actuarial valuation.

b. Social Security Scheme

The Company has a Social Security Scheme in lieu of compassionate appointment. The Company makes a matching contribution to the scheme. The objective of the scheme is to provide cash benefits to the dependent beneficiaries in the event of the death of an employee of the Company while in service including permanent total disablement leading to cessation of employment.

Note No. 26: Deferred Revenue (Non-Current)

(₹ in lakhs)

Particulars	As at 31st March 2021	As at 31st March 2020	As at 1st April 2019
Deferred Revenue arising from Government Grant	26004.23	27614.95	29208.21
Less : Adjusted during the year	1610.72	1610.72	1593.26
Total	**24393.51**	**26004.23**	**27614.95**

Deferred Revenue (Current)

(₹ in lakhs)

Particulars	As at 31st March 2021	As at 31st March 2020	As at 1st April 2019
a) Deferred Revenue arising from Government Grant	1610.72	1593.26	1851.30
Add : Addition during the year	1610.72	1610.72	1593.26
Less : Adjusted during the year	1610.72	1593.26	1851.30
Sub-total	**1610.72**	**1610.72**	**1593.26**
b) Deferred Foreign Currency Fluctuation liabilities	6059.27	5601.45	509.55
Total	**7669.99**	**7212.17**	**2102.81**

Note on Government Grant (Ind AS 20)

NEEPCO's approved Accounting Policy includes policy of recognition and accounting of "Government grant" (para 14 of note 1 - Summary of Significant Accounting Policies).

Govt. of India has approved a Sub-ordinate loan amounting to ₹29196.42 Lakh to NEEPCO for implementation of Tuirial HEP with interest @1% per annum payable from the "Date of Commercial Operation" of the project. Of the aforesaid loan amount, NEEPCO has received ₹29096.42 lakh till 31.03.2015 and the balance ₹100.00 lakh has been received during the

FY 2015-16. The loan amount (₹29096.42 lakh) received till 31.03.2015 has been recognized in books of NEEPCO as on 01.04.2015 (Ind AS Transition date) at its carrying value in compliance to the Ind AS 101 (Exception to the retrospective application). However, for the loan amount (₹100.00 lakh) received during the FY 2015-16, the benefit of the loan due to below market rate of interest (considered SBI base rate @9.70% effective as on June, 15) amounting to ₹82.64 lakh has been treated as a govt. grant and recognized in the Books of NEEPCO accordingly.

Spares out of Grant in Aid

During the current year, repairs & maintenance has been debited and Stock of Spares has been credited by an amount of ₹26.72 lakhs (Previous year ₹9.26 lakhs) for spares purchased out of Grant-in-aid received from the Central Govt. An equivalent amount has been recognized as income in the statement of Profit & Loss.

Grant from Ministry of Development of North Eastern Region

As per the Investment Approval sanctioned vide the Ministry of Power's letter no.7/7/2009-H-I dated 14th January, 2011, an amount of ₹300.00 crores has been sanctioned by the Ministry of Development of North Eastern Region (MDONER) as a part of the approved funding pattern for the Tuirial Hydro Electric Project, Mizoram. The total amount of ₹300.00 crores are included in Grant in Aid which is subjected to amortisation during normative useful life of the project since its commissioning.

Note No. 27: Revenue from Operations

(₹ in lakhs)

Particulars	For the year ended 31-Mar-21	For the year ended 31-Mar-20
Sale of Energy	203936.44	207394.26
Sale of Energy through trading	15776.03	2161.49
Electricity Duty	1564.69	1046.06
Revenue from DSM	2819.97	2971.54
Revenue from RRAS	892.46	488.94
Others ::		
CERC filling fee from the beneficiaries	-	145.41
FERV (Net) from the beneficairies	1547.99	32.55
NERLDC Fees & Other Charges from the beneficiaries	319.56	738.24
Sale of Electricity (Net)	**226857.14**	**214978.49**
Other operating Revenue ::		
Interest from the beneficiaries	341.56	4.53
Recognition from deferred revenue - Govt. grant	1610.72	1593.26
Net Revenue from Operation	**228809.42**	**216576.28**

a. Sale of Power is accounted for based on tariff approved by the Central Electricity Regulatory Commission (CERC). In case of power stations where final tariff is yet to be approved by CERC, the sale of energy is provided for on the basis of provisional rate considering the Annual Fixed Cost submitted before the CERC through Tariff Petition as per the principles enunciated in the Central Electricity Regulatory Commission (Terms & Conditions of Tariff) Regulations 2019. For projects for which neither CERC approved tariff is available nor petition pending with the CERC, sale of energy is accounted for on the basis of tariff as agreed by the beneficiaries. Revenue from sale of power includes sales delivered to customers but not yet billed, commonly referred to as "Unbilled revenue".

b. Sale of energy includes ₹6903.18 lakhs (previous year ₹3826.51 lakh) being the revenue for the year recognised based on Annual Fixed Cost as per petition submitted to CERC pending issue of orders.

c. Sale includes ₹576.68 lakhs (Previous year ₹Nil) on account of earlier year's sales arising out of finalization of tariff in current year.

d. In terms of regulation. 67 of the CERC (Terms and conditions of Tariff) Regulations, 2019, deferred tax liabilities for the period up to 31st March, 2009 whenever they materialise shall be recoverable directly by the generating companies or transmission licensees or from the beneficiaries or long term transmission customers/DICs, as the case may be. Accordingly, current sales includes ₹1319.85 lakhs (Previous year ₹1281.85 lakhs) as deferred tax materialisation.

e. Sale of energy is net of rebate to beneficiaries amounting to ₹848.64 lakh (previous year ₹1401.78 lakhs)

f. DSM and RRAS is accounted upto the period of the financial year 2020-21, as per the weekly statements issued by the NERPC.

g. On commissioning of the Kameng HEP (600 MW) during the current financial year, merchant power (345 MW) generated by the aforesaid plant has been sold/traded through NTPC Vidyut Vyapar Nigam Ltd (NVVN) under bi-lateral agreement as well as on "Day ahead" and "Real time" markets. Further, NEEPCO has traded available power under "Un-requisitioned surplus (URS)" for its thermal power plants, namely, AGBP and AGTPCC and on imposition of regulation to Meghalaya Energy Corporation Ltd (MeECL), its beneficiary, on "Day ahead" and "Real time" markets.

Note No. 28: Other Income

(₹ in lakhs)

Particulars	For the year ended 31-Mar-21	For the year ended 31-Mar-20
Other non-operating income (net of expenses directly attributable to such income)		
Interest on deposit with banks	9.76	39.08
Other Misc Receipts	1459.89	419.03
Liability/Provision written back		
Obsolete spares	-	53.42
Others	81.04	100.80
Delayed Payment Surcharge from the beneficiaries	25093.79	3465.46
Sub Total	**26644.48**	**4077.79**
Other gains and losses		
Gain /(loss) on disposal of PPE	1.73	3.55
	26646.21	**4081.34**
Less : Transferred to Expenditure during construction Note 34 (E)	**11.35**	**50.27**
TOTAL	**26634.86**	**4031.07**

(i) Other Misc Receipts includes transit hostel recoveries, interest from contractors, liquidity damage recovered, recoveries of rents from residential/non residential building, interest from employees on loans, other recoveries from contractor/ suppliers, sale of tender paper etc.

(ii) Liability/Provision written back - others consists of excess provision in respect of Audit fees, accounts payable etc.

(iii) Delayed payment surcharge includes ₹10365.52 lakh accounted for during the current financial year based on significant certainity of collectability from MeECL

Note No. 29: Fuel Cost

(₹ in lakhs)

Particulars	For the year ended 31-Mar-21	For the year ended 31-Mar-20
Purchase of Gas	43645.89	63787.18
Transportation charges for Gas	5808.19	5214.07
TOTAL	**49454.08**	**69001.25**

Note No. 30: Employees Remuneration and Benefit Expenses

(₹ in lakhs)

Particulars	For the year ended 31-Mar-21	For the year ended 31-Mar-20
Salary & Wages	38143.62	36608.63
Contribution to Provident Fund	3351.80	3340.19
Gratuity	1251.40	1223.26
Employees Pension	2324.90	2280.70
Leave Encashment	2603.67	4439.82
Staff welfare expenses	767.11	1187.26
Computer adv to emp. - fair valuation loss	-	0.54
Furniture adv to emp. - fair valuation loss	-	0.32
Total	**48442.50**	**49080.72**
Amount transferred to IEDC - Note 34(A)	**5798.21**	**9855.45**
Carried forward to Statement of Profit & Loss	**42644.29**	**39225.27**

1.Interest subsidy on House Building Advance is payable to the eligible employees subject to submission of their application duly following the prescribed procedure & acceptance of the same by the competent authority. Accordindingly interest subsidy are recognised in the books of accounts based on actual payment basis as allowed by the appropriate authority.

2. Employees' remuneration and benefits include the following for the Directors including the Chairman & Managing Director.

Particulars	Current year (2020-21) (₹ in lakhs)	Previous year (2019-20) (₹ in lakhs)
Salary and allowances	130.15	150.73
Contribution to Provident Fund and other funds	10.68	17.11
Other benefits	34.86	12.43
Total	**175.69**	**180.27**

3. Staff welfare expenses includes employees Post reirement medical benefits, other service welfare benefits (gold coin, interest subsidy on House building loan, lease accomodation etc.)

Note No. 31: Finance Costs

(₹ in lakhs)

Particulars	For the year ended 31-Mar-21	For the year ended 31-Mar-20
A.Interest Expenses		
i) Interest on Cash Credit & Working capital demand loan	2892.11	2634.30
ii) Interest on ECB Loan	840.47	1622.73
iii) Interest on Bonds	50164.27	51315.99
iv) Exchange Rate Fluctuation	647.34	1069.44
v) Interest on Kfw Loan	1447.74	1465.26
vi) Interest on Short term Borrowing	2810.68	2934.20
vii) Interest on Loans from G.O.I	291.96	291.96
viii) Interest on Medium & Corporate Term Loan	5740.20	203.73
ix) Interest Expense - Asset under Lease	134.18	133.31
B. Finance Charges		
Guarantee fee on foreign Loan net of EIR	715.88	712.75
C.Other Borrowing Costs	82.97	75.57
Total	**65767.80**	**62459.24**
Amount transferred to IEDC - Note 34(B)	14835.19	45149.26
Amount carried forward to Statement of Profit & Loss	**50932.61**	**17309.98**

STANDALONE FINANCIAL STATEMENTS

Note No. 32: Depreciation

(₹ in lakhs)

Particulars	For the year ended 31-Mar-21	For the year ended 31-Mar-20
PPE Depreciation (Note No- 2)	65482.10	35082.06
Intangible Assets (Note No-4A)	338.89	132.26
Sub total	**65820.99**	**35214.32**
Amount transferred to IEDC - Note 34 (C)	206.46	911.72
Carried forward to Statement of Profit & Loss	**65614.53**	**34302.60**

Note No. 33: Other Expenses

(₹ in lakhs)

Particulars	For the year ended 31-Mar-21	For the year ended 31-Mar-20
GENERATION EXPENSES		
Repairs & maintenance :		
Roads & buildings	1824.58	1687.56
Power house	10051.41	7505.74
Hydraulic works	998.82	703.24
Line & sub-stations	159.72	185.41
Others	659.37	728.11
Stores & spares (against Grant-in-Aid)	26.72	9.26
Sub Total	**13720.62**	**10819.32**
ADMINISTRATION EXPENSES		
Travelling expenses	162.68	477.85
Advertisement expenses	35.82	39.06
Insurance charges	8474.48	3316.97
Rents	142.69	137.12
Rates & taxes	133.35	168.86
Entertainment expenses	1.96	1.18
Audit fees & expenses	17.95	23.06
Transport expenses	951.75	1132.43
Printing & stationery	47.06	72.34
Postage	3.22	6.86
Medical expenses	999.08	1451.77
Licence & registration	43.47	39.09
Newspaper & periodicals	0.49	2.27
Uniforms & liveries	6.86	11.01
Honorarium	0.50	2.88
Electricity charges	666.47	1301.12
Bank charges	25.17	15.06
Social welfare	988.17	892.86
Consultancy charges	143.88	251.99
Professional Charges	40.54	62.45
Security arrangement	4294.80	4531.87
Training expenses	158.23	85.90
Staff recruitment expenses	41.56	36.56
Hospital facilities	22.45	21.10

Subscription & membership fees	13.92	15.19
Communication expenses	289.45	416.30
Office furnishing	2.00	3.91
Miscellaneous expenses	200.65	233.98
I.B. expenses	324.94	292.43
Laboratory & meter testing charges	2.90	0.27
Environment & Ecology	210.63	110.43
Photographic records	0.06	0.20
Loss of Stock/Advance written off	0.46	0.90
EDP Expenses	388.62	282.12
Loss on sale of fixed Assets	3.77	5.82
Employee Family Economic Rehab Scheme	106.61	44.90
Incidental Expenditure Saubhaghya	0.08	2.36
Assets written off Damaged/un-traceable	1.64	0.30
Compensation	5.00	139.60
Board meeting expenses	8.88	42.09
Publicity expenses	42.92	157.82
Legal charges	119.33	316.59
Filing fees to CERC	90.66	69.89
NERLDC Fees & Charges	347.02	627.47
Research & Development Expenses	-	31.61
Corporate Social Responsibility & SD	1358.55	989.10
RRAS- Expenditure	106.94	811.07
Interest to beneficiary states	-	1200.57
Trading Expenses	1635.94	218.69
Energy Conservation expenses	0.01	0.42
Tender expenses	1.68	14.95
Covid 19 Expenses	71.96	-
Sub Total	**22737.25**	**20110.64**
Other Expenses		
Lubricants, oil etc	85.30	143.68
Electricity Duty	1579.99	1415.56
DSM payable	476.32	2157.34
Transmission Charges	804.19	35.87
Provision for Write off	3303.21	10953.08
Sub Total	**6249.01**	**14705.53**
Total	**42706.88**	**45635.49**
Less : Trasferred to Expenditure during Construction Note No -34 (D)	**4552.08**	**4566.22**
Total (Net)	**38154.80**	**41069.27**

Details in respect of Audit Expenses

(₹ in lakhs)

Particulars	For the year ended 31-Mar-21	For the year ended 31-Mar-20
As Auditor		
Audit Fees	10.28	9.77
Limited Review	6.05	8.14
Other expenses	1.62	5.15
Total	**17.95**	**23.06**

Provision for write off

(₹ in lakhs)

Particulars	For the year ended 31-Mar-21	For the year ended 31-Mar-20
Assets	430.45	10267.96
Impairment of Investment	2793.00	-
Inventories	-	3.96
Unserviceable capital works	79.76	672.06
Doubtful advance	-	9.10
Total	**3303.21**	**10953.08**

Note No. 34: Incidental expenditure during construction

(₹ in lakhs)

Particulars	Note No.	For the year ended 31-Mar-21	For the year ended 31-Mar-20
A. Employees benefit Expenses			
Salary & Wages		4765.32	7555.41
Contribution to Provident Fund		339.00	536.08
Gratuity		139.52	219.26
Employees Pension		245.44	367.63
Leave Encashment		290.01	1170.35
Staff welfare expenses		18.92	6.72
Total (A)	30	**5798.21**	**9855.45**
B. Interest and Finance expenses capitalized			
Interest on Bonds		12712.80	41937.16
Interest on Short term Borrowing		813.56	3137.93
Interest on Medium & Corporate Term Loan		1274.08	
Interest Expense - Asset under Lease		4.59	28.24
Other Borrowing Costs		30.16	45.93
Total (B)	31	**14835.19**	**45149.26**
C. Depreciation	32	**206.46**	**911.72**
D. Adminstration & other expenses			
Travelling expenses		24.03	127.82
Rents		5.30	4.75
Rates & taxes		4.74	6.82
Transport expenses		137.91	256.33
Printing & stationery		3.03	11.16
Postage & telegram		0.17	1.09
Medical expenses		72.23	303.11
Licence & registration		2.38	12.11
Paper & periodicals		-	0.14
Uniforms & liveries		0.21	0.37
Honorarium		-	0.08
Electric & water charges		148.45	933.06
Bank charges		0.09	0.45
Social welfare		55.98	19.18
Consultancy charges		5.53	24.08
Security arrangement		150.00	551.48
Hospital facilities		1.23	1.70
Communication expenses		4.37	20.09
Office furnishing		-	0.47
Miscellaneous expenses		13.37	74.44
I.B. expenses		2.72	51.28
IT Expenses		4.50	32.91
Loss on sale of fixed Assets		-	0.02
Repairs & maintenance			
Roads & Building		0.89	65.33
Plant & equipment		2634.81	6.31
Others		23.39	110.04

Environment & Ecology		2.29	-
Filing fees to CERC		3.00	-
Energy Conservation expenses		0.01	0.42
Legal expenses		-	11.30
Insurance charges		1249.58	1924.69
Entertainment expenses		0.19	0.24
Tender expenses		1.68	14.95
Sub total (D)	33	**4552.08**	**4566.22**
Total (A + B + C + D)		25391.94	60482.65
E. Less : Non-operating receipts			
Interest from advances		1.45	11.36
Hire charges		0.11	0.75
Transit hostel recoveries		0.38	13.48
Recovery of Rent		0.98	15.38
Miscelleneous Income		8.43	9.30
Total (E)		11.35	50.27
Net Expenditure		**25380.59**	**60432.38**
Expenditure transferred to Capital Work-in-Progress	3	**25380.59**	**60432.38**

Miscelleneous income includes recoveries from contractor, sale of tender paper,amortisation of Computer advance & furniture advance etc.

Note No. 35: Earnings per share

The following table reflects the income and shares data used in the basic and diluted earnings per share computations.

(₹ in lakhs)

	Particulars	For the year ended 31-Mar-21	For the year ended 31-Mar-20
(a)	**Profit after tax & before regulatory Deferral Accounts (₹ in lakhs)**	1288.38	11363.10
(b)	**Profit after tax & after regulatory Deferral Accounts (₹ in lakhs)**	4790.15	19628.16
	Less: Amount to be paid for diluted portion (net of tax)		
	Profit attributable to ordinary shareholders - for Basic EPS	4790.15	19628.16
	Profit attributable to ordinary shareholders - for Diluted EPS	4790.15	19628.16
(c)	Weighted average no. of Ordinary Shares for Basic EPS	3609810400	3609810400
	Weighted average no. of Ordinary Shares for Diluted - EPS	3609810400	3609810400
(d)	Nominal value of Ordinary Shares (₹)	10	10
(e)	Earnings per equity share before regulatory Deferral Accounts :		
	(i) Basic (in ₹) (Not Annualised)	0.04	0.31
	(ii) Diluted (in ₹)	0.04	0.31
(f)	Earnings per equity share after regulatory Deferral Accounts :		
	(i) Basic (in ₹) (Not Annualised)	0.13	0.54
	(ii) Diluted (in ₹)	0.13	0.54

Note No. 36: Contingent Liabilities and Commitments (to the extent not provided for)

(₹ in lakhs)

Particulars	As at	
	31-Mar-21	31-Mar-20
Contingent liabilities :		
Claims against the Company not acknowledged as debt in respect of:		
- Capital Works	156610.00	153671.00
- Land compensation cases	2738.00	4818.00
- Disputed Income tax demand	46889.39	44506.69
- Others	3.49	22.48
Total	206240.88	203018.17
Commitments :		
Estimated amount of contracts remaining to be executed on capital contracts and not provided for (net of advances and deposits)	-	-
Property, Plant & Equipment	32640.30	22394.77

(i) Claims against the company not acknowledged as debts as on March 31, 2021 include demand from the Income tax authorities for payment of tax of ₹46889.39 lakhs upon completion of their tax assessment for the A.Y. 2012-13 amounting to ₹3821.34 lakhs, A.Y. 2013-14 amounting to ₹2142.98 lakhs, A.Y. 2014-15 amounting to ₹10872.61 lakhs, A.Y. 2015-16 amounting to ₹11381.61 lakh, A.Y. 2016-17 amounting to ₹9112.52 lakh, **A.Y. 2018-19** amounting to ₹2891.40 lakh, Cases pending before High Court, Meghalaya amounting to ₹ 6659.73 lakh and demand from Customs, Excise and Service Tax Appellate Tribunal (CESTAT) for payment of ₹7.20 lakhs in respect of Service Tax.

(ii) There are few cases pending before the Arbitration Tribunal/ Courts, for which amount of claims are yet to be acsertained.

(iii) The company is contesting the demand and the management including its tax advisors believes that its position will likely be upheld in the appellate process. The management believes that the ultimate outcome of these proceedings will not have a material adverse effect on the Company's financial position and results of operations.

(iv) The Company is subject to legal proceedings and claims, which have arisen in the ordinary course of business. The Company's management does not reasonably expect that these legal actions, when ultimately concluded and determined, will have a material and adverse effect on the Company's results of operations or financial condition.

Note No. 37: Movement in Regulatory Deferral Accounts Balances

Nature of Rate Regulated Activities

The company is primarily engaged in the business of generation and sale of electricity. The tariff based on which the Company bill to its beneficiaries for electricity sold to them is determined by the Central Electricity Regulatory Commission (CERC) in compliance to the CERC (Terms and Conditions of Tariff) Regulations, as applicable from time to time. The said regulations allow the Company to recover its costs for providing the goods or services plus a fair return.

Recognition and measurement

- During determination of Annual Fixed Cost (AFC) of the Tuirial Hydro Electric Project (TrHEP) of North Eastern Electric Power Corporation Ltd (NEEPCO) for the period of 30.10.2017 to 31.03.2019 by the Central Electricity Regulatory Commission (CERC), order for which issued on 09.10.2018, the Hon'ble Commission has allowed depreciation @2% based on the petition submitted by NEEPCO for the said purposes in line with the decision of the Public Investment Board (PIB) of the Govt. of India during meeting dated 04.06.2010 held for considering RCE of the project (TrHEP).
- The rates and methodology as per the CERC tariff regulations based on which depreciation for TrHEP has been calculated and charged to the Statement of Profit & Loss of NEEPCO for the period under consideration vary from that allowed to recover through tariff as per the CERC order. Due to higher rate of depreciation as per the CERC regulations, depreciation

charged to the Statement of Profit & loss Account for the first 12 (twelve) years of operation TrHEP since its Date of Commercial Operation (COD) will be more than that of the depreciation recoverable through tariff, which will be reversed in future periods during remaining period of normative life of the generating station. Accordingly, the lower depreciation realized as "Revenue" for the generating station during the earlier period of its operation will be recovered/adjusted during later period.

- In view of above, the difference of depreciation to the extent recoverable/adjustable in future period has been recognized on an undiscounted basis as "Regulatory deferral account debit/credit balances" by credit/debit to the "Movement of Regulatory Deferral Account Balances".

- "Regulatory deferral account debit balances" recognized on account of the above during the period ended 31.03.2021 is as follows:

Particulars	Amount (₹ in lakhs)
Depreciation as per CERC Schedule of rates	6897.95
Depreciation @2% as allowed by CERC vide the tariff order dated 09.10.2018	2778.44
Difference (Recognized as "Regulatory Deferral balances")	**4119.51**

Regulatory Deferral Account balances in respect of Employees benefits expenses for Gratuity:

Ministry of Labour and Employment vide their Gazette notification dated the 29th March 2018 has notified the Payment of Gratuity (Amendment) Act, 2018 (12 of 2018) and thus has increased the limit of gratuity upto ₹20 (Twenty) lakh from the existing ₹10 (Ten) lakh.

Regulation 8 (3) of the CERC (Terms and conditions of Tariff) Regulations 2014 provides that "The Commission shall carry out truing up of tariff of generating station based on the performance of following Uncontrollable Parameters:

i) Force Majeure; ii) Change in Law; and iii) Primary Fuel Cost.

The increase in gratuity expenses due to enhancement of limit upto ₹20.00 lakh as per the Payment of Gratuity (Amendment) Act, 2018 falls under the category of "Change in law".

Accordingly, an amount of ₹4793.47 lakh to the extent expected as recoverable from the beneficiaries in subsequent period as per CERC Tariff Regulations have been recognized as "Regulatory Deferral Account Balances" as on 31.03.2021 in books of NEEPCO. No movement on the aforesaid balances have occured during the year ended 31.03.2021.

Regulatory Deferral Accounts Balances in respect of deferred adjustment on Deferred Tax Liabilities for projects under operation:

NEEPCO has long term Power Purchase Agreement (PPA) with the States of the North Eastern Region (referred to as the 'Beneficiaries') for selling electricity generated from its generating stations in operations. Tariff for generating stations of NEEPCO are determined by the Central Electricity Regulatory Commission (CERC) in compliance to their notified tariff regulations issued from time to time. As per the CERC Tariff Regulations 2014, ROE is grossed up with effective tax rate as applicable for the respective financial year. Accordingly, deferred tax accrued during the year on income generated from sale of electricity and further adjustable/reversal in future periods when the related deferred tax liability will form a part of current tax & recoverable from the beneficiaries has been accounted as "Deferred tax adjustment against deferred tax liability", which has been recognized as "Regulatory income" and presented as a movement in "Regulatory Deferral Accounts Balance" as a separate line item in compliance to the relevant provisions of Ind AS 114.

Regulatory Deferral Account balances due to reclassification of deferred tax recoverable from beneficiaries

As per Regulation 67 of the CERC (Terms and Conditions of Tariff Regulations) 2019, Deferred tax liabilities for the period up to 31st March, 2009 whenever they materialise shall be recoverable directly by the generating companies or transmission licensees from the then beneficiaries or long term customers, as the case may be. Till 31st March, 2019 the deferred tax recoverable from beneficiaries in future years was presented as an adjustment to deferred tax liability and was not recognised as "Regulatory Deferral Accounts balances". The same has been reviewed during the FY 2019-20 in line with Ind AS 114 and has been reclassified as Regulatory Deferral Account balance. The regulated assets (+)/liability (-) recognized in the books to be recovered from or payable to beneficiaries in future periods are as follows:

(₹ in lakhs)

Sl. No.	Particulars	Regulatory Deferral Account Balances
A	Opening balance as on 01.04.2020	41254.63
B	Addition during the year (assets (+)/ liability (-)	-
C	Amount collected (-)/refunded (+) during the year	(1319.85)
D	Regulatory income/ (expense) recognized in the Statement of Profit and Loss (B-C)	(1319.85)
E	Closing balance as on 31.03.2021 (A+D)	39934.78

Regulatory Deferral Account balances in respect of exchange differences on Foreign Currency Monetary items

Para 28 of the Ind AS 21-"The Effects of Changes in Foreign Exchange Rates" provides that exchange differences arising on the settlement of monetary items or on translating monetary items at rates different from those at which they were translated on initial recognition during the period or in previous financial statements shall be recognised in profit or loss in the period in which they arise. Further, para D13 AA of the Ind AS 101 – "First-time Adoption of Indian Accounting Standards" provides for a first-time adopter may continue the policy adopted for accounting for exchange differences arising from translation of long-term foreign currency monetary items recognised in the financial statements for the period ending immediately before the beginning of the first Ind AS financial reporting period as per the previous GAAP. Accordingly, for periods beginning on or after 01.04.2016, all exchange differences arising on translation/ settlement of monetary items other than exchange difference on borrowings to the extent treated as an adjustment to interest cost during construction period are to be charged to the Statement of Profit and Loss. Regulation 69 of of the CERC (Terms and Conditions of Tariff) regulations provides that every generating company and the transmission licensee shall recover the foreign exchange rate variation on year-to-year basis as income or expense in the period in which it arises.

In view of the above, exchange differences arising from settlement/translation of monetary items denominated in foreign currency to the extent recoverable from Or payable to the beneficiaries in subsequent period as per the relevant CERC Tariff regulations are recognized on an undiscounted basis as "Regulatory deferral accounts debit/credit balances" and adjusted from the year in which the same becomes recoverable from or payable to the beneficiaries.

The regulated assets (+)/liability (-) recognized in the books to be recovered from or payable to beneficiaries in future periods are as follows:

(₹ in lakhs)

Sl. No.	Particulars	Regulatory Deferral Account Balances
A	Opening balance as on 01.04.2020	914.32
B	Addition during the year (assets (+)/ liability (-)	647.34
C	Amount collected (-)/ refunded (+) during the year	101.75
D	Regulatory income/ (expense) recognized in the Statement of Profit and Loss (B-C)	545.59
E	Closing balance as on 31.03.2021 (A+D)	1459.91

a) **Regulatory deferral accounts debit balance - Note 15 recognized :**

The regulatory assets recognized in the books to be recovered from the beneficiaries in future periods are as follows:

(₹ in lakhs)

Particulars	As at 31st March 2021	As at 31st March 2020
A. Opening Balance	79861.53	69229.44
B. Movements during the year due to (i) Turial Depreciation ₹4119.51 lakhs (ii) Deferred Tax Adjustment against Deferred Tax Liability ₹1177.30 lakhs (iii) Deferred Tax Recoverable ₹ (1319.85) Lakhs (iv) Exchange difference ₹545.59 lakhs	4522.55	10632.09
C. Amount Collected / refunded during the year	-	-
D. Regulatory Deferral Account Balances recognized in the Statement of Profit & Loss (B-C)	4522.55	10632.09
E. Closing Balance (A+D)	**84384.08**	**79861.53**

Net movements in regulatory deferral account balances (I)	4522.55	10632.09
Tax on net movements in regulatory deferral account balances (II)	1020.78	2367.03
Total amount recognised in the statement of profit & loss during the year (I - II)	3501.77	8265.06

Rate of return/Discounting rate considered for recognition of Regulatory Deferral Account Balance is "Zero" Risk/uncertainty associated with future recovery of Regulatory Deferral Account Balances

- **Demand risk:** Recovery of regulatory deferral balances are subjected to billing to its beneficiaries and accordingly associated with related normal risks, such as, attitude of the customers towards settlement of their dues, availability of alternate source of supply etc.
- **Regulatory risk:** On account of Changes, if any, in Regulations and submission or approval of a rate setting application or the entity's assessment on the expected future regulatory actions.

Period over which expected to recover

i. **Employees benefit expenses:** The Company expects to recover the carrying amount of regulatory deferral debit account balances over a period of 2(two) years.

ii. **Others:** The Company is expected to recover/adjust the carrying amount of the regulatory deferral account balances over the period of normative useful life of the projects/generating stations.

Note No. 38: Additional disclosures

I. Disclosure on Kopili HEP (50X4 MW):

(i) Penstock I - feeding 02 (two) units (50 MW each) of Kopili Hydro Power Station, Umrongso, Assam of the Company got ruptured on 07.10.2019 following a Load through off and tripping of Unit -I (50 MW). 03 (three) other units were in full load during the mishap. Rupture happend at three locations of Penstock including at location immediately downstream of Valve House. Penstock protection valve closing mechanism was damaged in the incident and therefore, the Valve could not be closed to isolate the Penstock, consequently thereafter, the Power House was flooded upto EOT Crane beam level within a very short period. At present, Kopili (4 X 50 MW) system in in shutdown condition. The value of damaged assets assessed & recognised in books till 31.03.2021 amounts to ₹10366.72 lakhs (Gross value ₹20670.50 lakhs & Accumulated depreciation ₹10303.78 lakhs), for which provision for an equivalent amount has been provided in books.

(ii) The Corporation has lodged initial claim to the underwriter for an amount of ₹ 250.00 crore. Further action on this matter in under process with the underwriter.

II. Segment Reporting

NEEPCO is in the business of only one product, i.e., generation and selling of electricity. All the projects of NEEPCO are located with the North East Region, i.e., within the same geographical location. NEEPCO has no reportable segment and accordingly, Ind AS 108 – Operating Segment to disclose information about segments is not applicable.

III. During the year ended 31.03.2021, four units (each of installed capacity 150 MW) of Kameng Hydro Power Plant has been commissioned. Date of commercial operation of Unit # 1, Unit # 2, Unit # 3 and Unit # 4 of the said generating plant are 17thJune 2020,1stJuly 2020, 22nd January 2021 and 12th February 2021 respectively.

IV. Disclosure as per Ind AS 116 'Leases'

(A) Transition to Ind AS 116

The Company has applied the following practical expedients on initial application of Ind AS 116:

(i) Applied a single discount rate to a portfolio of leases of similar assets in similar economic environment with a similar end date.

(ii) Applied the exemption not to recognize right-of-use assets and liabilities for leases with less than 12 months of lease term on the date of initial application.

(iii) Excluded the initial direct costs, if any, from the measurement of the right-of-use asset at the date of initial application.

On transition to Ind AS 116, the weighted average incremental borrowing rate applied to lease liabilities recognised under Ind AS 116 is 8.69%. For agrements relating to the FY 2020-21 the weighted average incremental borrowing rate is taken as 7.55%.

(B) Company as Lessee

(i) The Company's significant leasing arrangements are in respect of the following assets:

(a) Premises for guest houses/ transit camps which are not non-cancellable and are usually renewable on mutually agreeable terms.

(b) The Company has taken electrical vehicles on operating lease for a period of five years, which can be further extended at mutually agreed terms. Lease rentals are subject to escalation of 10% per annum.

(c) The Company has taken certain vehicles (other than electrical) on lease for periods more than 12 months.

(ii) The following are the carrying amounts of lease liabilities recognised and the movements during the period:

(₹ In lakhs)

Particulars	For the Year ended 31st March 2021	For the Year ended 31st March 2020
Opening Balance	978.75	-
- Additions in lease liabilities	425.48	1537.21
- Interest cost during the year	134.18	133.31
- Payment of lease liabilities	747.96	691.77
Closing Balance	**790.45**	**978.75**
Current	**522.66**	**592.10**
Non Current	**268.06**	**386.65**

(iii) The following are the carrying amounts of "Right to use Leased Assets" as on 31.03.2021:

(₹ In lakh)

Particulars	For the Year ended 31st March 2021	For the Year ended 31st March 2020
Opening Balance	934.67	-
- Additions in lease liabilities	425.48	1537.21
- Amortization during the period	633.85	602.54
Closing Balance	726.30	934.67

(iv) The following are the amounts recognised in profit or loss:

(₹ In lakh)

Particulars	For the Year ended 31st March 2021	For the Year ended 31st March 2020
Depreciation expense for right-of-use assets	633.85	602.54
Interest expense on lease liabilities	134.18	133.31
Expense relating to short-term leases	-	-

(v) Details of Contractual Maturities of Lease Liabilities are:

(₹ In lakh)

Particulars	As at 31st March 2021	As at 31st March 2020
Less than one year	522.66	592.10
Between one and two years	194.48	286.72
Between two and three years	52.83	70.94
Between three and four years	14.96	13.07
Between four and five years	5.52	10.41
More than five years	-	5.52
Total	**790.45**	**978.75**

V. COVID-19 disclosure

I. The Company is in the business of generation and sale of electricity which is an essential service as emphasized by the Ministry of Power (MoP), Govt. of India. Due to outbreak of COVID 19, the Company has ensured availability of its power plants to generate electricity and has continued to supply electricity during the period of lockdown. In line with the directions of MoP dated 15th & 16th May 2020 issued in accordance with the announcement of Govt. of India under the Atmanirbhar Bharat special Economic and Compensation package, to allow a rebate between 20% - 25% on the capacity charge during the lockdown period subject to approval of the Board of Directors, an amount of ₹4076.02 lakh has been approved by the Board, to be allowed during the financial year 2020-21, subject to fulfiling conditions stipulated. During the year ended 31st March 2021, the Company has accounted for a rebate of ₹4076.02 lakh in respect of beneficiaries fulfilling conditions approved by the Board and the same has been disclosed as exceptional items.

Further, Central Electricity Regulatory Commission (CERC) issued an order dated 3rdApril 2020 wherein it was directed that "Late Payment Surcharge (LPS)" shall apply at a reduce rate of 12% p.a. instead of its normal rate of 18% p.a. on payments becoming overdue during the period from 24th March 2020 to 30th June 2020 to contain the impact of COVID 19. Further, under the Atmanirbhar Bharat package, the Company has deferred the capacity charges to DISCOMs for the lockdown period for the power not scheduled to be payable without interest after the lockdown period in three equal monthly installments. The impact on profit for the year due to reduction in LPS rate and deferment of capacity charges is not materials. The Company expects to fully recover the carrying amount of the assets including receivables, other financial and non-financial assets. The Company believes that the impact due to outbreak of COVID 19 is likely to be short-term in nature and does not anticipate any medium to long term risks in the Company's ability to continue as a going concern and meeting its liabilities as & when they fall due. The Company will continue to monitor any material changes to future conditions, considering the uncertainiity involved there-in.

VI. Disclosure on Vivad Se Vishwas Scheme:

The Govt. of India vide notification no. S.O. 1129 (E) dated 18.03.2020 notified "Direct Tax Vivad Se Vishwas Rules, 2020" and deadline for filing declaration under the said scheme (VsVs) extended till 31.03.2021. During the FY 2020-21, the Company has settled the following pending Income Tax disputes by opting for the VsVs Scheme.

(₹ In lakh)

FY	AY	Forum	(Payable)/ Receivable under VsVs Scheme	Balance under "Advance tax refundable" as on 31.03.2020	Inpact in the Statement of P&L A/c for the year ended 31.03.2021 (Dr)/ Cr
2008-09	2009-10	Commissioner (Appeals)	4.87	7.75	(2.89)
2009-10	2010-11	ITAT, Guwahati	(124.46)	116.66	(241.13)
2010-11	2011-12		3.13	414.29	(411.16)
2011-12	2012-13	High Court of Meghalaya	153.60	71.99	81.61
2012-13	2013-14		19.08	49.97	(30.89)
TOTAL			**56.20**	**660.66**	**(604.46)**

Accordingly, the Company has included net impact of the scheme during the FY 2020-21 amouting to ₹604.46 lakh in the Statement of Profit and Loss Account as Current Tax relating to the Previous Years under Vivas Se Vishwas Scheme.

VII. Note on Re-statement of Financial Statements:

During the Financial Year 2020-21, NEEPCO Ltd (the Company) has restated/modified its Financial Statements for the FY 2019-20 retrospectively in Compliance to "Ind AS 8 – Accounting Policies, Changes in Accounting Estimates & Errors". The said restatement/modification was carried out on account of changes in Accounting Policy on "Revenue from operations - Revenue from sale of power" as follows:

"Sale of Power is accounted for based on tariff approved by the Central Electricity Regulatory Commission (CERC). In case of power stations where final tariff is yet to be approved by CERC , the sale of energy is provided for on the basis of provisional rate considering the Annual Fixed Cost submitted before the CERC through Tariff Petition as per the principles enunciated in the Central Electricity Regulatory Commission (Terms & Conditions of Tariff) Regulations 2019. For projects for which neither CERC approved tariff is available nor petition pending with the CERC, sale of energy is accounted for on the basis of tariff as agreed by the beneficiaries."

Accordingly, the Company has presented a third balance sheet at the beginning of the preceding period (i.e., as on 01.04.2019) in compliance to "Ind AS 1 - Presentation of Financial statements" for comparative information due to retrospective restatement in addition to the Balance sheet, Statement of Profit and loss, Cash flow and Statement of Changes in Equity and related notes for the year ended 31.03.2020 and 31.03.2021.

Impact of the aforesaid modification in policy are as follows:

i. **As on 01.04.2019**

No impact

ii. **FY 2019-20**

Revenue from operation and Total income increased by ₹3826.51 lakh

Current Tax liability increased by ₹668.57 lakh

Net worth increased by ₹3157.94 lakh

Note No. 39: Capital Management

The Company's capital management is intended to create value for shareholders by facilitating the meeting of long term and short term goals of the Company.

The Company determines the amount of capital required on the basis of annual business plan, coupled with long term and short term strategic investing plan. The funding requirements are met through equity, convertible and non- convertible debt securities, and other short term and long term borrowings. The Company's policy is aimed at combination of short term and long term borrowings.

The Company monitors the capital structure on the basis of net debt to equity ratio and maturity profile of the overall debt portfolio of the Company.

Note No. 40: Disclosure on Financial Instruments

This section gives an overview of the significance of financial instruments for the Company and provides additional information on balance sheet items that contain financial instruments.

The details of significant accounting policies, including the criteria for recognition, the basis of measurement and the basis on which income and expenses are recognized, in respect of each class of financial asset, financial liability and equity instrument are disclosed in note no.1 to the financial statements

Financial assets and liabilities

The following table presents the carrying amount and fair value of each category of financial assets & liabilities as at March 31, 2021 & March 31, 2020.

(₹ In lakh)

As at March 31, 2021	Fair value through statement of profit & loss	Fair value through OCI	Derivative instruments in hedging relationship	Derivative instruments not in hedging relationship	Amortised Cost	Total Carrying Value	Total Fair Value
Financial assets							
Cash and bank balances					218.13	218.13	218.13
Trade receivables					57710.73	57710.73	57710.73
Loans					28.30	28.30	28.30
Other financial assets					38045.65	38045.65	38045.65
Total					96002.81	96002.81	96002.81
Financial liabilities							
Trade and other payables					8583.31	8583.31	8583.31
Borrowings					799160.41	799160.41	799160.41
Other financial liabilities					22951.77	22951.77	22951.77
Total					830695.49	830695.49	830695.49

STANDALONE FINANCIAL STATEMENTS

(₹ In lakh)

As at March 31, 2020	Fair value through statement of profit & loss	Fair value through OCI	Derivative instruments in hedging relationship	Derivative instruments not in hedging relationship	Amortised Cost	Total Carrying Value	Total Fair Value
Financial assets							
Cash and bank balances					505.39	505.39	505.39
Trade receivables					66226.10	66226.10	66226.10
Loans					58.69	58.69	58.69
Other financial assets					29000.29	29000.29	29000.29
Total					95790.47	95790.47	95790.47
Financial liabilities							
Trade and other payables					9690.70	9690.70	9690.70
Borrowings					810593.15	810593.15	810593.15
Other financial liabilities					23446.74	23446.74	23446.74
Total					843730.59	843730.59	843730.59

The following table provides an analysis of financial instruments that are measured subsequent to initial recognition at fair value, grouped into Level 1 to Level 3, as described below:

Quoted prices in an active market (Level 1): This level of hierarchy includes financial assets that are measured by reference to quoted prices (unadjusted) in active markets for identical assets or liabilities. This category consists of investment in quoted equity shares, quoted corporate debt instruments and mutual fund investments.

Valuation techniques with observable inputs (Level 2): This level of hierarchy includes financial assets and liabilities, measured using inputs other than quoted prices included within Level 1 that are observable for the asset or liability, either directly (i.e., as prices) or indirectly (i.e., derived from prices). This level of hierarchy includes Company's over-the-counter (OTC) derivative contracts.

Valuation techniques with significant unobservable inputs (Level 3): This level of hierarchy includes financial assets and liabilities measured using inputs that are not based on observable market data (unobservable inputs). Fair values are determined in whole or in part, using a valuation model based on assumptions that are neither supported by prices from observable current market transactions in the same instrument nor are they based on available market data. The main items in this category are investment in unquoted equity shares, measured at fair value.

(₹ In lakh)

Particulars	As at March 31, 2021			
	Level 1	Level 2	Level 3	Total
Financial assets measured at fair value				
(i) Trade receivables	57710.73	-	-	57710.73
(ii) Cash and Cash equivalents	218.13	-	-	218.13
(iii) Loans	28.30	-	-	28.30
(iv) others	38045.65	-	-	38045.65
Total financial assets measured at fair value	**96002.81**	-	-	**96002.81**
Financial liabilities measured at fair value				
(i) Borrowings	799160.41	-	-	799160.41
(ii) Trade & Other payables	8583.31	-	-	8583.31
(iii) Other financial liabilities	22951.77	-	-	22951.77
Total financial liabilities measured at fair value	**830695.49**			**830695.49**

(₹ In lakh)

Particulars	As at March 31, 2020			
	Level 1	Level 2	Level 3	Total
Financial assets measured at fair value				
(i) Trade receivables	66226.10	-	-	66226.10
(ii) Cash and Cash equivalents	505.39	-	-	505.39
(iii) Loans	58.69	-	-	58.69
(iv) others	29000.29	-	-	29000.29
Total financial assets measured at fair value	**95790.47**	-	-	**95790.47**
Financial liabilities measured at fair value				
(i) Borrowings	810593.15	-	-	810593.15
(ii) Trade & Other payables	9690.70	-	-	9690.70
(iii) Other financial liabilities	23446.74	-	-	23446.74
Total financial liabilities measured at fair value	**843730.59**	-	-	**843730.59**

The short-term financial assets and liabilities are stated at amortized cost which is approximately equal to their fair value.

The fair value in respect of the unquoted equity investments cannot be reliably measured.

Management uses its best judgment in estimating the fair value of its financial instruments. However, there are inherent limitations in any estimation technique. Therefore, for substantially all financial instruments, the fair value estimates presented above are not necessarily indicative of all the amounts that the Company could have realized or paid in sale transactions as of respective dates. As such, the fair value of the financial instruments subsequent to the respective reporting dates may be different from the amounts reported at each year end

There have been no transfers between Level 1 and Level 2 for the years ended March 31, 2021 and March 31, 2020.

Transfer of financial assets

There have been no transfers of financial assets during the 2020-21.

Financial risk management

In the course of its business, the Company is exposed primarily to interest rates, liquidity and credit risk, which may adversely impact the fair value of its financial instruments.

The Company has a risk management policy which covers the risks associated with the financial assets and liabilities such as interest rate risks and credit risks. The risk management policy is approved by the Board of Directors. The risk management framework aims to:

Create a stable business planning environment by reducing the impact of currency and interest rate fluctuations on the Company's business plan.

Achieve greater predictability to earnings by determining the financial value of the expected earnings in advance.

Market Risk : - Market risk is the risk of any loss in future earnings, in realizable fair values or in future cash flows that may result from a change in the price of a financial instrument. The value of a financial instrument may change as a result of changes in the interest rates, foreign currency exchange rates, equity price fluctuations, liquidity and other market changes. Future specific market movements cannot be normally predicted with reasonable accuracy.

Credit Risk :- Credit risk is the risk of financial loss arising from counterparty failure to repay or service debt according to the contractual terms or obligations. Credit risk encompasses both the direct risk of default and the risk of deterioration of creditworthiness as well as concentration risks.

Liquidity Risk: Liquidity risk refers to the risk that the Company cannot meet its financial obligations. The objective of liquidity risk management is to maintain sufficient liquidity and ensure that funds are available for use as per requirements.

The following table shows a maturity analysis of the anticipated cash flows including interest payable for the Company's non derivative financial liabilities on an undiscounted basis, which therefore differ from both carrying value and fair value.

(₹ In lakh)

Particulars	As at March 31, 2021				
	Carrying amount	Contractual cash flows	Less than 1 year	Between 1 - 5 years	More than 5 years
Non- derivative financial liabilities					
Borrowings	799160.41	799160.41	96203.14	385803.57	273426.63
Trade payables	8583.31	8583.31	8583.31	-	-
Other financial liabilities	22951.77	22951.77	22429.11	522.66	
Total non- derivative financial liabilities	830695.49	830695.49	127215.56	386326.23	273426.63
Derivative financial liabilities	-	-	-	-	-

(₹ In lakh)

Particulars	As at March 31, 2020				
	Carrying amount	Contractual cash flows	Less than 1 year	Between 1 - 5 years	More than 5 years
Non- derivative financial liabilities					
Borrowings	810593.15	810593.15	148650.81	320327.48	253836.39
Trade payables	9690.70	9690.70	9690.70	-	-
Other financial liabilities	23446.74	23446.74	22854.64	592.10	
Total non- derivative financial liabilities	820283.85	820283.85	158341.51	320327.48	253836.39
Derivative financial liabilities	-	-	-	-	-

The cost of unquoted investments approximate the fair value because there is a wide range possible fair value measurements and the cost represents estimate of fair value within that range.

Note No. 41: Related party disclosures

The required information with respect to Related Party Disclosure as per Ind AS-24 is given as under:

A. Joint Ventures :

KSK Dibbin Hydro Power Private Limited, 8-2-293/82/A/431/A, Road No.22, Jubilee Hills, Hyderabad – 500 033, India

B. Whole time Directors :

1. Sri V K Singh	Chairman & Managing Director
2. Sri Anil Kumar	Director (Personnel) holding additional charge of D(F) w.e.f 02.04.2020
3. Sri Hemanta Kumar Deka	Director (Technical) w.e.f. 06.07.2020

a) Parent entities

Government of India holds 100% ownership interest in NEEPCO Ltd till 26th March 2020. However, acquisition of entire equity stake of Government of India in NEEPCO Ltd by NTPC ltd completed on 27th March 2020 through share transfer in persuant to share purchase agreement dt. 25th March 2020 between Government of india & NTPC ltd. NTPC ltd holds 100% ownership interest in NEEPCO ltd including & as on 31st March 2021.

(₹ In lakh)

Particulars	31-Mar-21	31-Mar-20
Sales and purchase of goods and services		
sale of goods to associates	Nil	Nil
purchase of raw materials	Nil	Nil
Other transactions		
Dividend paid to Ministry of Power, Govt of India	-	3900.00
Paid to NTPC Ltd towards dividend	2500.00	-
Paid to NVVN Ltd towards trading margin	907.33	-
Paid to PTC Ltd towards power exchange registration	8.26	-
Paid to NTPC Ltd towards consultancy	-	81.58

b) Key management personnel compensation

(₹ In lakh)

Particulars	31-Mar-21	31-Mar-20
Salary and allowances	202.46	140.78
Contribution to Provident Fund and other funds	16.08	16.00
Other benefits	41.73	9.16
Total	**260.27**	**165.94**

c) Terms and conditions

The advances to key management personnel are generally for periods which varies from 12 months to 60 months depending on the nature of advance, repayable in monthly instalments. No goods were sold to associates during the year based. All other transactions were made on normal commercial terms and conditions.

All outstanding balances are unsecured and are repayble in cash

d) Apart from the above there were no other related party transaction during the FY 2020-21.

Note No. 42: Operating Segment

a. Electricity generation is the principal activity of the Corporation. Other operation like interest income does not form a reportable segment as per the Accounting Standard 108.

b. The Corporation has power projects located within the country and therefore geographical segments are inapplicable.

Note No. 43: Financial Risk Management

(i) Exposure to Credit Risk

The carrying amount of financial assets represents the maximum credit exposure. The maximum exposure to credit risk at the reporting date was :

(₹ In lakh)

Particulars	As at 31st March 2021	As at 31st March 2020
Financial assets for which loss allowance is measured using 12 months Expected Credit Losses (ECL)		
Non-current investments		
Non-current loans	28.30	58.69
Other non-current financial assets	-	-
Cash and cash equivalents	46.89	187.24
Bank balances other than cash and cash equivalents	171.24	318.15
Current loans	63.83	114.04
Other current financial assets*	1607.48	1445.45
Total (A)	**1917.74**	**2123.57**

STANDALONE FINANCIAL STATEMENTS

Financial assets for which loss allowance is measured using life-time Expected Credit Losses (ECL) as per simplified approach		
Trade receivables	57710.73	66226.10
Unbilled revenue	36374.34	27440.80
Total (B)	**94085.07**	**93666.9**
Total (A+B)	**96002.81**	**95790.47**

Excluding unbilled revenue (Refer Note 13)

(ii) Provision for expected credit losses

(a) Financial assets for which loss allowance is measured using 12 month expected credit losses

The Company has assets where the counter-parties have sufficient capacity to meet the obligations and where the risk of default is very low. Accordingly, no loss allowance for impairment has been recognised.

(b) Financial assets for which loss allowance is measured using life-time expected credit losses as per simplified approach.

The Company has customers (State government utilities) with capacity to meet the obligations and therefore the risk of default is negligible or nil. Further, management believes that the unimpaired amounts that are past due by more than default is negligible or nil. Further, management believes that the unimpaired amounts that are past due by more than 30 days are still collectible in full, based on historical payment behaviour and extensive analysis of customer credit risk. Hence, no impairment loss has been recognised during the reporting periods in respect of trade receivables and unbilled revenue.

(iii) Ageing analysis of trade receivables

The ageing analysis of the trade receivables is as below: *(₹ In lakh)*

Ageing	Not due	0-30 days past due	31-60 days past due	61-90 days past due	91-120 days past due	More than 120 days past due	Total
Gross carrying amount as on 31st March 2021	25205.92	1850.79	2147.59	2097.57	221.17	26187.69	57710.73
Gross carrying amount as on 31st March 2020	13989.23	3887.79	2667.54	3.48	0.71	45677.35	66226.10

Liquidity Risks

Liquidity risk is the risk that the Company will encounter difficulty in meeting the obligations associated with its financial liabilities that are settled by delivering cash or another financial asset. The Company's approach to managing liquidity is to ensure, as far as possible, that it will always have sufficient liquidity to meet its liabilities when due, under both normal and stressed conditions, without incurring unacceptable losses or risking damage to the Company's reputation.

The Company has an appropriate liquidity risk management framework for the management of short, medium and long term funding and liquidity management requirements. The Company manages liquidity risk by maintaining adequate cash reserves, banking facilities and reserve borrowing facilities by continuously monitoring forecast and actual cash flows and matching the maturity profiles of financial assets and liabilities.

The Company's Treasury department is responsible for managing the short-term and long-term liquidity requirements of the Company. Short-term liquidity situation is reviewed daily by the Treasury department. The Board of directors has established policies to manage liquidity risk and the Company's Treasury department operates in line with such policies. Any breaches of these policies are reported to the Board of Directors. Long-term liquidity position is reviewed on a regular basis by the Board of Directors and appropriate decisions are taken according to the situation.

Typically, the Company ensures that it has sufficient cash on demand to meet expected operational expenses for a month, including the servicing of financial obligations, this excludes the potential impact of extreme circumstances that cannot reasonably be predicted, such as natural disasters.

As part of the CERC Regulations, tariff inter-alia includes recovery of capital cost. The tariff regulations also provide for recovery of energy charges, operations and maintenance expenses and interest on normative working capital requirements. Since billing to the customers are generally on a monthly basis, the Company maintains sufficient liquidity to service financial obligations and to meet its operational requirements.

(i) Financing arrangements

The Company had access to the following undrawn borrowing facilities at the end of the reporting period:

(₹ In lakh)

Particulars	As at 31-03-2021	As at 31-03-2020
Fixed-rate borrowings		
Foreign currency loans	-	-
Floating-rate borrowings		
Cash credit /WCDL	65925.33	42394.62
Term loans	45000.00	10000.00
Foreign currency loans	-	-
Total	**110925.33**	**52394.62**

(ii) Maturities of financial liabilities

The following are the contractual maturities of derivative and non-derivative financial liabilities, based on contractual cash flows:

31st March 2021

(₹ In lakh)

Contractual maturities of financial liabilities	Contractual cash flows					
	3 months or less	3-12 months	1-2 years	2-5 years	More than 5 years	Total
Non-derivative financial liabilities						
Secured bonds	2,400.00	67,450.00	65,850.00	2,04,000.00	1,85,000.00	524700.00
Rupee term loans from banks	3125.00	9375.00	17500.00	60000.00	40000.00	130000.00
Rupee term loans from others	-	-	-	-	29196.00	29196.00
Finance lease obligations	-	-	-	-	-	-
Foreign currency loans	1885.00	5653.00	7539.00	5657.00		20734.00
Unsecured foreign currency loans from banks and financial institutions	-	-	-	-	-	-
Unsecured foreign currency loans (guaranteed by GOI)	2296.00	4019.00	6315.00	18943.00	19230.00	50803.00
Cash credit /WCDL	44074.67	-	-	-	-	44074.67

31st March 2020

(₹ In lakh)

Contractual maturities of financial liabilities	Contractual cash flows					
	3 months or less	3-12 months	1-2 years	2-5 years	More than 5 years	Total
Non-derivative financial liabilities						
Secured bonds	32400.00	63450.00	69850.00	204850.00	200000.00	570550.00
Rupee term loans from banks	-	40000.00	10000.00	30000.00		80000.00
Rupee term loans from others	-	-	-	-	29196.00	29196.00
Finance lease obligations	-	-	-	-	-	-
Foreign currency loans	1933.00	5799.00	7732.00	13532.44	-	28996.44
Unsecured foreign currency loans from banks and financial institutions	-	-	-	-	-	-
Unsecured foreign currency loans (guaranteed by GOI)	2215.00	3045.00	6091.00	18273.00	24639.75	54263.75
Cash credit /WCDL	-	40769.90	-	-	-	40769.90

NEEPCO New Delhi North Eastern Electric Power Corporation

Market risk

Market risk is the risk that changes in market prices, such as foreign exchange rates and interest rates will affect the Company's income. The objective of market risk management is to manage and control market risk exposures within acceptable parameters, while optimising the return.

The Board of Directors is responsible for setting up of policies and procedures to manage market risks of the Company. All such transactions are carried out within the guidelines set by the risk management committee.

Currency risk

The Company is exposed to foreign currency risk on certain transactions that are denominated in a currency other than entity's functional currency, hence exposure to exchange rate fluctuations arises. The risk is that the functional currency value of cash flows will vary as a result of movements in exchange rates.

The currency profile of financial assets and financial liabilities as at 31 March 2021 and 31 March 2020 are as below:

31st March 2021 *(₹ In lakh)*

Particulars	USD	Others	Total
Financial Assets			
Trade other receivables	-	-	-
Cash and Cash equivalent	-	-	-
Other Financial Assets	-	-	-
Total	-	-	-
Financial Liabilities			
Secured Foreign Currency loans	20734.21		20734.21
Unsecured Foreign Curreny loans from banks & financial institution	50802.71		50802.71
Trade payables & other financial liabilities	-	-	-
Total	**71536.92**	-	**71536.92**

31st March 2020 *(₹ In lakh)*

Particulars	USD	Others	Total
Financial Assets			
Trade other receivables	-	-	-
Cash and Cash equivalent	-	-	-
Other Financial Assets	-	-	-
Total	-	-	-
Financial Liabilities			
Secured Foreign Currency loans	28996.44	-	28996.44
Unsecured Foreign Curreny loans from banks & financial institution	54263.75	-	54263.75
Trade payables & other financial liabilities	-	-	-
Total	**83260.19**	-	**83260.19**

Out of the above, no amount is hedged by derivative instruments. In respect of the balance exposure, gain/(loss) on account of exchange rate variations on all foreign currency loans and foreign currency monetary items (up to COD) is recoverable from beneficiaries. Therefore, currency risk in respect of such exposure would not be very significant.

Sensitivity analysis

Since the impact of strengthening or weakening of INR against USD, Euro, JPY and other currencies on the statement of profit and loss would not be very significant; therefore, sensitivity analysis for currency risk is not disclosed.

Interest Rate risk

The Group is exposed to interest rate risk arising mainly from non-current borrowings with floating interest rates. The Group is exposed to interest rate risk because the cash flows associated with floating rate borrowings will fluctuate with changes in interest rates. The Group manages the interest rate risks by entering into different kinds of loan arrangements with varied terms (e.g. fixed rate loans, floating rate loans, rupee term loans, foreign currency loans, etc.).

At the reporting date the interest rate profile of the Group's interest-bearing financial instruments is as follows:

(₹ In lakh)

Particulars	31st March 2021	31st March 2020
Financial Assets		
Fixed Rate Instruments		
Bank Deposits	171.24	318.15
Total	**171.24**	**318.15**
Financial Liabilities		
Fixed Rate Instruments		
Bonds	531106.40	576732.55
Foreign currency loans	51252.61	54674.17
Rupee term loan	29125.00	29122.66
Lease obligations	790.45	978.75
	612274.46	**661508.13**
Variable-rate instruments		
Foreign currency loans	20747.76	29021.92
Rupee term loan	160753.97	116575.88
Cash Credit	6174.67	4329.38
	187676.40	149927.18
Total	**799950.86**	**811435.31**

Fair value sensitivity analysis for fixed-rate instruments

The Company's fixed rate instruments are carried at amortised cost. They are therefore not subject to interest rate risk, since neither the carrying amount nor the future cash flows will fluctuate because of a change in market interest rates.

Cash flow sensitivity analysis for variable-rate instruments

A change of 50 basis points in interest rates at the reporting date would have increased (decreased) profit or loss by the amounts shown below. This analysis assumes that all other variables, in particular foreign currency rates, remain constant. The analysis is performed on the same basis for the previous year.

(₹ In lakh)

Particulars	Profit or loss	
	50 bp increase	50 bp decrease
31-Mar-21		
Foreign currency loans	(403.94)	403.94
Rupee term loans	(3403.69)	3403.69
Cash credit	(19.26)	19.26
Total	**(3826.89)**	**3826.89**
31-Mar-20		
Foreign currency loans	(369.86)	369.86
Rupee term loans	(3156.21)	3156.21
Cash credit	(13.17)	13.17
Total	**(3539.24)**	**3539.24**

Note No. 44: Fair value of financial assets and liabilities measured at amortised cost

(₹ In lakh)

Particulars	Level	As at 31st March 2021		As at 31st March 2020	
		Carrying amount	Fair value	Carrying amount	Fair value
Financial assets					
Loans	3	28.3	28.3	58.69	58.69
Trade receivables	3	57710.73	57710.73	66226.10	66226.10
Cash and cash equivalents	3	46.89	46.89	187.24	187.24
Bank balances other than cash and cash equivalents	3	171.24	171.24	318.15	318.15
Other financial assets	3	38045.65	38045.65	29000.29	29000.29
Financial liabilities					
Bonds	3	531106.40	560747.69	576732.55	606435.58
Foreign currency loans - KFW	3	51252.61	55931.33	54674.17	60588.25
Foreign currency loans - ECB	3	20747.76	20747.76	29021.92	29021.92
Rupee term loans	3	130130.89	130130.89	40136.59	40136.59
Government Subordinate Loan	3	29125.00	8446.15	29122.66	7850.54
Lease obligations	3	790.45	790.45	978.75	978.75
Borrowings - current	3	36797.75	36797.75	80905.26	80905.26
Trade payables and payable for capital expenditure	3	8583.31	8583.31	9690.70	9690.70
Other financial liabilities	3	119154.91	119154.91	132288.68	132288.68

The carrying amounts of current trade receivables, current trade payables, payable for capital expenditure, investment in subsidiary and joint venture companies, cash and cash equivalents and other financial assets and liabilities are considered to be the same as their fair values, due to their short-term nature.

The fair values for loans, borrowings, non-current trade payables and payable for capital expenditure were calculated based on cash flows discounted using a current discount rate. They are classified at respective levels based on availability of quoted prices and inclusion of observable/non observable inputs.

Note No. 45: Disclosure as per Ind AS 115, 'Revenue from Contracts with Customers'

Nature of goods and services

The revenue of the Company comprises of income from energy sales, sale of energy through trading and other services. The following is a description of the principal activities:

(a) Revenue from energy sales

The major revenue of the Company comes from energy sales. The Company sells electricity to bulk customers, mainly electricity utilities owned by State Governments Discoms operating in States. Sale of electricity is generally made pursuant to long-term Power Purchase Agreements (PPAs) entered into with the beneficiaries. Further, the Company sell electrcity through Power Exchanges available with them under "Merchant Power".

Below are the details of nature, timing of satisfaction of performance obligations and significant payment terms under contracts for energy sales:

Product/ Service	Nature, timing of satisfaction of performance obligations and significant payment terms
Energy sales	The Company recognises revenue from contracts for energy sales over time as the customers simultaneously receive and consume the benefits provided by the Company. The tariff for computing revenue from energy sales is determined in terms of CERC Regulations as notified from time to time. Sale of Power is accounted for based on tariff approved by the Central Electricity Regulatory Commission (CERC). In case of power stations where final tariff is yet to be approved by CERC, the sale of energy is provided for on the basis of provisional rate considering the Annual Fixed Cost submitted before the CERC through Tariff Petition as per the principles enunciated in the Central Electricity Regulatory Commission (Terms & Conditions of Tariff) Regulations 2019. For projects for which neither CERC approved tariff is available nor petition pending with the CERC, sale of energy is accounted for on the basis of tariff as agreed by the beneficiaries. The amounts are billed on a monthly basis and are payable within contractually agreed credit period.

(b) Revenue from energy trading, consultancy and other services

Sale of Energy through trading

Below are the details of nature, timing of satisfaction of performance obligations and significant payment terms under contracts for sale of energy through trading:

Product/ Service	Nature, timing of satisfaction of performance obligations and significant payment terms
Sale of energy through trading	The Company recognises revenue from contracts for sale of energy through trading over time as the customers simultaneously receive and consume the benefits provided by the Company. The tariff for computing revenue from sale of energy through trading is determined as per the terms of the agreements. The amounts are billed as per periodicity specified in the Contract and are payable within contractually agreed credit period.

Note No. 46: Corporate Social Responsibility (CSR)

As per Section 135 of the Companies Act, 2013 read with guidelines issued by Department of Public Enterprises, GOI, the Company is required to spend, in every financial year, at least two per cent of the average net profits of the Company made during the three immediately preceding financial years in accordance with its CSR Policy. The details of CSR expenses for the year are as under:

(a) Gross amount required to spent by the Company during the year: **₹1358.55 Lakh**

(b) Amount approved by the Board to be spent during the year : ₹728.18 Lakh

(c) Amount spent during the year:

(₹ In lakh)

Sl. No.	Particulars	FY 2020-21 #	FY 2019-20
(i)	Construction/acquisition of any asset	921.70	506.52
(ii)	On purposes other than (i) above	436.85	482.58

 # Included "On-going projects" amounting to ₹544.72 lakh

(d)	Details of related party transactions, e.g., contribution to a trust / society / section 8 company controlled by the company in relation to CSR expenditure as per Accounting Standard (AS) 18, Related Party Disclosures	NIL

(e) Other details

In case of Section 135 (5) Unspent amount

(₹ In lakh)

Amount deposited in Specified Fund of Sch. VII within 6 months	Amount required to be spent during the year	Amount spent during the year
-	-	-

In case of Section 135 (5) Excess amount spent

(₹ In lakh)

Amount required to be spent during the year	Amount spent during the year	Closing balance
-	-	-

Detail of ongoing projects along with

In case of Section 135 (6) (Ongoing Project)

(₹ In lakh)

Amount required to be spent during the year	Amount spent during the year		Closing balance	
	From Company's bank A/c	From Separate CSR Unspent A/c	With Company	In Separate CSR Unspent A/c
1358.55	813.83	--	-	544.72

(f) Break-up of the CSR expenses under major heads is as under:

(₹ In lakh)

Particulars	FY 2020-21	FY 2019-20
1. Eradicating Hunger and Poverty, Health Care and Sanitation	876.81	512.10
2. Education and Skill Development	250.57	360.00
3. Sports	1.02	-
4. Rural Development	230.15	117.00
Total	**1358.55**	**989.10**

Note No. 47: Disclosure as per Ind AS 1 'Presentation of financial statements'

a) Changes in Accounting Policies

During the year, following changes to the accounting policies have been made:

i. Modification in Accounting Policy on "Revenue from operations - Revenue from Sale of Power", resulting in restatements of the Financial Statements for FY 2019-20 and has been disclosed under Note no. 38 (VII). Further, impact of the said modification on revenue from operation during the current financial year is to the tune of ₹6903.18 lakhs.

ii. Certain other changes have also been made in the policies nos. 1.6, 4 (x), 6.3, 11.2, 17.1 (a) (i), 17.1 (a) (iii), 17.1 (a) (v), 17.1 (a) (vi) 17.2 (iv), 18 and D (c) for improved disclosures. There is no impact on the financial statements due to these changes. However, the policy numbers have been rearranged in the current year as required.

(b) Reclassifications and comparative figures

Certain reclassifications have been made to the comparative period's financial statements to enhance comparability with the current year's financial statements.

As a result, certain line items have been reclassified in the balance sheet and statement of cash flows, the details of which are as under:

Items of balance sheet before and after reclassification as at 31st March 2020.

(₹ In lakh)

Sl. No.	Particulars	Amount before reclassification	Reclassification	Amount after reclassification	Remarks	Reason for reclassification
	Assets					
1	Property Plant and equipment - Buildings (Note 2)	15489.33	69257.11	84746.44	Main Plant Buildings reclassified under "Buildings"	Groping/ reclassification made for aligning F. S. with NTPC, the holding company
2	Property Plant and equipment (Note 2)	573219.41	(69257.11)	503962.30		
3	Other non- current assets (Note 8)	18666.80	4130.76	22797.56	Grouped "Current tax assets (net) incl tax on OCI" ₹1618.55 lakh, "Interest accrued on deposits & loans" ₹460.87 lakh and "Deferred foreign currency fluctuation asset" ₹2051.34 lakh .	
4	Financial assets - Current - Others (Note 13)	27685.99	(2512.21)	25173.78	Grouped "Deferred foreign currency fluctuation asset" ₹2051.34 lakh and"Interest accrued on deposits & loans" ₹460.87 lakh under "Other Non current assets".	
5	Current tax assets (Net)	2230.49	(2230.49)	-	Grouped under "Other non-current assets" at Note 8 to the F.S.	
	Equity and Liabilities					
6	Provisons - non current (Note 19)	18963.18	(12234.08)	6729.10	Employees Leave encashment provision under "Non-current liability" has been reclassified under "Current liability"	
7	Provisions - Current (Note 25)	2776.88	12234.08	15010.96		
8	Deferred Tax Liabilities (Net) (Note 7)	59528.96	170.53	59699.49	Tax on "Other comprehensive income" grouped under **"Other non-current asset"**	
9	Borrowings - Current (Note 21)	80769.90	135.35	80905.26	Interest accrued but not due on Short term borrowings abd w.c. loan has been reclassified under "Current liabilities" with the individual short term borrowings and w.c. loan	
10	Other financial liabilities - Current (Note 23)	132424.04	(135.35)	132288.69		
11	Other current liabilities (Note 24)	13684.18	(20.74)	13663.44	Deferred foreign currency fluctuation liability has been reclassified under "Deferred revenue"	
12	Deferred revenue (Note 26)	33195.66	20.74	33216.40		

Items of balance sheet before and after reclassification as at 01st April 2019

(₹ In lakh)

Sl. No.	Particulars	Amount before reclassification	Reclassification	Amount after reclassification	Remarks	Reason for reclassification
	Assets					
1	Property Plant and equipment - Buildings (Note 2)	14947.57	70911.33	85858.9	Main Plant Buildings reclassified under "Buildings"	Groping/ reclassification made for aligning F. S. with NTPC, the holding company
2	Property Plant and equipment (Note 2)	590163.03	(70911.33)	519251.70		
3	Other non- current assets (Note 8)	19115.01	(4961.34)	14153.67	Grouped "Current tax Asset/ (liability) (net)" (₹3166.86 lakh) and "Deferred foreign currency fluctuation asset" (₹1794.48 lakh)	
4	Financial assets - Current - Others (Note 13)	9066.79	1794.48	10861.27	Grouped "Deferred foreign currency fluctuation asset" (₹1794.48 lakh) under "Other Non current assets".	
5	Current tax assets/ (liability) (Net)	(3052.96)	3052.96	-	Grouped under "Other non-current assets/(liabilities)" at note 8 to the F.S. (₹3166.86 lakh) and Tax on OCI (DTL at Note 7) ₹113.90 lakh	
	Equity and Liabilities					
6	Provisons - non current (Note 19)	15780.51	(10073.45)	5707.06	Employees Leave encashment provision under "Non-current liability" has been reclassified under "Current liability"	
7	Provisions - Current (Note 25)	2218.31	10073.45	12291.76		
8	Deferred Tax Liabilities (Net) (Note 7)	61850.12	(113.90)	61736.22	Tax on "Other comprehensive income" grouped under **"Other non-current asset"**	
9	Other current liabilities (Note 24)	16051.36	(20.74)	16030.62	Deferred foreign currency fluctuation liability has been reclassified under "Deferred revenue"	
10	Deferred revenue (Note 26)	29697.02	20.74	29717.76		

Note No. 48: Disclosure on Inventories

(a) Amount of inventories consumed and recognised as expense during the year is as under

(₹ In lakh)

Particulars	For the year ended 31-Mar-21	For the year ended 31-Mar-20
Fuel Cost	43645.89	63787.18
Others (included in Note 33 - Other expenses)	3107.30	2186.52
Total	**46753.19**	**65973.70**

Note No 49: Income Tax related disclosures

Disclosure as per Ind AS 12 "Income Tax"

(a) Income Tax Expense

Income tax recognised in the statement of Profit & Loss

(₹ In lakh)

Particulars	For the year ended 31-Mar-21	For the year ended 31-Mar-20
Current Tax expense		
Current year	559.65	2924.94
Taxes for earlier years	604.77	7447.67
Pertaining to regulatory deferral account balances (A)	1020.78	2367.03
Total current tax expense (B)	2185.20	12739.64
Deferred tax expense		
Origination and reversal of temporary differences (C)	2115.15	(2036.73)
Less : MAT credit entitlement		
Income Tax Expense (D= B+C-A)	3279.57	8335.88
Pertaining to regulatory deferral account balances	1020.78	2367.03
Total tax expense including tax on movement in regulatory deferral account	4300.35	10702.91

(ii) Income tax recognised in other comphrehensive income

(₹ In lakh)

Particulars	For the year ended					
	31st March 2021			31st March 2020		
	Before Tax	Tax Expense	Net of Tax	Before Tax	Tax Expense	Net of Tax
Net actuarial loss on defined benefit plans	(1258.15)	(439.70)	(818.45)	(488.01)	(170.53)	(317.48)

(iii) Reconcilliation of tax expense and the accounting profit multiplied by India's domestic tax rate

(₹ In lakh)

Particulars	For the year ended 31st March 2021	For the year ended 31st March 2020
Profit before tax including movement in regulatory deferral account balances	9090.50	30331.07
Tax using the Company's domestic rate of 17.472% (31st March 2020 -34.944%	1588.29	10598.89
Tax effect of :		
Non deductible tax expense	(7.86)	(359.08)
Tax free income	-	-
Deferred Tax Expense	2115.15	(2036.73)
Previous year Tax liability	604.77	7447.67
Minimum alternate tax adjustments	-	(4947.84)
Total tax expense recognised in the statement of profit & Loss	**4300.35**	**10702.91**

Note No. 50: Confirmation of Balances

Balances shown under Capital advances to Contractors, Trade Payable and material in transit/with contractor/issued on loan, Trade receivables, Accounts receivable are subjected to confirmation/reconciliation and consequential adjustment, if any.

Note No. 51: Impairment loss

Property Plant and Equipment has been tested for impairment where indicators of impairment existed. Based on the assessment, the Company do not recognize any impairment impact during the previous year and also during the year ended March 31, 2021.

Note No. 52: Previous year figures

The previous year figures have been regrouped, re-casted and re-arranged whereever possibile and considered necessary.

In terms of our report of even date

For **L K Kejriwal & Co**
Chartered Accountants
F.R.N. 001368C

For and on behalf of the Board of Directors

Date: **10-06-2021**
Place: **Shillong**

A. P. Rong
Company Secretary

Anil Kumar
Director (Finance)
DIN : 08376723

Vinod Kumar Singh
Chairman & Managing Director
DIN : 07471291

Naresh Kr Poddar
Partner
Membership No. 041717

Property, Plant & Equipment

(₹ In lakh)

Particulars	GROSS BLOCK				DEPRECIATION				NET BLOCK	
	Carrying Amount 1st April 2020	Additions	Adjustment	Carrying Amount 31st March 2021	01.04.2020	Depreciation	Adjustment	Upto 31st March 2021	31.03.2021	31.03.2020
A) ASSETS										
I. HYDRAULIC POWER PLANT,										
GAS PLANT & TRANSMISSION LINES :										
Building and civil engineering works containing generation plant & equipment, main plant	92947.98	49086.87	23.82	142058.67	23690.87	3959.98	-	27650.85	114407.82	69257.11
Hydraulic works including Dams Dykes, Reservoirs & Tunnels	365514.46	584175.10	945.55	950635.11	112821.90	36123.22	-	148945.12	801689.99	252692.56
Plant & Machinery in Generating Station	116862.13	115346.00	307.54	232515.67	38044.51	7294.86	-	45339.37	187176.30	78817.62
Transformer having a rating of 100 K.V. ampere and above	8449.67	25430.32	40.21	33920.20	3629.99	919.08	(24.86)	4524.21	29395.99	4819.68
Sub-station equipment and other fixed apparatus	880.82	-	2992.90	3873.72	463.35	189.42	1650.66	2303.43	1570.29	417.47
Switchgear including cable connections	26113.08	22498.12	(220.34)	48390.86	10230.05	1906.71	(160.53)	11976.23	36414.63	15883.03
Transmission Lines	3408.87	3.23	4286.42	7698.52	1031.58	374.01	2759.11	4164.70	3533.82	2377.29
PV modules including Mounting structures	2906.27	-	-	2906.27	860.24	169.44	-	1029.68	1876.59	2046.03
Inverters including Battery Bank (O & M)	270.08	-	-	270.08	80.00	15.75	(0.01)	95.74	174.34	190.08
Gas Turbine	162130.66	5545.58	(578.66)	167097.58	92390.86	5859.20	(355.88)	97894.18	69203.40	69739.80
Gas Booster Station	25233.47	295.88	(81.06)	25448.29	16217.30	1592.81	(42.92)	17767.19	7681.10	9016.17
Gas Pipeline	36.60	-	-	36.60	32.94	-	-	32.94	3.66	3.66
Gas Steam Turbine	112152.65	115.13	(352.72)	111915.06	52002.40	4071.66	(21.56)	56052.50	55862.56	60150.25
Gas Cooling Tower	4076.01	99.59	(3.35)	4172.25	2749.54	141.93	(3.01)	2888.46	1283.79	1326.47
Make-up Water System	5919.18	0.14	(10.94)	5908.38	2856.71	214.20	(0.02)	3070.89	2837.49	3062.47
Sub -Total	**926901.93**	**802595.96**	**7349.37**	**1736847.26**	**357102.24**	**62832.27**	**3800.98**	**423735.49**	**1313111.77**	**569799.69**

(₹ In lakh)

Particulars	GROSS BLOCK				DEPRECIATION				NET BLOCK	
	Carrying Amount 1st April 2020	Additions	Adjustment	Carrying Amount 31st March 2021	01.04.2020	Depreciation	Adjustment	Upto 31st March 2021	31.03.2021	31.03.2020
II GENERAL ASSETS										
(FOR PROJECTS UNDER OPERATION)										
Buildings	15161.24	712.96	4696.40	20570.60	5584.80	698.55	1297.39	7580.74	12989.86	9576.44
Right to use Leased Asset	13.69	-	-	13.69	4.69	4.70	-	9.39	4.30	9.00
Furniture & Fixtures	902.85	15.24	236.94	1155.03	583.73	37.39	163.31	784.43	370.60	319.12
Roads, Bridges, Culverts & Helipads	4761.09	397.44	1294.59	6453.12	2151.38	173.64	138.98	2464.00	3989.12	2609.71
Vehicles	532.18	-	26.59	558.77	352.71	18.44	15.54	386.69	172.08	179.47
Right to use Leased Asset	974.18	230.20	56.88	1261.26	347.30	506.61	(136.64)	717.27	543.99	626.88
Railway Siding	10.65	-	-	10.65	8.73	0.09	0.01	8.83	1.82	1.92
Electrical Installation	1245.06	47.57	273.07	1565.70	807.15	49.22	113.64	970.01	595.69	437.91
Temporary Buildings/ Erections	2956.54	-	1482.81	4439.35	2956.54	-	1482.81	4439.35	-	-
Hospital Equipment	40.23	6.76	5.76	52.75	19.26	2.83	3.81	25.90	26.85	20.97
Tools & Plants	5669.29	160.63	1789.72	7619.64	2765.38	250.13	744.29	3759.80	3859.84	2903.91
Office Equipment	517.66	44.74	3.16	565.56	254.63	22.12	(2.99)	273.76	291.80	263.03
I T Equipment	1345.36	157.54	57.65	1560.55	1164.61	115.84	24.47	1304.92	255.63	180.75
Other Equipment	1490.64	164.99	306.47	1962.10	667.83	86.54	135.34	889.71	1072.39	822.81
Water supply, sewerage & drainage	1523.80	73.43	504.03	2101.26	691.38	78.07	129.52	898.97	1202.29	832.42
Plant & Machinery in Generating Station (Diesel Power House)	688.34	40.35	(14.97)	713.72	527.18	9.27	(13.47)	522.98	190.74	161.16
Communication Equipment	259.71	26.82	106.92	393.45	162.43	13.14	73.93	249.50	143.95	97.28
Lightning Arrestor (Pole Type Magazine Building)	186.84	-	-	186.84	117.02	3.26	-	120.28	66.56	69.82
Telephone Line	91.91	3.84	(27.49)	68.26	81.63	0.08	(24.74)	56.97	11.29	10.28
Solar Panel	119.86	-	-	119.86	24.85	6.99	-	31.84	88.02	95.01
Fixed Assets of Minor value	63.80	2.64	19.74	86.18	63.78	2.64	19.72	86.14	0.04	0.02
Energy Conservation Equipment	4.13	-	-	4.13	0.64	0.22	(0.01)	0.85	3.28	3.49
Free hold	2099.61	-	441.06	2540.67	-	-	-	-	2540.67	2099.61
Right to Use (Leasehold Land)	8049.03	-	-	8049.03	2594.13	175.21	-	2769.34	5279.69	5454.90
Sub -Total	**48707.69**	**2085.15**	**11259.33**	**62052.17**	**21931.78**	**2254.98**	**4164.91**	**28351.67**	**33700.50**	**26775.91**
TOTAL (A)	**975609.62**	**804681.11**	**18608.70**	**1798899.43**	**379034.02**	**65087.25**	**7965.89**	**452087.16**	**1346812.27**	**596575.60**

STANDALONE FINANCIAL STATEMENTS

(₹ In lakh)

Particulars	GROSS BLOCK				DEPRECIATION				NET BLOCK	
	Carrying Amount 1st April 2020	Additions	Adjustment	Carrying Amount 31st March 2021	01.04.2020	Depreciation	Adjustment	Upto 31st March 2021	31.03.2021	31.03.2020
B) ASSETS										
(FOR PROJECTS UNDER CONSTRUCTION & OTHER OFFICES)										
Building	7022.02	74.11	(4705.10)	2391.03	2362.37	80.48	(1297.39)	1145.46	1245.57	4659.65
Right to use Leased Asset	102.64	50.49	(102.64)	50.49	82.11	37.06	(105.15)	14.02	36.47	20.53
Furniture & Fixtures	894.71	28.08	(302.18)	620.61	586.14	24.21	(222.96)	387.39	233.22	308.57
Roads, Bridges, Culverts & Helipads	1367.63	-	(1294.59)	73.04	146.89	2.48	(138.98)	10.39	62.65	1220.74
Vehicles	178.74	-	(32.29)	146.45	89.63	11.63	(21.82)	79.44	67.01	89.11
Right to use Leased Asset	446.70	146.25	(342.50)	250.45	168.44	85.48	(145.01)	108.91	141.54	278.26
Electrical Installations	482.85	1.44	(300.42)	183.87	277.31	1.95	(130.49)	148.77	35.10	205.54
Temporary Buildings/ Erections	1487.08	-	(1482.81)	4.27	1487.08	-	(1482.81)	4.27	-	-
Hospital Equipment	5.27	0.26	(5.27)	0.26	3.81	0.01	(3.81)	0.01	0.25	1.46
Tools & Plants	1941.05	2.88	(1935.88)	8.05	859.77	0.32	(855.77)	4.32	3.73	1081.28
Office equipment	587.65	6.56	(71.04)	523.17	441.43	14.18	(54.89)	400.72	122.45	146.22
I T Equipment	1434.05	183.30	(248.71)	1368.64	1329.78	76.83	(212.74)	1193.87	174.77	104.27
Water Supply, sewerage & drainage	543.47	-	(504.04)	39.43	152.19	1.32	(129.51)	24.00	15.43	391.28
Plant & Machinery in Generating Station (Diesel Power House)	45.02	0.51	-	45.53	21.52	2.48	-	24.00	21.53	23.50
Solar panel	7.14	-	-	7.14	1.83	0.42	-	2.25	4.89	5.31
Communication Equipment	183.86	4.31	(107.00)	81.17	129.81	2.05	(74.01)	57.85	23.32	54.05
Plant & Machinery	1.16	14.17	-	15.33	1.04	0.24	0.01	1.29	14.04	0.12
Transmission Line	4301.59	-	(4301.59)	-	2772.77	-	(2772.77)	-	-	1528.82
Transformer having a rating of 100 KV & Above	317.91	-	(317.91)	-	128.48	-	(128.48)	-	-	189.43
Substation Equipment	3031.92	-	(3031.92)	-	1685.38	-	(1685.38)	-	-	1346.54
Freehold	500.64	-	(441.06)	59.58	-	-	-	-	59.58	500.64
Right to Use (Leasehold Land)	758.10	-	-	758.10	193.74	25.24	-	218.98	539.12	564.36
Telephone Line	1.19	-	-	1.19	0.29	0.08	(0.01)	0.36	0.83	0.90
Other Equipment	950.06	4.84	(500.24)	454.66	467.70	26.78	(233.30)	261.18	193.48	482.36
Fixed assets of Minor value	63.54	1.62	(26.96)	38.20	63.51	1.62	(26.93)	38.20	-	0.03
TOTAL (B)	**26655.99**	**518.82**	**(20054.15)**	**7120.66**	**13453.02**	**394.86**	**(9722.20)**	**4125.68**	**2994.98**	**13202.97**
GRAND TOTAL (A + B)	**1002265.61**	**805199.93**	**(1445.45)**	**1806020.09**	**392487.04**	**65482.11**	**(1756.31)**	**456212.84**	**1349807.25**	**609778.57**

North Eastern Electric Power Corporation Limited

ANNEXURE - 6B

Independent Auditors' Report

To,

The Members of North Eastern Electric Power Corporation Limited

Report on the Audit of the Consolidated Financial Statements

Opinion

We have audited the accompanying Consolidated Financial Statements of North Eastern Electric Power Corporation Limited ('the Venturer Company') and its jointly controlled entity (collectively referred to as 'the Company'), which comprise the Consolidated Balance Sheet as at 31st March 2021, the Consolidated Statement of Profit and Loss (including Other Comprehensive Income), the Consolidated Statement of Cash Flows and the Consolidated Statement of Changes in Equity for the year then ended, and notes to the Consolidated Financial Statements, including a summary of significant accounting policies and other explanatory information (hereinafter referred to as 'Consolidated Financial Statements ') .

In our opinion and to the best of our information and according to the explanation given to us and due consideration of unaudited Financial Statement of the joint venture entity referred to below in the 'Other Matters' paragraph, the aforesaid Consolidated Financial Statements give the information required by the Companies Act 2013 ('the Act') in the manner so required and give a true and fair view in conformity with the accounting principles generally accepted in India, of the Consolidated state of affairs (financial position) of the Company as at 31st March 2021, and its Consolidated profit (financial performance including other comprehensive income), its Consolidated cash flows and the Consolidated changes in equity for the year ended on that date.

Basis for Opinion

We conducted our audit in accordance with the Standards on Auditing (SAs) specified under section 143(10) of the Companies Act, 2013. Our responsibilities under those Standards are further described in the Auditors' Responsibilities for the Audit of the Consolidated Financial Statements section of our report. We are independent of the Company in accordance with the Code of Ethics issued by the Institute of Chartered Accountants of India together with the ethical requirements that are relevant to our audit of the Consolidated financial statements under the provisions of the Companies Act, 2013 and the Rules thereunder, and we have fulfilled our other ethical responsibilities in accordance with these requirements and the Code of Ethics. We believe that the audit evidence we have obtained is sufficient and appropriate to provide a basis for our opinion.

Emphasis of Matter

We draw attention to the following matters in the Notes to the Consolidated Financial Statements:

1. Note No.7(i) regarding recognizing of Deferred Tax Assets (DTA) ₹30546.32 lakhs during the FY 2020-21 in respect of "Unabsorbed depreciation".
2. Note No. 27(b) read with Note No. 38 VII and Note No. 47(a) regarding sale of energy includes ₹6903.18 lakhs being the revenue for the year recognized and provided for on the basis of provisional rate due to modification in Accounting Policy on "Revenue from Operations- Revenue from sale of Power". Impact of the said modification on revenue from operation during the current financial year is to the tune of ₹6903.18 lakhs and previous year ₹3826.51 lakhs.
3. Note No. 50 regarding Balances shown under Capital advances to Contractors, Trade payable and materials in transit/ with contractor/ issued on loan, Trade receivables, Other receivable are subjected to confirmation/ reconciliation and consequential adjustment if any.

Our opinion is not modified in respect of these matters.

Key Audit Matters

Key audit matters are those matters that, in our professional judgement, were of most significance in our audit of the Consolidated Financial Statements of the current period. These matters were addressed in the context of our audit of the Consolidated financial statements as a whole, and in forming our opinion thereon, and we do not provide a separate opinion on these matters.

We have determined the matters described below as the key audit matters to be communicated in our report. The below mentioned Key Audit Matters have been reproduced from the Independent Auditors' Report on the audit of Standalone Financial Statements of the venturer company.

Sl. No.	Key Audit Matter	Addressing the Key Audit Matters
1	**Recognition and Measurement of Revenue from sale of energy** The Company records revenue from sale of energy based on tariff approved by the Central Electricity Regulatory Commission (CERC) and where final tariff is yet to be approved by CERC, provisional sale is recognized on the basis of provisional rate considering the Annual Fixed Cost submitted before the CERC through tariff petition. Where neither approved tariff is available nor petition is pending with the CERC, sale of energy is accounted for on the basis of tariff as agreed by the beneficiaries. The Company has also modified its accounting policy during the year for recognition of provisional revenue. (Refer note no. 27 read with Significant Accounting Policy No. 17.1(a).)	**Our Audit Procedure:** We have obtained an understanding of the CERC tariff regulations, orders, circulars, guidelines and the company's internal circulars and procedures in respect of recognition and measurement of revenue from sale of energy comprising of capacity and energy charges and adopted the following Audit Procedures: - Evaluated and tested the effectiveness of the company's design of internal controls relating to recognition and measurement of revenue from sale of energy. - Obtained the required Board resolution for modification in accounting policy. - Verified the accounting of revenue from sale of energy as well as accounting of provisional revenue from sale of energy based on provisional tariff computed as per the new modified accounting policy. - Evaluated the impact of modification in accounting policy and examined its disclosure in the notes to the Consolidated Financial Statements.
2	**Recognition of other income – Delayed payment surcharge** The Company recognises revenue from other income- delayed payment surcharge for sale of energy when no significant uncertainty as to measurability or collectability exists. Significant amount has been recognized during the year under this head. (Refer Note No. 28 and Significant Account Policy No. 17.2.iv)	**Our Audit Procedure:** We have adopted the following Audit Procedure: - Obtained and examined the Company's Accounting Policy in this regard. - Obtained an understanding of CERC regulation/ circular/ orders/ guidelines in this regard. - Obtained the various orders/circular in this regard issued by the Ministry of Power, Govt. of India. - Obtained and examined the Company's communication with beneficiaries and company's directions in this regard. - Evaluated the reasonable certainty to the collectability of delayed payment surcharge and its recognition in the Consolidated Financial Statement.

3	**Contingent Liability** There are number of litigations/claims against the company pending before various forums. Claims made against the company are significant and the management's judgment is required for their proper disclosure. Disclosure of the same involves a significant degree of Management's judgment in interpreting the cases and assessment of the probability of occurrence of the liability which may be subject to Management bias. (Refer note no. 36 to the Consolidated Financial Statement.)	**Our Audit Procedure:** We have obtained the details of cases/disputes/claims pending before various courts/Arbitration/Quasi-Judicial Forums etc. as on 31.03.2021 from the Management along with the latest status and management's assessment for the same. We have also obtained the Company's Accounting Policy in this regard and their disclosure in notes to the Consolidated financial statements for the same. We understood and tested the design and operating effectiveness of control as established by the Management for obtaining all relevant information for pending litigation/cases. We discussed with Management regarding their basis of assessment and any material development thereto and also possible outcomes of the claims/disputes.

Information Other than the Consolidated Financial Statements and Auditors Report thereon

The Company's Board of Directors is responsible for the preparation of the other information. The other information comprises the information included in the Management Discussion and Analysis Report, Director's Report including Director's Responsibility Statement and Report of Corporate Governance, but does not include the Consolidated financial statements and our auditors' report thereon. The Other Information as stated above is expected to be made available to us after the date of this Auditors' Report.

Our opinion on the Consolidated financial statements does not cover the other information and we do not and will not express any form of assurance conclusion thereon.

In connection with our audit of the Consolidated financial statements, our responsibility is to read the other information identified above when it becomes available and, in doing so, consider whether the other information is materially inconsistent with the Consolidated financial statements or our knowledge obtained during audit or otherwise appears to be materially misstated.

When we read the Other Information as stated above and if we conclude that there is a material misstatement therein, we are required to communicate the matter to those charged with governance and describe necessary actions required as per applicable laws and regulations.

Responsibilities of Management and Those Charged with Governance for the Consolidated Financial Statements

The Company's Board of Directors is responsible for the matters stated in Section 134(5) of the Companies Act, 2013 ('the Act') with respect to the preparation of these Consolidated Financial Statements that give a true and fair view of the Consolidated financial position, Consolidated financial performance including other comprehensive income, Consolidated cash flows and Consolidated changes in equity of the Company in accordance with the accounting principles generally accepted in India, including the Indian Accounting Standards (Ind AS) specified under Section 133 of the Act, read with relevant rules issued thereunder and as per the Electricity Act, 2003 and relevant Central Electricity Regulatory Commission (CERC) regulation and other recognized accounting practices and policies .

This responsibility also includes maintenance of adequate accounting records in accordance with the provisions of the Act for safeguarding the assets of the Company and for preventing and detecting frauds and other irregularities; selection and application of appropriate accounting policies; making judgments and estimates that are reasonable and prudent; and design, implementation and maintenance of adequate internal financial controls, that were operating effectively for ensuring the accuracy and completeness of the accounting records, relevant to the

preparation and presentation of the Consolidated Financial Statements that give a true and fair view and are free from material misstatement, whether due to fraud or error which have been used for the purpose of preparation of the Consolidated Financial Statements by the Directors of the Company, as aforesaid.

In preparing the Consolidated Financial Statements, the respective Board of Directors of the venturer Company and its jointly controlled entity are responsible for assessing the Company's ability to continue as a going concern, disclosing, as applicable, matters related to going concern and using the going concern basis of accounting unless the Board of Directors either intends to liquidate the Company or to cease operations, or has no realistic alternative but to do so.

The respective Board of Directors are also responsible for overseeing the financial reporting process of the venturer Company and of its jointly controlled entity.

Auditors Responsibility for the Audit of the Consolidated Financial Statements

Our objectives are to obtain reasonable assurance about whether the Consolidated financial statements as a whole are free from material misstatement, whether due to fraud or error, and to issue an auditors' report that includes our opinion. Reasonable assurance is a high level of assurance, but is not a guarantee that an audit conducted in accordance with Standard on Auditing (SAs) will always detect a material misstatement when it exists. Our Audit being partially carried out off-site, based on documents/ information being procured electronically due to compulsion imposed from outbreak of second wave of COVID-19, our work may have inherent Risk and limitations. Misstatements can arise from fraud or error and are considered material if, individually or in the aggregate, they could reasonably be expected to influence the economic decisions of users taken on the basis of these Consolidated financial statements.

As part of an audit in accordance with SAs, we exercise professional judgment and maintain professional skepticism throughout the audit. We also:

- Identify and assess the risks of material misstatement of the Consolidated financial statements, whether due to fraud or error, design and perform audit procedures responsive to those risks, and obtain audit evidence that is sufficient and appropriate to provide a basis for our opinion. The risk of not detecting a material misstatement resulting from fraud is higher than for one resulting from error, as fraud may involve collusion, forgery, intentional omissions, misrepresentations, or the override of internal control;
- Obtain an understanding of internal control relevant to the audit in order to design audit procedures that are appropriate in the circumstances. Under section 143(3)(i) of the Act, we are also responsible for expressing our opinion on whether the Company has adequate internal financial controls system with reference to financial statements in place and the operating effectiveness of such controls;
- Evaluate the appropriateness of accounting policies used and the reasonableness of accounting estimates and related disclosures made by management;
- Conclude on the appropriateness of management's use of the going concern basis of accounting and, based on the audit evidence obtained, whether a material uncertainty exists related to events or conditions that may cast significant doubt on the Company's ability to continue as a going concern. If we conclude that a material uncertainty exists, we are required to draw attention in our auditors' report to the related disclosures in the Consolidated financial statements or, if such disclosures are inadequate, to modify our opinion. Our conclusions are based on the audit evidence obtained up to the date of our auditors' report. However, future events or conditions may cause the Company to cease to continue as a going concern; and
- Evaluate the overall presentation, structure and content of the Consolidated financial statements, including the

disclosures and whether the Consolidated financial statements represent the underlying transactions and events in a manner that achieves fair presentation.

- Materiality is the magnitude of misstatements in the Consolidated financial statements that, individually or in aggregate, makes it probable that the economic decisions of a reasonably knowledgeable user of the Consolidated financial statements may be influenced. We consider quantitative materiality and qualitative factors in (i) planning the scope of our audit work and in evaluating the results of our work; and (ii) to evaluate the effect of any identified misstatements in the Consolidated financial statements.
- Obtain sufficient appropriate Audit evidence regarding the financial information of the business activities of the venturer company and its joint venture to express an opinion on the Consolidated Financial Statements. We are responsible for the direction, supervision and performance of the audit of the Financial Statements of only such business activities included in the Consolidated Financial Statements of which we are the independent Auditors. For the business activities included in the Consolidated Financial Statements, which have not been audited, their directors remain responsible for the direction, supervision and performance of it. We remain solely responsible for our audit opinion.

We communicate with those charged with governance regarding, among other matters, the planned scope and timing of the audit and significant audit findings, including any significant deficiencies in internal control that we identify during our audit.

We also provide those charged with governance with a statement that we have complied with relevant ethical requirements regarding independence, and to communicate with them all relationships and other matters that may reasonably be thought to bear on our independence, and where applicable, related safeguards.

From the matters communicated with those charged with governance, we determine those matters that were of most significance in the audit of the Consolidated financial statements of the current period and are therefore the key audit matters. We describe these matters in our auditors' report unless law or regulation precludes public disclosure about the matter or when, in extremely rare circumstances, we determine that a matter should not be communicated in our report because the adverse consequences of doing so would reasonably be expected to outweigh the public interest benefits of such communication.

Others Matters

We did not audit the Financial Statements of the jointly controlled entity. The unaudited Financial Statement of jointly controlled entity has been furnished to us by the Management of the venturer company. The Consolidated Financial Statements reflect investments carried at ₹445.99 Lakhs in the Consolidated Balance Sheet as at March 31, 2021 and share of profit of joint venture at ₹1.57 Lakhs on the Consolidated Profit & Loss, based on such unaudited Financial Statements of such joint venture as at 31st March, 2021, accounted for under the Equity method. Our opinion on the Consolidated Financial Statements, in so far as it relates to the amounts and disclosure included in respect of the jointly controlled entity, and our report in terms of section 143(3) and 143(11) of the Act, in so far as it relates to the aforesaid jointly controlled entity, is based solely on such unaudited Financial Statements.

Our opinion on the Consolidated Financial Statements and our report on other Legal and Regulatory Requirements below, is not modified in respect of the above matters with respect to our reliance on the unaudited Financial Statements certified by the Management of jointly controlled entity.

Report on Other Legal and Regulatory Requirements

1. As required by Section 143 (3) of the Act, based on our audit and on the consideration of the unaudited Financial Statement of the jointly controlled entity as noted in the 'Other Matters' paragraph above, we report, to the extent applicable, that:

a. we have sought and obtained all the information and explanations which to the best of our knowledge and belief were necessary for the purposes of our audit of the aforesaid Consolidated Financial Statements;

b. in our opinion, proper books of account as required by law relating to preparation of the aforesaid Consolidated Financial Statements have been kept by the venturer Company so far as it appears from our examination of those books;

c. the Consolidated Balance Sheet, the Consolidated Statement of Profit and Loss (including the other comprehensive income), the Consolidated statement of Cash Flows and the Consolidated Statement of changes in equity dealt with by this Report are in agreement with the relevant Consolidated books of account maintained for the purpose of preparation of the Consolidated Financial Statements;

d. In our opinion, the aforesaid Consolidated Financial Statements comply with the Indian Accounting Standards specified under Section 133 of the Act;

e. Being a Government Company, pursuant to the Notification No. GSR 463(E) dated 5th June 2015 issued by Ministry of Corporate Affairs, Government of India, provisions of sub-section (2) of Section 164 of the Companies Act, 2013, are not applicable to the venturer Company.

f. As per Notification No. GSR 463(E) dated 5th June, 2015 issued by the Ministry of Corporate Affairs, Govt. of India, Section 197 of the Act, as regards managerial remuneration, is not applicable to the Government Companies. Accordingly, reporting in accordance with requirement of provisions of section 197(16) of the Act is not applicable to the venturer Company.

g. With respect to the adequacy of the internal financial controls with reference to Consolidated financial statements of the Company and the operating effectiveness of such controls, refer to our separate report in Annexure A; and

h. With respect to the other matters to be included in the Auditors' Report in accordance with Rule 11 of the Companies (Audit and Auditors) Rules, 2014, in our opinion and to the best of our information and according to the explanations given to us and based on the unaudited Financial Statements of the jointly controlled entity:

   i. The venturer Company has disclosed the impact of pending litigations on its financial position in its Consolidated Financial Statements - Refer Note 36 to the Consolidated Financial Statements;

   ii. The venturer Company has made provision, as required under the applicable law or Indian accounting standards, for material foreseeable losses, if any, on long-term contracts; and

   iii. The venturer Company has no case of transferring any amount to the Investor Education and Protection Fund as per the provisions of the Act.

For **L.K. KEJRIWAL & CO.**
Chartered Accountants
Firm Registration No.: 001368C

(Naresh Kr. Poddar)
Partner
Membership No. 041717
UDIN: 21041717AAAABH1528

Place : MUZAFFARPUR
Date : 10th June, 2021

Annexure A to the Independent Auditors' Report

(Refered to in Paragraph 1(g) under 'Report on other Legal and Regulatory Requirements' section of Independent Auditors' Report of even date on the Consolidated Financial statements for the year ended 31st March 2021)

Report on the Internal Financial Control under section 143 (3)(i) of the Act

In conjunction with our audit of the Consolidated Financial Statements of the company as of and for the year ended 31st March, 2021, we have audited the internal financial controls over financial reporting of North Eastern Electric Power Corporation Limited ('the venturer Company') and its jointly controlled entity which is a company incorporated in India, as of that date.

Management's Responsibility for Internal Financial Controls

The respective Board of Directors of the venturer Company and its jointly controlled entity, which is a company incorporated in India, are responsible for establishing and maintaining internal financial controls based on the internal control over financial reporting criteria established by the Company considering the essential components of internal control stated in the Guidance Note on Audit of Internal Financial Controls Over Financial Reporting issued by the Institute of Chartered Accountants of India ('ICAI'). These responsibilities include the design, implementation and maintenance of adequate internal financial controls that were operating effectively for ensuring the orderly and efficient conduct of its business, including adherence to the Company's policies, the safeguarding of its assets, the prevention and detection of frauds and errors, the accuracy and completeness of the accounting records, and the timely preparation of reliable financial information, as required under the Companies Act, 2013.

Auditors' Responsibility

Our responsibility is to express an opinion on the Company's internal financial controls over financial reporting based on our audit. We conducted our audit in accordance with the Guidance Note on Audit of Internal Financial Controls Over Financial Reporting (the "Guidance Note") and the Standards on Auditing, issued by ICAI and deemed to be prescribed under Section 143(10) of the Companies Act, 2013, to the extent applicable to an audit of internal financial controls, both applicable to an audit of Internal Financial Controls and, both issued by ICAI. Those Standards and the Guidance Note require that we comply with ethical requirements and plan and perform the audit to obtain reasonable assurance about whether adequate internal financial controls over financial reporting were established and maintained and if such controls operated effectively in all material respects.

Our audit involves performing procedures to obtain audit evidence about the adequacy of the internal financial controls system over financial reporting and their operating effectiveness. Our audit of internal financial controls over financial reporting included obtaining an understanding of internal financial controls over financial reporting, assessing the risk that a material weakness exists, and testing and evaluating the design and operating effectiveness of internal control based on the assessed risk. The procedures selected depend on the auditors' judgment, including the assessment of the risks of material misstatement of the financial statements, whether due to fraud or error.

We believe that the audit evidence we have obtained are sufficient and appropriate to provide a basis for our audit opinion on the Company's internal financial controls system over financial reporting.

Meaning of Internal Financial Controls Over Financial Reporting

A company's internal financial control over financial reporting is a process designed to provide reasonable assurance regarding the reliability of financial reporting and the preparation of financial statements for external purposes in accordance with generally accepted accounting principles. A company's internal financial control over financial reporting includes those policies and procedures that (1) pertain to the maintenance of records that, in reasonable detail, accurately and fairly reflect the transactions and dispositions of the assets of the Company; (2) provide reasonable assurance that transactions are recorded as necessary to permit preparation of financial statements in accordance with generally accepted accounting principles, and that receipts and expenditures of the Company are being made only in accordance with authorizations of the Management and directors of the Company; and

(3) provide reasonable assurance regarding prevention or timely detection of unauthorized acquisition, use, or disposition of the Company's assets that could have a material effect on the financial statements.

Inherent Limitations of Internal Financial Controls Over Financial Reporting

Because of the inherent limitations of internal financial controls over financial reporting, including the possibility of collusion or improper management override of controls, material misstatements due to error or fraud may occur and not be detected. Also, projections of any valuation of the internal financial controls over financial reporting to future periods are subject to the risk that the internal financial control over financial reporting may become inadequate because of changes in conditions, or that the degree of compliance with the policies or procedures may deteriorate.

Qualified Opinion

According to the information and explanations given to us and based on our audit, the following material weaknesses have been identified as at 31st March 2021:

the venturer company has old information technology (IT) application system MATFIN, which is unable to cater the emerging needs and complete information consistent with financial reporting objectives. As informed to us, an ERP SAP Program is under implementation.

This could potentially result into weakness in the internal financial controls over financial reporting of the venturer company.

A 'material weakness' is a deficiency, or a combination of deficiencies, in internal financial control over financial reporting, such that there is a reasonable possibility that a material misstatement of the company's annual or interim financial statements will not be prevented or detected on a timely basis.

In our opinion, and to the best of our information and according to explanation given to us, the venturer company has, in all material respects, an adequate internal financial controls over financial reporting as of 31st March 2021, based on the internal control over financial reporting criteria established by the venturer company considering the essential components of internal control stated in the Guidance Note on Audit of Internal Financial Controls Over Financial Reporting issued by the Institute of Chartered Accountants of India and except for the possible effects of the material weaknesses described above on the achievement of the objectives of the control criteria, the venturer Company's internal financial controls over financial reporting were operating effectively as of 31st March 2021.

We have considered the material weaknesses identified and reported above in determining the nature, timing, and extent of audit tests applied in our audit of the Consolidated Financial Statements of the Company as at and for the year ended 31st March 2021, and these material weaknesses do not affect our opinion on the Consolidated financial statements of the Company.

Other Matters

Our aforesaid report under section 143(3)(i) of the Act on the adequacy and operative effectiveness of the Internal Financial Controls with reference to Consolidated Financial Statements in so far as it relates to the jointly controlled entity which is a company incorporated in India, is based on the corresponding unaudited Financial Statements of such Company incorporated in India.

For **L.K. KEJRIWAL & CO.**
Chartered Accountants
Firm Registration No.: 001368C

(Naresh Kr. Poddar)
Partner
Membership No. 041717
UDIN: 21041717AAAABH1528

Place : MUZAFFARPUR
Date : 10th June, 2021

Part I: Consolidated Balance Sheet as at 31st March, 2021

(₹ In lakh)

Sl No.	Particulars	Note No.	As at 31st March 2021	As at 31st March 2020 #	As at 1st April 2019
	ASSETS				
1	**Non-Current assets**				
	(a) Property, Plant and Equipment	2	1349807.25	609778.57	623441.52
	(b) Capital work-in-Progress	3	16896.60	774042.04	707423.18
	(c) Intangible assets under Development	4	649.91	501.44	82.50
	(d) Intangible assets	4A	712.48	684.95	30.20
	(e) Right to Use Assets	4A	8129.91	7914.68	9746.28
	(f) Investment in subsidiary and Joint Venture companies	5	445.99	3237.42	3233.08
	(g) Financial Assets				
	Loans	6	28.30	58.69	95.93
	(h) Deferred Tax Asset (Net)	7			
	(i) Other Non-current Assets	8	18667.86	22797.56	14153.67
	1. Total Non-Current Assets		**1395338.30**	**1419015.35**	**1358206.36**
2	**Current assets**				
	a) Inventories	9	13526.33	12077.36	10158.75
	b) Financial Assets				
	(i) Trade receivables	10	57710.73	66226.10	63453.60
	(ii) Cash and Cash equivalents	11	46.89	187.24	6900.43
	(iii) Bank balances other than (ii) above	12	171.24	318.15	2957.44
	(iv) Others	13	38045.65	29000.29	10861.27
	c) Other Current assets	14	4200.53	2850.81	2540.21
	2. Total Current Assets		**113701.37**	**110659.95**	**96871.70**
3	**3 . Regulatory deferral accounts debit balances**	15	**84384.08**	**79861.53**	**73650.03**
	Total Assets (1 + 2 + 3)		**1593423.75**	**1609536.83**	**1528728.09**
	EQUITY AND LIABILITIES				
4	**Equity**				
	(a) Equity Share Capital	16	360981.04	360981.04	360981.04
	(b) Other Equity	17	284371.30	282898.52	268284.11
	4. Total Equity		**645352.34**	**643879.56**	**629265.15**
	Liabilities				
5	**Non-Current Liabilities**				
	a) Financial Liabilities				
	(i) Borrowings	18	659364.91	614359.39	661882.06
	(ii) **Trade payables**				
	(a) Total outstanding dues of micro enterprises and small entreprises				
	(b) Total outstanding dues of creditors other than micro entreprises and small enterprises				
	b) Provisions	19	1349.59	6729.10	5707.06
	c) Deferred tax liabilities (Net)	7	61908.98	59793.34	61828.72
	d) Deferred Revenue	26	24393.51	26004.23	27614.95
	5. Total Non-Current Liabilities		**747016.99**	**706886.06**	**757032.79**

6	**Current liabilities**				
	a) Financial liabilities				
	(I) Borrowings	21	36797.75	80905.26	28269.81
	(ii) **TradePayables**				
	(a) Total outstanding dues of micro enterprises and small entreprises	22	434.36	206.99	277.15
	(b) Total outstanding dues of creditors other than micro entreprises and small enterprises		8148.95	9483.71	7308.48
	(iii) Other financial liabilities	23	119154.91	132288.68	71728.93
	b) Other current liabilities	24	12106.02	13663.44	16030.62
	c) Provisions	25	16742.44	15010.96	12291.76
	d) Current tax liabilities (net)	8	-	-	-
	e) Deferred Revenue	26	7669.99	7212.17	2102.81
	6. Total Current Liabilities		**201054.42**	**258771.21**	**138009.56**
7	**7. Regulatory deferral accounts credit balances**	15	-	-	4420.59
	Total Equity and Liabilities (4 + 5 + 6 +7 + 8)		**1593423.75**	**1609536.83**	**1528728.09**

Restated

Summery of Significant Accounting Policies - Note no.1

The accompanying notes 1 to 52 form an integral part of these financial statements

In terms of our report of even date

For L K Kejriwal & Co
Chartered Accountants
F.R.N. 001368C

For and on behalf of the Board of Directors

Date: **10-06-2021**	**A. P. Rong**	**Anil Kumar**	**Vinod Kumar Singh**	**Naresh Kr Poddar**
Place: **Shillong**	Company Secretary	Director (Finance) DIN : 08376723	Chairman & Managing Director DIN : 07471291	Partner Membership No. 041717

Part II: Consolidated Statement of Profit and Loss for the year ended 31st March 2021

(₹ In lakh)

Sl. No.	Particulars	Notes	For the Year ended 31st-Mar-21	For the Year ended 31st-Mar-20 #
	Income			
I	Revenue from Operations	27	228809.42	216576.28
II	Other Income	28	26634.86	4031.07
III	**Total Income (I + II)**		**255444.28**	**220607.35**
IV	**Expenses**			
	(a) Fuel cost	29	49454.08	69001.25
	(b) Employee benefit expense	30	42644.29	39225.27
	(c) Finance costs	31	50932.61	17309.98
	(d) Depreciation and amortization expense	32	65614.53	34302.60
	(e) Other expenses	33	38154.80	41069.27
	Total expenses (IV)		**246800.31**	**200908.37**
V	**Profit / (loss) before exceptional items, Tax and Regulatory deferral accounts balances (III - IV)**		**8643.97**	**19698.98**
VI	Exceptional Items - (income)/expenses		4076.02	-
VII	Share of Profit of Joint Ventures		1.57	4.34
VIII	**Profit / (loss) before Tax and Regulatory deferral account balances (V - VI + VII)**		**4569.52**	**19703.32**
IX	Tax Expense:			
	(i) Current tax			
	Current year		559.65	2924.94
	Earlier years		604.77	7447.67
	Total Current Tax		1164.42	10372.61
	(ii) Deferred tax (Net of DTA)		2115.64	(2035.38)
	Total Tax Expense		**3280.06**	**8337.23**
X	**Profit / (loss) before regulatory deferral account balances (VIII -IX)**		**1289.46**	**11366.09**
XI	Net movement in regulatory deferral account balances (Net of tax)	37	3501.77	8265.06
XII	**Profit / (loss) for the year (X + XI)**		**4791.23**	**19631.15**
XIII	**Other comprehensive income**			
	A. (i) Items that will not be reclassified to profit and loss			
	(a) Remeasurements of the defined benefit plans		(1258.30)	(488.01)
	(b) Others - FV loss adjustment		0.15	2.40
			(1258.15)	**(485.61)**
	(ii) Income tax relating to items that will not be reclassified to profit and loss		(439.70)	(170.53)
	B (i) Items that will be reclassified to profit and loss			
	(ii) Income tax relating to items that will be reclassified to profit and loss			
	Total other comprehensive income XII = (A+ B)		**(818.45)**	**(315.08)**
XIV	**Total comprehensive income for the period (XII + XIII)**		**3972.78**	**19316.07**
XV	Earnings per equity share (Par value ₹ 10 each)	35		
	Basic & Diluted (₹) (including net movement in regulatory deferral account balances)		0.13	0.54
	Basic & Diluted (₹) (excluding net movement in regulatory deferral account balances)		0.04	0.31

Restated

In terms of our report of even date

For L K Kejriwal & Co
Chartered Accountants
F.R.N. 001368C

For and on behalf of the Board of Directors

Date: 10-06-2021
Place: Shillong

A. P. Rong
Company Secretary

Anil Kumar
Director (Finance)
DIN : 08376723

Vinod Kumar Singh
Chairman & Managing Director
DIN : 07471291

Naresh Kr Poddar
Partner
Membership No. 041717

Consolidated Statement of Cash Flows for the year ended 31st March 2021

(₹ In lakh)

Particulars	For the year ended 31st March 2021		For the year ended 31st March 2020 #	
A. CASH FLOW FROM OPERATING ACTIVITIES				
Profit before tax		4,569.52		19,703.32
Add: Net Movements in Regulatory deferral account balances (Net of tax)	3,501.77		8,265.06	
Add: Tax on net Movements in Regulatory deferral account balances	1,020.78		2,367.03	
		4,522.55		**10,632.09**
Profit before tax including movements in regulatory deferral account balances		**9,092.07**		**30,335.41**
Adjustment for:				
Depreciation, amortisation and impairement expense	65,614.53		34,302.60	
Provisions/ Write off	3,303.21		10,953.08	
Regulatory Deferral account credit balances			(4,420.59)	
Regulatory Deferral account debit balances	(4,522.55)		(6,211.50)	
Deferred Revenue	(1,152.90)		3,519.38	
Foreign exchange loss/ (gain)	647.34		1,069.44	
Finance costs	50,285.27		16,240.54	
Interest/income from term deposits/ bonds/ investments	(9.76)		(39.08)	
Provisions Written back	(81.04)		(154.22)	
Profit on de-recognision of property, plant and equipment	(1.73)		(3.55)	
Loss on de-recognision of property, plant and equipment	3.77		5.82	
Delayed Payment Surcharge	(25,093.79)		(3,465.46)	
		88,992.35		**51,796.46**
Operating profit before working capital changes		**98,084.42**		**82,131.87**
Adjustment for:				
Trade Receivables	18,885.90		(2,010.39)	
Inventories	(1,448.97)		(1,918.61)	
Trade payables, provisions, other financial liabilities and other liabilities	(26,744.85)		(35,892.87)	
Loans, other financial assets and other assets	(7,514.40)		(20,183.52)	
		(16,822.32)		**(60,005.39)**
Cash generated from operations		**81,262.10**		**22,126.48**
Income tax (paid)/ refunded		**(1,300.00)**		**(12,710.87)**
Net cash from/ (used in) operating activities - A		**79,962.10**		**9,415.61**
B. CASH FLOW FROM INVESTING ACTIVITIES				
Purchase of property, plant and equivalent & intangible assets	(14,538.59)		(36,089.40)	
Interest/ income on term deposits/ bonds/ investment received	9.76		39.08	
Dividend Received	-		-	
Change in Bank balance other than cash and cash equivalents	146.91		2,639.29	
Delayed Payment Surcharge Received	14,723.26		2,703.35	
Net cash from/ (used in) investing activities - B		**341.34**		**(30,707.68)**
C. CASH FLOW FROM FINANCING ACTIVITIES				
Proceeds from issue of equity instruments of the Company	-		-	
Proceeds from non-current borrowings	1,40,000.00		55,000.00	
Repayment of non-current borrowings	(1,08,987.29)		(15,398.54)	
Proceeds from current borrowings	(44,107.51)		52,668.63	
Payment of finance lease obligations	(747.96)		(691.77)	

Interest paid	(64,101.03)		(72,297.78)	
Dividend paid	(2,500.00)		(3,900.00)	
Tax on Dividend			(801.66)	
Net cash from/(used in) financing activities - C		**(80,443.79)**		**14,578.88**
Net increase/(decrease) in cash and cash equivalents (A+B+C)		**(140.35)**		**(6,713.19)**
Cash and cash equivalents at the beginning of the year (see Note 1 and 2 below)		187.24		6,900.43
Cash and cash equivalents at the end of the year (see Note 1 and 2 below)		46.89		187.24

 # Restated

* please refer note no. 11 & 12

Notes:

1 Cash and Cash equivalent consists of cheques, drafts, stamps in hand, balances with bank, and deposits with original maturity of upto three months.

2 Reconciliation of Cash and Cash Equivalents:
Cash and Cash equivalents as per note no. 11

3 Cash & Cash Equivalent consists of NIL amount against CSR Unspent for the year.

4 Reconciliation between the opening and closing balances in the balance sheet for liabilities arising from financing activities.

For the year ended 31 March 2021 *(₹ In lakh)*

Particulars	Non-current borrowings**	Finance lease obligation	Current borrowings
Opening balance as at 1st April 2020	7,22,814.68	978.75	80,769.90
Cash Flows during the year	1,40,000.00	(747.96)	(44,104.15)
Principal repayment during the period	(1,08,987.29)	-	-
Non-Cash Changes due to :			
Acquisition under finance lease	-	559.66	-
Variations in exchange rate	1,414.01	-	-
Transaction cost on borrowings	191.94	-	-
Closing balance as at 31st March 2021	**7,55,433.34**	**790.45**	**36,665.75**

For the year ended 31st March 2020 *(₹ In lakh)*

Particulars	Non-current borrowings**	Finance lease obligation	Current borrowings
Opening balance as at 1st April 2019	6,77,211.28	-	28,236.63
Cash Flows during the year	55,000.00	(691.77)	62,533.27
Principal repayment during the period	(15,398.54)	-	(-10000)
Non-Cash Changes due to :			
Acquisition under finance lease	-	1670.52	-
Variations in exchange rate	6,193.88	-	-
Transaction cost on borrowings	(191.94)	-	-
Closing balance as at 31st March 2020	**7,22,814.68**	**978.75**	**80,769.90**

** includes current maturity of long term borrowings

In terms of our report of even date

For **L K Kejriwal & Co**
Chartered Accountants
F.R.N. 001368C

For and on behalf of the Board of Directors

Date: 10-06-2021
Place: Shillong

A. P. Rong	Anil Kumar	Vinod Kumar Singh	Naresh Kr Poddar
Company Secretary	Director (Finance)	Chairman & Managing Director	Partner
	DIN : 08376723	DIN : 07471291	Membership No. 041717

Consolidated Statement of Changes in Equity for the year ended 31st March 2021

(A) Equity Share Capital

For the year ended 31st March 2021 *(₹ In lakh)*

Particulars	Amount
Balance as at 1st April 2020	360981.04
Changes in equity capital during the year	-
Balance as at 31st March 2021	**360981.04**

For the year ended 31st March 2020 *(₹ In lakh)*

Particulars	Amount
Balance as at 1st April 2019	360981.04
Changes in equity capital during the year	-
Balance as at 31st March 2020	**360981.04**

(B) Other Equity

For the year ended 31st March 2021 *(₹ In lakh)*

Particulars	Reserve & Surplus			Total
	Bonds redemption reserve	General Reserve	Retained Earnings	
Balance as at 1st April 2020	65054.17	197691.68	20152.67	282898.52
Profit for the year	-	-	4791.23	4791.23
Other Comprehensive income	-	-	(818.45)	(818.45)
Total Comprehensive Income	-	-	3972.78	3972.78
Final Dividend paid for FY2019-20	-	-	(2500.00)	(2500.00)
Balance as at 31st March 2021	**65054.17**	**197691.68**	**21625.45**	**284371.30**

For the year ended 31st March 2020 # *(₹ In lakh)*

Particulars	Reserve & Surplus			Total
	Bonds redemption reserve	General Reserve	Retained Earnings	
Balance as at 1st April 2019	65054.17	197691.68	5538.26	268284.11
Profit for the year	-	-	19631.15	19631.15
Other Comprehensive income	-	-	(315.08)	(315.08)
Total Comprehensive Income	-	-	19316.07	19316.07
Final Dividend paid for FY2018-19	-	-	(3900.00)	(3900.00)
Tax on Final Dividend	-	-	(801.66)	(801.66)
Balance as at 31st March 2020	**65054.17**	**197691.68**	**20152.67**	**282898.52**

For the year ended 01st April 2019 (₹ In lakh)

Particulars	Reserve & Surplus			Total
	Bonds redemption reserve	General Reserve	Retained Earnings	
Balance as at 1st April 2018	57067.08	197691.68	5275.95	260034.71
Transfer to/ from Retained earnings	7987.09	-	(7987.09)	-
Profit for the year	-	-	21112.89	21112.89
Other Comprehensive income	-	-	214.43	214.43
Total Comprehensive Income	-	-	21327.32	21327.32
Excess prov. Written back	-	-	785.94	785.94
Interim Dividend paid for FY 2018-19	-	-	(4700.00)	(4700.00)
Final Dividend paid for FY2017-18	-	-	(6800.00)	(6800.00)
Tax on Dividend	-	-	(2363.86)	(2363.86)
Balance as at 31st March 2019	**65054.17**	**197691.68**	**5538.26**	**268284.11**

Restated

In terms of our report of even date

For **L K Kejriwal & Co**
Chartered Accountants
F.R.N. 001368C

For and on behalf of the Board of Directors

Date: **10-06-2021**
Place: **Shillong**

A. P. Rong
Company Secretary

Anil Kumar
Director (Finance)
DIN : 08376723

Vinod Kumar Singh
Chairman & Managing Director
DIN : 07471291

Naresh Kr Poddar
Partner
Membership No. 041717

Note No. 1: Significant Accounting Policies 2020-21 (Consolidated)

A. Corporate information

North Eastern Electric Power Corporation Limited ("NEEPCO Ltd."/ "the Company") is a leading power utility, primarily operating in the North-Eastern Region of India. NEEPCO Ltd, a Central Public Sector Enterprise (CPSE), is a wholly owned Subsidiary of NTPC Ltd and it is conferred with the Schedule A- Miniratna Category-I CPSE status by the Government of India. The address of the Company's registered office is Brookland Compound, Lower New Colony, Laitumkhrah, Shillong 793003, Meghalaya. Authorised Capital of the Company is ₹5000 crore. The Company has its 12 (twelve) generating stations, which are under operation [except Kopili (4 X 50 MW) power station is under shut down from the 07th of October 2019 due to rupturing of the penstock and presently under Reconstruction Renovation and Modernisation] with 8 (eight) hydro, 3 (three) thermal and 1(one) solar power generating stations. Present installed capacity of the company is 2057 MW.

NEEPCO Ltd has its debt (Bond XI issue to XXII issue) listed with Bombay Stock Exchange (BSE).

B. Basis of preparation

I. Statement of Compliance

The financial statements of the Company have been prepared in accordance with the relevant provisions of the Companies Act, 2013, Indian Accounting Standards (herein after referred to as "Ind-AS") as notified by the Ministry of Corporate Affairs pursuant to the section 133 of the Companies Act, 2013 read with Rule 3 of the Companies (Indian Accounting Standards) Rules 2015, Companies (Indian Accounting Standards) Amendment Rules 2016 and the provisions of the Electricity Act, 2003 to the extent applicable.

The Company has adopted all the applicable Ind ASs and such adoption was carried out in accordance with Accounting Principles generally accepted in India as prescribe in section 133 of the Act, read with Rule 7 of the Companies (Accounting) Rules 2014,

II. Basis of measurement

The financial statements have been prepared on historical cost basis, except

- Certain financial instruments that are measured at fair value;
- Assets held for sale – measured at fair value less cost to sell;
- Plan assets of defined employees benefit plans;

Historical cost is generally based on the fair value of the consideration given in exchange for goods and services.

Income and Expenses are accounted for on Mercantile Basis, except otherwise stated and disclosed accordingly.

III. Functional and presentation currency

These financial statements are presented in Indian Rupee (INR), which is the Company's functional currency. All financial information presented in INR has been rounded off to the nearest Lakh (upto two decimals) for the Company, except as stated otherwise.

IV. Current and Non-current classification

All assets and liabilities have been classified as current or non-current as per Company's operating cycle and other criteria set out in Schedule-III of the Companies Act 2013. Based on the nature of business, the Company has ascertained its operating cycle as 12 months for the purpose of Current or noncurrent classification of assets and liabilities.

Deferred tax assets and Deferred tax liabilities are classified as non-current .

V. Use of estimates and management judgments

The preparation of financial statements requires management to make judgments, estimates and assumptions in the application of accounting policies that affect the reported amounts of assets, liabilities, disclosure of contingent assets and liabilities at the date of financial statements and reported amount of income and expenses during the period. Actual results may differ from those estimates.

Continuous evaluation is done on the estimation and judgments based on historicalexperience and other factors, including expectations of future events that are believed to be reasonable. Revisions to accounting estimates are recognised in the financial statements prospectively and if material, their effects are disclosed in the notes to the financial statements.

Key sources of estimation uncertainty at the reporting date, which may cause a material adjustment to the carrying amounts of assets and liabilities for future years are provided in Note-D.

VI. Investment in Joint Venture

A joint venture is a joint arrangement whereby the parties that have joint control of the arrangement have rights to the net assets of the joint arrangement. Joint control is the contractually agreed sharing of control of an arrangement, which exists only when decisions about the relevant activities require unanimous consent of the parties sharing control.

The investment in joint venture is carried at cost, which comprises of price paid to acquire investment and directly attributable cost, less Impairment, if any.

C. Summary of Significant Accounting Policies

Basis of Consolidation

A joint venture is a joint arrangement whereby the parties that have joint control of the arrangement have rights to the net assets of the joint arrangement. Joint control is the contractually agreed sharing of control of an arrangement, which exists only when decisions about the relevant activities require unanimous consent of the parties sharing control.

The results and assets and liabilities of joint ventures are incorporated in these consolidated financial statements using the equity method of accounting, except when the investment, or a portion thereof, is classified as held for sale, in which case it is accounted for in accordance with Ind AS 105.

Under the equity method, an investment in a joint venture is initially recognised in the consolidated balance sheet at cost and adjusted thereafter to recognise the Group's share of the profit and loss of the joint venture. When the Group's share of losses of a joint venture exceeds the Group's interest in that joint venture (which includes any long-term interests that, in substance, form part of the Group's net investment in the joint venture), the Group discontinues recognising its share of further losses. Additional losses are recognised only to the extent that the Group has incurred legal or constructive obligations or made payments on behalf of the joint venture.

An investment in a joint venture is accounted for using the equity method from the date on which the investee becomes a joint venture. On acquisition of the investment in a joint venture, any excess of the cost of the investment over the Group's share of the net fair value of the identifiable assets and liabilities of the investee is recognised as goodwill, which is included within the carrying amount of the investment. Any excess of the Group's share of the net fair value of the identifiable assets and liabilities over the cost of the investment, after reassessment, is recognised directly in equity as capital reserve in the period in which the investment is acquired.

If there is objective evidence of impairment as a result of one or more events that occurred after the initial recognition of the net investment in a joint venture (a 'loss event') and that loss event (or events) has an impact on the estimated future cash flows from the net investment that can be reliably estimated, then it is necessary to recognise impairment loss with respect to the Group's investment in a joint venture.

When necessary, the entire carrying amount of the investment (including goodwill) is tested for impairment in accordance with Ind AS 36 Impairment of Assets as a single asset by comparing its recoverable amount (higher of value in use and fair value less costs of disposal) with its carrying amount, Any impairment loss recognised forms part of the carrying amount of the investment. Any reversal of that impairment loss is recognised in accordance with Ind AS 36 to the extent that the recoverable amount of the investment subsequently increases.

1. Property, plant and equipment

1.1 An item of PPE is recognized as an asset if it is probable that future economic benefits associated with the item will flow to the Company and the cost of the item can be measured reliably.

1.2 Property, plant and equipment held for use in the production and transmission of power, or for administrative purposes, are stated in the balance sheet at cost, less accumulated depreciation/amortization and impairment loss, if any.

1.3 Auxiliaries which are not separately identifiable, but are common to more than one power generating unit are capitalised in the ratio of their respective installed capacity.

1.4 PPE are initially measured at cost of acquisition/construction including decommissioning or restoration cost, if any, wherever required. The cost includes expenditure that is directly attributable to the acquisition/construction of the asset. In cases where final settlement of bills with contractors is pending, but the asset is complete and ready for use, capitalization is done on provisional basis subject to necessary adjustments in the year of final settlement.

1.5 The expenditure incurred on start-up and commissioning of the project, including the expenditure incurred on trial/test runs and experimental production is capitalized as an indirect element of the construction cost. However, after commencement of commercial operation, the expenditure incurred is charged to Revenue expenditure, even if the contract stipulation provides for final taking over of the plant after successful commissioning of the plant.

1.6 Subsequent expenditure on major maintenance or repairs includes the cost of the replacement of parts of assets and major overhaul costs. Where an asset or part of an asset is replaced and it is probable that future economic benefits associated with the item will be available to the Company, the expenditure is capitalized and the carrying amount of the item replaced is derecognized. If it is not practicable to determine the carrying amount of the replaced part, the company uses the cost of the replacement as an indication of what the cost of replaced part was at the time it was acquired or constructed.Similarly, overhaul costs associated with major maintenance are capitalized.

1.7 Standby equipment and servicing equipment which meet the recognition criteria of Property, Plant and Equipment are capitalized.

1.8 Assets over which the Company has control, though created on land not belonging to the Company are included under Property, Plant and Equipment.

1.9 Payments made/ liabilities created provisionally towards compensation, rehabilitation and other expenses relatable to land in possession are treated as cost of land.

1.10 Spare parts procured along-with the Plant & Machinery as well as procured subsequently which meets the recognition criteria are capitalized. Other machinery spares are treated as "stores & spares" forming part of the inventory.

1.11 Cost of mobile handsets are recognised as revenue expenditure.

1.12 An item of property, plant and equipment is derecognized upon disposal or when no future economic benefits are expected to arise from the continued use of the asset. Any gain or loss arising on the disposal or retirement of an item of property, plant and equipment is determined as the difference between the sale proceeds and the carrying amount of the asset and is recognized in profit & loss or IEDC, as the case may be.

2. Capital work-in-progress

2.1 Expenditure incurred on assets under construction is carried at cost under Capital work in Progress. Such costs comprises purchase price of asset including all taxes/duties and other costs that are directly attributable to bringing the asset to the location and condition necessary for it to be capable of operating in the manner intended by management. Such properties are classified to the appropriate categories of property, plant and equipment when completed and ready for intended use.

2.2 Cost directly attributable to projects under construction include costs of employee benefits, expenditure in relation to survey and investigation activities of the projects, cost of site preparation, initial delivery and handling charges, installation and assembly costs, professional fees, expenditure on maintenance and up-gradation etc. of common public facilities, depreciation on assets used in construction of project, interest during construction and other costs including administrative and general overhead costs, if attributable to construction of projects. Such costs are accumulated under "Capital works in progress" and subsequently allocated on systematic basis over major immovable assets. For projects under construction, the project specific IEDC is allocated to its qualifying assets at the time of capitalisation on the basis of Cost Estimate/ Completion Cost of the project.

2.3 Capital expenditure incurred to create facilities, over which the Company does not have control and creation of which is essential for construction of the project is carried on under :Capital works in progress" and subsequently allocated on systematic basis over major immovable assets, other than land and infrastructure facilities on commissioning of projects.

2.4 Expenditure against "Deposit works" is accounted for on the basis of statement of accounts received the concerned agency and acceptance by the Company.

2.5 Common expenditure of a project, which is partially in operation and partially under construction, is being apportioned on the basis of the installed capacity.

2.6 Share of Corporate office and Guwahati office expenditures relating to construction activities are allocated/ apportioned to the projects under construction on the basis of accretion to CWIP.

2.7 In case of abandonment/ suspension/ discontinuation of project, the expenditure in relation to the same is expensed/ charged off in the year of such decision.

3. Intangible Assets

3.1 An intangible asset is recognized if and only if it is probable that the expected future economic benefit that are attributable to the assets will flow to the Company and the cost of the asset can be measuraed reliably.

3.2 Intangible assets acquired separately are measured on initial recognition at cost. Such assets are capitalized when the assets are ready for its intended use. After initial recognition, intangible assets are carried at cost less accumulated amortization and impairment losses, if any.

3.3 Computer software (not being an integral part of the related hardware) acquired for internal use, is stated at cost of acquisition less accumulated amortization and impairment losses, if any.

3.4 Land taken for use from State Government (without transfer of title) and expenses on relief and rehabilitation as also on creation of alternate facilities for land evacuees or in lieu of existing facilities coming under submergence and where construction of such alternate facilities is a specific pre-condition for the acquisition of the land for the purpose of the project, are accounted for under "Land-Right to use."

3.5 Intangible assets not ready for its intended use as on the date of balance-sheet are disclosed as "Intangible assets under development".

4. Depreciation and amortization

Depreciation is charged as per Electricity Act, 2003 on straight line method following the rates and methodology notified by the Central Electricity Regulatory Commission constituted under the Act except the followings:

i. IT equipment (Personal Computers and Laptops including Peripherals) are depreciated in a period of three years.

ii. Computer software is amortised on straight-line method over a period of legal right to use or 03 (three) years, whichever is less. The amortisation period and the amortisation method of intangible assets with a finite useful life is reviewed at each financial year and adjusted prospectively, whereever required.

iii. "Land-right to use" is fully amortized over the period of useful life of the project, from its "Date of commercial operation".

iv. Leasehold Lands are amortised over the period of lease or useful life of the project, whichever is lower, from its "Date of commercial operation". Leasehold Land, in case of administrative offices, are amortised over the lease period.

v. Where the cost of depreciable assets has undergone a change during the year due to increase/ decrease in long term liabilities on account of exchange fluctuation, price adjustment, settlement of arbitration/ court cases, changes in duties and similar factors, the unamortized balances of such assets is depreciated prospectively over the residual life of such asset at the rate and methodology notified by the CERC regulations.

vi. Cost of major repairing and overhauls are depreciated over their useful lives where it is probable that future economic benefits will be available.

vii. Spares parts procured along with the Plant & Machinery or subsequently which are capitalized and added in the carrying amount of such item are depreciated over the residual useful life of the related plant and machinery at the rates and methodology notified by CERC.

viii. Assets/ procured installed, whose individual cost is ₹5000/- or less but more than ₹750/- (hereinafter is called Assets of minor value) and assets (excluding immovable assets) whose written down value is ₹5000/- or less at the beginning of the year are full depreciated during the year leaving a nominal balance of ₹1/- only.

ix. Low value items, which are in the nature of the assets (excluding immovable assets) and value up to ₹750/- are not capitalized and charged off to revenue during the year.

x. Depreciation of an asset ceases at the earlier of the date that the asset is classified as held for sale (or included in a disposal group that is classified as asset held for sale) in accordance with Ind AS 105 and the date that the asset is derecognised.

xi. Depreciation of Corporate/ Administrative office assets and general assets of projects under construction are charged following the rates notified vide CERC tariff regulations.

5. Impairment of assets

5.1 At the end of each reporting period, the Company reviews the carrying amounts of its tangible assets to determine whether there is indication that those assets may suffer an impairment loss. If any such indication exists, the recoverable amount (i.e., higher of its fair value less cost to sell and the value-in-use) is determined on individual

North Eastern Electric Power Corporation New Delhi

asset basis unless the asset does not generate cash flows that are largely independent of those from other assets. In such cases, the recoverable amount is determined for the cash generating unit (CGU) to which the asset belongs.

5.2 If the recoverable amount of an asset (or CGU) is estimated to be less than its carrying amount, the carrying amount of the asset (or CGU) is reduced to its recoverable amount and the difference between the carrying amount and recoverable amount is recognised as impairment loss in the statement of profit & loss.

5.3 Impairment losses recognised in prior periods are assessed at each reporting period for any indications that the loss has decreased or no longer exits. An impairment loss is reversed if there has been a change in the estimated recoverable amount. An impairment loss is reversed only to the extent that the asset's carrying amount does not exceed the carrying amount that would have been determined, net of depreciation or amortisation, if no impairment loss has been recognised.

6. Regulatory deferral accounts

6.1 Expenses/income recognized in the Statement of Profit & Loss to the extent recoverable from or payable to the beneficiaries is subsequent period as per CERC tariff Regulations are recognized as "Regulatory Deferral Account Balances".

6.2 Regulatory deferral account balances are adjusted from the year in which the same become recoverable from or payable to the beneficiaries.

6.3 Regulatory Deferral Account Balances are evaluated at each Balance Sheet Date to ensure that the underlying activities meet the recognition criteria and it is probable that future economic benefits associated with such balances will flow to the entity. If it is no longer probable that future economic benefit associated with such balances will flow to the Company, such balances are de-recognized.

6.4 Regulatory deferral Account Balances are tested for impairment at each Balance sheet date.

7. Foreign Currency Transaction

7.1 Items included in the financial statements are measured using the currency of the primary economic environment in which the Company operates.

7.2 In preparing the financial statements transactions in currencies other than the entity's functional currency are recognized at the rates of exchange prevailing at the dates of the transactions. At the end of each reporting period, monetary items denominated in foreign currencies are translated at the rates prevailing at that date.

7.3 Exchange differences on foreign currency borrowings relating to Asset under Constructions for future productive use are included in the cost of those assets when they are regarded as an adjustment to interest cost on those foreign currency borrowings as per the requirements of Ind AS 23.

7.4 Exchange differences on monetary items are recognized in the statement of profit and loss/ IEDC, as the case may be, in the period in which they arise.

7.5 Monetary assets and liabilities denominated in foreign currencies are translated at the functional currency spot rates of exchange at the reporting date. Exchange differences arising out on settlement or translation of monetary items are recognized in the profit or loss in the year in which it arises with the exception that exchange differences on long term monetary items related to acquisition of property, plant and equipment recognized up to 31-03-2016 are adjusted to the carrying cost of property, plant and equipment.

7.6 In accordance with the CERC tariff regulations, every generating company shall recover the foreign exchange rate variation on year-to-year basis as income or expense in the period in which it arises, i.e., the Company can recover the foreign exchange rate variation on actual basis when foreign currency loan is repaid after commercial operation date (COD).

8. Provisions, Contingent Liabilities and Contingent Assets

8.1 Provisions are recognized when there is a present obligation (legal or constructive) as a result of a past event and it is probable ("more likely than not") that it is required to settle the obligation, and a reliable estimate can be made of the amount of the obligation.

8.2 The amount recognized as a provision is the best estimate of the consideration required to settle the present obligation at the balance sheet date, taking into account the risks and uncertainties surrounding the obligation.

New Delhi North Eastern Electric Power Corporation NEEPCO

8.3 If the effect of the time value of money is material, provision is determined by discounting the expected future cash flow using a current pre-tax rate that reflects the risk specific to the liability. When discounting is used, the increase in the provision due to the passage of time is recognized as a finance cost.

8.4 Contingent liabilities are possible obligations that arise from past events and whose existence will only be confirmed by the occurrence or non-occurrence of one or more future events not wholly within the control of the Company. Contingent liabilities are not recognized but disclosed unless the possibilities of outflow of economic benefits are remote. Contingent liabilities are disclosed on the basis of judgment of management and are reviewed at each balance sheet date to reflect the current management estimate.

8.5 Contingent assets are possible assets that arise from past events and whose existence will only be confirmed by the occurrence or non-occurrence of one or more future events not wholly within the control of the Company. Contingent assets are disclosed in the financial statements when inflow of economic benefit is probable on the basis of judgment of management. These are reviewed at each balance sheet date and are adjusted to reflect the current management estimate. Contingent assets are disclosed in the financial statements when inflow of economic benefit is probable.

9. Leases

9.1 The determination of whether an arrangement is (or contains) a lease is based on the substance of the arrangement at the inception of the lease.

9.2 Leases are classified as finance leases whenever the terms of the lease transfers substantially all the risks and rewards incidental to the ownership of an asset to the lessee. Such finance leases are generally capitalised at the lease's inception at the fair value of the leased property which equals the transaction price. All other leases are classified as operating leases.

9.3 In compliance to MCA notification, the Company has adopted Ind AS 116 "Leases" with effect from 01.04.2019 and applied to all lease contracts existing on 1 April 2019. Consequently, the Company recorded the lease liability at the present value of remaining lease payments discounted at the incremental borrowing rate applicable at the date of initial application and the right of use assets at its carrying amount, discounted at the Company's incremental borrowing rate at the date of initial application.

10. Inventories

10.1 Inventories mainly comprise of stores and spare parts to be used for operation and maintenance of Property, Plant and Equipment.

10.2 Inventories are valued at costs or net realizable value (NRV), whichever is lower. Cost includes cost of purchase, cost of conversion and other costs incurred in bringing the inventories to their present location and condition. Cost is determined using weighted average cost formula and NRV is the estimated selling price in the ordinary course of business less the estimated costs necessary to make the sale.

10.3 Value of scrap is adjusted in the account as & when sold/disposed-off and profit/loss, if any, is recognized in accounts in the year of sell/disposal.

11. Trade receivable

11.1 Trade receivables are amounts due from customers for goods sold or services performed in the ordinary course of business. If collection is expected to be made within a period of 12 months or less from the reporting date, they are classified as current assets otherwise as non-current assets. Trade receivables are measured at their transaction price.

11.2 As the entire sales are made to State Govt. utilities as well as power trading companies, the Company is not providing for allowance for expected credit loss.

11.3 Trade Receivable represents the Company's right to an amount of Consideration that is unconditional (i.e. only the passage of time is required before payment of the Consideration is due)

12. Financial Instruments

12.1 Financial assets and liabilities are recognized when the Company becomes a party to the contractual provisions of the instrument. Financial assets and liabilities are initially measured at fair value. Transaction cost that are directly attributable to the acquisition or issue of financial assets and financial liabilities (other than financial assets and financial liabilities at fair value through profit or loss) are added to or deducted from the fair value measured on initial recognition of financial asset or financial liabilities.

12.2 Other Financial Assets (Contract Assets)

Accounts Receivables is the right to consideration in exchange for goods or services, transferred to the Customer. If the Company performs by transferring the goods or services to a Customer before the Customer pays consideration or payment is due, Accounts Receivables (in the nature of Contract Asset) is recognised for the Earned Consideration that is conditional.

Financial assets comprises of investments in joint venture, advances to employees, trade receivables, cash and cash equivalents, claims recoverable, security deposits etc.

i. **Cash or Cash Equivalents:**

The Company considers all short term Bank deposits, which are readily convertible in to known amounts of cash that are subject to an insignificant risk of change in value and having original maturities of three months or less from the date of purchase, to be cash equivalents. Cash and cash equivalents consists of balances with banks which are unrestricted for withdrawal and usage in the balance sheet, bank overdrafts are shown within borrowings in current liabilities.

ii. **Financial assets at amortized cost:**

Financial assets which are initially measured at cost are subsequently measured at amortized costs if these financial assets are held within a business model whose objective is to hold these assets in order to collect contractual cash flows and the contractual terms of the financial assets give rise on specified dates to cash flows that are solely payments of principal and interest on the principal amount outstanding.

iii. **Financial assets at Fair value through Other Comprehensive Income (OCI)**

Financial assets are measured at fair value through other comprehensive income if these financial assets are held within a business model whose objective is achieved by both collecting contractual cash flows and selling financial assets and contractual term of the financial assets give rise on specified days to cash flows that are solely payment of principals and the interest on principal amount outstanding.

iv. **Financial assets at Fair value through Profit or loss**

Financial assets are measured at fair value through profit or loss unless it is measured at amortized cost or at fair value through other comprehensive item on initial recognition. The transaction cost directly attributable to the acquisition of financial assets and liabilities at fair value through profit or loss are immediately recognized in the statement of profit or loss.

v. **Derecognition of financial assets**

The Company derecognizes a financial asset only when the contractual rights to the cash flows from the asset expire, or when it transfers the financial asset and substantially all the risks and rewards of ownership of the asset to another entity.

vi. **Impairment of financial assets**

At each reporting date, the Company assess whether the credit risk on a financial instrument has increased significantly since initial recognition

If, at the reporting date, the credit risk on a financial instrument has not increased significantly since initial recognition, the Company measures the loss allowance for that financial instrument at an amount equal to 12-month expected credit losses. If, the credit risk on that financial instrument has increased significantly since initial recognition, the Company measures the loss allowance for a financial instrument at an amount equal to the lifetime expected credit losses.

The amount of expected credit losses (or reversal) that is required to adjust the loss allowance at the reporting date is recognized as an impairment gain or loss in the statement of profit and loss.

12.3 Financial liabilities

Financial liabilities of the Company are contractual obligation to deliver cash or another financial asset to another entity or to exchange financial assets or financial liabilities with another entity under conditions that are potentially unfavourable to the Company. The Company's financial liabilities includes loan & borrowings, trade and other payable etc.

(i) The financial liabilities are initially measured at fair value, net of transaction costs, and are subsequently measured at amortised cost, using the effective interest rate method.

ii. **De-recognition of financial liability**

The Company derecognizes financial liabilities when, and only when, the Company's obligations are discharged, cancelled or they expire.

13. Borrowing cost

13.1 Borrowing costs consist of interest and other costs that the Company incurs in connection with the borrowing of funds. Borrowing costs that are directly attributable to the acquisition, construction/development or erection of qualifying assets are capitalised to the cost of those assets, until such time substantially all the activities necessary to prepare the qualifying assets for their intended use are completed.

13.2 Investment income earned on the temporary investment of specific borrowings pending their expenditure on related qualifying assets is deducted from the borrowing costs eligible for capitalization.

13.3 All other borrowing costs are recognized in the statement of profit and loss in the period in which they are incurred. Borrowing cost includes exchange differences on foreign currency borrowings are adjusted to interest cost.

13.4 Prepayment charges on repayment of loan in full will be charged off to the IEDC / Profit & Loss account, as applicable, in the year of repayment itself.

14. Government grants

14.1 Government grants are recognized when there is reasonable assurance that the Company will comply with the conditions attaching to them and that the grants has actually been received.

14.2 The benefits of a government loan at a below market rate of interest is also treated as Government Grant. The loan is initially recognised and measured at fair value and the government grant is measured as the difference between the initially recognized amount of the loan and the fair value of the loan based on prevailing market interest rates.

14.3 Government grants are recognised in the statement of profit and loss on a systematic basis over the periods in which the Company recognises as expenses the related costs for which the grants are intended to compensate. Government grants whose primary condition is that the Company should purchase, construct or otherwise acquire non-current assets are recognized in the balance sheet by setting up the grant as deferred income.

14.4 Other government grants (grants related to income) are recognized as income over the periods necessary to match them with the costs for which they are intended to compensate, on a systematic basis. Grants related to income are presented under other income in the statement of profit and loss.

15. Employee Benefits

15.1 Employee benefits consist of provident fund, pension, gratuity, post-retirement medical benefit (PRMB), leave benefits and other terminal benefits.

15.2 Company's contribution paid/payable during the year to Employees Defined Contribution Superannuation Scheme for providing Pension benefit, Provident Fund and Gratuity are accounted for and paid to respective funds which are administered through separate trusts. The Company's liability is actuarially determined for Gratuity, Leave encashment and PMRB at the Balance Sheet date and any further accretion during the year for Gratuity is provided for and that for Leave encashment and PMRB are charged to IEDC or profit & loss, as the case may be.

15.3 When the benefit of a plan are improved, the portion of the increased benefit relating to past service by employees is recognized in profit or loss on a straight line basis over the average period until the benefits become vested. To the extent that the benefits vest immediately, the expenses is recognized immediately in statement of profit and loss.

15.4 Short term employee benefit obligations are measured on an undiscounted basis and are expensed as the related service is provided. A liability is recognized for the amount expected to be paid under performance related pay if the company has a present legal or constructive obligation to pay this amount as a result of past service provided by the employee and the obligation can be estimated reliably.

15.5 The expenses incurred on terminal benefits in the form of ex-gratia payments are charged to IEDC or profit & loss, as the case may be in the year of incurrence of such expenses.

16. Income Taxes

Tax expense represents the sum of current tax and deferred tax.

North Eastern Electric Power Corporation New Delhi

16.1 Current income tax

The tax currently payable is based on taxable profit for the year. Taxable profit differs from 'profit before tax' as reported in the statement of profit and loss because of items of income or expense that are taxable or deductible in other years and items that are never taxable or deductible. The current income tax charge is calculated by using tax rates that have been enacted or substantively enacted by the end of the reporting period.

16.2 Deferred tax

Deferred tax assets and liabilities are measured at the tax rates that are expected to apply to the period when the asset is realized or the liability is settled, based on tax rates and tax laws that have been enacted or substantively enacted by the end of the reporting period. Tax relating to items recognized directly in other comprehensive income forms part of the statement of comprehensive income.

Deferred tax is provided, using the balance sheet method, on all temporary differences at the reporting date between the tax bases of assets and liabilities and their carrying amounts for financial reporting purposes.

The carrying amount of deferred tax assets is reviewed at each reporting date and reduced to the extent that it is no longer probable that sufficient taxable profits will be available to allow all or part of the asset to be recovered

Deferred Tax Assets include Minimum Alternate Tax (MAT) paid in accordance with the tax laws in India, which likely to give future economic benefits in the form of set off against future income tax liability. MAT is recognized as deferred tax asset in the balance sheet when the asset can be measured reliably and it is probable that the future economic benefit associated with the asset will be realized.

Deferred tax assets and liabilities are offset when there is a legally enforceable right to set off current tax assets against current tax liabilities and when they relate to income taxes levied by the same taxation authority and the Company intends to settle its current tax assets and liabilities on a net basis.

17. Revenue

Revenue is recognized to the extent that it is probable that the economic benefits will flow to the Company and the revenue can be reliably measured, regardless of when the payment is being made. Revenue is measured at the fair value of the consideration received or receivable. Revenues are reduced for rebates and other similar allowances.

17.1 Revenue from Operations

a) Revenue from Sale of Power

i. Revenue is recognised on transfer of control over the products or services to a Customer, based on the consideration that is specified in a contract with a customer or is expected to be received in exchange for the products or services and excludes amounts collected on behalf of third parties.

ii. Sale of Power is accounted for based on tariff approved by the Central Electricity Regulatory Commission (CERC). In case of power stations where final tariff is yet to be approved by CERC, the sale of energy is provided for on the basis of provisional rate considering the Annual Fixed Cost submitted before the CERC through Tariff Petition as per the principles enunciated in the Central Electricity Regulatory Commission (Terms & Conditions of Tariff) Regulations 2019. For projects for which neither CERC approved tariff is available nor petition pending with the CERC, sale of energy is accounted for on the basis of tariff as agreed by the beneficiaries. Revenue from sale of power includes sales delivered to customers but not yet billed, commonly referred to as "Unbilled revenue".

iii. The incentives/disincentives are recognized based on norms notified by the Central Electricity Regulatory Commission.

iv. Deferred tax liabilities till March, 2009, whenever materializes and recoverable from the beneficiaries as per the CERC tariff regulations, are accounted for on year to year basis

v. Exchange difference on account of translation of foreign currency borrowings recognized upto 31st March 2016, to the extent recoverable from or payable to the beneficiaries in subsequent periods as per the CERC Tariff Regulatons are accounted as "Deferred foreign currency fluctuation asset" with corresponding credit to "Deferred income from foreign currency fluctuation" . Deferred income from foreign currency fluctuation account is amortized in the proportion in which depreciation is charged on such exchange differences and same is adjusted against depreciation expense.

vi. Rebate allowed to beneficiaries for timely payments are netted off with the the revenue from operation on account of Sale of energy

b) **Revenue from DSM, RRAS and NERLDC Fees**

i. Revenue from DSM is recognised based on the weekly Accounts issued by the North Eastern Regional Power Committee (NERPC) which is governed by the Central Electricity Regulatory Commission (Deviation Settlement Mechanism) Regulations 2014 and amendments thereto.

ii. Revenue from RRAS is recognised based on the weekly Accounts issued by the North Eastern Regional Power Committee (NERPC) which is governed by the Central Electricity Regulatory Commission (Ancillary Services Operations) Regulations 2015 and amendments thereto.

iii. NERLDC Fees and charges are recognised as revenue as claimed on Beneficairies for reimbursement, governed by CERC (Terms & Conditions of Tariff) Regulations 2019 and amendments thereto.

17.2 Other Income

i. Dividend income from investments are recognized when the right to receive the dividend is established.

ii. Interest income from a financial asset is recognized when it is probable that the economic benefits will flow to the Company and the amount of income can be measured reliably. Interest income is accrued on time basis, by reference to the principal outstanding and at the effective interest rate applicable, which is the rate that exactly discounts estimated future cash receipts through the expected life of the financial asset to that asset's net carrying amount on initial recognition.

iii. Insurance claims for loss of profit are accounted for in the year of acceptance. Other insurance claims are accounted for based on certainty of realisation.

iv. Interest/Surcharge on late payment /overdue trade receivables for sale of energy is recognized when no significant uncertainty as to measurability or collectability exists.

18. Material prior period error

Material prior period errors are corrected retrospectively by restating the comparative amounts for the prior periods presented in which the error occurred. If the error occurred before the earliest period presented, the opening balances of assets, liabilities and equity for the earliest period presented, are restated.

19. Earnings Per Share

19.1 Basic earnings per share is computed by dividing the net profit for the period attributable to the equity shareholders of the Company by the weighted average number of equity shares outstanding during the period. The weighted average number of equity shares outstanding during the period and for all periods presented is adjusted for events, if any, other than the conversion of potential equity shares, if any that have changed the number of equity shares outstanding, without a corresponding change in resources.

19.2 For the purpose of calculating diluted earnings per share, the net profit for the period attributable to equity shareholders and the weighted average number of shares outstanding during the period is adjusted for the effects of all dilutive potential equity shares.

20. Miscellaneous

20.1 Each material class of similar items is presented separately in the financial statements. Items of a dissimilar nature or function are presented separately unless they are immaterial.

20.2 Liabilities for pending Capital works executed but not certified are not provided for , pending acceptance by the Company.

20.3 Physical verification of Fixed Assets and Inventories are undertaken by the management once in a year. The discrepancies noticed, if any, are accounted for in the year in which such differences are found.

21. Critical accounting judgements and key sources of estimation uncertainity

In the application of the Company's accounting policies, which are described in Note-B, the management of the Company is required to make judgements, estimates and assumptions about the carrying amounts of assets and liabilities that are not readily apparent from other sources. The estimates and associated assumptions are based on historical experience and other factors that are considered to be relevant. Actual results may differ from these estimates.

The estimates and underlying assumptions are reviewed on an ongoing basis. Revisions to accounting estimates are recognized in the period in which the estimate is revised.

22. **Critical judgements in applying accounting policies**

The following are the critical judgements, apart from those involving estimations (see point ii below), that the management have made in the process of applying the Company's accounting policies and that have the most significant effect on the amounts recognized in the financial statements

i. **Financial assets at amortized cost**

The management has reviewed the Company's financial assets at amortized cost in the light of its business model and have confirmed the Company's positive intention and ability to hold these financial assets to collect contractual cash flows.

ii. **Key sources of estimation uncertainity**

The following are the key assumptions concerning the future, and other key sources of estimation of uncertainty at the end of the reporting period that may have a significant risk of causing a material adjustment to the carrying amounts of assets and liabilities within the next financial year

a. **Impairment of investments**

The Company reviews its carrying value of investments carried at amortized cost annually, or more frequently when there is indication for impairment. If the recoverable amount is less than its carrying amount, the impairment loss is accounted for.

b. **Provisions**

Provisions (excluding retirement benefits, leave encashment and Gold Coin) are not discounted to its present value and are determined based on best estimate required to settle the obligation at the balance sheet date. These are reviewed at each balance sheet date adjusted to reflect the current best estimates.

c. **Assets held for sale**

Significant judgement is required to apply the accounting of non-current assets held for sale under Ind AS 105- 'Noncurrent assets held for sale and discontinued operations'. In assessing the applicability, management has exercised judgment to evaluate the availability of the asset for immediate sale, management's commitment for the sale and probability of sale within one year to conclude if their carrying amount will be recovered principally through a sale transaction rather than through continuing use.

d. **Contingent liabilities**

Contingent liabilities arising from past events, the existence of which would be confirmed only on occurrence or non-occurrence of one or more future uncertain events, not wholly within the control of the Company or contingent liabilities where there is a present obligations but it is not probable that economic benefits would be required to settle the obligations are disclosed in the financial statements unless the possibility of any outflow in settlement is remote

e. **Fair value measurements and valuation processes:**

For financial reporting purposes, fair value measurements are categorized into Level 1, 2 or 3 based on the degree to which the inputs to the fair value measurements are observable and the significance of the inputs to the fair value measurement in its entirety, which are described as follows:

- Level 1 inputs are quoted prices (unadjusted) in active markets for identical assets or liabilities that the Company can access at the measurement date;
- Level 2 inputs are other than quoted prices included within Level 1, that are observable for the asset or liability, either directly or indirectly; and
- Level 3 inputs are unobservable inputs for the asset or liability.

उत्तर पूर्वी इलेक्ट्रिक पावर कार्पोरेशन नई दिल्ली NEEPCO New Delhi North Eastern Electric Power Corporation

Note No. 2: Property, Plant and Equipment

(₹ In lakh)

Particulars	As at 31st March,2021	As at 31st March,2020	As at 1st April,2019
Freehold Land	2600.25	2600.25	2600.25
Right to Use (Leasehold Land)	5818.81	6019.26	6208.16
Buildings - Freehold			
Main Plant	114407.82	69257.11	70911.33
Others	15453.16	15459.80	14947.57
Right to Use	40.77	29.53	-
Plant & Equipments	1199089.73	503962.30	519251.70
Furniture & Fixture	603.81	627.68	654.85
Vehicles			
Owned	239.09	268.58	256.93
Right to use	685.53	905.14	-
Office Equipment	2289.27	2161.31	1957.37
Others :::			
Electrical Equipment	630.78	643.44	586.14
Road , Bridges, Culvert, Helipad	4051.77	3830.45	3397.78
Tools & Plants	3863.58	3985.19	2641.59
Misc . Equipment	32.88	28.53	27.85
Total	**1349807.25**	**609778.57**	**623441.52**

As at 31st March 2021

(₹ In lakh)

Particulars	Land	Buildings	Plant & equipments	Furniture & Fixture	Vehicle	Office Equipment	Electrical equipments	Road, Bridges, Culvert, Helipad	Tools & Plants	Misc Equipment	Right to Use (Leasehold Land)	Total
Gross Block as at April 1, 2020	2600.25	121758.47	842653.74	1797.55	2131.80	6862.09	1727.90	6128.72	7610.34	187.62	8807.13	1002265.61
Additions	-	49997.86	753564.11	43.32	376.45	596.94	49.01	397.44	163.51	11.28	-	805199.92
Disposals/Adjustment	-	(87.53)	(340.84)	(65.24)	(291.32)	(480.28)	(27.35)	-	(146.16)	(6.73)	-	(1445.45)
Reclassified as held for sale	-	-	-	-	-	-	-	-	-	-	-	-
Gross Block as at March, 31, 2021	**2600.25**	**171668.80**	**1595877.01**	**1775.63**	**2216.93**	**6978.75**	**1749.56**	**6526.16**	**7627.69**	**192.17**	**8807.13**	1806020.08
Impairment as at April 1, 2020												
Other re-classifications												
Impairment as at March, 31, 2021												
Accumulated Depreciation as at April 1, 2020	-	37012.03	338691.44	1169.87	958.08	4700.78	1084.46	2298.27	3625.15	159.09	2787.87	392487.04
Charge for the period	-	4860.16	58894.95	61.60	622.16	357.64	51.17	176.12	250.44	7.41	200.45	65482.10
Disposals	-	(105.14)	(799.11)	(59.65)	(287.93)	(368.94)	(16.85)	-	(111.48)	(7.21)	-	(1756.31)
Other re-classifications	-	-	-	-	-	-	-	-	-	-	-	-
Accumulated depreciation as at March, 31, 2021	-	**41767.05**	**396787.28**	**1171.82**	**1292.31**	**4689.48**	**1118.78**	**2474.39**	**3764.11**	**159.29**	**2988.32**	456212.83
Total accumulated depreciation and impairment as at March, 31, 2021	-	**41767.05**	**396787.28**	**1171.82**	**1292.31**	**4689.48**	**1118.78**	**2474.39**	**3764.11**	**159.29**	**2988.32**	456212.83
Net block as at March, 31, 2021	**2600.25**	**129901.75**	**1199089.73**	**603.81**	**924.62**	**2289.27**	**630.78**	**4051.77**	**3863.58**	**32.88**	**5818.81**	**1349807.25**

North Eastern Electric Power Corporation New Delhi

As at 31st March 2020

(₹ In lakh)

Particulars	Land	Buildings	Plant & equipments	Furni-ture & Fixture	Vehicle	Office Equip-ment	Electrical equip-ments	Road, Bridges, Culvert, Helipad	Tools & Plants	Misc Equip-ment	Right to Use (Lease-hold Land)	Total
Gross Block as at April 1, 2019	2600.25	119994.07	838495.51	1762.85	677.30	6467.57	1662.44	5640.34	6224.92	180.70	6208.16	989914.11
Additions	-	2662.95	24661.20	44.11	1463.50	517.21	116.34	644.03	1635.10	9.97	81.28	31835.69
Disposals/Ad-justment	-	(898.55)	(20502.97)	(9.41)	(9.00)	(122.69)	(50.88)	(155.65)	(249.68)	(3.05)	2517.69	(19484.19)
Reclassified as held for sale	-	-	-	-	-	-	-	-	-	-	-	-
Gross Block as at March, 31, 2020	**2600.25**	**121758.47**	**842653.74**	**1797.55**	**2131.80**	**6862.09**	**1727.90**	**6128.72**	**7610.34**	**187.62**	**8807.13**	1002265.61
Impairment as at April 1, 2019												
Other re-classifications												
Impairment as at March, 31, 2020												
Accumulated Depreciation as at April 1, 2019	-	34135.17	319243.81	1108.00	420.37	4510.20	1076.30	2242.56	3583.33	152.85	-	366472.59
Charge for the period	-	3533.00	29940.63	62.99	545.81	306.76	50.24	159.02	204.50	8.94	270.17	35082.06
Disposals	-	**(656.14)**	**(10493.00)**	**(1.12)**	**(8.10)**	**(116.18)**	**(42.08)**	**(103.31)**	**(162.68)**	**(2.70)**	**2517.70**	(9067.61)
Other re-classifications												
Accumulated depreciation as at March, 31, 2020	-	**37012.03**	**338691.44**	**1169.87**	**958.08**	**4700.78**	**1084.46**	**2298.27**	**3625.15**	**159.09**	**2787.87**	392487.04
Total accumulated depreciation and impairment as at March, 31, 2020	-	**37012.03**	**338691.44**	**1169.87**	**958.08**	**4700.78**	**1084.46**	**2298.27**	**3625.15**	**159.09**	**2787.87**	392487.04
Net block as at March, 31, 2020	**2600.25**	**84746.44**	**503962.30**	**627.68**	**1173.72**	**2161.31**	**643.44**	**3830.45**	**3985.19**	**28.53**	**6019.26**	**609778.57**

As at April 01, 2019

(₹ In lakh)

Particulars	Free-hold Land	Buildings	Plant & equipments	Furni-ture & Fixture	Vehicle	Office Equip-ment	Electrical equip-ments	Road, Bridges, Culvert, Helipad	Tools & Plants	Misc Equip-ment	Right to Use (Lease-hold Land)	Total
Gross Block as at April 1, 2018	2566.88	118203.92	527539.68	1697.46	677.31	6155.50	1626.63	6329.43	6135.75	182.02	6417.05	677531.63
Additions	33.37	1792.36	311552.11	69.96	-	373.88	35.81	406.21	91.78	13.48	-	314368.96
Disposals/Ad-justment	-	(2.21)	(596.28)	(4.57)	(0.01)	(61.81)	-	(1095.30)	(2.61)	(14.80)	(208.89)	(1986.48)
Reclassified as held for sale	-	-	-	-	-	-	-	-	-	-	-	-
Gross Block as at March 31, 2019	**2600.25**	**119994.07**	**838495.51**	**1762.85**	**677.30**	**6467.57**	**1662.44**	**5640.34**	**6224.92**	**180.70**	**6208.16**	**989914.11**
Impairment as at April 1, 2018												
Other re-classifications												
Impairment as at March 31, 2019												
Accumulated Depreciation as at April 1, 2018	-	33332.48	284818.70	1046.17	383.91	4268.62	1029.95	2293.13	3398.20	150.62	-	330721.78
Charge for the period	-	802.81	34743.25	66.08	36.46	311.72	46.37	163.70	187.06	3.26	-	36360.71
Disposals	-	(0.12)	(318.14)	(4.25)	-	(70.14)	(0.02)	(214.27)	(1.93)	(1.03)	-	(609.90)
Other re-classifications												
Accumulated depreciation as at March 31, 2019	-	**34135.17**	**319243.81**	**1108.00**	**420.37**	**4510.20**	**1076.30**	**2242.56**	**3583.33**	**152.85**	-	**366472.59**
Total accumulated depreciation and impairment as at March 31, 2019	-	**34135.17**	**319243.81**	**1108.00**	**420.37**	**4510.20**	**1076.30**	**2242.56**	**3583.33**	**152.85**	-	**366472.59**
Net block as at March 31, 2019	**2600.25**	**85858.90**	**519251.70**	**654.85**	**256.93**	**1957.37**	**586.14**	**3397.78**	**2641.59**	**27.85**	**6208.16**	**623441.52**

i. Property, plant and equipment (including Capital work-in-progress) has been tested for impairment where indicators of impairment existed. Based on the assessment, the Company do not recognise any impairment charge during the previous year and also during the year ended March 31, 2021.

ii. Present and future immovable properties of Construction and O&M projects are mortgaged for raising Secured, Redeemable Non-Convertible Bonds Eleventh to Twenty second issue valuing ₹524700.00 lakhs having Charge ID with ROC are 100394348 for ₹50000.00 Lakhs, 100334035 for ₹15000.00 Lakhs, 100239598 for ₹30000.00 Lakhs, 100179561 for ₹30000.00 Lakhs, 100151868 for ₹50000.00 Lakhs, 10603635 for ₹90000.00 lakhs, 10555356 for ₹48000.00 lakhs, 10534076 for ₹200000.00 lakhs, 10466275 for ₹2900.00 lakhs, 10411581 for ₹4800.00 lakhs, 10411580 for ₹4000.00 lakhs. Secured Medium & Long Term Loan amounting to ₹130000.00 lakhs. External Commercial Borrowing raised from SBI, Singapore for construction projects is secured by Hypothecation of all movable & immovable assets (including plant, machinery) created / to be created in respect of Tripura Gas Based Power Plant, Agartala and Agartala Gas Turbine Projects –Extension, Agartala. Foreign currency Loan received from KfW, Germany for construction of Pare Hydro Electric Project at Arunachal Pradesh is guranteed by Govt. of India.

iii. The conveyancing of the title to 33.19 Acre of freehold land at Guwahati valued ₹4.41 crore purchased by NEEPCO Ltd. from Assam Tea Corporation Ltd is awaiting completion of mutation process, for which application already submitted to concerned department of the Govt. of Assam. In addition, land measuring 183.19 hectare acquired for Kopili Stage II valued ₹4.52 crore in under litigation due to the claim lodged by the 303 land owners with respect to enhancement of land compensation and the matter is pending before the Special Judge (Judicial), West Jaintia Hills, Meghalaya.

iv. The loss due to mishap occurred in Kopili HEP (200 MW) on 7th October 2019 has been reassessed during the year and amount stands at ₹10366.72 lakhs (Net block). Of the said amount ₹10120.81 lakhs was accounted for as on 31.03.2020 & the balance has been recognised in the current financial year.

v. Interest and finance charge, related to construction projects, amounting to ₹14835.19 lakhs (previous year ₹45149.26 lakhs) has been transferred to IEDC (Ref. Note No-34 B). The foreign exchange borrowings are un-hedged.

vi Exchange differences capitalized are disclosed in the 'Addition' column of Capital work-in-progress (CWIP) and allocated to various heads of CWIP in the year of capitalisation through 'Deductions/Adjustments' column of CWIP. Exchange differences in respect of assets already capitalised are disclosed in the 'Deductions/Adjustments' column of Property, plant and equipment. Asset-wise details of exchange differences and borrowing costs included in the cost of major heads of CWIP and property, plant and equipment through 'Addition' or 'Deductions/Adjustments' column are given below:

(₹ In lakh)

Particulars	For the year ended 31st March 2021		For the year ended 31st March 2020	
	Exchange Difference included in PPE/CWIP	Borrowing costs included in PPE/CWIP	Exchange Difference included in PPE/CWIP	Borrowing costs included in PPE/CWIP
Main Plant Building	23.82	922.97	906.18	-
Hydraulic works, reservoir, dam, tunnel	945.58	10908.40	783.84	-
Plant & Equipment	(202.74)	3001.89	3965.64	-
Others including pending allocation	-	1.92	-	45149.26
Total	**766.66**	**14835.18**	**5655.66**	**45149.26**

vii. The net carrying amount of plant and machinery comprises of:

(₹ In lakh)

Particulars	As at 31st March 2021	As at 31st March 2020	As at 31st March 2019
Assets held under Finance Leases			
Cost	-	-	-
Accumulated depreciation and impairment losses	-	-	-
Net carrying amount	-	-	-
Owned assets	1349080.95	608843.90	623441.52
Net carrying amount	**1349080.95**	**608843.90**	**623441.52**

The net carrying amount of PPE (Owned assets) above does not include Assets under "Right to use (Building and vehicles)" recognized in books as per Ind AS 116 amounting to ₹726.30 lakh (previous year ₹934.67 lakh).

viii. Deduction/adjustments from gross block and Depreciation for the year includes

(₹ In lakh)

Particulars	Gross Block for the year ended		Depreciation for the year ended	
	31st March 2021	31st March 2020	31st March 2021	31st March 2020
Disposal of assets	(88.92)	(120.98)	(77.93)	(110.89)
Retirement of assets	(1705.06)	(21888.58)	(1267.82)	(11482.09)
Cost adjustments including exchange difference	766.66	-	-	-
Assets capitalised with retrospective effect/ Write back of excess capitalisation	(2.67)	-	-	-
Others	(415.46)	2525.37	(410.56)	2525.37
Total	**(1445.45)**	**(19484.19)**	**(1756.31)**	**(9067.61)**

Note No. 3: Details of CWIP

(₹ In lakh)

Particulars	As at 1st April 2020	Additions during the year	Adjustments during the year	Capitalised during the year	As at 31st March 2021	As at 31st March 2020	As at 1st April 2019
Building	548.52	388.17	(12.92)	370.35	553.42	548.52	939.32
Roads, Bridges, Culverts & Helipads	22055.91	251.57	(21894.27)	213.36	199.85	22055.91	21687.22
Electrical Installation	1.09	-	(0.07)	1.02	-	1.09	130.43
Water Supply, Sewerage & Drainage	53.78	132.88	(9.79)	44.87	132.00	53.78	69.86
Hydraulic works incldg Dams, Dykes etc.	251931.09	7001.95	327847.75	584128.06	2652.73	251931.09	247685.77
Other Civil works	85.86	22.43	-	-	108.29	85.86	21.42
Power house	21209.72	562.68	27452.18	49108.32	116.26	21209.72	20429.05
Switchyard including cable connection	9685.24	150.32	12220.84	22017.69	38.71	9685.24	9436.72
Environment & Ecology	13083.93	33.00	(13091.60)	-	25.33	13083.93	12964.25
Transmission Lines	6.00	-	-	3.23	2.77	-	-
Transformer having a rating of 100 KV ampere and above	10903.82	245.90	14493.55	25401.35	241.92	10903.82	10799.93
Survey & Investigation	3850.42	28.69	79.75	-	3958.86	3850.42	3767.4
Communication equipment	-	0.99	-	-	0.99	-	2.48
Plant & Machinery in Generating station	47451.58	5831.10	63156.93	115242.48	1197.13	47457.58	44805.87
Gas Booster Station	-	2482.83	-	-	2482.83	-	77.80
EDP & WP Machine	-	17.04	(9.15)	4.09	3.80	-	-
Incidental Expenditure during Construction	398736.66	25380.59	(412824.76)	-	11292.49	398736.66	339056.56
	779603.62	**42530.14**	**(2591.56)**	**796534.82**	**23007.38**	**779603.62**	**711874.08**
Less : Provision for write off	6044.53	79.76	-	-	6124.29	6044.53	5376.08
Construction Store (net of provisions)	482.95	267.36	(687.20)	49.60	13.51	482.95	925.18
TOTAL	**774042.04**	**42717.74**	**(3278.76)**	**796584.42**	**16896.60**	**774042.04**	**707423.18**

CONSOLIDATED FINANCIAL STATEMENTS

Note No. 4: Intangible Assets Under Development

(₹ In lakh)

As at 31.03.2021

Particulars	As at 1st April 2020	Additions during the year	Adjust-ments dur-ing the year	Capital-ised dur-ing the year	As at 31st March 2021	As at 31st March 2020	As at 1st April 2019
Upfront Premium including Processing fee	10082.50	-	-	-	10082.50	10082.50	10082.50
Software	418.94	244.42	-	95.95	567.41	418.94	-
	10501.44	**244.42**	-	**95.95**	**10649.91**	**10501.44**	**10082.50**
Less : Provision for write off	10000.00	-	-	-	10000.00	10000.00	10000.00
Total	**501.44**	**244.42**	-	**95.95**	**649.91**	**501.44**	**82.50**

As at 31.03.2020

Particulars	As at 1st April 2019	Additions during the year	Adjustments during the year	Capitalised during the year	As at 31st March 2020	As at 31st March 2019
Upfront Premium including Processing fee	10082.50	-	-	-	10082.50	10082.50
Software	-	418.94	-	-	418.94	-
	10082.50	**418.94**	-	-	**10501.44**	**10082.50**
Less : Provision for write off	10000.00	-	-	-	10000.00	10000.00
Total	**82.50**	**418.94**	**0.00**	**0.00**	**501.44**	**82.50**

Note No. 4A: Intangible Assets

(₹ In lakh)

Particulars	As at 31st March 2021	As at 31st March 2020	As at 1st April 2019
Carrying amounts of :			
Software	712.48	684.95	30.20
Right to use (Forest Land)	8,129.91	7914.68	9746.28
Total	**8,842.39**	**8,599.63**	**9,776.48**

(₹ In lakh)

As at 31st March 2021

Particulars	Software	Right to use (Forest Land)	Total
Gross Block as at April 1, 2020	952.55	8,079.19	9,031.74
Additions	273.97	307.68	581.65
Adjustment for the period	-	-	-
Gross Block as at March 31, 2021	**1,226.52**	**8,386.87**	**9,613.39**
Accumulated Impairment as at April 1, 2020			
Charge for the period			
Accumulated Impairment as at March 31, 2021			
Accumulated amortisation as at April 1, 2020	267.60	164.51	432.11
Charge for the period	246.44	92.45	338.89
Adjustment for the period	-	-	-
Accumulated amortisation as at March 31, 2021	514.04	256.96	771.00
Total accumulated amortisation and impairment as at March 31, 2021	514.04	256.96	771.00
Net block as at March 31, 2021	**712.48**	**8,129.91**	**8,842.39**

As at 31st March 2020

(₹ In lakh)

Particulars	Software	Right to use (Forest Land)	Total
Gross Block as at April 1, 2019	247.93	9,836.06	10,083.99
Additions	712.28	-	712.28
Adjustment for the period	(7.66)	(1,756.87)	(1,764.53)
Gross Block as at March 31, 2020	**952.55**	**8,079.19**	**9,031.74**
Accumulated Impairment as at April 1, 2019			
Charge for the period			
Accumulated Impairment as at March 31, 2020			
Accumulated amortisation as at April 1, 2019	217.73	89.78	307.51
Charge for the period	57.53	74.73	132.26
Adjustment for the period	(7.66)	-	(7.66)
Accumulated amortisation as at March 31, 2020	**267.60**	**164.51**	**432.11**
Total accumulated amortisation and impairment as at March 31, 2020	267.60	164.51	432.11
Net block as at March 31, 2020	**684.95**	**7,914.68**	**8,599.63**

As at April 01, 2019

(₹ In lakh)

Particulars	Software	Right to use (Forest Land)	Total
Gross Block as at April 1, 2018	237.42	6,420.98	6,658.40
Additions	10.51	3,415.08	3,425.59
Gross Block as at March 31, 2019	**247.93**	**9,836.06**	**10,083.99**
Accumulated Impairment as at April 1, 2018			
Charge for the period			
Accumulated Impairment as at March 31, 2019			
Accumulated amortisation as at April 1, 2018	184.41	-	184.41
Charge for the period	33.32	89.78	123.10
Accumulated amortisation as at March 31, 2019	**217.73**	**89.78**	**307.51**
Total accumulated amortisation and impairment as at March 31, 2019	217.73	89.78	307.51
Net block as at March 31, 2019	**30.20**	**9,746.28**	**9,776.48**

i) Compensation paid for forest land in possession/use (5967.24 Hectres) for setting up of projects (Kameng Hydro Electric Project, Pare Hydro Electric Project and Tuirial Hydro Electric Project) are treated as "Right to use".

ii) Expenses incurred on maintenance of software system payable annually are charged to revenue.

Note No. 5: Investment in subsidiary and Joint Venture companies

(₹ In lakh)

Particular	As at 31st March, 2021		As at 31st March, 2020		As at 1st April, 2019	
	Quantity	Amount	Quantity	Amount	Quantity	Amount
Quoted Investments						
TOTAL AGGREGATE QUOTED INVESTMENTS (A)						
Unquoted Investments (all fully paid)						
Investments in Equity Instruments						
- of joint ventures - jointly controlled entities						
- KSK Dibbin Hydro Power (Equity Share Fully Paid up)	27930000	3238.99	27930000	3237.42	27930000	3233.08
TOTAL AGGREGATE UNQUOTED INVESTMENTS (B)	27930000	3238.99	27930000	3237.42	27930000	3233.08
Other Investment	-	-	-	-	-	-
TOTAL other investment (C)	-	-	-	-	-	-
TOTAL INVESTMENTS (A) + (B)+ (C)	27930000	3238.99	27930000	3237.42	27930000	3233.08
Less : Aggregate amount of impairment in value of investments		2793.00	-	-	-	-
- of joint ventures - jointly controlled entities						
TOTAL IMPAIRMENT VALUE (D)						
TOTAL INVESTMENTS CARRYING VALUE (A) + (B) + (C) - (D)	-	445.99	-	3237.42	-	3233.08

INVESTMENT IN JOINT VENTURES

(i) The carrying amount and market value of unquoted investments is as follows:

Name of the Companies	Proportion of Ownership interest as at		
	31.03.2021	31.03.2020	01.04.2019
KSK Dibbin Hydro Power	30%	30%	30%

Particular	As at 31st March, 2021	As at 31st March, 2020	As at 1st April, 2019
(a) Unquoted			
Aggregate carrying amount of unquoted investments	445.99	3,237.42	3,233.08
Total carrying amount	445.99	3,237.42	3,233.08

(i) The cost of unquoted investments approximate the fair value because there is a wide range possible fair value measurements and the cost represents estimate of fair value within that range.

(ii) **Investment in KSK Dibbin Hydro Power:** Joint venture between KSK Energy Ventures and NEEPCO Ltd for setting up of a hydro power plant at Arunachal Pradesh.

NEEPCO is under the process of exploring various scopes & opportunities for ensuring viability of M/s KSK Dibbin hydro Power Pvt Ltd, the Joint Venture Company, including engagement of legal expert to protect the Corporation's (NEEPCO's) interest for the investment made. However, considering commercial non viability of the project in its present form as observed by inter-diciplinary committee of the Company, provision of equivalent amount has been made for the said investment.

Note No. 6: Loans

(₹ In lakh)

Particulars	As at 31st March 2021	As at 31st March 2020	As at 1st April 2019
Loans and Advances to employees			
- Secured, considered good	-	-	-
- Unsecured, considered good	28.30	58.69	95.93
- Doubtful	-	-	-
Less: Allowance for bad and doubtful advances	-	-	-
TOTAL	**28.30**	**58.69**	**95.93**

(i) Loan & Advances to employees includes Interest bearing Computer Advance and interest free Furniture Advance and Multipurpose Advance. Computer advance & Furniture advance are recovered from employees in 60 equal instalments whereas Multipurpose Advance is recovered in 12 installment.

(ii) There are no outstanding debts from directors or other officers of the Company.

(iii) The above loans and advances have been given as per the norms of the Corporation on recoverable basis.

Note No. 7: Deferred tax balances

(₹ In lakh)

Particulars	As at 31st March 2021	As at 31st March 2020	As at 1st April 2019
Deferred Tax Liability	108464.60	76916.47	73786.12
Difference in Book depreciation & Tax Depreciation			
Less : Deferred Tax Asset			
Unabosorbed depreciaton	30546.32	-	-
Provisions	9781.56	9620.13	387.38
Statutory dues	1163.83	2966.20	10188.99
Leave encashment	5158.25	4630.65	1473.53
Deferred Tax of JV companies	94.34	93.85	92.50
Net Defer Tax (Asset)/ Liability	**61908.98**	**59793.34**	**61828.72**

Deferred Tax as on 31.03.2021

(₹ In lakh)

Deferred Tax Reconciliation	As at 31st March 2021	As at 31st March 2020	Effect in PL
Defered Tax Liability as per Ind AS	(108464.60)	(76916.47)	31548.13
Defered Tax Asset as per Ind AS	46649.96	17216.98	(29432.98)
Net Defered Tax Liability	(61814.64)	(59699.49)	2115.15
Net (Liability)/Asset as per Ind AS	(61814.64)	(59699.49)	2115.15
Deferred Tax of JV companies	-	-	0.49
Effect in PL	-	-	2115.64

Deferred Tax as on 31.03.2020

(₹ In lakh)

Deferred Tax Reconciliation	As at 31st March 2020	As at 31st March 2019	Effect in PL
Defered Tax Liability as per Ind AS	(76916.47)	(73786.12)	3130.35
Defered Tax Asset as per Ind AS	17216.98	12049.90	(5167.08)
Net Defered Tax Liability	(59699.49)	(61736.22)	(2036.73)
Net (Liability)/Asset as per Ind AS	(59699.49)	(61736.22)	(2036.73)
Deferred Tax of JV companies	-	-	1.35
Effect in PL	-	-	(2035.38)

(i) North Eastern Electric Power Corporation (NEEPCO/ the Company) is in continuous profit (Profit before tax as well as Profit after tax) since the financial year 2003-04. During the current financial year, i.e. FY 2020-21, Kameng Hydro Electric Project (4X150 MW) (KaHEP) of the Company has been commissioned, resulting in substantial capitalization of Plant Assets. The said capitalization has resulted in accrual of considerable Deferred Tax Liability (DTL) for the Company during the year amounting to ₹31548.13 lakhs (which includes DTL amounting to ₹27093.07 lakhs for KaHEP, resulting in loss after tax to the Company.

NEEPCO is in the business of generation and sale of electricity. Electricity generated by various power plants of the Company are sold to various beneficiaries under long-term power purchase agreements. Tariffs for the generating stations are determined by the Central Electricity Regulatory Commission (CERC) in compliances to the CERC Tariff Regulations issued time to time on "Cost plus basis". Considering the CERC determined tariff for billing on NEEPCO's beneficiaries, as well as prevailing power market in India and Plant performances of the generating stations, it is expected that sufficient taxable profit will be available to the Company in future years.

In compliance to the Ind AS 12 - Taxes, the Company has recognised Deferred Tax Asset (DTA) amounting to ₹30546.32 lakhs during the FY 2020-21 in respect of "Unabsorbed depreciation" with convincing evidence that sufficient future taxable income will be available against which such DTA can be realized.

(ii) MAT credit available for the Company as on 01.04.2020 amounts to ₹2342.50 lakhs, being the amount as per computation of tax credit under Sec 115 JAA for the A/Y 2020-21. Balance MAT credit available as on 31.03.2021 amounts to ₹2342.50 lakhs.

(iii) Refer note no 49 for detailed disclosure.

Movement in deferred tax balances

As at 31st March 2021 *(₹ In lakh)*

Particulars	As at 1st April 2020	Recognised in statement of profit and loss	Recognised in OCI	Others	As at 31st March 2021
Deferred tax liability					
Difference in book depreciation and tax depreciation	76916.47	31548.13	-	-	108464.60
Less: Deferred tax assets					
Unabsorbed depreciation	-	30546.32	-	-	30546.32
Provisions	9620.13	161.43	-	-	9781.56
Statutory dues	5119.05	(1802.37)	-	-	3316.68
Leave encashment	2477.80	527.60	-	-	3005.40
Deferred Tax of JV companies	93.85	0.49	-	-	94.34
Net tax (assets) / liabilities	59793.34	2114.66	-	-	61908.98

As at 31st March 2020 *(₹ In lakh)*

Particulars	As at 1st April 2019	Recognised in statement of profit and loss	Recognised in OCI	Others	As at 31st March 2020
Deferred tax liability					
Difference in book depreciation and tax depreciation	73786.12	3130.35	-	-	76916.47
Less: Deferred tax assets					
Provisions	387.38	9232.75	-	-	9620.13
Statutory dues	10188.99	(5069.94)	-	-	5119.05
Leave encashment	1473.53	1004.27	-	-	2477.80
Deferred Tax of JV companies	92.50	1.35	-	-	93.85
Net tax (assets) / liabilities	61828.72	(2035.38)	-	-	59793.34

As at 1st April 2019

(₹ In lakh)

Particulars	As at 1st April 2018	Recognised in statement of profit and loss	Recognised in OCI	Others	As at 1st April 2019
Deferred tax liability					
Difference in book depreciation and tax depreciation	62794.06	10992.06	-	-	73786.12
Less: Deferred tax assets					
Provisions	525.61	(138.23)	-	-	387.38
Statutory dues	9670.30	518.69	-	-	10188.99
Leave encashment	3068.90	(1595.37)	-	-	1473.53
Deferred Tax of JV companies	89.38	3.12	-	-	92.50
Net tax (assets) / liabilities	49618.63	12210.09	-	-	61828.72

Note No. 8: Other non-current assets

(₹ In lakh)

Particulars	As at 31st March 2021	As at 31st March 2020	As at 1st April 2019
Capital Advances			
Secured :			
Un-Secured :			
Covered By Bank Guarantee	-	-	290.72
Others	13519.30	15558.61	15281.23
Considered Doubtful	39.64	41.28	41.28
Interest accrued on advances	383.36	460.87	-
Less: Allowances for bad & doubtful advances	39.64	41.28	41.28
	13902.66	**16019.48**	**15571.95**
Deferred Foreign Currency Fluctuation Assets	791.68	2051.34	(1794.48)
Advance tax refundable	4529.19	3108.19	3543.06
Advance tax paid including TDS	1321.46	6509.02	7921.45
Less : Current tax liabilities			
Current year	559.65	5378.86	6454.37
Adjustment for earlier years	793.03	(344.87)	1835.83
Other Comphrehensive Income	(496.33)	(56.63)	113.90
Pertaining to regulatory deferral account balances	1020.78	2367.03	2684.21
MAT credit entitlement	-	(2453.92)	-
Current Tax Asset / Liabilities (Net)	(555.67)	1618.55	(3166.86)
Total	**18667.86**	**22797.56**	**14153.67**

(i) Capital advances comprises of Mobilisation Advance and advance against arbitrational award deposited to escrow account in respect of Projects.

(ii) Tax refundable relates to FY 2013-14 to 2015-16 & FY 2017-18 to FY 2019-20 are ₹333.48 lakhs, ₹439.85 lakhs, ₹872.26 lakhs, (₹1597.55) lakhs, ₹2250.66 lakhs and ₹2230.49 respectively for which appeals are pending with Income Tax Authorities.

(iii) Current Tax assets relates to advance Tax paid during the year. Current Tax liabilities relates to Tax computed as per IT Act.

(iv) Refer Note No-49 for detailed disclosure on Income Tax.

Note No. 9: Inventories (At lower of cost or Net Realisable value)

(₹ In lakh)

Particulars	As at 31st March 2021	As at 31st March 2020	As at 1st April 2019
Operational stores ::			
Stores & Spares	12053.08	11098.09	9633.36
Consumables	137.27	210.94	202.44
Others	1335.98	768.33	322.95
Obsolete/ Scrap	890.90	822.95	521.48
	14417.23	**12900.31**	**10680.23**
Less :: Provision for shortages	-	-	-
Provision for obsolete/ unserviciable Items	890.90	822.95	521.48
Total Inventories	**13526.33**	**12077.36**	**10158.75**
Included above, goods-in-transit			
Stores & Spares	38.90	644.71	39.36
Total Goods in transit	38.90	644.71	39.36

Secured, Working Capital Demand Loan of ₹19174.67 lakhs (previous year ₹25769.90 lakhs) was drawn against hypothecation of the stocks of stores and spares and Book Debt of the Company to the extent of drawal.

Note No. 10: Trade receivables

(₹ In lakh)

Particulars	As at 31st March 2021	As at 31st March 2020	As at 1st April 2019
Trade Receivables considered good - Secured	-	-	-
Trade Receivables considered good - Unsecured	57710.73	66226.10	63453.60
Trade Receivables - credit impaired	-	-	-
Allowance for doubtful debts	-	-	-
TOTAL	**57710.73**	**66226.10**	**63453.60**

(i) Trade receivables are dues in respect of goods sold or services rendered in the normal course of business.

(ii) Where no due date is specifically agreed upon, the normal credit period allowed by the Company is in compliance to the CERC regulations / Guidance.

(iii) Where a trade receivable has been provided for, such provision could be dictated by prudence, but one could still expect to realise the amount within 12 months from the balance sheet date. Under such circumstances, the said trade receivable is classified as current. Where, however, there is no expectation to realise the amount within the next twelve months period, the same needs to be classified as non-current along with the provision made for the same.

(iv) Change in trade receivables.

(₹ In lakh)

Particulars	As at 31st March 2021	As at 31st March 2020	As at 1st April 2019
Opening Balance	66226.10	63453.60	45836.76
Add:: Net Revenue Recognised but not realised during the year	(8515.37)	2772.50	17616.84
Closing Balance	57710.73	66226.10	63453.6

(v) Trade receivables are further analysed as :

(₹ In lakh)

As at March 31, 2021	Gross credit risk amount	Allowance for credit losses	Net credit risk amount
Amounts not yet due	25205.92	-	25205.92
More than 45 days upto six months	6319.30	-	6319.30
More than six months	26185.51	-	26185.51
TOTAL	**57710.73**	-	57710.73

(₹ In lakh)

As at March 31, 2020	Gross credit risk amount	Allowance for credit losses	Net credit risk amount
Amounts not yet due	14330.35	-	14330.35
More than 45 days upto six months	6942.72	-	6942.72
More than six months	44953.03	-	44953.03
TOTAL	**66226.10**	-	66226.10

(₹ In lakh)

As at April 01, 2019	Gross credit risk amount	Allowance for credit losses	Net credit risk amount
Amounts not yet due	25958.89	-	25958.89
More than 60 days upto six months	10575.67	-	10575.67
More than six months	26919.04	-	26919.04
TOTAL	**63453.60**	-	63453.60

The Company considers its maximum exposure to credit risk with respect to customers as at March 31, 2021 to be ₹57710.73 lakhs (March 31, 2020: ₹66226.10 lakhs), which is the fair value of trade receivables after allowance for credit losses. The Company's exposure to customers is diversified and except MeECL (Meghalaya), no single customer contributes to more than 10% of outstanding dues (i.e. more than 45 days) accounts receivable as at March 31, 2021.

Movement in allowance for credit losses in respect of trade receivables:

Particulars	As at March 31, 2021	As at March 31, 2020	As at April 1, 2019
Balance at the beginning of the period	-	-	-
Additions during the period			
Utilised during the period			
Balance at the end of the period	-	-	-

In determining the allowances for doubtful trade receivables the Company has used a practical expedient by computing the expected credit loss allowance for trade receivables based on a provision matrix. The provision matrix takes into account historical credit loss experience and is adjusted for forward looking information. The expected credit loss allowance is based on the ageing of the receivables that are due and rates used in the provision matrix.

Note No. 11: Cash and Cash Equivalents

(₹ In lakh)

Particulars	As at 31st March 2021	As at 31st March 2020	As at 1st April 2019
(a) Balances with banks			
Unrestricted Balance with banks			
(i) In Current Account	45.97	186.60	6899.80
(ii) In Deposit Account (original matuiry less than 3 months)	-	-	-
(b) Cheques, drafts on hand	-	-	-
(c) Cash in hand	-	-	-
(d) Others	0.92	0.64	0.63
Cash and cash equivalents as per balance sheet	46.89	187.24	6900.43
(a) Earmarked Balances with banks			
(i) In Current Account	-	-	-
(ii) In Deposit Account	-	-	-
Total	**46.89**	**187.24**	**6900.43**

Note No. 12: Bank balances other than Cash and cash equivalents

(₹ In lakh)

Particulars	As at 31st March 2021	As at 31st March 2020	As at 1st April 2019
Restricted Money	171.24	318.15	2957.44
Total	**171.24**	**318.15**	**2957.44**

(i) Breakup of Restricted Money

Particulars	As at 31st March 2021	As at 31st March 2020	As at 1st April 2019
Margin Money agaist LC	-	104.40	387.47
DDUGVY scheme of GOI	160.23	160.87	174.94
SAUBHAGYA scheme of GOI	11.01	52.88	2395.03
Total	**171.24**	**318.15**	**2957.44**

(ii) Bank balances other than Cash & cash Equivalent consists of restricted money for project relating to Deen Dayal Upadhyaya Gram Jyoti Yogana (DDUGJY) and Pradhan Mantri Sahaj Bijli Har Ghar Yojana (SAUBHAGYA Scheme).

(iii) The cash and bank balances as above are primarily denominated and held in Indian rupees.

Note No. 13: Others

(₹ In lakh)

Particulars	As at 31st March 2021	As at 31st March 2020	As at 1st April 2019
Other Receivables			
- Secured, considered good			
- Unsecured, considered good	1499.32	1347.02	1345.29
- Doubtful	-	-	-
Unbilled Revenue	36374.34	27440.80	8281.73
Advances to staff	63.83	114.04	507.06
Interest accrued on STDR	-	12.57	625.30
Security Deposits	108.16	85.86	101.89
TOTAL	**38045.65**	**29000.29**	**10861.27**

Particulars	As at 31st March 2021	As at 31st March 2020	As at 1st April 2019
Interest accrued on deposits and loans			
Unsecured, considered good	-	12.57	625.30
Unsecured, considered doubtful	-	-	-
Less: Allowance for credit losses	-	-	-
Other financial assets			
Advances to staff	63.83	114.04	507.06
Security Deposits	108.16	85.86	101.89

(i) Unbilled Revenue comprises of Energy bills amounting to ₹15758.24 lakh, power trading ₹1430.41 lakhs, Electricity Duty ₹530.21 lakhs, provisional revenue ₹10729.69 lakhs, FERV ₹1429.91 lakhs, NERLDC fees & charges recoverable amounting to ₹34.37 lakh, Deferred Tax materialisation amounting to ₹1319.85 lakhs, Effective tax rate (FY 2016-17) ₹5123.77 lakhs, TDS & TCS ₹17.81 lakhs and Rent ₹0.08 lakhs.

(ii) Accounts Receivables consists of amount receivable from REC towards implementation of DDUGJY scheme amounting to ₹1323.95 lakhs and amounrt receivable from PRMB trust ₹175.37 lakhs.

(iii) Interest on Deposits and Loans include Interest on STDR and Interest accrued on Advances to Contractors.

(iv) There are no outstanding debts due from directors or other officers of the Company.

(v) Loan & Advances to employees includes Interest bearing Computer Advance and interest free Furniture Advance and Multipurpose Advance. Computer advance & Furniture advance are recovered from employees in 60 equal instalments whereas Multipurpose Advance is recovered in 12 installment.

(vi) Security deposits are primarily consists of Deposit against BSNL Lines, Gas Connection, Cable Connection etc. which will be refunded on surrender of services provided by service providers.

(vii) Changes in Other Receivables - Unsecured considered good and Unbilled revenue.

(₹ In lakh)

Particulars	As at 31st March, 2021	As at 31st March, 2020	As at March 31, 2019
Opening Balance	28787.82	9627.02	1894.81
Add : Addition during the year	27598.52	27442.52	9627.02
Less : Realised / Billed during the year	18512.68	8281.72	1894.81
Closing Balance	37873.66	28787.82	9627.02

Note No. 14: Other current assets

(₹ In lakh)

Particulars	As at 31st March 2021	As at 31st March 2020	As at 1st April 2019
Prepaid Expenses including prepaid insurance	2954.37	2158.09	1875.07
Advances to Suppliers & Contractors - Unsecured, considered good	795.94	574.34	635.69
Less : Allowances for doubtful	54.16	56.51	47.41
	10686.84	10368.59	352.38
Scrap /Obsolete assets	10686.84	10368.59	352.38
Less : Provisions	-	-	-
	174.89	174.89	76.86
Assets held for disposal	329.49	-	-
Advance tax refundable			
Total	**4200.53**	**2850.81**	**2540.21**

(i) Prepaid Expenses consists of amount paid in advance in respect of prepaid insurance , License fee (pollution control) & BSNL leaseline for Internet, the benefit of which has not yet expired on reporting date. Prepaid expenses of items of ₹20000/- and below are charged to natural head of accounts.

(ii) Advances to suppliers & contractors are the short term advances to be recovered within 12 months from the bills. The advances are given as stipulated under the work/supply order.

(iii) Amounts of tax refundable relate to the AY 2009-10 and AY 2011-12 to 2013-14 are ₹4.87 lakhs, ₹3.13 lakhs, ₹153.60 lakhs and ₹19.07 lakhs respectively as assessed during the FY 2020-21 under "Vivad Se Vishwas Scheme". Further, ₹148.82 lakhs has been credited to the bank account of the assessee (NEEPCO on 22.04.2021 on assessment of tax for the AY 2019-20.

(iv) Assets held for disposal consists of following items

(₹ In lakh)

Particulars	As at March 31, 2021	As at March 31, 2020	As at April 1, 2019
Plant & Equipments	306.25	306.25	105.69
Vehicles	8.71	8.71	8.71
Office Equipment	56.20	56.20	56.20
Tools & Plants	-	-	2.56
Misc. Equipment	371.16	371.16	173.16
Gross value of Assets held for disposal	196.27	196.27	96.30
Less: Provision	174.89	174.89	76.86
NRV for Assets held for disposal			

(v) Scarp/Oboslete Assets

(₹ In lakh)

Unit	As on 31.03.2021	As on 31.03.2020	As on 01.04.2019
AGBPP	169.68	193.60	297.33
AGTPP	5.40	5.40	38.30
KHEP	10380.03	10134.13	13.32
RHEP	31.27	30.33	-
PARE	1.70	1.70	1.70
KAMENG	3.04	3.04	1.34
KOLKATA	0.39	0.39	0.39
TGBPP	0.08	-	-
RUPA (S&I)	0.21	-	-
SHILLONG	94.03	-	-
GUWAHATI	1.00	-	-
TOTAL	**10686.84**	**10368.59**	**352.38**
Less: Provision	10686.84	10368.59	352.38

Note No. 15: Regulatory Deferral Accounts Debit Balance

(₹ In lakh)

Particulars	As at March 31, 2021	As at March 31, 2020	As at April 1, 2019
Regulatory deferral account Debit balance			
(i) Employees benefit expenses - gratuity			
Opening Balance	4793.47	4793.47	4793.47
Addition during the period	-	-	-
Closing balance	**4793.47**	**4793.47**	**4793.47**
ii) Depreciation - Tuirial HEP			
Opening Balance	9842.54	5724.17	-
Addition during the period	4119.51	4118.37	5724.17
Closing balance	**13962.05**	**9842.54**	**5724.17**
(iii) Deferred Tax adjustment against deferred tax liabilities			
Opening Balance	23056.57	18937.43	4002.42
Addition during the period	1177.30	4119.14	14935.01
Closing balance	**24233.87**	**23056.57**	**18937.43**
(iv) Deferred Tax Recoverable			
Opening Balance	41254.63	44194.96	46030.19
Realized/Adjustment during the period	(1319.85)	(2940.33)	(1835.23)
Closing balance	**39934.78**	**41254.63**	**44194.96**
(v) Exchange difference			
Opening Balance	914.32	-	-
Addition during the period	647.34	914.32	-
Realized/Adjustment during the period	101.75	-	-
Closing balance	**1459.91**	**914.32**	-
Regulatory deferral account Debit balance	**84384.08**	**79861.53**	**73650.03**
Regulatory deferral account Credit balance			
(i) Estimated impact on AFC (tariff)	-	-	-
Opening Balance	-	(4420.59)	-
Addition during the period	-	4420.59	(4420.59)
Closing balance	-	-	**(4420.59)**
Regulatory deferral account Credit balance	-	-	**(4420.59)**

Deferral Regulatory Account Balance has been adjusted in line with **Accounting Policy No-6.** Refer Note No.37 for detailed disclosure.

Note No. 16: Equity Share Capital

(₹ In lakh)

Particulars	As at 31st March, 2021	As at 31st March, 2020	As at 1st April, 2019
Equity Share Capital	3,60,981.04	3,60,981.04	3,60,981.04
Total	**3,60,981.04**	**3,60,981.04**	**3,60,981.04**

Authorised Share Capital

(₹ In lakh)

Particulars	As at 31st March,2021	As at 31st March,2020	As at 1st April 2019
5,00,00,00,000 nos. of equity shares of ₹ 10/- each (Previous year 5,00,00,00,000 nos. of equity shares of ₹10/- each)	**5,00,000.00**	**5,00,000.00**	**5,00,000.00**
Issued and Subscribed capital comprises :			
3,60,98,10,400 nos. (Previous period 3,60,98,10,400 nos.) of equity shares of ₹10/- each	3,60,981.04	3,60,981.04	3,60,981.04
Total	**3,60,981.04**	**3,60,981.04**	**3,60,981.04**

(i) The movement in subscribed and paid up share capital is set out below:

Particulars	As at March 31, 2021					
	Opening balance as on 01.04.2020		Movement during 2020-21		Closing Balance as on 31.03.2021	
	No. of shares	₹ in Lakhs	No. of shares	₹ in Lakhs	No. of shares	₹ in Lakhs
Ordinary shares of ₹10 each						
At beginning of the year	3,60,98,10,400	3,60,981.04	-	-	3,60,98,10,400	3,60,981.04
Shares allotted during the year	-	-	-	-		
Total	**3,60,98,10,400**	**3,60,981.04**	-	-	**3,60,98,10,400**	**3,60,981.04**

Particulars	As at March 31, 2020					
	Opening balance as on 01.04.2019		Movement during 2019-20		Closing Balance as on 31.03.2020	
	No. of shares	₹ in Lakhs	No. of shares	₹ in Lakhs	No. of shares	₹ in Lakhs
Ordinary shares of ₹10 each						
At beginning of the year	3,60,98,10,400	3,60,981.04	-	-	3,60,98,10,400	3,60,981.04
Shares allotted during the year	-	-	-	-	-	-
Total	**3,60,98,10,400**	**3,60,981.04**	-	-	**3,60,98,10,400**	**3,60,981.04**

Particulars	As at April 1, 2019					
	Opening balance as on 01.04.2018		Movement during 2018-19		Closing Balance as on 01.04.2019	
	No. of shares	₹ in Lakhs	No. of shares	₹ in Lakhs	No. of shares	₹ in Lakhs
Ordinary shares of ₹10 each						
At beginning of the year	3,45,28,10,400	3,45,281.04	15,70,00,000	15,700.00	3,60,98,10,400	3,60,981.04
Shares allotted during the year	-	-	-	-	-	-
Total	**3,45,28,10,400**	**3,45,281.04**	**15,70,00,000**	**15,700.00**	**3,60,98,10,400**	**3,60,981.04**

(ii) Shares in the company held by each shareholder holding more than 5% shares

Particulars	As at March 31, 2021		As at March 31, 2020		As at April 01 2019	
Name of Shareholder	No. of Shares Held (Face value of ₹10 each)	% of Total Shares	No. of Shares Held (Face value of ₹10 each)	% of Total Shares	No. of Shares Held (Face value of ₹10 each)	% of Total Shares
Hon'ble President of India	Nil	Nil	Nil	Nil	3609809800	100
NTPC Ltd.	3,60,98,09,800	100	3609809800	100	Nil	Nil

(iii) The Corporation has only one class of shares referred to as equity shares having a par value of ₹10/- wholly owned by NTPC ltd. The holders of the equity shares are entitled to receive dividends as declared from time to time and are entitled to voting rights proportionate to their share holding at the meetings of shareholders.

(iv) The Cabinet Committee on Economic Affairs, chaired by Prime Minister accorded in-principle approval for stareregic disinvestment of Government of India shareholding of 100% in NEEPCO alongwith transfer of management control to an identified CPSE srategic buyer, namely NTPC.

Accordingly, acquisition of entire equity stake of Government of India in NEEPCO Ltd by NTPC ltd completed on 27th March 2020 through share transfer in persuant to share purchase agreement dt. 25th March 2020 between Government of india & NTPC ltd. NTPC ltd holds 100% ownership interest in NEEPCO ltd including & as on 31st March 2021.

Note No. 16A: Investment in Joint Venture

(₹ In lakh)

31st March 2021			30th March 2020			31st March 2019		
Name of the Joint Ventures	KSK Dibbin	Total	Name of the Joint Ventures	KSK Dibbin	Total	Name of the Joint Ventures	KSK Dibbin	Total
Percentage Holding	30%	30%	Percentage Holding	30%	30%	Percentage Holding	0.30	
Equity	9311.00	9311.00	Equity	9311.00		Equity	9311.00	
Reserve and Surplus	1485.63	1485.63	Reserve and Surplus	1480.41		Reserve and Surplus	1465.94	
Net Assets	10796.63	10796.63	Net Assets	10791.41		Net Assets	10776.94	
Share of Equity	3238.99	3238.99	Share of Equity	3237.42	3237.42	Share of Equity	3233.08	3233.08
Total Equity		3238.99	Total Equity		3237.42	Total Equity		3233.08
Cost in stand alone financials	2793.00	2793.00	Cost in stand alone financials	2793.00	2793.00	Cost in stand alone financials	2793.00	2793.00
Difference to Transition Reserve in CFS	445.99	445.99	Difference to Transition Reserve in CFS	444.42	444.42	Difference to Transition Reserve in CFS	440.08	440.08
Differential Entry	1.57	1.57	Differential Entry	4.34	4.34	Differential Entry	9.99	9.99
Defer Tax Entry	0.49	0.49	Defer Tax Entry	1.35		Defer Tax Entry	3.12	

Note No. 17: Other equity

(₹ In lakh)

Particulars	As at 31st March 2021	As at 31st March 2020	As at 1st April 2019
General Reserve	197691.68	197691.68	197691.68
Retained earnings	21625.45	20152.67	5538.26
Bond redemption reserve	65054.17	65054.17	65054.17
Total	**284371.30**	**282898.52**	**268284.11**

17.1 General Reserve (₹ In lakh)

Particulars	As at 31st March 2021	As at 31st March 2020	As at 1st April 2019
Balance at the beginning of the year/period	197691.68	197691.68	197691.68
Balance at the end of the year/period	**197691.68**	**197691.68**	**197691.68**

17.2 Retained Earnings (₹ In lakh)

Particulars	As at 31st March 2021	As at 31st March 2020	As at 1st April 2019
Balance at the beginning of the year/period	20152.67	5538.26	5275.95
Profit attributable to owners of the Company	4791.23	19631.15	21112.89
Other comprehensive income arising from remeasurement of defined benefit obligation net of income tax	(818.45)	(315.08)	214.43
Payment of dividends on equity shares	(2500.00)	(3900.00)	(11500.00)
Excess provision written back	-	-	785.94
Related income-tax on Dividend		(801.66)	(2363.86)
Transfer to Bond Redemption Reserve	-	-	(7987.09)
Balance at the end of the year/period	**21625.45**	**20152.67**	**5538.26**

Retained Earnings are the profit of the Company earned till date net of appropriation.

17.3 Bond Redemption Reserve (₹ In lakh)

Particulars	As at 31st March 2021	As at 31st March 2020	As at 1st April 2019
Balance at the beginning of the year/period	65054.17	65054.17	57067.08
Movement during the year/period	-	-	7987.09
Balance at the end of the year/period	**65054.17**	**65054.17**	**65054.17**

The nature of reserves are follows:

(a) **General Reserve :** Under the erstwhile companies Act 1956, a general reserve was created through an annual transfer of net profit at a specified percentage in accordance with applicable regulations. Consequent to the introduction of Companies Act 2013, the requirement to mandatory transfer a specified percentage of net profit to general reserve has been withdrawn.

(b) **Bond redemption reserve:** Ministry of Corporate Affairs has notified amendment to Companies (Share Capital and Debentures) Amendment Rules, 2019 on 16 August 2019. As per the amendment, Debenture Redemption Reserve (DRR) is not required to be created in case of listed companies. Accordingly, the Company has not created any Bonds/ Debenture Redemption Reserve during the year. Further, the outstanding balance of Bonds / Debenture Redemption Reserve created up to 31 March 2019 shall be written back as and when the respective bonds / debentures are redeemed.

उत्तर पूर्वी इलेक्ट्रिक पावर कॉर्पोरेशन नई दिल्ली NEEPCO New Delhi North Eastern Electric Power Corporation

Non-current liabilities

Financial Liabilities

Note No. 18: Long term borrowings

(₹ In lakh)

Particulars	As at March 31, 2021	As at March 31, 2020	As at April 1, 2019
1. SECURED BORROWINGS			
A. PRIVATELY PLACED PSU BONDS			
i. Twenty second Issue	50000.00	-	-
Less : Bond expense amortisation	34.89	-	-
Add: Interest accrued but not due	1158.36	-	-
Bond - Twenty second Issue (Net)	51123.47	-	-
8 years NEEPCO 7.55% Secured, Redeemable, Non-Convertible, Taxable Bonds of ₹10,00,000 each, redeemable at 25% of face value on 10-12-2026, 10-06-2027, 10-12-2027 & 10-06-2028 with Call Option on 10-06-2025, 10-12-2025, 10-06-2026, 10-12-2026, 10-06-2027, 10-12-2027. The assets attached to the earth as well as other movable assets of the Kameng Hydro Electric Project, Arunchal Pradesh and the landed property of the Corporation in the District of Mehsana, Gujarat have been identified for creation of charge by way of mortgage through a Trust Deed with the appointed Debenture Trustee: Charge ID No.100394348			
ii. Twenty first Issue	15000.00	15000.00	-
Less : Bond expense amortisation	24.04	27.14	-
Add: Interest accrued but not due	21.43	21.37	-
Bond - Twenty first Issue (Net)	14997.39	14994.23	-
8 years NEEPCO 8.69% Secured, Redeemable, Non-Convertible, Taxable Bonds in the nature of debetures of ₹10,00,000 each, redeemable at 50% of face value on 26-09-2026, 26-09-2027 with Call Option on 26-09-2024, 26-03-2025, 26-09-2025, 26-03-2026, 26-09-2026 & 26-03-2027. The assets attached to the earth as well as other movable assets of the Kameng Hydro Electric Project, Arunchal Pradesh and the landed property of the Corporation in the District of Mehsana, Gujarat have been charged by way of mortgage through a Trust Deed with the appointed Debenture Trustee.			
iii. Twentieth issue	30000.00	30000.00	30000.00
Less : Bond expense amortisation	21.01	24.88	28.40
Add: Interest accrued but not due	960.41	965.57	960.41
Bond - Twentieth Issue (Net)	30939.40	30940.69	30932.01
7 years NEEPCO 9.50% Secured, Redeemable, Non-Convertible, Taxable Bonds of ₹10,00,000 each, redeemable at 25% of face value on 29-05-2024, 29-11-2024, 29-05-2025 & 29-11-2025 with Call Option on 29-11-2023, 29-05-2024, 29-11-2024, 29-05-2025. (The assets attached to the earth as well as other movable assets of the Kameng Hydro Electric Project, Arunchal Pradesh and the landed property of the Corporation in the District of Mehsana, Gujarat have been charged by way of mortgage through a Trust Deed with the appointed Debenture Trustee).			

iv. Nineteenth issue	30000.00	30000.00	30000.00
Less : Bond expense amortisation	24.13	26.92	29.48
Add: Interest accrued but not due	359.59	365.78	359.59
Bond - Nineteenth issue (Net)	30335.46	30338.86	30330.11
10 years NEEPCO 8.75% Secured, Redeemable, Non-Convertible, Taxable Bonds of ₹10,00,000 each, redeemable at 25% of face value on 06-09-2026; 06-03-2027; 06-09-2027 & 06-03-2028 with call option on 06-03-2023, 10-08-2023, 10-02-2024, 10-08-2024, 10-02-2025, 10-08-2025, 10-02-2026, 10-08-2026, 10-02-2027, 10-08-2027, 10-02-2028. (The assets attached to the earth as well as other movable assets of the Pare Hydro Electric Project, Arunchal Pradesh and the landed property of the Corporation in the District of Mehsana, Gujarat have been charged by way of mortgage through a Trust Deed with the appointed Debenture Trustee).			
v. Eighteenth issue	50000.00	50000.00	50000.00
Less : Bond expense amortisation	24.63	28.84	32.73
Add: Interest accrued but not due	1441.32	1447.87	1441.32
Bond -Eighteenth issue (Net)	51416.69	51419.03	51408.59
8 years NEEPCO 7.68% Secured, Redeemable, Non-Convertible, Taxable Bonds of ₹10,00,000 each, redeemable at 50% of face value on 15-05-2025 & 15-11-2025 with call option on 15-11-2022, 15-05-2023, 15-11-2023, 15-05-2024, 15-11-2024, 15-05-2025. (The assets attached to the earth as well as other movable assets of the Pare Hydro Electric Project, Arunachal Pradesh and the landed property of the Corporation in the District of Mehsana, Gujarat have been charged by way of mortgage through a Trust Deed with the appointed Debenture Trustee).			
vi. Seventeenth issue	-	30000.00	30000.00
Less : Bond expense amortisation	-	5.22	15.10
Add: Interest accrued but not due	-	805.57	801.37
Bond -Seventeenth issue (Net)		30800.35	30786.27
3 years 2 months NEEPCO 7.80% Secured, Redeemable, Non-Convertible, Taxable Bonds of ₹10,00,000 each, redeemable at par on 27-05-2020. (The assets attached to the earth as well as other movable assets of the Kameng Hydro Electric Project, Arunachal Pradesh and the landed property of the Corporation in the District of Mehsana, Gujarat have been charged by way of pari passu mortgage through a Trust Deed with the appointed Debenture Trustee).			
vii. Sixteenth Issue	90000.00	90000.00	90000.00
Less : Bond expense amortisation	50.16	54.59	58.66
Add: Interest accrued but not due	2290.09	2283.83	2290.09
Bond -Sixteenth (Net)	92239.93	92229.24	92231.43
15 years NEEPCO 8.68% Secured, Redeemable, Non-Convertible, Taxable Bonds of ₹10,00,000/- each, redeemable at 20% of face value on 30-09-2026; 30-09-2027; 30-09-2028; 30-09-2029 & 30-09-2030. (The assets attached to the earth as well as other movable assets of the Tuirial Hydro Electric Project in Mizoram, Kopili Hydro Electric Project in Assam and the landed property of the Corporation in the District of Mehhsana, Gujarat have been charged by way of mortgage through a Trust Deed with the appointed Debenture Trustee)			

NEEPCO New Delhi North Eastern Electric Power Corporation

viii. Fifteenth issue	48000.00	60000.00	60000.00
Add: Interest accrued but not due	84.23	105.00	105.29
Bond - Fifteenth (Net)	48084.23	60105.00	60105.29
10 years NEEPCO 9.15% Secured, Redeemable, Non-Convertible, Taxable Bonds of ₹ 10,00,000/- each, redeemable at 20% of face value on 25-03-2021; 25-03-2022; 25-03-2023; 25-03-2024 & 25-03-2025. (The assets of the Agartala Gas Turbine Project (original open-cycle plant) in Tripura, assets except the Gas Turbines & Steam Turbines in the Assam Gas Based Project, Assam, assets except Plant & Machinery in the generating station in the Ranganadi Hydro Electric Project, Arunachal Pradesh and the landed property of the Corporation in the District of Mehsana, Gujarat have been charged by way of mortgage through a Trust Deed with the appointed Debenture Trustee).			
ix. Fourteenth issue	200000.00	250000.00	250000.00
Add: Interest accrued but not due	-	-	11967
Bond - Fourteenth (Net)	200000.00	250000.00	261967.00
10 years NEEPCO 9.60% Secured, Redeemable, Non-Convertible, Taxable Bonds of ₹10,00,000 each, redeemable at 20% of face value on 01-10-2020; 01-10-2021; 01-10-2022; 01-10-2023 & 01-10-2024 . (The assets attached to the earth as well as other movable assets of the Kameng Hydro Electric Project, Arunachal Pradesh and the landed property of the Corporation in the District of Mehsana, Gujarat have been charged by way of pari passu mortgage through a Trust Deed with the appointed Debenture Trustee).			
x. Thirteenth issue	2900.00	4350.00	5800.00
Add: Interest accrued but not due	18.23	18.19	24.31
Bond - Thirteenth (Net)	2918.23	4368.19	5824.31
10 years NEEPCO 9.00% Secured, Redeemable, Non-Convertible, Taxable Bonds of ₹ 10,00,000/- each, redeemable at 20% of face value on 15-03-2019; 15-03-2020; 15-03-2021, 15-03-2022 & 15-03-2023. (The Steam Turbines of the Assam Gas Based Power Plant, Assam and the landed property of the Corporation in the District of Mehsana, Gujarat have been charged by way of mortgage through a Trust Deed with the appointed Debenture Trustee).			
xi. Twelfth issue	4800.00	7200.00	9600.00
Add: Interest accrued but not due	166.65	251.12	333.31
Bond -Twelfth (Net)	4966.65	7451.12	9933.31
10 years NEEPCO 9.25% Secured, Redeemable, Non-Convertible, Taxable Bonds of ₹10,00,000/- each, redeemable at 20% of face value on 27-06-2018; 27-06-2019;27-06-2020; 27-06-2021 & 27-06-2022. (All the Plant and Machinery in the Generating Station of the Ranganadi Hydro Electric Project, Arunachal Pradesh and the landed property of the Corporation in the District of Mehsana, Gujarat have been charged by way of mortgage through a Trust Deed with the appointed Debenture Trustee).			
xii. Eleventh issue	4000.00	4000.00	4000.00
Add: Interest accrued but not due	84.95	85.84	84.95
Bond - Eleventh (Net)	4084.95	4085.84	4084.95
10 years NEEPCO 10.20% Secured, Redeemable, Non-Convertible, Taxable Bonds of ₹10,00,000 each, redeemable at par on 15-12-2021 with a put & call option on 15-12-2018. (The Gas Turbines of the Assam Gas Based Power Project, Assam and the landed property of the Corporation in the District of Mehsana, Gujarat have been charged by way of pari passu mortgage through a Trust Deed with the appointed Debenture Trustee).			
Sub-total : Privately Placed PSU Bonds (A)	**531106.40**	**576732.55**	**577603.27**

CONSOLIDATED FINANCIAL STATEMENTS

B. SECURED TERM LOANS			
i. Rupee Loans:			
a. Medium Term Coporate Loan from Canara Bank	50000.00	40000.00	-
Add: Interest accrued but not due	130.89	136.59	-
Medium Term Coporate Loan from Canara Bank (Net)	50130.89	40136.59	
Secured by pari passu charge over assets of the Kameng Hydro Electric Power Project (600 MW) situated at Arunachal Pradesh. The loan is repayble in 16 structured quarterly installment after 1 year moratorium from first drawal on 03-02-2020.			
b. Corporate Term Loan from Punjab National Bank	80000.00	-	-
Secured by pari passu charge over assets of the Kameng Hydro Electric Power Project (600 MW) situated at Arunachal Pradesh. The loan is repayble in following quarterly installments after 2 years moratorium from first drawal: 12 equal installments of ₹25 crore each starting from 30.12.2022, 8 equal installments of ₹50 crore each starting from 30.12.2025 and 4 equal installments of ₹137.50 crore each starting from 30.12.2027.			
Foreign Currency Loan			
External Commercial Borrowing	20734.21	28996.44	33700.26
Add: Interest accrued but not due	13.55	25.48	50.15
External Commercial Borrowing (Net)	20747.76	29021.92	33750.41
[Secured by Hypothecation of all movable & immovable assets (including plant, machinery) created / to be created in respect of Tripura Gas Based Power Plant, Agartala and Agartala Gas Turbine Projects –Extension, Agartala. [SBI, Singapore has sanctioned 100 million US Dollar ECB loan @ interest rate of 3 months LIBOR plus 3.05% p.a. as margin (margin has been reduced to 2.75% p.a. w.e.f 20th March 2018). The agreement was signed on 9.12.2013. The last drawal was on 4th June 2014. The ECB loan is repayable in 39 equal quarterly installments w.e.f. 20.06.2014]			
Sub- Total Secured Loans (B)	**150878.65**	**69158.51**	**33750.41**
Total : Secured Borrowings (A+B)	**681985.05**	**645891.06**	**611353.68**
2.UNSECURED BORROWINGS:			
(i) Rupee Loan			
Subordinate Loans from Government of India	29196.42	29196.42	29196.42
Less : Loan expense amortisation	71.42	73.76	75.98
Subordinate Loans from Government of India (Net)	29125.00	29122.66	29120.44
(Govt of India has sanctioned subordionate loan of ₹ 29196.42 lakhs at the interest rate of 1% p.a . The loan was sanctioned on various date with last drawal on 6th July 2015. The loan is repayable in 15 equal annual installments from the 16th year after commissioning of the Tuirial Hydro Electric Project, Mizoram) i.e from 30th January 2018.			

(ii) Foreign Currency Loan			
Loan from KfW, Germany	50802.71	54263.75	54914.59
Less :: Fair Value (80 million & 20 Million)	(117.20)	(49.42)	-
Add: Interest accrued but not due	332.70	361.00	373.61
Loan from KfW, Germany (Net)	51252.61	54674.17	55288.20
(Guaranteed by the Govt. Of India) Loan sanctioned for construction of the Pare Hydro Electric Project (110 MW) at Arunachal Pradesh. (Loan of 80 million and 20 million EURO was sanctioned from KFW, Germany under the Indo-German Bilateral Development Cooperation Programme. The loan agreement 80 million and 20 million EURO was executed on 11th December 2008 & 20th December 2017 at fixed interest rate of 3.46% p.a. & 0.85% p.a. respectively. The loan is guranteed by Govt of India. The last loan installment of 80 million EURO was received on 03.03.2016 & 20 million EURO was received on 16.08.2018. The loans are repayble in 30 equal half-yearly installments w.e.f. 30-12-2013 & 20 equal half-yearly installments w.e.f. 30-12-2020 respectively.)			
Total Unsecured Borrowing (i + ii)	80377.61	83796.83	84408.64
3. Interest accrued but not due	-	-	-
4. Lease Liability - Asset under Lease	790.45	978.75	-
Total (1 + 2 + 3 + 4)	**763153.11**	**730666.64**	**695762.32**
Less : Current maturities of (Refer Note 23)			
Bonds	69850.00	95850.00	3850.00
Rupee Term Loan MTCL	12500.00	-	-
Foreign Currency Loan - Secured	7538.64	7731.58	7094.21
Foreign Currency Loan - unsecured	6314.50	5260.36	4144.65
Interest accrued but not due	7062.40	6873.21	18791.40
Lease Liability - Asset under Lease	522.66	592.10	-
GRAND TOTAL: Non-Current Liabilities	**659364.91**	**614359.39**	**661882.06**

The maturity profile of borrowings (Principal amounts) are as follows: *(₹ In lakh)*

Contractual maturities	As at March 31, 2021	As at March 31, 2020	As at March 31, 2019
In one year or less or on demand	96,203.14	1,48,842.74	15088.86
Between one & two years	97,203.14	83,673.24	109421.09
Between two & three years	96,471.42	79,673.24	82643.49
Between three & four years	1,05,814.50	73,890.14	78643.49
Between four & five years	86,314.50	83,090.86	73019.79
More than five years	2,73,426.63	2,53,836.39	318394.55
Total contractual cash flows	**755433.34**	**723006.61**	**677211.27**
Less: Capitalisation of transaction costs	Nil	Nil	Nil
Total Borrowings	**755433.34**	**723006.61**	**677211.27**

Note No. 19: Long Term Provisions

(₹ In lakh)

Particulars	As at 31st March 2021	As at 31st March 2020	As at 1st April 2019
Provision for Leave encashment			
Medical benefit for retired employees	1070.55	6587.61	5550.27
Other retirement benefits	279.04	141.49	156.79
Total	**1349.59**	**6729.10**	**5707.06**

The provision for employee benefits includes gratuity, Leave Encashment, Post retirement medical benefit, Gold Coin at retirement. The increase/ decrease in the carrying amount of the provision for the current year is mainly on account of net impact of incremental charge for current year and benefits paid in the current year.

1. **Defined Contribution Plan**

The Company participates in a number of defined contribution plans on behalf of relevant personnel. Any expense recognised in relation to these schemes represents the value of contributions payable during the period by them at rates specified by the rules of those plans. The only amounts included in the balance sheet are those relating to the prior months contributions that were not due to be paid until after the end of the reporting period. The major defined contribution plans operated by the Company are as below:

a) **Provident fund**

In accordance with Indian law, eligible employees of the Company are entitled to receive benefits in respect of provident fund, a defined contribution plan, in which both employees and the Company make monthly contributions at a specified percentage of the covered employees' salary. Company pays fixed contribution at predetermined rates to the Provident Fund Trust, which invests the fund in permitted securities as per Government guidelines. The Companies contribution to the fund for the period was ₹3351.80 lakhs (previous year ₹3340.19 lakhs). The investment has earned sufficient interest to pay the same to the member as per the rate specified by the Government of India.

b) **Superannuation fund**

In terms of the Guidelines of Department of Public Enterprise (DPE), Govt. of India (GOI) issued vide O.M. no.2(70)/08-DPE (WC) / GL-xiv/08 dt. 26.11.2008 and OM. No. 2(70)/08-DPE (WC) / GL-vii/09 dt. 02.04.2009, the Company has formulated the NEEPCO Employees Defined Contribution Superannuation Benefit Scheme. The Companies contribution to the trust managing this scheme for the period was ₹2324.90 lakhs (previous year ₹2280.70 lakhs).

2. **Defined benefit plans**

a. **Post-Retirement Medical Benefit scheme**

The Company has a Contributory Scheme for Post-Retirement Medical Facilities for Superannuated Employees. Under the scheme the retired /deceased employee and spouse of retiree/deceased are provided medical facilities on contributory basis which is as follows:

Reimbursement of medical expenses incurred for indoor treatment restricted to the rates of nearest authorized/ approved hospital.

For out-patient/ domiciliary treatment taken in empanelled hospitals, reimbursement are allowed for clinical tests, examination, cost of medicines and other OPD expenses at actual subject to a ceiling of maximum of last basic per annum, whichever is less.. The liability for the same is recognized on the basis of actuarial valuation.

b. **Other retirement benefit on Superannuation**

To nurture a good organizational culture and appreciate the sincere services rendered by the employee, the Corporation is providing a Gold Coin to the retiring employee on the date of retirement. The liability for the same is recognized on the basis of actuarial valuation.

3. **Other Employee benefit**

Social Security Scheme

The Company has a Social Security Scheme in lieu of compassionate appointment. The Company makes a matching contribution to the scheme. The objective of the scheme is to provide cash benefits to the dependent beneficiaries in the event of the death of an employee of the Company while in service including permanent total disablement leading to cessation of employment.

Note No. 20: Disclosures As Per Ind AS19

Actuarial Valuation of Gratuity Liability

Summary of results: *(₹ In lakh)*

	Assets / Liability	31-03-2020	31-03-2021
a	Present value of obligation	19,874.07	19,701.01
b	Fair value of plan assets	18,567.96	18,171.16
c	Net assets / (liability) recognized in balance sheet as provision	(-1,306.11)	(-1,529.85)

Summary of membership data:

	As at	31-03-2020	31-03-2021
a)	Number of employees	2163	2038
b)	Total Monthly Salary (Lakhs)	2167.42	2102.4
c)	Average Past Service (Years)		23.36
d)	Average Age (Years)		49.9
e)	Average remaining (Years) working life		10.1
f)	weighted average duration		9.06

Economic Assumptions:

As at	31-03-2020	31-03-2021
i) Discounting Rate	6.75	6.75
ii) Future salary Increase	6.5	6.5

Demographic Assumption:

As at	31-03-2020	31-03-2021
i) Retirement Age (Years)	60	60
ii) Mortality rates inclusive of provision for disability **	100% of IALM (2012-14)	100% of IALM (2012-14)
iii) Attrition at Ages	Withdrawal Rate (%)	Withdrawal Rate (%)
Up to 30 Years	0.01%	0.01%
From 31 to 44 years	0.03%	0.03%
Above 44 years	0.06%	0.06%

Scale of Benefits:

a)	Salary for calculation of gratuity	Last drawn qualifying salary.
b)	Vesting Period	5 years of service.
c)	Benefit on normal retirement	As per the provisions of payment of Gratuity Act 1972 as amended.
d)	Benefit on early retirement / withdrawal / resignation	Same as normal retirement benefit based on service upto the date of exit.
e)	Benefit on death in service	Same as normal retirement benefit based on service upto the date of death & no vesting conditions apply.
f)	Limit	20.00 Lakhs.

Plan Liability:

Date Ending	31-03-2020	31-03-2021
Present value of obligation as at the end of the period	**19,874.07**	**19,701.01**

Service Cost:

		31-03-2020	31-03-2021
a)	Current Service Cost	1,217.33	1,151.79
b)	Past Service Cost including curtailment Gains/Losses	-	-
c)	Gains or Losses on Non routine settlements	-	-
d)	Total Service Cost	1,217.33	1,151.79

Net Interest Cost:

		31-03-2020	31-03-2021
a)	Interest Cost on Defined Benefit Obligation	1,263.98	1,341.50
b)	Interest Income on Plan Assets	1,258.09	1,253.34
c)	Net Interest Cost (Income)	5.90	88.16

Change in Benefit Obligation:

		31-03-2020	31-03-2021
a)	Present value of obligation as at the beginning of the period	20,193.51	19,874.07
b)	Acquisition adjustment	-	-
c)	Interest Cost	1,263.98	1,341.50
d)	Service Cost	1,217.33	1,151.79
e)	Past Service Cost including curtailment Gains/Losses	-	-
f)	Benefits Paid	(2,935.68)	(2,828.70)
g)	Total Actuarial (Gain)/Loss on Obligation	134.93	162.35
h)	Present value of obligation as at the end of the period	19,874.07	19,701.01

Bifurcation of Actuarial Gain/Loss on Obligation:

		31-03-2020	31-03-2021
a)	Actuarial (Gain)/Loss on arising from Change in Demographic Assumption	-	-
b)	Actuarial (Gain)/Loss on arising from Change in Financial Assumption	699.58	-
c)	Actuarial (Gain)/Loss on arising from Experience Adjustment	(564.65)	162.35

Actuarial Gain/Loss on Plan Asset:

		31-03-2020	31-03-2021
a)	Expected Interest Income	1,258.09	1,253.34
b)	Actual Income on Plan Asset	1,310.14	1,125.79
c)	Actuarial gain /(loss) for the year on Asset	52.05	(127.54)

Balance Sheet and related analysis:

		31-03-2020	31-03-2021
a)	Present Value of the obligation at end	19,874.07	19,701.01
b)	Fair value of plan assets	18,567.96	18,171.16
c)	Unfunded Liability/provision in Balance Sheet	(1,306.11)	(1,529.85)

The amounts recognized in the income statement:

		31-03-2020	31-03-2021
a)	Total Service Cost	1,217.33	1,151.79
b)	Net Interest Cost	5.90	88.16
c)	Expense recognized in the Income Statement	1,223.23	1,239.95

Other Comprehensive Income (OCI):

		31-03-2020	31-03-2021
a)	Net cumulative unrecognized actuarial gain/(loss) opening	-	-
b)	Actuarial gain / (loss) for the year on PBO	(134.93)	(162.35)
c)	Actuarial gain /(loss) for the year on Asset	52.05	(127.54)
d)	Unrecognized actuarial gain/(loss) for the year	(82.88)	(289.90)

Change in plan assets :

		31-03-2020	31-03-2021
a)	Fair value of plan assets at the beginning of the period	18,638.31	18,567.96
b)	Actual return on plan assets	1,310.14	1,125.79
c)	Employer contribution	1,555.20	1,306.11
d)	Benefits paid	(2,935.68)	(2,828.70)
e)	Fair value of plan assets at the end of the period	18,567.96	18,171.16

Major categories of plan assets (as percentage of total plan assets):

		31-03-2020	31-03-2021
a)	Government of India Securities	-	-
b)	State Government securities	-	-
c)	High Quality Corporate Bonds	-	-
d)	Equity Shares of listed companies	-	-
e)	Property	-	-
f)	Funds Managed by Insurer	100%	100%
g)	Bank Balance	-	-
	Total	**100%**	**100%**

Change in Net Defined Benefit Obligation:

		31-03-2020	31-03-2021
a)	Net defined benefit liability at the start of the period	1,555.20	1,306.11
b)	Acquisition adjustment	-	-
c)	Total Service Cost	1,217.33	1,151.79
d)	Net Interest cost (Income)	5.90	88.16
e)	Re-measurements	82.88	289.90
f)	Contribution paid to the Fund	(1,555.20)	(1,306.11)
g)	Benefit paid directly by the enterprise	-	-
h)	Net defined benefit liability at the end of the period	1,306.11	1,529.85

Bifurcation of PBO at the end of year in current and non current:

		31-03-2021
a)	Current liability (Amount due within one year)	2,141.10
b)	Non-Current liability (Amount due over one year)	17,559.92
	Total PBO at the end of year	**19,701.01**

Expected contribution for the next Annual reporting period:

		31-03-2021
a)	Service Cost	1,060.19
b)	Net Interest Cost	103.26
c)	Expected Expense for the next annual reporting period	1,163.46

North Eastern Electric Power Co. New Delhi

Sensitivity Analysis of the defined benefit obligation:

a) Impact of the change in discount rate		
	Present Value of Obligation at the end of the period	**19,701.01**
a)	Impact due to increase of 0.50%	(530.82)
b)	Impact due to decrease of 0.50 %	557.79
b) Impact of the change in salary increase		
	Present Value of Obligation at the end of the period	**19,701.01**
a)	Impact due to increase of 0.50%	185.00
b)	Impact due to decrease of 0.50 %	(193.85)

Maturity Profile of Defined Benefit Obligation:

	Year	Amount
a)	0 to 1 Year	
b)	1 to 2 Year	
c)	2 to 3 Year	
d)	3 to 4 Year	
e)	4 to 5 Year	
f)	5 to 6 Year	.
g)	6 Year onwards	

Actuarial Valuation of Leave Encashment

Summary of results:

	Assets / Liability	31-03-2020	31-03-2021
a	Present value of obligation	13,251.63	14,761.46
b	Fair value of plan assets	-	-
c	Net assets / (liability) recognized in balance sheet as provision	(13,251.63)	(14,761.46)

Summary of membership data:

	As at	31-03-2020	31-03-2021
a)	Number of employees	2163	2038
b)	Total Monthly Salary for (Lakhs) leave encashment	2167.42	2102.40
c)	Total Monthly Salary for (Lakhs) leave availment	-	4204.8
d)	Average Past Service (Years)	-	23.36
e)	Average Age (Years)	-	49.9
f)	Average remaining (Years) working life	-	10.1
g)	Leave balance considered on valuation date	-	3,89,098
h)	Weighted average duration of PBO	-	9.06

Economic Assumptions:

	31-03-2020	31-03-2021
i) Discounting Rate	6.75	6.75
ii) Future salary Increase	6.5	6.5

NEEPCO New Delhi North Eastern Electric Power Corporation

Demographic Assumption:

i) Retirement Age (Years)	60	60
ii) Mortality rates inclusive of provision for disability **	100 % of IALM (2006-08)	100 % of IALM (2012-14)
iii) Ages	**Withdrawal Rate (%)**	**Withdrawal Rate (%)**
Up to 30 Years		0.1
From 31 to 44 years		0.3
Above 44 years		0.6
iv) Leave		
Leave Availment Rate		Nil
Leave Lapse rate while in service		Nil
Leave Lapse rate on exit		Nil
Leave encashment Rate while in service		Nil

Scale of Benefits:

a)	Salary for calculation of Earned Leave	Last drawn qualifying salary
b)	Vesting Period	Nil
c)	Benefits	
1	Yearly accrual	30 days
2	Maximum accumulation	As per Company Policy
3	Total Leave Days	3,89,288
4	Availment in service (Compensated absence)	Yes
5	Leave encashment in service	No
6	Leave encashment on exit	Yes
7	Month to be treated as	30 days
8	Leave Lapse	Yes (above 300 days)
d)	Benefit on normal retirement	Maximum upto 300 days or Actual Accumulation whichever is less
e)	Benefit on early retirement/ withdrawal/ resignation/death	Same as normal retirement benefit.

Plan Liability:

Date Ending	**31-03-2020**	**31-03-2021**
Present value of obligation as at the end of the period	**13,251.63**	**14,761.46**

Service Cost:

		31-03-2020	**31-03-2021**
a)	Current Service Cost	2,306.24	1,690.16
b)	Past Service Cost including curtailment Gains/Losses	-	-
c)	Gains or Losses on Non routine settlements	-	-
d)	Total Service Cost	2,306.24	1,690.16

Net Interest Cost:

		31-03-2020	**31-03-2021**
a)	Interest Cost on Defined Benefit Obligation	647.83	894.49
b)	Interest Income on Plan Assets	-	-
c)	Net Interest Cost (Income)	647.83	894.49

North Eastern Electric Power Corporation New Delhi

Table showing Change in Benefit Obligation:

		31-03-2020	31-03-2021
a)	Present value of obligation as at the beginning of the period	10,377.70	13,251.63
b)	Acquisition adjustment	-	-
c)	Interest Cost	647.83	894.49
d)	Service Cost	2,306.24	1,690.16
e)	Past Service Cost including curtailment Gains/Losses	-	-
f)	Benefits Paid	(1,560.36)	(1,093.84)
g)	Total Actuarial (Gain)/Loss on Obligation	1,480.22	19.03
h)	Present value of obligation as at the end of the period	13,251.63	14,761.46

Actuarial Gain/Loss on Obligation:

		31-03-2020	31-03-2021
a)	Actuarial (Gain)/Loss on arising from Change in Demographic Assumption	-	-
b)	Actuarial (Gain)/Loss on arising from Change in Financial Assumption	139.88	-
c)	Actuarial (Gain)/Loss on arising from Experience Adjustment	1,340.34	(180.97)

Actuarial Gain/Loss on Plan Asset:

		31-03-2020	31-03-2021
a)	Expected Interest Income	-	-
b)	Actual Income on Plan Asset	-	-
c)	Actuarial gain /(loss) for the year on Asset	-	-

Balance Sheet and related analysis:

		31-03-2020	31-03-2021
a)	Present Value of the obligation at end	13,251.63	14,761.46
b)	Fair value of plan assets	-	-
c)	Unfunded Liability/provision in Balance Sheet	(13,251.63)	(14,761.46)

The amounts recognized in the income statement:

		31-03-2020	31-03-2021
a)	Total Service Cost	2,306.24	1,690.16
b)	Net Interest Cost	647.83	894.49
c)	Net actuarial (gain) / loss recognized in the period	1,480.22	19.03
c)	Expense recognized in the Income Statement	4,434.29	2,603.67

Change in Net Defined Benefit Obligation:

		31-03-2020	31-03-2021
a)	Net defined benefit liability at the start of the period	10,377.70	13,251.63
b)	Acquisition adjustment	-	-
c)	Total Service Cost	2,306.24	1,690.16
d)	Net Interest cost (Income)	647.83	894.49
e)	Re-measurements	1,480.22	19.03
f)	Contribution paid to the Fund	-	-
g)	Benefit paid directly by the enterprise	(1,560.36)	(1,093.84)
h)	Net defined benefit liability at the end of the period	13,251.63	14,761.46

NEEPCO New Delhi North Eastern Electric Power Corporation

Bifurcation of PBO at the end of year in current and non current:

		31-03-2020	31-03-2021
a)	Current liability (Amount due within one year)	1,017.56	1,129.90
b)	Non-Current liability (Amount due over one year)	12,234.08	13,631.57
	Total PBO at the end of year	**13,251.63**	**14,761.46**

Expected contribution for the next Annual reporting period:

		31-03-2021
a)	Service Cost	1,734.48
b)	Net Interest Cost	996.40
c)	Expected Expense for the next annual reporting period	2,730.88

Sensitivity Analysis of the defined benefit obligation:

a) Impact of the change in discount rate		
	Present Value of Obligation at the end of the period	**14,761.46**
a)	Impact due to increase of 0.50 %	(508.47)
b)	Impact due to decrease of 0.50 %	539.98

b) Impact of the change in salary increase		
	Present Value of Obligation at the end of the period	**14,761.46**
a)	Impact due to increase of 0.50 %	537.66
b)	Impact due to decrease of 0.50 %	(509.22)

Actuarial Valuation of Post Retirement Medical Benefit Liability

Summary of results:

	Assets / Liability	**31-03-2020**	**31-03-2021**
a	Present value of obligation	7,025.95	8,536.57
b	Fair value of plan assets	-	7,024.04
c	Net assets / (liability) recognized in balance sheet as provision	(7,025.95)	(1,512.53)

Summary of membership data:

	As at	**31-03-2020**	**31-03-2021**
In Service Emp			
a)	Number of employees	2163	2038
c)	Average Past Service (Years)	-	23.36
d)	Average Age (Years)	-	49.9
e)	Average remaining (Years) working life	-	10.1
f)	Weighted average remaining working life	-	9.06
g)	Number of Retired Employee	1424	1539
h)	Average Age (Years)	-	65.92
	Yearly Cost per Reitee		
	(a) Out Patient treatment cost	-	25,400.00
	(b) In-patient treatment cost		

Economic Assumptions:

		31-03-2020	31-03-2021
a)	Discounting Rate	6.75	6.75
b)	Future Medical Cost Increase		
	a) Outdoor Treatment	Nil	2
	b) Indoor Treatmen		

Demographic Assumption:

i) Retirement Age (Years)	60	60
ii) Mortality rates inclusive of provision for disability **	100% of IALM (2006-08)	100% of IALM (2012 - 14)
iii) Ages	Withdrawal Rate (%)	Withdrawal Rate (%)
Up to 30 Years	0.1	0.1
From 31 to 44 years	0.3	0.3
Above 44 years	0.6	0.6

Mortality & Morbidity rates:

a) While in service - 100% of IALM (2012-14) rates have been assumed which also includes the allowance for disability benefits

Age	Mortality Rate	Age	Mortality Rate
15	0.000698	40	0.00168
20	0.000924	45	0.002579
25	0.000931	50	0.004436
30	0.000977	55	0.007513
35	0.001202	60	0.011162

b) After Retirement - 100% of (1996-98) rates have been assumed

Age	Rate	Age	Rate
50	0.004243	80	0.070802
60	0.010907	85	0.106891
65	0.01389	90	0.151539
70	0.024301	100	0.266511
75	0.043272		

Plan Liability:

Date Ending	31-03-2020	31-03-2021
Present value of obligation as at the end of the period	7,025.95	8,536.57

Service Cost:

		31-03-2020	31-03-2021
a)	Current Service Cost	696.93	581.54
b)	Past Service Cost including curtailment Gains/Losses	-	-
c)	Gains or Losses on Non routine settlements	-	-
d)	Total Service Cost	696.93	581.54

Net Interest Cost:

		31-03-2020	31-03-2021
a)	Interest Cost on Defined Benefit Obligation	386.12	474.25
b)	Interest Income on Plan Assets	-	335.93
c)	Net Interest Cost (Income)	386.12	138.32

Change in Present Benefit Obligation:

		31-03-2020	31-03-2021
a)	Present value of obligation as at the beginning of the period	5,902.82	7,025.95
b)	Interest Cost	386.12	474.25
c)	Service Cost	696.93	581.54
d)	Benefits Paid	(365.06)	(415.53)
e)	Total Actuarial (Gain)/Loss on Obligation	405.14	870.36
f)	Present value of obligation as at the end of the period	7,025.95	8,536.57

Actuarial (Gain)/Loss on Obligation:

		31-03-2020	31-03-2021
a)	Actuarial (Gain)/Loss on arising from Change in Demographic Assumption	-	-
b)	Actuarial (Gain)/Loss on arising from Change in Financial Assumption	444.63	1,207.75
c)	Actuarial (Gain)/Loss on arising from Experience Adjustment	(39.50)	(337.39)

Actuarial (Gain)/Loss on Plan Asset:

		31-03-2020	31-03-2021
a)	Expected Interest Income	-	335.93
b)	Actual Income on Plan Asset	-	237.88
c)	Actuarial gain /(loss) for the year on Asset	-	(98.04)

Balance Sheet and related analysis:

		31-03-2020	31-03-2021
a)	Present Value of the obligation at end	7,025.95	8,536.57
b)	Fair value of plan assets	-	7,024.04
c)	Unfunded Liability/provision in Balance Sheet	(7,025.95)	(1,512.53)
d)	Unfunded liability recognized in Balance Sheet	(7,025.95)	(1,512.53)

The amounts recognized in the income statement:

		31-03-2020	31-03-2021
a)	Service Cost	696.93	581.54
b)	Net Interest Cost	386.12	138.32
c)	Expense recognized in the Income Statement	1,083.05	719.87

Other Comprehensive Income (OCI):

		31-03-2020	31-03-2021
a)	Net cumulative unrecognized actuarial gain/(loss) opening	-	-
b)	Actuarial gain / (loss) for the year on PBO	(405.14)	(870.36)
c)	Actuarial gain /(loss) for the year on Asset	-	(98.04)
d)	Unrecognized actuarial gain/(loss) at the end of the year	(405.14)	(968.40)

Change in plan assets:

		31-03-2020	31-03-2021
a)	Fair value of plan assets at the beginning of the period	-	-
b)	Actual return on plan assets	-	237.88
c)	Employer contribution	-	7,025.95
d)	Benefits paid	-	(239.80)
e)	Fair value of plan assets at the end of the period	-	7,024.04

New Delhi
North Eastern Electric Power Corporation

Major categories of plan assets (as percentage of total plan assets):

		31-03-2020	31-03-2021
a)	Government of India Securities	-	-
b)	State Government securities	-	-
c)	High Quality Corporate Bonds	-	-
d)	Equity Shares of listed companies	-	-
e)	Property	-	-
f)	Funds Managed by Insurer	100%	100%
	Total	**100%**	**100%**

Change in Net Defined Benefit Obligation:

		31-03-2020	31-03-2021
a)	Net defined benefit liability at the start of the period	5,902.82	7,025.95
b)	Service Cost	696.93	581.54
c)	Net Interest cost (Income)	386.12	138.32
d)	Re-measurements	405.14	968.40
e)	Contribution paid to the Fund	-	(7,025.95)
f)	Benefit paid directly by the enterprise	(365.06)	(175.74)
g)	Net defined benefit liability at the end of the period	7,025.95	1,512.53

Bifurcation of PBO at the end of year in current and non current:

		31-03-2020	31-03-2021
a)	Current liability (Amount due within one year)	-	441.98
b)	Non-Current liability (Amount due over one year)	-	8,094.59
	Total PBO at the end of year	-	**8,536.57**

Expected contribution for the next Annual reporting period:

		31-03-2020	31-03-2021
a)	Service Cost	-	-
b)	Net Interest Cost	-	-
c)	Expected Expense for the next annual reporting period	-	-

Sensitivity Analysis of the defined benefit obligation:

a) Impact of the change in discount rate		
	Present Value of Obligation at the end of the period	**8,536.57**
a)	Impact due to increase of 0.50%	-
b)	Impact due to decrease of 0.50%	-
b) Impact of Medical Cost Rate		
	Present Value of Obligation at the end of the period	**8,536.57**
a)	Impact due to increase of 0.50%	-
b)	Impact due to decrease of 0.50%	-

AWARD OF GOLD COIN ON RETIREMENT

Summary of results:

	Assets / Liability	31-03-2021
a	Present value of obligation	288
b	Fair value of plan assets	-
c	Net assets / (liability) recognized in balance sheet as provision	(288)

Summary of membership data:

	As at	31-03-2021
a)	Number of employees	2038
b)	Total Monthly Salary (Lakhs)	N/A
c)	Average Past Service (Years)	23.36
d)	Average Age (Years)	49.9
e)	Average remaining working life (Years)	10.1

Economic Assumptions:

	31-03-2021
i) Discounting Rate	6.75%
ii) Gold Coin Escalation rate	6.50%

Demographic Assumption:

i) Retirement Age (Years)	60
ii) Mortality Table	IALM(2012-14)
iii) Ages	**Withdrawal Rate (%)**
Up to 30 Years	0.01%
From 31 to 44 years	0.03%
Above 44 years	0.06%

Actuarial Value:

Present value of obligation as at the end of period (31/03/2021)	288.18

Bifurcation of PBO at the end of year as per schedule III to the companies Act, 2013:

		31-03-2021
a)	Current liability (Amount due within one year)	9.14
b)	Non-Current liability (Amount due over one year)	279.04
c)	**Total PBO at the end of year**	**288.18**

नॉर्थ ईस्टर्न इलेक्ट्रिक पावर कॉर्पोरेशन नई दिल्ली
North Eastern Electric Power Corporation New Delhi

Note No. 21: Current Liabilities

(₹ In lakh)

Particulars	As at 31st March 2021	As at 31st March 2020	As at 1st April 2019
Short Term Loan for construction Projects			
Secured by pari passu charge over assets of the Kameng Hydro Electric Power Project (600 MW) situated at Arunachal Pradesh. The short term loan has been sanctioned by Canara Bank, Shillong on 25th February 2019 at the rate of MCLR 1 year with annual reset. The last MCLR is at the rate of 8.65% pa. The loan is available for drawal upto one year from the date of sanction. Each tranche of the loan availed shall be repaid within 12 months from the date of its availment.	-	40000.00	10000.00
Add: Interest accrued but not due	-	80.58	33.18
Short Term Loan (Net)	-	40080.58	10033.18
Working capital Demand Loan			
(i) State Bank of India, Shillong			
Secured against hypothecation of book debts and all other inventories of the company both present and future to the extent of drawal. The **Cash Credit (CC)** sanctioned by SBI, Shillong on 17.06.2020 at the rate of 1 year MCLR months plus NIL margin. The last MCLR i.e. on 31.03.2021 is at the rate of 7.00% p.a. The tenure of the loan is up to 16.06.2021	6174.67	4319.90	-
Add: Interest accrued but not due	-	9.48	-
Working Capital Demand Loan (Net)	6174.67	4329.38	-
Secured against hypothecation of book debts and all other inventories of the company both present and future to the extent of drawal. The Working Capital Demand Loan (WCDL) sanctioned by SBI, Shillong on 17.06.2020 at the rate of 1 year MCLR months plus NIL margin. The last MCLR i.e. on 31.03.2021 is at the rate of 7.00% p.a. The tenure of the loan is up to 16.06.2021	13000.00	21450.00	11136.63
Add: Interest accrued but not due	23.08	45.30	-
Working Capital Demand Loan (Net)	13023.08	21495.30	11136.63
(ii) Axis Bank, Shillong			
The Working Capital Demand Loan (WCDL) sanctioned by Axis Bank, Shillong on 21.12.2020 This is Unsecured Loan at the rate of external benchmark plus spread i.e. 3M plus spread. The last 3M MIBOR plus spread i.e. on 31.03.2021 is at the rate of 6.00% p.a.	9100.00	13500.00	7100.00
(iii) ICICI Bank, Shillong			
The Working Capital Facilties in form of Short Term Loan (STL) sanctioned by ICICI Bank, Shillong on 12.11.2020. This is Unsecured Loan at the rate of external benchmark link rate. The last external benchmark link rate i.e. on 31.03.2021 is at the rate of 6.00% p.a.	8500.00	1500.00	-
Total	**36797.75**	**80905.26**	**28269.81**

Note No. 22: Trade Payables

(₹ In lakh)

Particulars	As at 31st March 2021	As at 31st March 2020	As at 1st April 2019
Total outstanding dues of micro enterprises and small entreprises	434.36	206.99	277.15
Total outstanding dues of creditors other than micro entreprises and small enterprises	8148.95	9483.71	7308.48
Total	**8583.31**	**9690.70**	**7585.63**

The trade payable includes payment for fuel cost for the month of 31st March 2021 and provisions made on contractors / suppliers for March 2021.

(₹ In lakh)

Particulars	As at 31st March 2021	As at 31st March 2020	As at 1st April 2019
Creditors for suppliers and services	8583.31	9690.70	7585.63

The amount due to Micro and Small Enterprises as defined in the "The Micro, Small and Medium Enterprises Development Act, 2006" has been determined to the extent such parties have been identified on the basis of information available with the Company. The disclosures relating to Micro and Small Enterprises are as under:

(₹ In lakh)

Description	As at 31st March 2021	As at 31st March 2020	As at 1st April 2019
i. The principal amount remaining unpaid to supplier as at the end of the year	434.36	206.99	277.15
ii. The interest due thereon remaining unpaid to supplier as at the end of the year	-	-	-
iii. The amount of interest due and payable for the period of delay in making payment (which have been paid but beyond the appointed day during the year) but without adding the interest specified under this Act	-	-	-
iv. The amount of interest accrued during the year and remaining unpaid at the end of the year	-	-	-

The amount payable to MSME as on 31st March 2021 is not outstanding for more than 45 days & accordingly no interest is due on the said outstanding amount.

Current Liabilities

Note No. 23: Other Financial Liablities

(₹ In lakh)

Particulars	As at 31st March 2021	As at 31st March 2020	As at 1st April 2019
I. SECURED BORROWINGS			
A. PRIVATELY PLACED PSU BONDS			
a. Seventeenth issue 3 years 2 months NEEPCO 7.80% Secured, Redeemable, Non-Convertible, Taxable Bonds of ₹10,00,000 each, redeemable at par on 27-05-2020. (The assets attached to the earth as well as other movable assets of the Kameng Hydro Electric Project, Arunachal Pradesh and the landed property of the Corporation in the District of Mehsana, Gujarat have been charged by way of pari passu mortgage through a Trust Deed with the appointed Debenture Trustee).	-	30000.00	-

b. Fifteenth issue 10 years NEEPCO 9.15% Secured, Redeemable, Non-Convertible, Taxable Bonds of ₹ 10,00,000/- each, redeemable at 20% of face value on 25-03-2021; 25-03-2022; 25-03-2023; 25-03-2024 & 25-03-2025. (The assets of the Agartala Gas Turbine Project (original open-cycle plant) in Tripura, assets except the Gas Turbines & Steam Turbines in the Assam Gas Based Project, Assam, assets except Plant & Machinery in the generating station in the Ranganadi Hydro Electric Project, Arunachal Pradesh and the landed property of the Corporation in the District of Mehsana, Gujarat have been charged by way of mortgage through a Trust Deed with the appointed Debenture Trustee).	12000.00	12000.00	-
c. Fourteenth issue 10 years NEEPCO 9.60% Secured, Redeemable, Non-Convertible, Taxable Bonds of ₹10,00,000 each, redeemable at 20% of face value on 01-10-2020; 01-10-2021; 01-10-2022; 01-10-2023 & 01-10-2024 . (The assets attached to the earth as well as other movable assets of the Kameng Hydro Electric Project, Arunachal Pradesh and the landed property of the Corporation in the District of Mehsana, Gujarat have been charged by way of pari passu mortgage through a Trust Deed with the appointed Debenture Trustee).	50000.00	50000.00	-
d. Thirteenth issue 10 years NEEPCO 9.00% Secured, Redeemable, Non-Convertible, Taxable Bonds of ₹10,00,000/- each, redeemable at 20% of face value on 15-03-2019; 15-03-2020; 15-03-2021, 15-03-2022 & 15-03-2023. (The Steam Turbines of the Assam Gas Based Power Plant, Assam and the landed property of the Corporation in the District of Mehsana, Gujarat have been charged by way of mortgage through a Trust Deed with the appointed Debenture Trustee).	1450.00	1450.00	1450.00
e. Twelfth issue 10 years NEEPCO 9.25% Secured, Redeemable, Non-Convertible, Taxable Bonds of ₹ 10,00,000/- each, redeemable at 20% of face value on 27-06-2018; 27-06-2019; 27-06-2020; 27-06-2021 & 27-06-2022. (All the Plant and Machinery in the Generating Station of the Ranganadi Hydro Electric Project, Arunachal Pradesh and the landed property of the Corporation in the District of Mehsana, Gujarat have been charged by way of mortgage through a Trust Deed with the appointed Debenture Trustee).	2400.00	2400.00	2400.00
xii. Eleventh issue 10 years NEEPCO 10.20% Secured, Redeemable, Non-Convertible, Taxable Bonds of ₹10,00,000 each, redeemable at par on 15-12-2021 with a put & call option on 15-12-2018. (The Gas Turbines of the Assam Gas Based Power Project, Assam and the landed property of the Corporation in the District of Mehsana, Gujarat have been charged by way of pari passu mortgage through a Trust Deed with the appointed Debenture Trustee).	4000.00	-	-
B. SECURED TERM LOANS **I. Rupee Loans:** **Medium Term Coporate Loan from Canara Bank** Secured by pari passu charge over assets of the Kameng Hydro Electric Power Project (600 MW) situated at Arunachal Pradesh. The loan is repayble in 16 structured quarterly installment after 1 year moratorium from first drawal on 03-02-2020.	12500.00	-	-

Foreign Currency Loan **External Commercial Borrowing** [Secured by Hypothecation of all movable & immovable assets (including plant, machinery) created / to be created in respect of Tripura Gas Based Power Plant, Agartala and Agartala Gas Turbine Projects –Extension, Agartala. [SBI,Singapore has sanctioned 100 million US Dollar ECB loan @ interest rate of 3 months LIBOR plus 3.05% p.a. as margin (margin has been reduced to 2.75% p.a. w.e.f 20th March 2018). The agreement was signed on 9.12.2013. The last drawal was on 4th June 2014. The ECB loan is repayable in 39 equal quarterly installments w.e.f. 20.06.2014]	7538.64	7731.58	7094.21
Sub-Total	**89888.64**	**103581.58**	**10944.21**
II Unsecured Borrowings			
Foreign Currency Loan **Loan from Kfw, Germany** **(Gurarnteed by the Government of India)** (Loan of 80 million and 20 million EURO was sanctioned from KFW , Germany under the Indo-German Bilateral Development Cooperation Programme. The loan agreement 80 million and 20 million EURO was executed on 11th December 2008 & 20th December 2017 at fixed interest rate of 3.46 % p.a. & 0.85% p.a. respectively. The loan is guranteed by Govt of India. The last loan installment of 80 million EURO was received on 03.03.2016 & 20 million EURO was received on 16.08.2018. The loans are repayble in 30 equal half-yearly installments w.e.f. 30-12-2013 & 20 equal half-yearly installments w.e.f. 30-12-2020 respectively).	6314.50	5260.36	4144.65
Sub-Total	**6314.50**	**5260.36**	**4144.65**
Sub total of borrowings	**96203.14**	**108841.94**	**15088.86**
III Interest accrued but not due on:			
Bonds	6585.26	6350.14	18367.64
Loans from Kfw	332.70	361.00	373.61
External Commercial Borrowing	13.55	25.48	50.15
Medium Term Loan	130.89	136.59	-
Short term borrowing & Working Capital Loan	-	-	-
Sub-total	**7062.40**	**6873.21**	**18791.40**
IV. Other liabilities			
Payable for Capital Expenditure			
- micro and small enterprises	28.22	189.96	367.89
- other than micro and small enterprises	11864.92	11221.18	11384.82
Payables for employees Benefits	991.56	2142.45	23312.26
Other Provisions	2.74	4.61	213.85
Advance from Beneficiaries	2275.00	2147.92	-
Advance from REC for Deen Dayal Upadhaya Gram Jyoti Yogana & Pradhan Mantri Sahaj Bijli Har Ghar Yojana	204.27	275.31	2569.85
Lease Liability - Asset under Lease	522.66	592.10	-
Sub-Total	15889.37	16573.53	37848.67
Total	**119154.91**	**132288.68**	**71728.93**

Creditor for Capital expenditure represents amount payable to contractor in respect of work done & measured at the reporting date.

The amount due to Micro and Small Enterprises as defined in the "The Micro, Small and Medium Enterprises Development Act, 2006" has been determined to the extent such parties have been identified on the basis of information available with the Company. The disclosures relating to Micro and Small Enterprises are as under:

Description	As at 31st March 2021	As at 31st March 2020	As at 01.04.2019
i. The principal amount remaining unpaid to supplier as at the end of the year	28.22	189.96	367.89
ii. The interest due thereon remaining unpaid to supplier as at the end of the year	-	-	-
iii. The amount of interest due and payable for the period of delay in making payment (which have been paid but beyond the appointed day during the year) but without adding the interest specified under this Act	-	-	-
iv. The amount of interest accrued during the year and remaining unpaid at the end of the year	-	-	-

The amount payable to MSME as on 31st March 2021 is not outstanding for more than 45 days & accordingly no interest is due on the said outstanding amount.

Note No. 24: Other Current Liabilities

(₹ In lakh)

Particulars	As at 31st March 2021	As at 31st March 2020	As at 1st April 2019
Retention money from Contractors & Others	10028.92	11577.76	11402.67
Other Statutory Dues ::			
Direct & Indirect Taxes Payables	780.57	749.06	2400.94
Other Statutory Dues (CPF, LIP NESSS etc)	1296.53	1336.62	2227.01
Total	**12106.02**	**13663.44**	**16030.62**

(i) Retetntion money received from Contractors & others relates to security deposit , earnest money deducted from works/supply bill which will be settled on completion of work after defect liability period as stipulated by the terms of contract/supply order.

(ii) Direct & Indirect taxes includes TDS on provision as on 31st March 2021 & indirect tax like GST deducted from works / supply bill of March 2021 not due and not deposited upto the reporting date.

(iii) Other Statutory Dues Payable includes Corporation contribution to Provident fund, LIC premium deducted, Pension contribution, employees contribution to Provident fund and other deduction made during March not due & not deposited upto the reporting date.

Note No. 25: Provisions

(₹ In lakh)

Particulars	As at 31st March 2021	As at 31st March 2020	As at 1st April 2019
Employee benefits			
Gratuity	1529.85	1306.11	1560.89
Medical benefit for retired employees	441.98	438.34	352.55
Leave encashment	14761.47	13251.64	10377.70
Other retirement benefits	9.14	14.87	0.62
Total	**16742.44**	**15010.96**	**12291.76**

The provision for employee benefits includes gratuity, Leave Encashment, Post retirement medical benefit, Gold Coin at retirement. The increase/ decrease in the carrying amount of the provision for the current year is mainly on account of net impact of incremental charge for current year and benefits paid in the current year.

1. Defined Contribution Plan

The Company participates in a number of defined contribution plans on behalf of relevant personnel. Any expense recognised in relation to these schemes represents the value of contributions payable during the period by them at rates specified by the rules of those plans. The only amounts included in the balance sheet are those relating to the prior months contributions that were not due to be paid until after the end of the reporting period. The major defined contribution plans operated by the Company are as below:

a) Provident fund

In accordance with Indian law, eligible employees of the Company are entitled to receive benefits in respect of provident fund, a defined contribution plan, in which both employees and the Company make monthly contributions at a specified percentage of the covered employees' salary.Company pays fixed contribution at predetermined rates to the Provident Fund Trust, which invests the fund in permitted securities as per Government guidelines. The Companies contribution to the fund for the period was ₹3351.80 lakhs (previous year ₹3340.19 lakhs). The investment has earned sufficient interest to pay the same to the member as per the rate specified by the Government of India.

b) Superannuation fund

In terms of the Guidelines of Department of Public Enterprise (DPE), Govt.of India (GOI) issued vide O.M. no.2(70)/08-DPE (WC)/ GL-xiv/08 dt.26.11.2008 and OM. No. 2(70)/08-DPE (WC) / GL-vii/09 dt.02.04.2009, the Company has formulated the NEEPCO Employees Defined Contribution Superannuation Benefit Scheme.

The Companies contribution to the trust managing this scheme for the period was ₹2324.90 lakhs (previous year ₹2280.70 lakhs).

2. Defined benefit plans

a. Retiring gratuity

The Company has a defined benefit gratuity plan. Every employee who has rendered continuous service of five years or more is entitled to get gratuity at 15 days salary (15/26 x last drawn basic salary plus dearness allowance) for each completed year of service subject to a maximum of ₹20.00 lakhs, on superannuation, resignation, termination, disablement or on death. The liability for the same is recognized on the basis of actuarial valuation.

The Board of Directors in their meeting held on 01.04.2013 has approved the creation of Gratuity Fund Trust vide its Resolution No.195/16 dt.1.4.2013 in order to meet the requirement of funds for payment of Gratuity to the employees separated from the services of the Corporation. Accordingly NEEPCO Employees Group Gratuity Assurance Fund Trust has been constituted on 25th June, 2013 and a Master Policy, named as North Eastern Electric Power Corporation Ltd Employees Group Gratuity –cum- Life Assurance (cash accumulation) Scheme, has been taken from the Life Insurance Corporation of India on 5th August, 2013. Transactions with LICI during the FY 2020-21 for assessing fund balance as on 31.03.2021 are as per books of NEEPCO.

Details of Funded Assets with LIC *(₹ In lakh)*

Particulars	31.03.2021	31.03.2020	31.03.2019
Opening Balance	18567.96	18638.31	11025.31
Transactions during the year (Net Debit)	1522.59	1380.49	6821.34
Interest earned during the year (Net Credit)	1125.79	1310.14	791.66
Closing Balance	18171.16	18567.96	18638.31

b. Post –Retirement Medical Benefit scheme

The Company has a Contributory Scheme for Post-Retirement Medical Facilities for Superannuated Employees. Under the scheme the retired /deceased employee and spouse of retiree/deceased are provided medical facilities on contributory basis which is as follows:

Reimbursement of medical expenses incurred for indoor treatment restricted to the rates of nearest authorized / approved hospital. For out-patient/ domiciliary treatment taken in empanelled hospitals, reimbursement are allowed for clinical tests, examination, cost of medicines and other OPD expenses at actual subject to a ceiling of maximum of last basic per annum, whichever is less. The liability for the same is recognized on the basis of actuarial valuation.

c. Other retirement benefit on Superannuation

To nurture a good organizational culture and appreciate the sincere services rendered by the employee, the Corporation is providing a Gold Coin to the retiring employee on the date of retirement. The liability for the same is recognized on the basis of actuarial valuation.

3. Other Employee benefit

a. Leave

The Company provides for earned leave benefits (including compensatory absences) and half pay leave to the employees of the Company which accrue annually at 30 days and 20 days respectively. Earned leave account is maintained in one section only i.e. en-cashable. On Superannuation/ separation of the employee from the Corporation, entire leave (Earned leave & Maximum 240 days Half Pay Leave) subject to a ceiling of 300 days will be en-cashable. Half pay leave cannot be commuted. The cash equivalent payable for Half Pay Leave would be equal to leave salary as admissible for half pay plus Dearness Allowance.The liability for the same is recognized on the basis of actuarial valuation.

b. Social Security Scheme

The Company has a Social Security Scheme in lieu of compassionate appointment. The Company makes a matching contribution to the scheme. The objective of the scheme is to provide cash benefits to the dependent beneficiaries in the event of the death of an employee of the Company while in service including permanent total disablement leading to cessation of employment.

Note No. 26: Deferred Revenue (Non- Current)

(₹ In lakh)

Particulars	As at 31st March 2021	As at 31st March 2020	As at 1st April 2019
a) Deferred Revenue arising from Government Grant	26004.23	27614.95	29208.21
Less : Adjusted during the year	1610.72	1610.72	1593.26
Total	**24393.51**	**26004.23**	**27614.95**

Deferred Revenue (Current)

(₹ In lakh)

Particulars	As at 31st March 2021	As at 31st March 2020	As at 1st April 2019
a) Deferred Revenue arising from Government Grant	1610.72	1593.26	1851.30
Add : Addition during the year	1610.72	1610.72	1593.26
Less : Adjusted during the year	1610.72	1593.26	1851.30
Sub- total	**1610.72**	**1610.72**	**1593.26**
b) Deferred Foreign Currency Fluctuation liabilities	6059.27	5601.45	509.55
Total	**7669.99**	**7212.17**	**2102.81**

Note on Government Grant (Ind AS 20)

NEEPCO's approved Accounting Policy includes policy of recognition and accounting of "Government grant" (para 14 of note 1 –Summary of Significant Accounting Policies).

Govt. of India has approved a Sub-ordinate loan amounting to ₹29196.42 Lakh to NEEPCO for implementation of Tuirial HEP with interest @1% per annum payable from the "Date of Commercial Operation" of the project. Of the aforesaid loan amount, NEEPCO has received ₹29096.42 lakh till 31.03.2015 and the balance ₹100.00 lakh has been received during the FY 2015-16. The loan amount (₹29096.42 lakh) received till 31.03.2015 has been recognized in books of NEEPCO as on 01.04.2015 (Ind AS Transition date) at its carrying value in compliance to the Ind AS 101 (Exception to the retrospective application). However, for the loan amount (₹ 100.00 lakh) received during the FY 2015-16, the benefit of the loan due to below market rate of interest (considered SBI base rate @9.70% effective as on Jun'15) amounting to ₹ 82.64 lakh has been treated as a govt. grant and recognized in the Books of NEEPCO accordingly.

Spares out of Grant in Aid

During the current year, repairs & maintenance has been debited and Stock of Spares has been credited by an amount of ₹26.72 lakhs (Previous year ₹9.26 lakhs) for spares purchased out of Grant-in-aid received from the Central Govt. An equivalent amount has been recognized as income in the statement of Profit & Loss.

Grant from Ministry of Development of North Eastern Region

As per the Investment Approval sanctioned vide the Ministry of Power's letter no.7/7/2009-H-I dated 14th January, 2011, an amount of ₹300.00 crores has been sanctioned by the Ministry of Development of North Eastern Region (MDONER) as a part of the approved funding pattern for the Tuirial Hydro Electric Project, Mizoram. The total amount of ₹300.00 crores are included in Grant in Aid which is subjected to amortisation during normative useful life of the project since its commissioning.

Note No. 27: Revenue from Operations

(₹ In lakh)

Particulars	For the year ended 31-Mar-21	For the year ended 31-Mar-20
Sale of Energy	203936.44	207394.26
Sale of Energy through trading	15776.03	2161.49
Electricity Duty	1564.69	1046.06
Revenue from DSM	2819.97	2971.54
Revenue from RRAS	892.46	488.94
Others ::		
CERC filling fee from the beneficiaries	-	145.41
FERV (Net) from the beneficiaries	1547.99	32.55
NERLDC Fees & Other Charges from the beneficiaries	319.56	738.24
Sale of Electricity (Net)	**226857.14**	**214978.49**
Other operating Revenue ::		
Interest from the beneficiaries	341.56	4.53
Recognition from deferred revenue - Govt. grant	1610.72	1593.26
Net Revenue from Operation	**228809.42**	**216576.28**

a. Sale of Power is accounted for based on tariff approved by the Central Electricity Regulatory Commission (CERC). In case of power stations where final tariff is yet to be approved by CERC, the sale of energy is provided for on the basis of provisional rate considering the Annual Fixed Cost submitted before the CERC through Tariff Petition as per the principles enunciated in the Central Electricity Regulatory Commission (Terms & Conditions of Tariff) Regulations 2019. For projects for which neither CERC approved tariff is available nor petition pending with the CERC, sale of energy is accounted for on the basis of tariff as agreed by the beneficiaries. Revenue from sale of power includes sales delivered to customers but not yet billed, commonly referred to as "Unbilled revenue."

b. Sale of energy includes ₹6903.18 lakhs (previous year ₹3826.51 lakh) being the revenue for the year recognised based on Annual Fixed Cost as per petition submitted to CERC pending issue of orders.

c. Sale includes ₹576.68 lakhs (Previous year ₹Nil) on account of earlier years sales arising out of finalization of tariff in current year.

d. In terms of regulation. 67 of the CERC (Terms and conditions of Tariff) Regulations, 2019, deferred tax liabilities for the period up to 31st March, 2009 whenever they materialise shall be recoverable directly by the generating companies or transmission licensees or from the beneficiaries or long term transmission customers/DICs, as the case may be. Accordingly, current sales includes ₹1319.85 lakhs (Previous year ₹1281.85 lakhs) as deferred tax materialisation.

e. Sale of energy is net of rebate to beneficiaries amounting to ₹848.64 lakh (previous year ₹1401.78 lakhs).

f. DSM and RRAS is accounted upto the period of the financial year 2020-21, as per the weekly statements issued by the NERPC.

g. On commissioning of the Kameng HEP (600 MW) during the current financial year, merchant power (345 MW) generated by the aforesaid plant has been sold/traded through NTPC Vidyut Vyapar Nigam Ltd. (NVVN) under bi-lateral agreement as well as on "Day ahead" and "Real time" markets. Further, NEEPCO has traded available power under "Un-requisitioned surplus (URS)" for its thermal power plants, namely, AGBP and AGTPCC and on imposition of regulation to Meghalaya Energy Corporation Ltd (MeECL), its beneficiary, on "Day ahead" and "Real time" markets.

Note No. 28: Other Income

(₹ In lakh)

Particulars	For the year ended 31-Mar-21	For the year ended 31-Mar-20
Other non-operating income (net of expenses directly attributable to such income)		
Interest on deposit with banks	9.76	39.08
Other Misc Receipts	1459.89	419.03
Liability/Provision written back		
Obsolete spares	-	53.42
Others	81.04	100.80
Delayed Payment Surcharge from the beneficiaries	25093.79	3465.46
Sub Total	**26644.48**	**4077.79**
Other gains and losses		
Gain /(loss) on disposal of PPE	1.73	3.55
	26646.21	**4081.34**
Less : Transferred to Expenditure during construction Note 34 (E)	11.35	50.27
TOTAL	**26634.86**	**4031.07**

(i) Other Misc Receipts includes transit hostel recoveries, interest from contractors, liquidity damage recovered, recoveries of rents from residential/non residential building, interest from employees on loans, other recoveries from contractor/ suppliers, sale of tender paper etc.

(ii) Liability/Provision written back - others consists of excess provision in respect of Audit fees, accounts payable etc.

(iii) Delayed payment surcharge includes ₹10365.52 lakh accounted for during the current financial year based on significant certainity of collectability from MeECL

Note No. 29: Fuel Cost

(₹ In lakh)

Particulars	For the year ended 31-Mar-21	For the year ended 31-Mar-20
Purchase of Gas	43645.89	63787.18
Transportation charges for Gas	5808.19	5214.07
TOTAL	**49454.08**	**69001.25**

Note No. 30: Employees Remuneration and Benefit Expenses

(₹ In lakh)

Particulars	For the year ended 31-Mar-21	For the year ended 31-Mar-20
Salary & Wages	38143.62	36608.63
Contribution to Provident Fund	3351.80	3340.19
Gratuity	1251.40	1223.26
Employees Pension	2324.90	2280.70
Leave Encashment	2603.67	4439.82
Staff welfare expenses	767.11	1187.26
Computer adv to emp. - fair valuation loss	-	0.54
Furniture adv to emp. - fair valuation loss	-	0.32
Total	**48442.50**	**49080.72**

Amount transferred to IEDC - Note 34(A)	5798.21	9855.45
Carried forward to Statement of Profit & Loss	42644.29	39225.27

1. Interest subsidy on House Building Advance is payable to the eligible employees subject to submission of their application duly following the prescribed procedure & acceptance of the same by the competent authority. Accordindingly interest subsidy are recognised in the books of accounts based on actual payment basis as allowed by the appropriate authority.
2. Employees' remuneration and benefits include the following for the Directors including the Chairman & Managing Director.

Particulars	Current year (2020-21) (₹ in lakhs)	Previous year (2019-20) (₹ in lakhs)
Salary and allowances	130.15	150.73
Contribution to Provident Fund and other funds	10.68	17.11
Other benefits	34.86	12.43
Total	175.69	180.27

3. Staff welfare expenses includes employees Post reirement medical benefits, other service welfare benefits (gold coin, interest subsidy on House building loan, lease accomodation etc.)

Note No. 31: Finance Costs

(₹ In lakh)

Particulars	For the year ended 31-Mar-21	For the year ended 31-Mar-20
A.Interest Expenses		
i) Interest on Cash Credit & Working capital demand loan	2892.11	2634.30
ii) Interest on ECB Loan	840.47	1622.73
iii) Interest on Bonds	50164.27	51315.99
iv) Exchange Rate Fluctuation	647.34	1069.44
v) Interest on Kfw Loan	1447.74	1465.26
vi) Interest on Short term Borrowing	2810.68	2934.20
vii) Interest on Loans from G.O.I	291.96	291.96
viii) Interest on Medium & Corporate Term Loan	5740.20	203.73
ix) Interest Expense - Asset under Lease	134.18	133.31
B. Finance Charges		
Guarantee fee on foreign Loan net of EIR	715.88	712.75
C.Other Borrowing Costs	82.97	75.57
Total	65767.80	62459.24
Amount transferred to IEDC - Note 34(B)	14835.19	45149.26
Amount carried forward to Statement of Profit & Loss	50932.61	17309.98

Note No. 32: Depreciation

(₹ In lakh)

Particulars	For the year ended 31-Mar-21	For the year ended 31-Mar-20
PPE Depreciation (Note No - 2)	65482.10	35082.06
Intangible Assets (Note No - 4A)	338.89	132.26
Sub total	65820.99	35214.32
Amount transferred to IEDC - Note 34 (C)	206.46	911.72
Carried forward to Statement of Profit & Loss	65614.53	34302.60

Note No. 33: Other Expenses

(₹ In lakh)

Particulars	For the year ended 31-Mar-21	For the year ended 31-Mar-20
GENERATION EXPENSES		
Repairs & maintenance :		
Roads & buildings	1824.58	1687.56
Power house	10051.41	7505.74
Hydraulic works	998.82	703.24
Line & sub-stations	159.72	185.41
Others	659.37	728.11
Stores & spares (against Grant-in-Aid)	26.72	9.26
Sub Total	**13720.62**	**10819.32**
ADMINISTRATION EXPENSES		
Travelling expenses	162.68	477.85
Advertisement expenses	35.82	39.06
Insurance charges	8474.48	3316.97
Rents	142.69	137.12
Rates & taxes	133.35	168.86
Entertainment expenses	1.96	1.18
Audit fees & expenses	17.95	23.06
Transport expenses	951.75	1132.43
Printing & stationery	47.06	72.34
Postage	3.22	6.86
Medical expenses	999.08	1451.77
Licence & registration	43.47	39.09
Newspaper & periodicals	0.49	2.27
Uniforms & liveries	6.86	11.01
Honorarium	0.50	2.88
Electricity charges	666.47	1301.12
Bank charges	25.17	15.06
Social welfare	988.17	892.86
Consultancy charges	143.88	251.99
Professional Charges	40.54	62.45
Security arrangement	4294.80	4531.87
Training expenses	158.23	85.90
Staff recruitment expenses	41.56	36.56
Hospital facilities	22.45	21.10
Subscription & membership fees	13.92	15.19
Communication expenses	289.45	416.30
Office furnishing	2.00	3.91
Miscellaneous expenses	200.65	233.98
I.B. expenses	324.94	292.43
Laboratory & meter testing charges	2.90	0.27
Environment & Ecology	210.63	110.43
Photographic records	0.06	0.20
Loss of Stock/Advance written off	0.46	0.90
EDP Expenses	388.62	282.12
Loss on sale of fixed Assets	3.77	5.82
Employee Family Economic Rehab Scheme	106.61	44.90
Incidental Expenditure Saubhaghya	0.08	2.36
Assets written off Damaged/un-traceable	1.64	0.30
Compensation	5.00	139.60
Board meeting expenses	8.88	42.09
Publicity expenses	42.92	157.82
Legal charges	119.33	316.59
Filing fees to CERC	90.66	69.89
NERLDC Fees & Charges	347.02	627.47
Research & Development Expenses	-	31.61
Corporate Social Responsibility & SD	1358.55	989.10

RRAS- Expenditure	106.94	811.07
Interest to beneficiary states	-	1200.57
Trading Expenses	1635.94	218.69
Energy Conservation expenses	0.01	0.42
Tender expenses	1.68	14.95
Covid 19 Expenses	71.96	-
Sub Total	**22737.25**	**20110.64**
Other Expenses		
Lubricants, oil etc	85.30	143.68
Electricity Duty	1579.99	1415.56
DSM payable	476.32	2157.34
Transmission Charges	804.19	35.87
Provision for Write off	3303.21	10953.08
Sub Total	**6249.01**	**14705.53**
Total	**42706.88**	**45635.49**
Less : Trasferred to Expenditure during Construction Note No -34 (D)	**4552.08**	**4566.22**
Total (Net)	**38154.80**	**41069.27**

Details in respect of Audit Expenses

(₹ In lakh)

Particulars	For the year ended 31-Mar-21	For the year ended 31-Mar-20
As Auditor		
Audit Fees	10.28	9.77
Limited Review	6.05	8.14
Other expenses	1.62	5.15
Total	**17.95**	**23.06**

Provision for write off

(₹ In lakh)

Particulars	For the year ended 31-Mar-21	For the year ended 31-Mar-20
Assets	430.45	10267.96
Impairment of Investment	2793.00	-
Inventories	-	3.96
Unserviceable capital works	79.76	672.06
Doubtful advance	-	9.10
Total	**3303.21**	10953.08

Note No. 34: Incidental expenditure during construction

(₹ In lakh)

Particulars	Note No.	For the year ended 31-Mar-21	For the year ended 31-Mar-20
A. Employees benefit Expenses			
Salary & Wages		4765.32	7555.41
Contribution to Provident Fund		339.00	536.08
Gratuity		139.52	219.26
Employees Pension		245.44	367.63
Leave Encashment		290.01	1170.35
Staff welfare expenses		18.92	6.72
Total (A)	30	**5798.21**	**9855.45**
B. Interest and Finance expenses capitalized			
Interest on Bonds		12712.80	41937.16
Interest on Short term Borrowing		813.56	3137.93
Interest on Medium & Corporate Term Loan		1274.08	-
Interest Expense - Asset under Lease		4.59	28.24
Other Borrowing Costs		30.16	45.93
Total (B)	31	**14835.19**	**45149.26**

C. Depreciation	32	**206.46**	**911.72**
D. Adminstration & other expenses			
Travelling expenses		24.03	127.82
Rents		5.30	4.75
Rates & taxes		4.74	6.82
Transport expenses		137.91	256.33
Printing & stationery		3.03	11.16
Postage & telegram		0.17	1.09
Medical expenses		72.23	303.11
Licence & registration		2.38	12.11
Paper & periodicals		-	0.14
Uniforms & liveries		0.21	0.37
Honorarium		-	0.08
Electric & water charges		148.45	933.06
Bank charges		0.09	0.45
Social welfare		55.98	19.18
Consultancy charges		5.53	24.08
Security arrangement		150.00	551.48
Hospital facilities		1.23	1.70
Communication expenses		4.37	20.09
Office furnishing		-	0.47
Miscellaneous expenses		13.37	74.44
I.B. expenses		2.72	51.28
I T Expenses		4.50	32.91
Loss on sale of fixed Assets		-	0.02
Repairs & maintenance			
Roads & Building		0.89	65.33
Plant & equipment		2634.81	6.31
Others		23.39	110.04
Environment & Ecology		2.29	-
Filing fees to CERC		3.00	-
Energy Conservation expenses		0.01	0.42
Legal expenses		-	11.30
Insurance charges		1249.58	1924.69
Entertainment expenses		0.19	0.24
Tender expenses		1.68	14.95
Sub total (D)	33	**4552.08**	**4566.22**
Total (A + B + C + D)		25391.94	60482.65
E. Less : Non-operating receipts			
Interest from advances		1.45	11.36
Hire charges		0.11	0.75
Transit hostel recoveries		0.38	13.48
Recovery of Rent		0.98	15.38
Miscelleneous Income		8.43	9.30
Total (E)		11.35	50.27
Net Expenditure		**25380.59**	**60432.38**
Expenditure transferred to Capital Work-in-Progress	3	**25380.59**	**60432.38**

Miscelleneous income includes recoveries from contractor, sale of tender paper,amortisation of Computer advance & furniture advance etc.

Note No. 35: Earnings per Share

The following table reflects the income and shares data used in the basic and diluted earnings per share computations.

(₹ In lakh)

	Particulars	For the year ended 31-Mar-21	For the year ended 31-Mar-20
(a)	**Profit after tax & before regulatory Deferral Accounts (₹ in lakhs)**	1289.46	11366.09
(b)	**Profit after tax & after regulatory Deferral Accounts (₹ in lakhs)**	4791.23	19631.15
	Less: Amount to be paid for diluted portion (net of tax)		
	Profit attributable to ordinary shareholders - for Basic EPS	4791.23	19631.15
	Profit attributable to ordinary shareholders - for Diluted EPS	4791.23	19631.15
(c)	Weighted average no. of Ordinary Shares for Basic EPS	3609810400	3609810400
	Weighted average no. of Ordinary Shares for Diluted - EPS	3609810400	3609810400
(d)	Nominal value of Ordinary Shares (₹)	10	10
(e)	Earnings per equity share before regulatory Deferral Accounts :		
	(i) Basic (in ₹) (Not Annualised)	0.04	0.31
	(ii) Diluted (in ₹)	0.04	0.31
(f)	Earnings per equity share after regulatory Deferral Accounts :		
	(i) Basic (in ₹) (Not Annualised)	0.13	0.54
	(ii) Diluted (in ₹)	0.13	0.54

Note No. 36: Contingent liabilities and commitments (to the extent not provided for)

(₹ In lakh)

Particulars	As at	
	31-Mar-21	31-Mar-20
Contingent liabilities		
Claims against the Company not acknowledged as debt in respect of:		
- Capital Works	156610.00	153671.00
- Land compensation cases	2738.00	4818.00
- Disputed Income tax demand	46889.39	44506.69
- Others	3.49	22.48
Total	206240.88	203018.17
Commitments		
Estimated amount of contracts remaining to be executed on capital contracts and not provided for (net of advances and deposits)		
Property, Plant & Equipment	32640.30	22394.77

(i) Claims against the company not acknowledged as debts as on March 31, 2021 include demand from the Income tax authorities for payment of tax of ₹46889.39 lakhs upon completion of their tax assessment for the A.Y. 2012-13 amounting to ₹3821.34 lakhs, A.Y. 2013-14 amounting to ₹2142.98 lakhs, A.Y. 2014-15 amounting to ₹10872.61 lakhs, A.Y. 2015-16 amounting to ₹11381.61 lakh, A.Y. 2016-17 amounting to ₹9112.52 lakh, **A.Y. 2018-19** amounting to ₹2891.40 lakh, Cases pending before High Court, Meghalaya amounting to ₹6659.73 lakh and demand from Customs, Excise and Service Tax Appellate Tribunal (CESTAT) for payment of ₹7.20 lakhs in respect of Service Tax.

(ii) There are few cases pending before the Arbitration Tribunal/ Courts, for which amount of claims are yet to be acsertained.

(iii) The company is contesting the demand and the management including its tax advisors believes that its position will likely be upheld in the appellate process.The management believes that the ultimate outcome of these proceedings will not have a material adverse effect on the Company's financial position and results of operations.

(iv) The Company is subject to legal proceedings and claims, which have arisen in the ordinary course of business. The Company's management does not reasonably expect that these legal actions, when ultimately concluded and determined, will have a material and adverse effect on the Company's results of operations or financial condition.

North Eastern Electric Power Corporation New Delhi NEEPCO

Note No. 37: Movement in Regulatory Deferral Accounts Balances

Nature of Rate Regulated Activities

The company is primarily engaged in the business of generation and sale of electricity. The tariff based on which the Company bill to its beneficiaries for electricity sold to them is determined by the Central Electricity Regulatory Commission (CERC) in compliance to the CERC (Terms and Conditions of Tariff) Regulations, as applicable from time to time. The said regulations allow the Company to recover its costs for providing the goods or services plus a fair return.

Recognition and measurement

- During determination of Annual Fixed Cost (AFC) of the Tuirial Hydro Electric Project (TrHEP) of North Eastern Electric Power Corporation Ltd (NEEPCO) for the period of 30.10.2017 to 31.03.2019 by the Central Electricity Regulatory Commission (CERC), order for which issued on 09.10.2018, the Hon'ble Commission has allowed depreciation @2% based on the petition submitted by NEEPCO for the said purposes in line with the decision of the Public Investment Board (PIB) of the Govt. of India during meeting dated 04.06.2010 held for considering RCE of the project (TrHEP).
- The rates and methodology as per the CERC tariff regulations based on which depreciation for TrHEP has been calculated and charged to the Statement of Profit & Loss of NEEPCO for the period under consideration vary from that allowed to recover through tariff as per the CERC order. Due to higher rate of depreciation as per the CERC regulations, depreciation charged to the Statement of Profit & loss Account for the first 12 (twelve) years of operation TrHEP since its Date of Commercial Operation (COD) will be more than that of the depreciation recoverable through tariff, which will be reversed in future periods during remaining period of normative life of the generating station. Accordingly, the lower depreciation realized as "Revenue" for the generating station during the earlier period of its operation will be recovered/adjusted during later period.
- In view of above, the difference of depreciation to the extent recoverable/adjustable in future period has been recognized on an undiscounted basis as "Regulatory deferral account debit/credit balances" by credit/debit to the "Movement of Regulatory Deferral Account Balances"
- "Regulatory deferral account debit balances" recognized on account of the above during the period ended 31.03.2021 is as follows:

Particulars	Amount (₹ in lakhs)
Depreciation as per CERC Schedule of rates	6897.95
Depreciation @2% as allowed by CERC vide the tariff order dated 09.10.2018	2778.44
Difference (Recognized as "Regulatory Deferral balances")	**4119.51**

Regulatory Deferral Account balances in respect of Employees benefits expenses for Gratuity:

Ministry of Labour and Employment vide their Gazette notification dated the 29th March 2018 has notified the Payment of Gratuity (Amendment) Act, 2018 (12 of 2018) and thus has increased the limit of gratuity upto ₹ 20 (Twenty) lakh from the existing ₹ 10 (Ten) lakh.

Regulation 8 (3) of the CERC (Terms and conditions of Tariff) Regulations 2014 provides that "The Commission shall carry out truing up of tariff of generating station based on the performance of following Uncontrollable Parameters:

i) Force Majeure;
ii) Change in Law; and
iii) Primary Fuel Cost.

The increase in gratuity expenses due to enhancement of limit upto ₹20.00 lakh as per the Payment of Gratuity (Amendment) Act, 2018 falls under the category of "Change in law",

Accordingly, an amount of ₹4793.47 lakh to the extent expected as recoverable from the beneficiaries in subsequent period as per CERC Tariff Regulations have been recognized as "Regulatory Deferral Account Balances" as on 31.03.2021 in books of NEEPCO. No movement on the aforesaid balances have occured during the year ended 31.03.2021.

Regulatory Deferral Accounts Balances in respect of deferred adjustment on Deferred Tax Liabilities for projects under operation:

NEEPCO has long term Power Purchase Agreement (PPA) with the States of the North Eastern Region (referred to as the Beneficiaries') for selling electricity generated from its generating stations in operations. Tariff for generating stations of NEEPCO are determined by the Central Electricity Regulatory Commission (CERC) in compliance to their notified tariff regulations issued from time to time. As per the CERC Tariff Regulations 2014, ROE is grossed up with effective tax rate as

applicable for the respective financial year. Accordingly, deferred tax accrued during the year on income generated from sale of electricity and further adjustable/reversal in future periods when the related deferred tax liability will form a part of current tax & recoverable from the beneficiaries has been accounted as "Deferred tax adjustment against deferred tax liability", which has been recognized as "Regulatory income" and presented as a movement in "Regulatory Deferral Accounts Balance" as a separate line item in compliance to the relevant provisions of Ind AS 114.

Regulatory Deferral Account balances due to reclassification of deferred tax recoverable from beneficiaries

As per Regulation 67 of the CERC (Terms and Conditions of Tariff Regulations) 2019, Deferred tax liabilities for the period upto 31st March, 2009 whenever they materialise shall be recoverable directly by the generating companies or transmission licensees from the then beneficiaries or long term customers, as the case may be. Till 31st March, 2019 the deferred tax recoverable from beneficiaries in future years was presented as an adjustment to deferred tax liability and was not recognised as "Regulatory Deferral Accounts balances". The same has been reviewed during the FY 2019-20 in line with Ind AS 114 and has been reclassified as Regulatory Deferral Account balance. The regulated assets (+)/liability (-) recognized in the books to be recovered from or payable to beneficiaries in future periods are as follows:

(₹ In lakh)

Sl. No.	Particulars	Regulatory Deferral Account Balances
A	Opening balance as on 01.04.2020	41254.63
B	Addition during the year (assets (+)/ liability (-)	-
C	Amount collected (-)/refunded (+) during the year	(1319.85)
D	Regulatory income/(expense) recognized in the Statement of Profit and Loss (B-C)	(1319.85)
E	Closing balance as on 31.03.2021 (A+D)	39934.78

Regulatory Deferral Account balances in respect of exchange differences on Foreign Currency Monetary Items

Para 28 of the Ind AS 21-"The Effects of Changes in Foreign Exchange Rates" provides that exchange differences arising on the settlement of monetary items or on translating monetary items at rates different from those at which they were translated on initial recognition during the period or in previous financial statements shall be recognised in profit or loss in the period in which they arise. Further, para D13 AA of the Ind AS 101 – "First-time Adoption of Indian Accounting Standards" provides for a first-time adopter may continue the policy adopted for accounting for exchange differences arising from translation of long-term foreign currency monetary items recognised in the financial statements for the period ending immediately before the beginning of the first Ind AS financial reporting period as per the previous GAAP. Accordingly, for periods beginning on or after 01.04.2016, all exchange differences arising on translation/ settlement of monetary items other than exchange difference on borrowings to the extent treated as an adjustment to interest cost during construction period are to be charged to the Statement of Profit and Loss. Regulation 69 of of the CERC (Terms and Conditions of Tariff) regulations provides that every generating company and the transmission licensee shall recover the foreign exchange rate variation on year-to-year basis as income or expense in the period in which it arises.

In view of the above, exchange differences arising from settlement/translation of monetary items denominated in foreign currency to the extent recoverable from Or payable to the beneficiaries in subsequent period as per the relevant CERC Tariff regulations are recognized on an undiscounted basis as "Regulatory deferral accounts debit/credit balances" and adjusted from the year in which the same becomes recoverable from or payable to the beneficiaries.

The regulated assets (+)/liability (-) recognized in the books to be recovered from or payable to beneficiaries in future periods are as follows:

(₹ In lakh)

Sl. No.	Particulars	Regulatory Deferral Account Balances
A	Opening balance as on 01.04.2020	914.32
B	Addition during the year (assets (+)/ liability (-)	647.34
C	Amount collected (-)/refunded (+) during the year	101.75
D	Regulatory income/(expense) recognized in the Statement of Profit and Loss (B-C)	545.59
E	Closing balance as on 31.03.2021 (A+D)	**1459.91**

a) **Regulatory deferral accounts debit balance - Note 15 recognized :**

The regulatory assets recognized in the books to be recovered from the beneficiaries in future periods are as follows:

(₹ In lakh)

Particulars	As at 31st March 2021	As at 31st March 2020
A. Opening Balance	79861.53	69229.44
B. Movements during the year due to (i) Turial Depreciation ₹4119.51 lakhs (ii) Deferred Tax Adjustment against Deferred Tax Liability ₹1177.30 lakhs (iii) Deferred Tax Recoverable ₹(1319.85) Lakhs (iv) Exchange difference ₹545.59 lakhs	4522.55	10632.09
C. Amount Collected / refunded during the year	-	-
D. Regulatory Deferral Account Balances recognized in the Statement of Profit & Loss (B-C)	4522.55	10632.09
E. Closing Balance (A+D)	**84384.08**	**79861.53**
Net movements in regulatory deferral account balances (I)	**4522.55**	**10632.09**
Tax on net movements in regulatory deferral account balances (II)	**1020.78**	**2367.03**
Total amount recognised in the statement of profit & loss during the year (I - II)	**3501.77**	**8265.06**

Rate of return/Discounting rate considered for recognition of Regulatory Deferral Account Balance is "Zero" Risk/uncertainty associated with future recovery of Regulatory Deferral Account Balances

- **Demand risk:** Recovery of regulatory deferral balances are subjected to billing to its beneficiaries and accordingly associated with related normal risks, such as, attitude of the customers towards settlement of their dues, availability of alternate source of supply etc.
- **Regulatory risk:** On account of Changes, if any, in Regulations and submission or approval of a rate setting application or the entity's assessment on the expected future regulatory actions.

Period over which expected to recover

i. **Employees benefit expenses:** The Company expects to recover the carrying amount of regulatory deferral debit account balances over a period of 2(two) years.

ii. **Others**: The Company is expected to recover/adjust the carrying amount of the regulatory deferral account balances over the period of normative useful life of the projects/generating stations.

Note No. 38: Additional disclosures

I. Disclosure on Kopili HEP (50X4 MW):

(i) **Penstock I -** feeding 02 (two) units (50 MW each) of Kopili Hydro Power Station, Umrongso, Assam of the Company got ruptured on 07.10.2019 following a Load through off and tripping of Unit -I (50 MW). 03 (three) other units were in full load during the mishap. Rupture happend at three locations of Penstock including at location immediately downstream of Valve House. Penstock protection valve closing mechanism was damaged in the incident and therefore, the Valve could not be closed to isolate the Penstock, consequently thereafter, the Power House was flooded upto EOT Crane beam level within a very short period. At present, Kopili (4 X 50 MW) system in in shutdown condition. The value of damaged assets assessed & recognised in books till 31.03.2021 amounts to ₹10366.72 lakhs (Gross value ₹20670.50 lakhs & Accumulated depreciation ₹10303.78 lakhs), for which provision for an equivalent amount has been provided in books.

(ii) The Corporation has lodged initial claim to the underwriter for an amount of ₹250.00 crore. Further action on this matter in under process with the underwriter.

II. Segment Reporting

NEEPCO is in the business of only one product, i.e., generation and selling of electricity. All the projects of NEEPCO are located with the North East Region, i.e., within the same geographical location. NEEPCO has no reportable segment and accordingly, Ind AS 108 – Operating Segment to disclose information about segments is not applicable.

III. During the year ended 31.03.2021, four units (each of installed capacity 150 MW) of Kameng Hydro Power Plant has been commissioned. Date of commercial operation of Unit # 1, Unit # 2, Unit # 3 and Unit # 4 of the said generating plant are 17th June 2020, 1st July 2020, 22nd January 2021 and 12th February 2021 respectively.

IV. Disclosure as per Ind AS 116 'Leases'

(A) Transition to Ind AS 116

The Company has applied the following practical expedients on initial application of Ind AS 116:

(i) Applied a single discount rate to a portfolio of leases of similar assets in similar economic environment with a similar end date.

(ii) Applied the exemption not to recognize right-of-use assets and liabilities for leases with less than 12 months of lease term on the date of initial application.

(iii) Excluded the initial direct costs, if any, from the measurement of the right-of-use asset at the date of initial application.

On transition to Ind AS 116, the weighted average incremental borrowing rate applied to lease liabilities recognised under Ind AS 116 is 8.69%. For agreements relating to the FY 2020-21 the weighted average incremental borrowing rate is taken as 7.55%.

(B) Company as Lessee

(i) The Company's significant leasing arrangements are in respect of the following assets:

(a) Premises for guest houses/ transit camps which are not non-cancellable and are usually renewable on mutually agreeable terms.

(b) The Company has taken electrical vehicles on operating lease for a period of five years, which can be further extended at mutually agreed terms. Lease rentals are subject to escalation of 10% per annum.

(c) The Company has taken certain vehicles (other than electrical) on lease for periods more than 12 months.

(ii) The following are the carrying amounts of lease liabilities recognised and the movements during the period:

(₹ In lakh)

Particulars	For the Year ended 31st March 2021	For the Year ended 31st March 2020
Opening Balance	978.75	-
- Additions in lease liabilities	425.48	1537.21
- Interest cost during the year	134.18	133.31
- Payment of lease liabilities	747.96	691.77
Closing Balance	**790.45**	**978.75**
Current	**522.66**	**592.10**
Non Current	**268.06**	**386.65**

(iii) The following are the carrying amounts of "Right to use Leased Assets" as on 31.03.2021:

(₹ In lakh)

Particulars	For the Year ended 31st March 2021	For the Year ended 31st March 2020
Opening Balance	934.67	-
- Additions in lease liabilities	425.48	1537.21
- Amortization during the period	633.85	602.54
Closing Balance	726.30	934.67

(iv) The following are the amounts recognised in profit or loss:

(₹ In lakh)

Particulars	For the Year ended 31st March 2021	For the Year ended 31st March 2020
Depreciation expense for right-of-use assets	633.85	602.54
Interest expense on lease liabilities	134.18	133.31
Expense relating to short-term leases	-	-

(v) Details of Contractual Maturities of Lease Liabilities are:

(₹ In lakh)

Particulars	As at 31st March 2021	As at 31st March 2020
Less than one year	522.66	592.10
Between one and two years	194.48	286.72
Between two and three years	52.83	70.94
Between three and four years	14.96	13.07
Between four and five years	5.52	10.41
More than five years	-	5.52
Total	**790.45**	**978.75**

V. COVID-19 disclosure

I. The Company is in the business of generation and sale of electricity which is an essential service as emphasized by the Ministry of Power (MoP), Govt. of India. Due to outbreak of COVID-19, the Company has ensured availability of its power plants to generate electricity and has continued to supply electricity during the period of lockdown. In line with the directions of MoP dated 15th & 16th May 2020 issued in accordance with the announcement of Govt. of India under the Atmanirbhar Bharat special Economic and Compensation package, to allow a rebate between 20% - 25% on the capacity charge during the lockdown period subject to approval of the Board of Directors, an amount of ₹4076.02 lakh has been approved by the Board, to be allowed during the financial year 2020-21, subject to fulfiling conditions stipulated. During the year ended 31st March 2021, the Company has accounted for a rebate of ₹4076.02 lakh in respect of beneficiaries fulfilling conditions approved by the Board and the same has been disclosed as exceptional items.

Further, Central Electricity Regulatory Commission (CERC) issued an order dated 3rd April 2020 wherein it was directed that "Late Payment Surcharge (LPS)" shall apply at a reduce rate of 12% p.a. instead of its normal rate of 18% p.a. on payments becoming overdue during the period from 24th March 2020 to 30thJune 2020 to contain the impact of COVID-19. Further, under the Atmanirbhar Bharat package, the Company has deferred the capacity charges to DISCOMs for the lockdown period for the power not scheduled to be payable without interest after the lockdown period in three equal monthly installments. The impact on profit for the year due to reduction in LPS rate and deferment of capacity charges is not materials. The Company expects to fully recover the carrying amount of the assets including receivables, other financial and non-financial assets. The Company believes that the impact due to outbreak of COVID-19 is likely to be short -term in nature and does not anticipate any medium to long term risks in the Company's ability to continue as a going concern and meeting its liabilities as & when they fall due. The Company will continue to monitor any material changes to future conditions, considering the uncertainiity involved there-in.

VI. Disclosure on Vivad Se Vishwas Scheme:

The Govt. of India vide notification no. S.O. 1129 (E) dated 18.03.2020 notified "Direct Tax Vivad Se Vishwas Rules, 2020" and deadline for filing declaration under the said scheme (VsVs) extended till 31.03.2021. During the FY 2020-21, the Company has settled the following pending Income Tax disputes by opting for the VsVs Scheme.

(₹ In lakh)

FY	AY	Forum	(Payable)/ Receivable under VsVs Scheme	Balance under "Advance tax refundable" as on 31.03.2020	Inpact in the Statement of P&L A/c for the year ended 31.03.2021 (Dr)/ Cr
2008-09	2009-10	Commissioner (Appeals)	4.87	7.75	(2.89)
2009-10	2010-11	ITAT, Guwahati	(124.46)	116.66	(241.13)
2010-11	2011-12		3.13	414.29	(411.16)
2011-12	2012-13	High Court of Meghalaya	153.60	71.99	81.61
2012-13	2013-14		19.08	49.97	(30.89)
TOTAL			56.20	660.66	(604.46)

Accordingly, the Company has included net impact of the scheme during the FY 2020-21 amouting to ₹604.46 lakh in the Statement of Profit and Loss Account as Current Tax relating to the Previous Years under Vivas Se Vishwas Scheme.

VII. Note on Re-statement of Financial Statements:

During the Financial Year 2020-21, NEEPCO Ltd (the Company) has restated/modified its Financial Statements for the FY 2019-20 retrospectively in Compliance to "Ind AS 8 – Accounting Policies, Changes in Accounting Estimates & Errors". The said restatement/modification was carried out on account of changes in Accounting Policy on "Revenue from operations - Revenue from sale of power" as follows:

"Sale of Power is accounted for based on tariff approved by the Central Electricity Regulatory Commission (CERC). In case of power stations where final tariff is yet to be approved by CERC, the sale of energy is provided for on the basis of provisional rate considering the Annual Fixed Cost submitted before the CERC through Tariff Petition as per the principles enunciated in the Central Electricity Regulatory Commission (Terms & Conditions of Tariff) Regulations 2019. For projects for which neither CERC approved tariff is available nor petition pending with the CERC, sale of energy is accounted for on the basis of tariff as agreed by the beneficiaries."

Accordingly, the Company has presented a third balance sheet at the beginning of the preceding period (i.e., as on 01.04.2019) in compliance to "Ind AS 1 - Presentation of Financial statements" for comparative information due to retrospective restatement in addition to the Balance sheet, Statement of Profit and loss, Cash flow and Statement of Changes in Equity and related notes for the year ended 31.03.2020 and 31.03.2021.

Impact of the aforesaid modification in policy are as follows:

i. **As on 01.04.2019**

No impact

ii. **FY 2019-20**

Revenue from operation and Total income increased by ₹3826.51 lakh

Current Tax liability increased by ₹668.57 lakh

Net worth increased by ₹3157.94 lakh

Note No. 39: Capital Management

The Company's capital management is intended to create value for shareholders by facilitating the meeting of long term and short term goals of the Company.

The Company determines the amount of capital required on the basis of annual business plan, coupled with long term and short term strategic investing plan. The funding requirements are met through equity, convertible and non- convertible debt securities, and other short term and long term borrowings. The Company's policy is aimed at combination of short term and long term borrowings.

The Company monitors the capital structure on the basis of net debt to equity ratio and maturity profile of the overall debt portfolio of the Company.

Note No. 40: Disclosure on Financial Instruments

This section gives an overview of the significance of financial instruments for the Company and provides additional information on balance sheet items that contain financial instruments.

The details of significant accounting policies, including the criteria for recognition, the basis of measurement and the basis on which income and expenses are recognized, in respect of each class of financial asset, financial liability and equity instrument are disclosed in note no.1 to the financial statements.

Financial assets and liabilities

The following table presents the carrying amount and fair value of each category of financial assets & liabilities as at March 31, 2021 & March 31, 2020.

(₹ In lakh)

As at March 31, 2021	Fair value through statement of profit & loss	Fair value through OCI	Derivative instruments in hedging relationship	Derivative instruments not in hedging relationship	Amortised Cost	Total Carrying Value	Total Fair Value
Financial assets							
Cash and bank balances					218.13	218.13	218.13
Trade receivables					57710.73	57710.73	57710.73
Loans					28.30	28.30	28.30
Other financial assets					38045.65	38045.65	38045.65
Total					96002.81	96002.81	96002.81
Financial liabilities							
Trade and other payables					8583.31	8583.31	8583.31
Borrowings					799160.41	799160.41	799160.41
Other financial liabilities					22951.77	22951.77	22951.77
Total					830695.49	830695.49	830695.49

(₹ In lakh)

As at March 31, 2020	Fair value through statement of profit & loss	Fair value through OCI	Derivative instruments in hedging relationship	Derivative instruments not in hedging relationship	Amortised Cost	Total Carrying Value	Total Fair Value
Financial assets							
Cash and bank balances					505.39	505.39	505.39
Trade receivables					66226.10	66226.10	66226.10
Loans					58.69	58.69	58.69
Other financial assets					29000.29	29000.29	29000.29
Total					95790.47	95790.47	95790.47
Financial liabilities							
Trade and other payables					9690.70	9690.70	9690.70
Borrowings					810593.15	810593.15	810593.15
Other financial liabilities					23446.74	23446.74	23446.74
Total					843730.59	843730.59	843730.59

The following table provides an analysis of financial instruments that are measured subsequent to initial recognition at fair value, grouped into Level 1 to Level 3, as described below:

Quoted prices in an active market (Level 1): This level of hierarchy includes financial assets that are measured by reference to quoted prices (unadjusted) in active markets for identical assets or liabilities. This category consists of investment in quoted equity shares, quoted corporate debt instruments and mutual fund investments.

Valuation techniques with observable inputs (Level 2): This level of hierarchy includes financial assets and liabilities, measured using inputs other than quoted prices included within Level 1 that are observable for the asset or liability, either directly (i.e., as prices) or indirectly (i.e., derived from prices). This level of hierarchy includes Company's over-the-counter (OTC) derivative contracts.

Valuation techniques with significant unobservable inputs (Level 3): This level of hierarchy includes financial assets and liabilities measured using inputs that are not based on observable market data (unobservable inputs). Fair values are determined in whole or in part, using a valuation model based on assumptions that are neither supported by prices from observable current market transactions in the same instrument nor are they based on available market data. The main items in this category are investment in unquoted equity shares, measured at fair value.

(₹ In lakh)

Particulars	As at March 31, 2021			
	Level 1	Level 2	Level 3	Total
Financial assets measured at fair value				
(i) Trade receivables	57710.73	-	-	57710.73
(ii) Cash and Cash equivalents	218.13	-	-	218.13
(iii) Loans	28.30	-	-	28.30
(iv) Others	38045.65	-	-	38045.65
Total financial assets measured at fair value	**96002.81**	-	-	**96002.81**
Financial liabilities measured at fair value				
(i) Borrowings	799160.41	-	-	799160.41
(ii) Trade & Other payables	8583.31	-	-	8583.31
(iii) Other financial liabilities	22951.77	-	-	22951.77
Total financial liabilities measured at fair value	**830695.49**			**830695.49**

(₹ In lakh)

Particulars	As at March 31, 2020			
	Level 1	Level 2	Level 3	Total
Financial assets measured at fair value				
(i) Trade receivables	66226.10	-	-	66226.10
(ii) Cash and Cash equivalents	505.39	-	-	505.39
(iii) Loans	58.69	-	-	58.69
(iv) Others	29000.29	-	-	29000.29
Total financial assets measured at fair value	**95790.47**	-	-	**95790.47**
Financial liabilities measured at fair value				
(i) Borrowings	810593.15	-	-	810593.15
(ii) Trade & Other payables	9690.70	-	-	9690.70
(iii) Other financial liabilities	23446.74	-	-	23446.74
Total financial liabilities measured at fair value	**843730.59**			**843730.59**

The short-term financial assets and liabilities are stated at amortized cost which is approximately equal to their fair value.

The fair value in respect of the unquoted equity investments cannot be reliably measured.

Management uses its best judgment in estimating the fair value of its financial instruments. However, there are inherent limitations in any estimation technique. Therefore, for substantially all financial instruments, the fair value estimates presented above are not necessarily indicative of all the amounts that the Company could have realized or paid in sale transactions as of respective dates. As such, the fair value of the financial instruments subsequent to the respective reporting dates may be different from the amounts reported at each year end

There have been no transfers between Level 1 and Level 2 for the years ended March 31, 2021 and March 31, 2020.

Transfer of financial assets

There have been no transfers of financial assets during the 2020-21.

Financial risk management

In the course of its business, the Company is exposed primarily to interest rates, liquidity and credit risk, which may adversely impact the fair value of its financial instruments.

The Company has a risk management policy which covers the risks associated with the financial assets and liabilities such as interest rate risks and credit risks. The risk management policy is approved by the Board of Directors. The risk management framework aims to:

Create a stable business planning environment by reducing the impact of currency and interest rate fluctuations on the Company's business plan.

Achieve greater predictability to earnings by determining the financial value of the expected earnings in advance.

Market Risk : - Market risk is the risk of any loss in future earnings, in realizable fair values or in future cash flows that may result from a change in the price of a financial instrument. The value of a financial instrument may change as a result of changes in the interest rates, foreign currency exchange rates, equity price fluctuations, liquidity and other market changes. Future specific market movements cannot be normally predicted with reasonable accuracy.

Credit Risk :- Credit risk is the risk of financial loss arising from counterparty failure to repay or service debt according to the contractual terms or obligations. Credit risk encompasses both the direct risk of default and the risk of deterioration of creditworthiness as well as concentration risks.

Liquidity Risk: Liquidity risk refers to the risk that the Company cannot meet its financial obligations. The objective of liquidity risk management is to maintain sufficient liquidity and ensure that funds are available for use as per requirements.

The following table shows a maturity analysis of the anticipated cash flows including interest payable for the Company's non derivative financial liabilities on an undiscounted basis, which therefore differ from both carrying value and fair value.

(₹ In lakh)

Particulars	As at March 31, 2021				
	Carrying amount	Contractual cash flows	Less than 1 year	Between 1 - 5 years	More than 5 years
Non- derivative financial liabilities					
Borrowings	799160.41	799160.41	96203.14	385803.57	273426.63
Trade payables	8583.31	8583.31	8583.31	-	-
Other financial liabilities	22951.77	22951.77	22429.11	522.66	-
Total non- derivative financial liabilities	830695.49	830695.49	127215.56	386326.23	273426.63
Derivative financial liabilities					

(₹ In lakh)

Particulars	As at March 31, 2020				
	Carrying amount	Contractual cash flows	Less than 1 year	Between 1 - 5 years	More than 5 years
Non- derivative financial liabilities					
Borrowings	810593.15	810593.15	148650.81	320327.48	253836.39
Trade payables	9690.70	9690.70	9690.70	-	-
Other financial liabilities	23446.74	23446.74	22854.64	592.10	-
Total non- derivative financial liabilities	820283.85	820283.85	158341.51	320327.48	253836.39
Derivative financial liabilities					

The cost of unquoted investments approximate the fair value because there is a wide range possible fair value measurements and the cost represents estimate of fair value within that range.

Note No. 41: Related party disclosures

The required information with respect to Related Party Disclosure as per Ind AS-24 is given as under:

A. Joint Ventures :

KSK Dibbin Hydro Power Private Limited, 8-2-293/82/A/431/A, Road No.22, Jubilee Hills, Hyderabad – 500 033, India

B. Whole time Directors :

1. Sri V K Singh	Chairman & Managing Director
2. Sri Anil Kumar	Director (Personnel) holding additional charge of D(F) w.e.f 2.4.2020
3. Sri Hemanta Kumar Deka	Director (Technical) w.e.f. 6.7.2020

a) Parent entities

Government of India holds 100% ownership interest in NEEPCO Ltd till 26th March 2020. However, acquisition of entire equity stake of Government of India in NEEPCO Ltd by NTPC ltd completed on 27th March 2020 through share transfer in persuant to share purchase agreement dt. 25th March 2020 between Government of india & NTPC ltd. NTPC ltd holds 100% ownership interest in NEEPCO ltd including & as on 31st March 2021.

(₹ In lakh)

Particulars	31-Mar-21	31-Mar-20
Sales and purchase of goods and services		
sale of goods to associates	-	-
purchase of raw materials	-	-
Other transactions		
Dividend paid to Ministry of Power, Govt of India	-	3900.00
Paid to NTPC Ltd towards dividend	2500.00	-
Paid to NVVN Ltd towards trading margin	907.33	-
Paid to PTC Ltd towards power exchange registration	8.26	-
Paid to NTPC Ltd towards consultancy	-	81.58

b) Key management personnel compensation

(₹ In lakh)

Particulars	31-Mar-21	31-Mar-20
Salary and allowances	202.46	140.78
Contribution to Provident Fund and other funds	16.08	16.00
Other benefits	41.73	9.16
Total	**260.27**	**165.94**

c) Terms and conditions

The advances to key management personnel are generally for periods which varies from 12 months to 60 months depending on the nature of advance, repayble in monthly instalments. No goods were sold to associates during the year based. All other transactions were made on normal commercial terms and conditions .

All outstanding balances are unsecured and are repayble in cash

d) Apart from the above there were no other related party transaction during the FY 2020-21.

Note No. 42: Operating Segment

a. Electricity generation is the principal activity of the Corporation. Other operation like interest income does not form a reportable segment as per the Accounting Standard 108.

b. The Corporation has power projects located within the country and therefore geographical segments are inapplicable.

Note No 43: Financial Risk Management

(i) Exposure to Credit Risk

The carrying amount of financial assets represents the maximum credit exposure. The maximum exposure to credit risk at the reporting date was :

(₹ In lakh)

Particulars	As at 31st March 2021	As at 31st March 2020
Financial assets for which loss allowance is measured using 12 months Expected Credit Losses (ECL)		
Non-current investments		
Non-current loans	28.30	58.69
Other non-current financial assets	-	-
Cash and cash equivalents	46.89	187.24
Bank balances other than cash and cash equivalents	171.24	318.15
Current loans	63.83	114.04
Other current financial assets*	1607.48	1445.45
Total (A)	**1917.74**	**2123.57**
Financial assets for which loss allowance is measured using life-time Expected Credit Losses (ECL) as per simplified approach		
Trade receivables	57710.73	66226.10
Unbilled revenue	36374.34	27440.80
Total (B)	**94085.07**	**93666.90**
Total (A+B)	**96002.81**	**95790.47**

Excluding unbilled revenue (Refer Note 13)

(ii) Provision for expected credit losses

(a) Financial assets for which loss allowance is measured using 12 month expected credit losses

The Company has assets where the counter-parties have sufficient capacity to meet the obligations and where the risk of default is very low. Accordingly, no loss allowance for impairment has been recognised.

(b) Financial assets for which loss allowance is measured using life-time expected credit losses as per simplified approach

The Company has customers (State government utilities) with capacity to meet the obligations and therefore the risk of default is negligible or nil. Further, management believes that the unimpaired amounts that are past due by more than default is negligible or nil. Further, management believes that the unimpaired amounts that are past due by more than 30 days are still collectible in full, based on historical payment behaviour and extensive analysis of customer credit risk. Hence, no impairment loss has been recognised during the reporting periods in respect of trade receivables and unbilled revenue.

(iii) Ageing analysis of trade receivables

The ageing analysis of the trade receivables is as below:

(₹ In lakh)

Ageing	Not due	0 - 30 days past due	31-60 days past due	61-90 days past due	91-120 days past due	More than 120 days past due	Total
Gross carrying amount as on 31st March 2021	25205.92	1850.79	2147.59	2097.57	221.17	26187.69	57710.73
Gross carrying amount as on 31st March 2020	13989.23	3887.79	2667.54	3.48	0.71	45677.35	66226.10

Liquidity Risks

Liquidity risk is the risk that the Company will encounter difficulty in meeting the obligations associated with its financial liabilities that are settled by delivering cash or another financial asset. The Company's approach to managing liquidity is to ensure, as far as possible, that it will always have sufficient liquidity to meet its liabilities when due, under both normal and stressed conditions, without incurring unacceptable losses or risking damage to the Company's reputation.

The Company has an appropriate liquidity risk management framework for the management of short, medium and long term funding and liquidity management requirements. The Company manages liquidity risk by maintaining adequate cash reserves, banking facilities and reserve borrowing facilities by continuously monitoring forecast and actual cash flows and matching the maturity profiles of financial assets and liabilities.

The Company's Treasury department is responsible for managing the short-term and long-term liquidity requirements of the Company. Short-term liquidity situation is reviewed daily by the Treasury department. The Board of directors has established policies to manage liquidity risk and the Company's Treasury department operates in line with such policies. Any breaches of these policies are reported to the Board of Directors. Long-term liquidity position is reviewed on a regular basis by the Board of Directors and appropriate decisions are taken according to the situation.

Typically, the Company ensures that it has sufficient cash on demand to meet expected operational expenses for a month, including the servicing of financial obligations, this excludes the potential impact of extreme circumstances that cannot reasonably be predicted, such as natural disasters.

As part of the CERC Regulations, tariff inter-alia includes recovery of capital cost. The tariff regulations also provide for recovery of energy charges, operations and maintenance expenses and interest on normative working capital requirements. Since billing to the customers are generally on a monthly basis, the Company maintains sufficient liquidity to service financial obligations and to meet its operational requirements.

(i) Financing arrangements

The Company had access to the following undrawn borrowing facilities at the end of the reporting period:

(₹ In lakh)

Particulars	As at 31-03-2021	As at 31-03-2020
Fixed-rate borrowings		
Foreign currency loans	-	-
Floating-rate borrowings		
Cash credit /WCDL	65925.33	42394.62
Term loans	45000.00	10000.00
Foreign currency loans	-	-
Total	**110925.33**	**52394.62**

(ii) Maturities of financial liabilities

The following are the contractual maturities of derivative and non-derivative financial liabilities, based on contractual cash flows:

31st March 2021 *(₹ In lakh)*

Contractual maturities of financial liabilities	Contractual cash flows					
	3 months or less	3-12 months	1-2 years	2-5 years	More than 5 years	Total
Non-derivative financial liabilities						
Secured bonds	2,400.00	67,450.00	65,850.00	2,04,000.00	1,85,000.00	524700.00
Rupee term loans from banks	3125.00	9375.00	17500.00	60000.00	40000.00	130000.00
Rupee term loans from others	-	-	-	-	29196.00	29196.00
Finance lease obligations	-	-	-	-	-	-
Foreign currency loans	1885.00	5653.00	7539.00	5657.00	-	20734.00
Unsecured foreign currency loans from banks and financial institutions	-	-	-	-	-	-
Unsecured foreign currency loans (guaranteed by GOI)	2296.00	4019.00	6315.00	18943.00	19230.00	50803.00
Cash credit /WCDL	44074.67	-	-	-	-	44074.67

31st March 2020

(₹ In lakh)

Contractual maturities of financial liabilities	Contractual cash flows					
	3 months or less	3-12 months	1-2 years	2-5 years	More than 5 years	Total
Non-derivative financial liabilities						
Secured bonds	32400.00	63450.00	69850.00	204850.00	200000.00	570550.00
Rupee term loans from banks	-	40000.00	10000.00	30000.00	-	80000.00
Rupee term loans from others	-	-	-	-	29196.00	29196.00
Finance lease obligations	-	-	-	-	-	-
Foreign currency loans	1933.00	5799.00	7732.00	13532.44	-	28996.44
Unsecured foreign currency loans from banks and financial institutions	-	-	-	-	-	-
Unsecured foreign currency loans (guaranteed by GOI)	2215.00	3045.00	6091.00	18273.00	24639.75	54263.75
Cash credit /WCDL	-	40769.90	-	-	-	40769.90

Market risk

Market risk is the risk that changes in market prices, such as foreign exchange rates and interest rates will affect the Company's income. The objective of market risk management is to manage and control market risk exposures within acceptable parameters, while optimising the return.

The Board of Directors is responsible for setting up of policies and procedures to manage market risks of the Company. All such transactions are carried out within the guidelines set by the risk management committee.

Currency risk

The Company is exposed to foreign currency risk on certain transactions that are denominated in a currency other than entity's functional currency, hence exposure to exchange rate fluctuations arises. The risk is that the functional currency value of cash flows will vary as a result of movements in exchange rates.

The currency profile of financial assets and financial liabilities as at 31 March 2021 and 31 March 2020 are as below :

31st March 2021

(₹ In lakh)

Particulars	USD	Others	Total
Financial Assets			
Trade other receivables	-	-	-
Cash and Cash equivalent	-	-	-
Other Financial Assets	-	-	-
Total	-	-	-
Financial Liabilities			
Secured Foreign Currency loans	20734.21	-	20734.21
Unsecured Foreign Curreny loans from banks & financial institution	50802.71	-	50802.71
Trade payables & other financial liabilities	-	-	-
Total	**71536.92**	-	**71536.92**

31st March 2020

(₹ In lakh)

Particulars	USD	Others	Total
Financial Assets			
Trade other receivables	-	-	-
Cash and Cash equivalent	-	-	-
Other Financial Assets	-	-	-
Total	-	-	-
Financial Liabilities			
Secured Foreign Currency loans	28996.44	-	28996.44
Unsecured Foreign Curreny loans from banks & financial institution	54263.75	-	54263.75
Trade payables & other financial liabilities	-	-	-
Total	**83260.19**	-	**83260.19**

Out of the above, no amount is hedged by derivative instruments. In respect of the balance exposure, gain/(loss) on account of exchange rate variations on all foreign currency loans and foreign currency monetary items (up to COD) is recoverable from beneficiaries. Therefore, currency risk in respect of such exposure would not be very significant.

Sensitivity analysis

Since the impact of strengthening or weakening of INR against USD, Euro, JPY and other currencies on the statement of profit and loss would not be very significant; therefore, sensitivity analysis for currency risk is not disclosed.

Interest Rate risk

The Group is exposed to interest rate risk arising mainly from non-current borrowings with floating interest rates. The Group is exposed to interest rate risk because the cash flows associated with floating rate borrowings will fluctuate with changes in interest rates. The Group manages the interest rate risks by entering into different kinds of loan arrangements with varied terms (e.g. fixed rate loans, floating rate loans, rupee term loans, foreign currency loans, etc.).

At the reporting date the interest rate profile of the Group's interest-bearing financial instruments is as follows:

(₹ In lakh)

Particulars	31st March 2021	31st March 2020
Financial Assets		
Fixed Rate Instruments		
Bank Deposits	171.24	318.15
Total	**171.24**	**318.15**
Financial Liabilities		
Fixed Rate Instruments		
Bonds	531106.40	576732.55
Foreign currency loans	51252.61	54674.17
Rupee term loan	29125.00	29122.66
Lease obligations	790.45	978.75
	612274.46	**661508.13**
Variable-rate instruments		
Foreign currency loans	20747.76	29021.92
Rupee term loan	160753.97	116575.88
Cash Credit	6174.67	4329.38
	187676.40	**149927.18**
Total	**799950.86**	**811435.31**

Fair value sensitivity analysis for fixed-rate instruments

The Company's fixed rate instruments are carried at amortised cost. They are therefore not subject to interest rate risk, since neither the carrying amount nor the future cash flows will fluctuate because of a change in market interest rates.

Cash flow sensitivity analysis for variable-rate instruments

A change of 50 basis points in interest rates at the reporting date would have increased (decreased) profit or loss by the amounts shown below. This analysis assumes that all other variables, in particular foreign currency rates, remain constant. The analysis is performed on the same basis for the previous year.

(₹ In lakh)

Particulars	Profit or loss	
	50 bp increase	50 bp decrease
31-Mar-21		
Foreign currency loans	(403.94)	403.94
Rupee term loans	(3403.69)	3403.69
Cash credit	(19.26)	19.26
Total	**(3826.89)**	**3826.89**
31-Mar-20		
Foreign currency loans	(369.86)	369.86
Rupee term loans	(3156.21)	3156.21
Cash credit	(13.17)	13.17
Total	**(3539.24)**	**3539.24**

Note No. 44: Fair value of financial assets and liabilities measured at amortised cost

(₹ In lakh)

Particulars	Level	As at 31st March 2021		As at 31st March 2020	
		Carrying amount	Fair value	Carrying amount	Fair value
Financial assets					
Loans	3	28.3	28.3	58.69	58.69
Trade receivables	3	57710.73	57710.73	66226.10	66226.10
Cash and cash equivalents	3	46.89	46.89	187.24	187.24
Bank balances other than cash and cash equivalents	3	171.24	171.24	318.15	318.15
Other financial assets	3	38045.65	38045.65	29000.29	29000.29
Financial liabilities					
Bonds	3	531106.40	560747.69	576732.55	606435.58
Foreign currency loans - KFW	3	51252.61	55931.33	54674.17	60588.25
Foreign currency loans - ECB	3	20747.76	20747.76	29021.92	29021.92
Rupee term loans	3	130130.89	130130.89	40136.59	40136.59
Government Subordinate Loan	3	29125.00	8446.15	29122.66	7850.54
Lease obligations	3	790.45	790.45	978.75	978.75
Borrowings - current	3	36797.75	36797.75	80905.26	80905.26
Trade payables and payable for capital expenditure	3	8583.31	8583.31	9690.7	9690.70
Other financial liabilities	3	119154.91	119154.91	132288.68	132288.68

The carrying amounts of current trade receivables, current trade payables, payable for capital expenditure, investment in subsidiary and joint venture companies, cash and cash equivalents and other financial assets and liabilities are considered to be the same as their fair values, due to their short-term nature.

The fair values for loans, borrowings, non-current trade payables and payable for capital expenditure were calculated based on cash flows discounted using a current discount rate. They are classified at respective levels based on availability of quoted prices and inclusion of observable/non observable inputs.

Note No. 45: Disclosure as per Ind AS 115, 'Revenue from Contracts with Customers'

Nature of goods and services

The revenue of the Company comprises of income from energy sales, sale of energy through trading and other services. The following is a description of the principal activities:

(a) Revenue from energy sales

The major revenue of the Company comes from energy sales. The Company sells electricity to bulk customers, mainly electricity utilities owned by State Governments Discoms operating in States. Sale of electricity is generally made pursuant to long-term Power Purchase Agreements (PPAs) entered into with the beneficiaries. Further, the Company sell electrcity through Power Exchanges available with them under "Merchant Power".

Below are the details of nature, timing of satisfaction of performance obligations and significant payment terms under contracts for energy sales:

Product/ Service	Nature, timing of satisfaction of performance obligations and significant payment terms
Energy sales	The Company recognises revenue from contracts for energy sales over time as the customers simultaneously receive and consume the benefits provided by the Company. The tariff for computing revenue from energy sales is determined in terms of CERC Regulations as notified from time to time. Sale of Power is accounted for based on tariff approved by the Central Electricity Regulatory Commission (CERC). In case of power stations where final tariff is yet to be approved by CERC, the sale of energy is provided for on the basis of provisional rate considering the Annual Fixed Cost submitted before the CERC through Tariff Petition as per the principles enunciated in the Central Electricity Regulatory Commission (Terms & Conditions of Tariff) Regulations 2019. For projects for which neither CERC approved tariff is available nor petition pending with the CERC, sale of energy is accounted for on the basis of tariff as agreed by the beneficiaries. The amounts are billed on a monthly basis and are payable within contractually agreed credit period.

(b) Revenue from energy trading, consultancy and other services

Sale of Energy through trading

Below are the details of nature, timing of satisfaction of performance obligations and significant payment terms under contracts for sale of energy through trading:

Product/ Service	Nature, timing of satisfaction of performance obligations and significant payment terms
Sale of energy through trading	The Company recognises revenue from contracts for sale of energy through trading over time as the customers simultaneously receive and consume the benefits provided by the Company. The tariff for computing revenue from sale of energy through trading is determined as per the terms of the agreements. The amounts are billed as per periodicity specified in the Contract and are payable within contractually agreed credit period.

Note No. 46: Corporate Social Responsibility (CSR)

As per Section 135 of the Companies Act, 2013 read with guidelines issued by Department of Public Enterprises, GOI, the Company is required to spend, in every financial year, at least two per cent of the average net profits of the Company made during the three immediately preceding financial years in accordance with its CSR Policy. The details of CSR expenses for the year are as under:

(a) Gross amount required to spent by the Company during the year: **₹1358.55 Lakh**

(b) Amount approved by the Board to be spent during the year : ₹728.18 Lakh

(c) Amount spent during the year:

(₹ In lakh)

Sl No.	Particulars	FY 2020-21 #	FY 2019-20
(i)	Construction/acquisition of any asset	921.70	506.52
(ii)	On purposes other than (i) above	**436.85**	482.58

 # Included "On-going projects" amounting to ₹544.72 lakh

(d)	Details of related party transactions, e.g., contribution to a trust / society / section 8 company controlled by the company in relation to CSR expenditure as per Accounting Standard (AS) 18, Related Party Disclosures	-
(e)	Other details	

In case of Section 135 (5) Unspent amount

(₹ In lakh)

Amount deposited in Specified Fund of Sch. VII within 6 months	Amount required to be spent during the year	Amount spent during the year
-	-	-

In case of Section 135 (5) Excess amount spent

(₹ In lakh)

Amount required to be spent during the year	Amount spent during the year	Closing balance
-	-	-

Detail of ongoing projects along with

In case of Section 135 (6) (Ongoing Project)

(₹ In lakh)

Amount required to be spent during the year	Amount spent during the year		Closing balance	
	From Company's bank A/c	From Separate CSR Unspent A/c	With Company	In Separate CSR Unspent A/c
1358.55	**813.83**	-	-	544.72

(f) Break-up of the CSR expenses under major heads is as under:

(₹ In lakh)

Particulars	FY 2020-21	FY 2019-20
1. Eradicating Hunger and Poverty, Health Care and Sanitation	876.81	512.10
2. Education and Skill Development	250.57	360.00
3. Sports	1.02	-
4. Rural Development	**230.15**	117.00
Total	**1358.55**	989.10

Note No. 47: Disclosure as per Ind AS 1 'Presentation of financial statement'

a) Changes in Accounting Policies:

During the year, following changes to the accounting policies have been made:

i. Modification in Accounting Policy on "Revenue from operations - Revenue from Sale of Power", resulting in restatements of the Financial Statements for FY 2019-20 and has been disclosed under Note no. 38 (VII). Further, impact of the said modification on revenue from operation during the current financial year is to the tune of ₹6903.18 lakhs.

ii. Certain other changes have also been made in the policies nos. 1.6, 4 (x), 6.3, 11.2, 17.1 (a) (i), 17.1 (a) (iii), 17.1 (a) (v), 17.1 (a) (vi) 17.2 (iv), 18 and D (c) for improved disclosures. There is no impact on the financial statements due to these changes. However, the policy numbers have been rearranged in the current year as required.

(b) Reclassifications and comparative figures

Certain reclassifications have been made to the comparative period's financial statements to enhance comparability with the current year's financial statements.

As a result, certain line items have been reclassified in the balance sheet and statement of cash flows, the details of which are as under:

Items of balance sheet before and after reclassification as at 31st March 2020

(₹ In lakh)

Sl. No.	Particulars	Amount before reclassification	Reclassification	Amount after reclassification	Remarks	Reason for reclassification
	Assets					
1	Property Plant and equipment - Buildings (Note 2)	15489.33	69257.11	84746.44	Main Plant Buildings reclassified under "Buildings"	Groping/ reclassification made for aligning F. S. with NTPC, the holding company
2	Property Plant and equipment (Note 2)	573219.41	(69257.11)	503962.30		
3	Other non- current assets (Note 8)	18666.80	4130.76	22797.56	Grouped "Current tax assets (net) incl tax on OCI" ₹1618.55 lakh, "Interest accrued on deposits & loans" ₹460.87 lakh and "Deferred foreign currency fluctuation asset" ₹2051.34 lakh .	
4	Financial assets - Current - Others (Note 13)	27685.99	(2512.21)	25173.78	Grouped "Deferred foreign currency fluctuation asset" ₹2051.34 lakh and"Interest accrued on deposits & loans" ₹460.87 lakh under "Other Non current assets".	
5	Current tax assets (Net)	2230.49	(2230.49)	-	Grouped under "Other non-current assets" at note 8 to the F.S.	
	Equity and Liabilities					
6	Provisons - non current (Note 19)	18963.18	(12234.08)	6729.10	Employees Leave encashment provision under "Non-current liability" has been reclassified under "Current liability"	
7	Provisions - Current (Note 25)	2776.88	12234.08	15010.96		
8	Deferred Tax Liabilities (Net) (Note 7)	59528.96	170.53	59699.49	Tax on "Other comprehensive income" grouped under "**Other non-current asset**"	
9	Borrowings - Current (Note 21)	80769.90	135.35	80905.26	Interest accrued but not due on Short term borrowings abd w.c. loan has been reclassified under "Current liabilities" with the individual short term borrowings and w.c. loan	
10	Other financial liabilities - Current (Note 23)	132424.04	(135.35)	132288.69		
11	Other current liabilities (Note 24)	13684.18	(20.74)	13663.44	Deferred foreign currency fluctuation liability has been reclassified under "Deferred revenue"	
12	Deferred revenue (Note 26)	33195.66	20.74	33216.40		

Items of balance sheet before and after reclassification as at 01st April 2019

(₹ In lakh)

Sl. No.	Particulars	Amount before reclassification	Reclassification	Amount after reclassification	Remarks	Reason for reclassification
	Assets					
1	Property Plant and equipment - Buildings (Note 2)	14947.57	70911.33	85858.9	Main Plant Buildings reclassified under "Buildings"	Groping/ reclassification made for aligning F. S. with NTPC, the holding company
2	Property Plant and equipment (Note 2)	590163.03	(70911.33)	519251.70		
3	Other non- current assets (Note 8)	19115.01	(4961.34)	14153.67	Grouped "Current tax Asset/(liability) (net)" (₹3166.86 lakh) and "Deferred foreign currency fluctuation asset" (₹1794.48 lakh)	
4	Financial assets - Current - Others (Note 13)	9066.79	1794.48	10861.27	Grouped "Deferred foreign currency fluctuation asset" (₹1794.48 lakh) under "Other Non current assets".	
5	Current tax assets/(liability) (Net)	(3052.96)	3052.96	-	Grouped under "Other non-current assets/(liabilities)" at note 8 to the F.S. (₹3166.86 lakh) and Tax on OCI (DTL at Note 7) ₹113.90 lakh	
	Equity and Liabilities					
6	Provisons - non current (Note 19)	15780.51	(10073.45)	5707.06	Employees Leave encashment provision under "Non-current liability" has been reclassified under "Current liability"	
7	Provisions - Current (Note 25)	2218.31	10073.45	12291.76		
8	Deferred Tax Liabilities (Net) (Note 7)	61850.12	(113.90)	61736.22	Tax on "Other comprehensive income" grouped under "**Other non-current asset**"	
9	Other current liabilities (Note 24)	16051.36	(20.74)	16030.62	Deferred foreign currency fluctuation liability has been reclassified under "Deferred revenue"	
10	Deferred revenue (Note 26)	29697.02	20.74	29717.76		

Note No. 48: Disclosure on Inventories

(a) Amount of inventories consumed and recognised as expense during the year is as under

(₹ In lakh)

Particulars	For the year ended 31-Mar-21	For the year ended 31-Mar-20
Fuel Cost	43645.89	63787.18
Others (included in Note 33 - Other expenses)	3107.30	2186.52
Total	**46753.19**	**65973.70**

Note No 49: Income Tax related disclosures

Disclosure as per Ind AS 12 "Income Tax"

Income Tax Expense

(i) Income tax recognised in the statement of Profit & Loss

(₹ In lakh)

Particulars	For the year ended 31-Mar-21	For the year ended 31-Mar-20
Current Tax expense		
Current year	559.65	2924.94
Taxes for earlier years	604.77	7447.67
Pertaining to regulatory deferral account balances (A)	1020.78	2367.03
Total current tax expense (B)	2185.20	12739.64
Deferred tax expense		

Origination and reversal of temporary differences (C)	2115.64	(2035.38)
Less : MAT credit entitlement		
Income Tax Expense (D= B+C-A)	3280.06	8337.23
Pertaining to regulatory deferral account balances	1020.78	2367.03
Total tax expense including tax on movement in regulatory deferral account	4300.84	10704.26

(ii) Income tax recognised in other comphrehensive income

(₹ In lakh)

Particulars	For the year ended					
	31st March 2021			31st March 2020		
	Before Tax	Tax Expense	Net of Tax	Before Tax	Tax Expense	Net of Tax
Net actuarial loss on defined benefit plans	(1258.15)	(439.70)	(818.45)	(488.01)	(170.53)	(317.48)

(iii) Reconcilliation of tax expense and the accounting profit multiplied by India's domestic tax rate

(₹ In lakh)

Particulars	For the year ended 31st March 2021	For the year ended 31st March 2020
Profit before tax including movement in regulatory deferral account balances	9092.07	30331.07
Tax using the Company's domestic rate of 17.472% (31st March 2020 -34.944%	1588.57	10598.89
Tax effect of :		
Non deductible tax expense	(7.86)	(359.08)
Tax free income	-	-
Deferred Tax Expense	2115.64	(2036.73)
Previous year Tax liability	604.77	7447.67
Minimum alternate tax adjustments	-	(4947.84)
Total tax expense recognised in the statement of profit & Loss	**4301.12**	**10702.91**

Note No. 50: Confirmation of Balances

Balances shown under Capital advances to Contractors, Trade Payable and material in transit/with contractor/issued on loan, Trade receivables, Accounts receivable are subjected to confirmation/reconciliation and consequential adjustment, if any.

Note No. 51: Impairment loss

Property Plant and Equipment has been tested for impairment where indicators of impairment existed. Based on the assessment, the Company do not recognize any impairment impact during the previous year and also during the year ended March 31, 2021.

Note No. 52: Previous year figures

The previous year figures have been regrouped, re-casted and re-arranged whereever possibile and considered necessary.

In terms of our report of even date

For **L K Kejriwal & Co**
Chartered Accountants
F.R.N. 001368C

For and on behalf of the Board of Directors

Date: **10-06-2021**
Place: **Shillong**

A. P. Rong
Company Secretary

Anil Kumar
Director (Finance)
DIN : 08376723

Vinod Kumar Singh
Chairman & Managing Director
DIN : 07471291

Naresh Kr Poddar
Partner
Membership No. 041717

Property, Plant & Equipment

(₹ in lakh)

Particulars	GROSS BLOCK				DEPRECIATION				NET BLOCK	
	Carrying Amount 1st April 2020	Additions	Adjust-ment	Carrying Amount 31st March 2021	01.04.2020	Deprecia-tion	Adjust-ment	Upto 31st March 2021	31.03.2021	31.03.2020
A) ASSETS										
I. HYDRAULIC POWER PLANT, GAS PLANT & TRANSMISSION LINES :										
Building and civil engineering works containing generation plant & equipment, main plant	92947.98	49086.87	23.82	142058.67	23690.87	3959.98	-	27650.85	114407.82	69257.11
Hydraulic works including Dams Dykes, Reservoirs & Tunnels	365514.46	584175.10	945.55	950635.11	112821.90	36123.22	-	148945.12	801689.99	252692.56
Plant & Machinery in Generating Station	116862.13	115346.00	307.54	232515.67	38044.51	7294.86	-	45339.37	187176.30	78817.62
Transformer having a rating of 100 K.V. ampere and above	8449.67	25430.32	40.21	33920.20	3629.99	919.08	(24.86)	4524.21	29395.99	4819.68
Sub-station equipment and other fixed apparatus	880.82	-	2992.90	3873.72	463.35	189.42	1650.66	2303.43	1570.29	417.47
Switchgear including cable connections	26113.08	22498.12	(220.34)	48390.86	10230.05	1906.71	(160.53)	11976.23	36414.63	15883.03
Transmission Lines	3408.87	3.23	4286.42	7698.52	1031.58	374.01	2759.11	4164.70	3533.82	2377.29
PV modules including Mounting structures	2906.27	-	-	2906.27	860.24	169.44	-	1029.68	1876.59	2046.03
Inverters including Battery Bank (O & M)	270.08	-	-	270.08	80.00	15.75	(0.01)	95.74	174.34	190.08
Gas Turbine	162130.66	5545.58	(578.66)	167097.58	92390.86	5859.20	(355.88)	97894.18	69203.40	69739.80
Gas Booster Station	25233.47	295.88	(81.06)	25448.29	16217.30	1592.81	(42.92)	17767.19	7681.10	9016.17
Gas Pipeline	36.60	-	-	36.60	32.94	-	-	32.94	3.66	3.66
Gas Steam Turbine	112152.65	115.13	(352.72)	111915.06	52002.40	4071.66	(21.56)	56052.50	55862.56	60150.25
Gas Cooling Tower	4076.01	99.59	(3.35)	4172.25	2749.54	141.93	(3.01)	2888.46	1283.79	1326.47
Make-up Water System	5919.18	0.14	(10.94)	5908.38	2856.71	214.20	(0.02)	3070.89	2837.49	3062.47
Sub -Total	**926901.93**	**802595.96**	**7349.37**	**1736847.26**	**357102.24**	**62832.27**	**3800.98**	**423735.49**	**1313111.77**	**569799.69**

(₹ In lakh)

Particulars	GROSS BLOCK				DEPRECIATION				NET BLOCK	
	Carrying Amount 1st April 2020	Additions	Adjust-ment	Carrying Amount 31st March 2021	01.04.2020	Deprecia-tion	Adjust-ment	Upto 31st March 2021	31.03.2021	31.03.2020
II GENERAL ASSETS (FOR PROJECTS UNDER OPERATION)										
Buildings	15161.24	712.96	4696.40	20570.60	5584.80	698.55	1297.39	7580.74	12989.86	9576.44
Right to use Leased Asset	13.69	-	-	13.69	4.69	4.70	-	9.39	4.30	9.00
Furniture & Fixtures	902.85	15.24	236.94	1155.03	583.73	37.39	163.31	784.43	370.60	319.12
Roads, Bridges, Culverts & Helipads	4761.09	397.44	1294.59	6453.12	2151.38	173.64	138.98	2464.00	3989.12	2609.71
Vehicles	532.18	-	26.59	558.77	352.71	18.44	15.54	386.69	172.08	179.47
Right to use Leased Asset	974.18	230.20	56.88	1261.26	347.30	506.61	(136.64)	717.27	543.99	626.88
Railway Siding	10.65	-	-	10.65	8.73	0.09	0.01	8.83	1.82	1.92
Electrical Installation	1245.06	47.57	273.07	1565.70	807.15	49.22	113.64	970.01	595.69	437.91
Temporary Buildings/Erections	2956.54	-	1482.81	4439.35	2956.54	-	1482.81	4439.35	-	-
Hospital Equipment	40.23	6.76	5.76	52.75	19.26	2.83	3.81	25.90	26.85	20.97
Tools & Plants	5669.29	160.63	1789.72	7619.64	2765.38	250.13	744.29	3759.80	3859.84	2903.91
Office Equipment	517.66	44.74	3.16	565.56	254.63	22.12	(2.99)	273.76	291.80	263.03
I T Equipment	1345.36	157.54	57.65	1560.55	1164.61	115.84	24.47	1304.92	255.63	180.75
Other Equipment	1490.64	164.99	306.47	1962.10	667.83	86.54	135.34	889.71	1072.39	822.81
Water supply, sewerage & drainage	1523.80	73.43	504.03	2101.26	691.38	78.07	129.52	898.97	1202.29	832.42
Plant & Machinery in Generating Station (Diesel Power House)	688.34	40.35	(14.97)	713.72	527.18	9.27	(13.47)	522.98	190.74	161.16
Communication Equipment	259.71	26.82	106.92	393.45	162.43	13.14	73.93	249.50	143.95	97.28
Lightning Arrestor (Pole Type Magazine Building)	186.84	-	-	186.84	117.02	3.26	-	120.28	66.56	69.82
Telephone Line	91.91	3.84	(27.49)	68.26	81.63	0.08	(24.74)	56.97	11.29	10.28
Solar Panel	119.86	-	-	119.86	24.85	6.99	-	31.84	88.02	95.01
Fixed Assets of Minor value	63.80	2.64	19.74	86.18	63.78	2.64	19.72	86.14	0.04	0.02
Energy Conservation Equipment	4.13	-	-	4.13	0.64	0.22	(0.01)	0.85	3.28	3.49
Free hold	2099.61	-	441.06	2540.67	-	-	-	-	2540.67	2099.61
Right to Use (Leasehold Land)	8049.03	-	-	8049.03	2594.13	175.21	-	2769.34	5279.69	5454.90
Sub -Total	**48707.69**	**2085.15**	**11259.33**	**62052.17**	**21931.78**	**2254.98**	**4164.91**	**28351.67**	**33700.50**	**26775.91**
TOTAL (A)	**975609.62**	**804681.11**	**18608.70**	**1798899.43**	**379034.02**	**65087.25**	**7965.89**	**452087.16**	**1346812.27**	**596575.60**

(₹ In lakh)

Particulars	GROSS BLOCK				DEPRECIATION				NET BLOCK	
	Carrying Amount 1st April 2020	Additions	Adjust-ment	Carrying Amount 31st March 2021	01.04.2020	Deprecia-tion	Adjust-ment	Upto 31st March 2021	31.03.2021	31.03.2020
B) ASSETS										
(FOR PROJECTS UNDER CONSTRUCTION & OTHER OFFICES)										
Building	7022.02	74.11	(4705.10)	2391.03	2362.37	80.48	(1297.39)	1145.46	1245.57	4659.65
Right to use Leased Asset	102.64	50.49	(102.64)	50.49	82.11	37.06	(105.15)	14.02	36.47	20.53
Furniture & Fixtures	894.71	28.08	(302.18)	620.61	586.14	24.21	(222.96)	387.39	233.22	308.57
Roads, Bridges, Culverts & Helipads	1367.63	-	(1294.59)	73.04	146.89	2.48	(138.98)	10.39	62.65	1220.74
Vehicles	178.74	-	(32.29)	146.45	89.63	11.63	(21.82)	79.44	67.01	89.11
Right to use Leased Asset	446.70	146.25	(342.50)	250.45	168.44	85.48	(145.01)	108.91	141.54	278.26
Electrical Installations	482.85	1.44	(300.42)	183.87	277.31	1.95	(130.49)	148.77	35.10	205.54
Temporary Buildings/Erections	1487.08	-	(1482.81)	4.27	1487.08	-	(1482.81)	4.27	-	-
Hospital Equipment	5.27	0.26	(5.27)	0.26	3.81	0.01	(3.81)	0.01	0.25	1.46
Tools & Plants	1941.05	2.88	(1935.88)	8.05	859.77	0.32	(855.77)	4.32	3.73	1081.28
Office equipment	587.65	6.56	(71.04)	523.17	441.43	14.18	(54.89)	400.72	122.45	146.22
I T Equipment	1434.05	183.30	(248.71)	1368.64	1329.78	76.83	(212.74)	1193.87	174.77	104.27
Water Supply,sewerage & drainage	543.47	-	(504.04)	39.43	152.19	1.32	(129.51)	24.00	15.43	391.28
Plant & Machinery in Generating Station (Diesel Power House)	45.02	0.51	-	45.53	21.52	2.48	-	24.00	21.53	23.50
Solar panel	7.14	-	-	7.14	1.83	0.42	-	2.25	4.89	5.31
Communication Equipment	183.86	4.31	(107.00)	81.17	129.81	2.05	(74.01)	57.85	23.32	54.05
Plant & Machinery	1.16	14.17	-	15.33	1.04	0.24	0.01	1.29	14.04	0.12
Transmission Line	4301.59	-	(4301.59)	-	2772.77	-	(2772.77)	-	-	1528.82
Transformer having a rating of 100 KV & Above	317.91	-	(317.91)	-	128.48	-	(128.48)	-	-	189.43
Substation Equipment	3031.92	-	(3031.92)	-	1685.38	-	(1685.38)	-	-	1346.54
Freehold	500.64	-	(441.06)	59.58	-	-	-	-	59.58	500.64
Right to Use (Leasehold Land)	758.10	-	-	758.10	193.74	25.24	-	218.98	539.12	564.36
Telephone Line	1.19	-	-	1.19	0.29	0.08	(0.01)	0.36	0.83	0.90
Other Equipment	950.06	4.84	(500.24)	454.66	467.70	26.78	(233.30)	261.18	193.48	482.36
Fixed assets of Minor value	63.54	1.62	(26.96)	38.20	63.51	1.62	(26.93)	38.20	-	0.03
TOTAL (B)	**26655.99**	**518.82**	**(20054.15)**	**7120.66**	**13453.02**	**394.86**	**(9722.20)**	**4125.68**	**2994.98**	**13202.97**
GRAND TOTAL (A + B)	**1002265.61**	**805199.93**	**(1445.45)**	**1806020.09**	**392487.04**	**65482.11**	**(1756.31)**	**456212.84**	**1349807.25**	**609778.57**

Assets/procured installed, whose individual cost is ₹5000/- or less but more than ₹750/- (hereinafter is called iv. Assets of minor value) and assets (excluding immovable assets) whose written down value is ₹5000/- or less at the beginning of the year are full depreciated during the year leaving a nominal balance of ₹1/- only. Depreciation is calculated from 01st day of the month following capitalization. For information on Property, Plant and Equipment pledged as security, please refer to note 2 (ii) of the Financial statements.

Annexure - 6C

Independent Auditors Report on Emphasis of Matters (EOM) and Management Reply there-on

AUDITORS REPORT REF	AUDITORS REPORT	MANAGEMENT REPLY
EOM 1	Note No.7(i) regarding recognizing of Deferred Tax Assets (DTA) Rs.30546.32 lakhs during the FY 2020-21 in respect of "Unabsorbed depreciation".	The recognition has been made in compliance to the "Ind AS 12 – Taxes" in respect of "Unabsorbed depreciation" and necessary disclosure has been made at note 7(i) to the Financial Statements for the year ended 31.03.2021.
EOM 2	Note No. 27(b) read with Note No. 38 VII and Note No. 47(a) regarding sale of energy includes ₹6903.18 lakhs being the revenue for the year recognized and provided for on the basis of provisional rate due to modification in Accounting Policy on "Revenue from Operations-Revenue from sale of Power". Impact of the said modification on revenue from operation during the current financial year is to the tune of ₹6903.18 lakhs and previous year ₹3826.51 lakhs.	During the FY 2020-21, NEEPCO Ltd (the Company) has changed/modified its accounting policy on "Revenue from operations - Revenue from sale of power" and In case of power stations where final tariff is yet to be approved by Central Electricity Regulatory Commission (CERC) for the control period 2019-24, the sale of energy is provided for on the basis of provisional rate considering the Annual Fixed Cost submitted before the Ho'ble Commission through Tariff Petition as per the principles enunciated in the CERC (Terms & Conditions of Tariff) Regulations 2019. This has resulted in "Restatement of Financial Statements" for the FY 2019-20. Necessary disclosure for the same has been provided at note 38(VII) to the Financial Statements for the year ended 31.03.2021.
EOM 3	Note No. 50 regarding Balances shown under Capital advances to Contractors, Trade payable and materials in transit/ with contractor/ issued on loan, Trade receivables, Other receivable are subjected to confirmation/ reconciliation and consequential adjustment if any.	Noted

MANAGEMENT REPLY

For and on behalf of the Board of Directors

Anil Kumar
Director (Finance)
DIN : 08376723

Vinod Kumar Singh
Chairman & Managing Director
DIN : 07471291

Date: 26-08-2021
Place: New Delhi

Management Reply to the Independent Auditors' Opinion on Internal Financial Controls of NEEPCO Reported under Sec. on 143 (3) (i) of the Companies Act 2013

Independent Auditors' Opinion	Management reply
According to the information and explanations given to us and based on our audit, the following material weaknesses have been identified as at 31st March 2021: the company has old information technology (IT) application system MATFIN, which is unable to cater the emerging needs and complete information consistent with financial reporting objectives. As informed to us, an ERP SAP Program is under implementation. This could potentially result into weakness in the internal financial controls over financial reporting of the company	North Eastern Electric Power Corporation Ltd (NEEPCO/ the Company) is in process for migration to ERP. Work for SAP s/4 HANA based ERP system awarded to M/s YASH Technologies on 28.08.2019. Substantial progress has already been achieved on ERP implementation in NEEPCO. As a matter of fact, Assam Gas Based Power Plant (291 MW), the biggest gas based power station and Guwahati office of NEEPCO have gone "Go-live" on 27.05.2021. Further, the ERP modules (ESS, FLM) have been implemented in all locations of NEEPCO. Thus migration to ERP is fully on track. With implementation of ERP in NEEPCO, which is expected to be functional during the next financial year (i.e., FY 2021-22), weakness in the internal financial controls over financial reporting of the company, if any, as reported by the Auditors will be addressed.

MANAGEMENT REPLY

For and on behalf of the Board of Directors

Anil Kumar
Director (Finance)
DIN : 08376723

Vinod Kumar Singh
Chairman & Managing Director
DIN : 07471291

Date: 26-08-2021
Place: New Delhi

Annexure - 7

COMMENTS OF THE COMPTROLLER AND AUDITOR GENERAL OF INDIA UNDER SECTION 143(6)(b) OF THE COMPANIES ACT, 2013 ON THE FINANCIAL STATEMENTS OF NORTH EASTERN ELECTRIC POWER CORPORATION LIMITED FOR THE YEAR ENDED 31 MARCH 2021

The preparation of financial statements of North Eastern Electric Power Corporation Limited for the year ended 31 March 2021 in accordance with the financial reporting framework prescribed under the Companies Act, 2013 (Act) is the responsibility of the management of the company. The statutory auditor appointed by the Comptroller and Auditor General of India under Section 139(5) of the Act is responsible for expressing opinion on these financial statements under section 143 of the Act based on independent audit in accordance with the standards on auditing prescribed under section 143(10) of the Act. This is stated to have been done by them vide their Audit Report dated 10 June 2021.

I, on behalf of the Comptroller and Auditor General of India, have conducted a supplementary audit of the financial statements of North Eastern Electric Power Corporation Limited for the year ended 31 March 2021 under section 143(6)(a) of the Act. This supplementary audit has been carried out independently without access to the working papers of the statutory auditor and is limited primarily to inquiries of the statutory auditor and company personnel and a selective examination of some of the accounting records.

On the basis of my supplementary audit nothing significant has come to my knowledge which would give rise to any comment upon or supplement to statutory auditors' report under section 143(6)(b) of the Act.

For and on the behalf of the
Comptroller & Auditor General of India

(Suparna Deb)
Director General of Audit (Mines)
KOLKATA

Place: Kolkata
Date: 03-08-2021

COMMENTS OF THE COMPTROLLER AND AUDITOR GENERAL OF INDIA UNDER SECTION 143(6)(b) READ WITH SECTION 129(4) OF THE COMPANIES ACT, 2013 ON THE CONSOLIDATED FINANCIAL STATEMENTS OF NORTH EASTERN ELECTRIC POWER CORPORATION LIMITED FOR THE YEAR ENDED 31 MARCH 2021

The preparation of consolidated financial statements of North Eastern Electric Power Corporation Limited for the year ended 31 March 2021 in accordance with the financial reporting framework prescribed under the Companies Act, 2013 (Act) is the responsibility of the management of the company. The statutory auditor appointed by the Comptroller and Auditor General of India under Section 139(5) read with section 129(4) of the Act is responsible for expressing opinion on these financial statements under section 143 read with section 129(4) of the Act based on independent audit in accordance with the standards on auditing prescribed under section 143(10) of the Act. This is stated to have been done by them vide their Audit Report dated 10 June 2021.

I, on behalf of the Comptroller and Auditor General of India, have conducted a supplementary audit of the consolidated financial statements of North Eastern Electric Power Corporation Limited for the year ended 31 March 2021 under Section 143(6)(a) read with section 129(4) of the Act. We conducted a supplementary audit of the financial statements of North Eastern Electric Power Corporation Limited for the year ended on that date. **Further, section 139(5) and 143(6)(a) of the Act are not applicable to its joint venture company M/s. KSK Dibbin Hydro Power Private Limited being private entity, for appointment of their Statutory Auditor and for conduct of supplementary audit. Accordingly, Comptroller and Auditor General of India has neither appointed the Statutory Auditors nor conducted the supplementary audit of this company.** This supplementary audit has been carried out independently without access to the working papers of the statutory auditors and is limited primarily to inquiries of the statutory auditors and company personnel and a selective examination of some of the accounting records.

On the basis of my supplementary audit nothing significant has come to my knowledge which would give rise to any comment upon or supplement to statutory auditors' report under section 143(6)(b) of the Act.

For and on the behalf of the
Comptroller & Auditor General of India

(Suparna Deb)
Director General of Audit (Mines)
KOLKATA

Place: Kolkata
Date: 03-08-2021

Annexure - 8

Form No. MR-3

SECRETARIAL AUDIT REPORT

FOR THE FINANCIAL YEAR ENDED 31ST March, 2021

[Pursuant to section 204(1) of the Companies Act, 2013 and Rule No.9 of the Companies (Appointment and Remuneration Personnel) Rules, 2014]

To,
The Members,
M/s North Eastern Electric Power Corporation Limited,
Brookland Compound, Lower New Colony
East Khasi Hills
Shillong-793003, Meghalaya, India

I have conducted the Secretarial Audit of the compliance of applicable statutory provisions and the adherence to good corporate practices by **M/s North Eastern Electric Power Corporation Limited (CIN: U40101ML1976GOI001658)** (hereinafter called "the Company"). Secretarial Audit was conducted in a manner that provided me a reasonable basis for evaluating the Corporate Conducts and Statutory Compliances and expressing my opinion thereon.

Based on my verification of Company's books, papers, minute books, forms and returns filed and other records maintained by the Company and also the information provided by the Company, its officers and authorized representatives during the conduct of secretarial audit, I hereby report that in my opinion, the Company has, during the audit period covering the financial year ended on **31st March, 2021** complied with the statutory provisions listed hereunder and also that the Company has proper Board processes and compliance-mechanism in place to the extent, in the manner and subject to the reporting made hereinafter:

Due to restriction of movement on account of COVID-19 pandemic we have examined returns filed and other provided to us through email as and when required at the time of audit for the financial year ended on 31st March, 2021 according to the provisions of:

i. The Companies Act, 2013 (the Act) and the rules made thereunder;
ii. The Memorandum and Articles of Association of the Company.

I further report that, having regard to the compliance system prevailing in the Company and on the examination of the relevant documents and records in pursuance thereof on test-check basis, the Company has complied with the following laws applicable specifically to the Company:

a. The Electricity Act, 2003;
b. The Sexual Harassment of Women at Workplace (Prevention, Prohibition and Redressal) Act, 2013

The Acts which are not applicable to the Company though forming part of the prescribed Secretarial Audit Report have not been considered while preparing this Secretarial Audit Report.

Further, I have also examined compliance with the applicable clauses of the following:

(i) Secretarial Standards with regard to Meeting of the Board of Directors (SS-1) and General Meeting (SS-2) issued by The Institute of Company Secretaries of India and made effective from 1st July, 2015;

During the period under review the Company has complied with the provisions of the Act, Rules, Regulations, Guidelines, Standards, etc.

I further report that:

All the decisions taken at the Board Meetings and Committee Meetings are carried out unanimously as are recorded in the Minutes Book of the Meetings of the Board of Directors or Committee of the Board, as the case may be.

I further report that there are adequate systems and processes in the Company commensurate with the size and operations of the Company to monitor and ensure compliance with all the applicable laws, rules, regulations and guidelines.

This Report is to be read with my letter of event date which is enclosed as **ANNEXURE 'I'** and forms integral part of this Report.

Biman Debnath
(Company Secretary)
FCS No.: 6717
C P No.: 5857
UDIN: F006717C000711234

Date: 30-07-2021
Place: Guwahati

ANNEXURE - I

(TO THE SECRETARIAL AUDIT REPORT OF M/S NORTH EASTERN ELECTRIC POWER CORPORATION LIMITED FOR THE FINANCIAL YEAR ENDED ON 31ST MARCH, 2021).

To,
The Members,
M/s. North Eastern Electric Power Corporation Limited,
Brookland Compound, Lower New Colony
East Khasi Hills
Shillong - 793003, Meghalaya

My Report of event date is to be read along with this letter.

1. Maintenance of secretarial records is the responsibility of the management of the Company. My responsibility is to express an opinion on the secretarial records based on my audit.
2. I have followed the audit practices and processes as were appropriate to obtain reasonable assurance about the correctness of the contents of the secretarial records. The verification was done on test basis to ensure that correct facts are reflected in the secretarial records. I believe that the processes and practices, I followed provide a reasonable basis for my opinion.
3. I have not verified the correctness and appropriateness of financial records and books of accounts of the Company.
4. Wherever required, I have obtained the management representation letter about the compliance of laws, rules and regulations and happening of events etc.
5. The compliance of the provisions of corporate and other applicable laws, rules, regulations, standards is the responsibility of management. My examination was limited to the verification of procedures on test basis.
6. The Secretarial Audit Report is neither an assurance as to the future viability of the Company nor of the efficacy or effectiveness with which the management has conducted the affairs of the Company.

Biman Debnath
(Company Secretary)
FCS No.: 6717
C P No.: 5857
UDIN: F006717C000711234

Date: 30-07-2021
Place: Guwahati

(c) Details of CSR amount spent against ongoing projects for the financial year:

1	2	3	4	5		6	7	8	9	10	11	
Sl. No.	Name of the Project	Item from the list of activities in Schedule VII to the Act	Local area (Yes/ No)	Location of the project		Project dura-tion	Total amount allocated for the project (in ₹)	Amount spent in the current financial Year (in ₹)	Amount transferred to Unspent CSR Account for the project as per Section 135(6) (in ₹)	Mode of Imple-menta-tion	Mode of Implementation -Through Implementing Agency	
				State	District					Direct (Yes/No)	Name	CSR Reg-istration number
1	Providing 15 nos. Single Bed (for orphanage child) and 15 nos. Crompton ceiling fan to Santikali Children Home for Tribal boys at Chachu Para, Mohanpur, Tripura (West)	Rural / Other backward area Development	Yes	Tripura	Tripura (West)	1 Year	245895.00	19800.00	NIL	Yes	N/A	
2	Providing Double Joint Benches, Ceiling Fan-Crompton Make to Lembuchhara S/B School, Jirenia, Tripura (West)	Promoting Education	Yes	Tripura	Tripura (West)	1 Year	134820.00	26400.00	NIL	Yes	N/A	
3	Providing 4 nos. ceiling fans to Chaitra Mohan Mukumu J.B. School, S.N. Colony, Jirania, Tripura (West)	Promoting Education	Yes	Tripura	Tripura (West)	1 Year	7975.00	5280.00	NIL	Yes	N/A	
4	Providing Desktop PC, UPS, Printer to Gandhigram H.S. School, Mohanpur, West Tripura	Promoting Education	Yes	Tripura	Tripura (West)	1 Year	51002.00	1560.00	NIL	Yes	N/A	
5	Meritorious Scholarship	Promoting Education	Yes	Nagaland	Wokha	1 Year	36000.00	36000.00	NIL	Yes	N/A	
6	Providing Flood fighting equipment to Deputy Commissioner, Golaghat for distributing among the villages at the downstream of Doyang Hydro Electric Project	Rural / Other backward area Development	Yes	Nagaland	Wokha	1 Year	566000.00	193640.00	NIL	Yes	N/A	
7	Providing financial assistance to Savera, Guwahati, Assam for providing coaching classes to unprivileged children	Promoting Education	Yes	Assam	Kamrup	1 Year	226000.00	19600.00	NIL	Yes	N/A	
8	Financial assistance for construction of Class Room at Srimanta Sanker Dev Senior Secondary School, Gerimari Village, Mangaldoi, Assam	Promoting Education	Yes	Assam	Mangaldoi	1 Year	900000.00	600000.00	NIL	Yes	N/A	
9	Providing 1 No. Mahindra Bolero Ambulance to Brahmakumari Rajyoga Centre, Guwahati (Registration and Other related cost)	Preventive Health Care	Yes	Assam	Kamrup	Extended from FY 2018-19	731377.00	14911.00	NIL	Yes	N/A	

PARTICULARS OF CSR

1	2	3	4	5		6	7	8	9	10	11	
Sl. No.	Name of the Project	Item from the list of activities in Schedule VII to the Act	Local area (Yes/ No)	Location of the project		Project dura-tion	Total amount allocated for the project (in ₹)	Amount spent in the current financial Year (in ₹)	Amount transferred to Unspent CSR Account for the project as per Section 135(6) (in ₹)	Mode of Imple-menta-tion	Mode of Implementation –Through Implementing Agency	
				State	District					Direct (Yes/No)	Name	CSR Reg-istration number
10	Construction of Boundary fencing and Gate around medical sub center building at Bich Camp Village, Khuppi	Preventive Health Care	Yes	Arunachal Pradesh	West Kameng	1 Year	477617.00	383429.00	NIL	Yes	N/A	
11	Construction of Protection wall of General Hospital Bomdila	Preventive Health Care	Yes	Arunachal Pradesh	West Kameng	1 Year	961396.00	961396.00	NIL	Yes	N/A	
12	Construction of protection wall at Mushaksing Village	Rural / Other backward area Development	Yes	Arunachal Pradesh	West Kameng	1 Year	970000.00	970000.00	NIL	Yes	N/A	
13	Construction of Ring well at Hapiai Raji Village	Rural / Other backward area Development	Yes	Assam	Dima Hasao	1 Year	108715.00	10871.00	NIL	Yes	N/A	
14	Construction of Gorkha Cultural Complex-cum Community hall at New Tumbung Village, Umrongso	Rural / Other backward area Development	Yes	Assam	Dima Hasao	1 Year	996459.00	596928.00	NIL	Yes	N/A	
15	Construction of Footpath at Umrongso High School, Umrongso	Promoting Education	Yes	Assam	Dima Hasao	1 Year	81566.00	(49.00)	NIL	Yes	N/A	
16	Construction of Road (concrete block pavement) from main Road to Kopili High School	Promoting Education	Yes	Assam	Dima Hasao	1 Year	631211.00	(937.00)	NIL	Yes	N/A	
17	Construction of Ring well at Dima Raji English School, Umrongso	Promoting Education	Yes	Assam	Dima Hasao	1 Year	108715.00	10593.00	NIL	Yes	N/A	
18	Construction of public toilet at Umrangso Civil Hospital, Umrongso	Swachh Bharat Abhiyan	Yes	Assam	Dima Hasao	Extended from FY 2018-19	255833.00	(2266.00)	NIL	Yes	N/A	
19	Construction of Toilet at looksi Presbyterian Upper Primary School, looksi, West Jaintia Hills	Swachh Bharat Abhiyan	Yes	Meghalaya	West Jaintia Hills	Extended from FY 2018-19	582989.00	88930.00	NIL	Yes	N/A	
20	Construction of Public Toilet at Lanku, Umrongso	Swachh Bharat Abhiyan	Yes	Assam	Dima Hasao	1 Year	358597.00	268948.00	NIL	Yes	N/A	
21	Construction of Toilet and Bathroom at ITI, Hostel, Haflong	Swachh Bharat Abhiyan	Yes	Assam	Dima Hasao	1 Year	356023.00	284822.00	NIL	Yes	N/A	
22	Construction of Sanitary Toilet near Police check point tinali at Midpu Village, Doimukh	Swachh Bharat Abhiyan	Yes	Arunachal Pradesh	Papumpare	1 Year	362664.00	362638.00	NIL	Yes	N/A	
23	Construction of office building for Capital Complex Tribal Mishing Abar Welfare Society at Gumto-II, Doimukh	Rural / Other backward area Development	Yes	Arunachal Pradesh	Papumpare	1 Year	941729.00	941721.00	NIL	Yes	N/A	

PARTICULARS OF CSR

1	2	3	4	5		6	7	8	9	10	11	
Sl. No.	Name of the Project	Item from the list of activities in Schedule VII to the Act	Local area (Yes/ No)	Location of the project		Project dura-tion	Total amount allocated for the project (In ₹)	Amount spent in the current financial Year (in ₹)	Amount transferred to Unspent CSR Account for the project as per Section 135(6) (in ₹)	Mode of Imple-menta-tion	Mode of Implementation –Through Implementing Agency	
				State	District					Direct (Yes/No)	Name	CSR Reg-istration number
24	Construction of Toilets with water connection at Govt. Primary School, under Gumto Circle, Doimukh	Swachh Bharat Abhiyan	Yes	Arunachal Pradesh	Papumpare	1 Year	478716.00	478715.00	NIL	Yes	N/A	
25	Providing of 3 (three) nos of dustbins in the market areas in the vicinity of the NEEPCO Colony Complex at 43 Km.	Swachh Bharat Abhiyan	Yes	Arunachal Pradesh	Lower Subansiri	1 Year	394108.00	394108.00	NIL	Yes	N/A	
26	3 (three) nos. Medical Health Camp organized at Sepahijala Distt., Tripura	Preventive Health Care	Yes	Tripura	Sepahijala	1 Year	243000.00	1200.00	NIL	Yes	N/A	
27	Constructions of Boundary wall to Sahapur SB School, Sonamura	Rural / Other backward area Development	Yes	Tripura	Sepahijala	1 Year	435307.00	435307.00	NIL	Yes	N/A	
28	Providing 2 nos. Computer & 1 no. printer to N.C. Institution, Sonamura	EDP	Yes	Tripura	Sepahijala	1 Year	127987.00	93287.00	NIL	Yes	N/A	
29	Providing 2 nos. Computer & 1 no. printer to Sahapur SB School, Sonamura	Promoting Education	Yes	Tripura	Sepahijala	1 Year	127987.00	93287.00	NIL	Yes	N/A	
30	Providing 1 no. Computer to Sovapur Girls High School, Rabindranagar	Promoting Education	Yes	Tripura	Sepahijala	1 Year	59994.00	43500.00	NIL	Yes	N/A	
31	Providing 2 nos. Computer & 1 no. Printer to Mother Teresa Siksha Niketan, Kathalia English Medium, Kathalia, Sonamura	Promoting Education	Yes	Tripura	Sepahijala	1 Year	127987.00	93287.00	NIL	Yes	N/A	
32	Providing 20 nos. double joint bench to Chandraibari J.B. School, Kalapania	Promoting Education	Yes	Tripura	Sepahijala	1 Year	59472.00	59472.00	NIL	Yes	N/A	
33	Providing 20 nos. chair to Chandraibari J.B. School, Kalapania	Promoting Education	Yes	Tripura	Sepahijala	1 Year	52864.00	55821.00	NIL	Yes	N/A	
34	Providing 20 nos. double joint bench to Ananda Marg School, Debnagar, Melaghar	Promoting Education	Yes	Tripura	Sepahijala	1 Year	59472.00	62429.00	NIL	Yes	N/A	
35	Providing wooden table 05 nos. to Ananda Marg School, Debnagar, Melaghar	Promoting Education	Yes	Tripura	Sepahijala	1 Year	19765.00	22722.00	NIL	Yes	N/A	

PARTICULARS OF CSR

1	2	3	4	5		6	7	8	9	10	11	
Sl. No.	Name of the Project	Item from the list of activities in Schedule VII to the Act	Local area (Yes/ No)	Location of the project		Project dura-tion	Total amount allocated for the project (in ₹)	Amount spent in the current financial Year (in ₹)	Amount transferred to Unspent CSR Account for the project as per Section 135(6) (in ₹)	Mode of Imple-menta-tion	Mode of Implementation –Through Implementing Agency	
				State	District					Direct (Yes/No)	Name	CSR Reg-istration number
36	Providing wooden chair 5 nos. to Ananda Marg School, Debnagar, Melaghar	Promoting Education	Yes	Tripura	Sepahijala	1 Year	13216.00	16170.00	NIL	Yes	N/A	
37	Providing 70 nos. double joint bench to Sovapur Girls High School, Sovapur	Promoting Education	Yes	Tripura	Sepahijala	1 Year	208152.00	211109.00	NIL	Yes	N/A	
38	Providing 30 nos. Double joint bench to Utter Monarchak High School, Sonamura	Promoting Education	Yes	Tripura	Sepahijala	1 Year	89208.00	92165.00	NIL	Yes	N/A	
39	Providing 10 nos. Hand Chair to Uttar Monarchak High School, Sonamura	Promoting Education	Yes	Tripura	Sepahijala	1 Year	26432.00	29389.00	NIL	Yes	N/A	
40	Providing 10 nos. table to Uttar Monarchak High School, Sonamura	Promoting Education	Yes	Tripura	Sepahijala	1 Year	39530.00	42487.00	NIL	Yes	N/A	
41	Providing 30 nos. joint bench to President Secretary, Mother Teressa Siksha Niketan, Kathalia English Medium, Kathalia	Promoting Education	Yes	Tripura	Sepahijala	1 Year	89208.00	92165.00	NIL	Yes	N/A	
42	Providing 10 nos. ceiling fans to Sahapur SB School, Sonamura	Promoting Education	Yes	Tripura	Sepahijala	1 Year	29990.00	22000.00	NIL	Yes	N/A	
43	Providing 10 nos. ceiling fans to Tarini Sundari Girls High School, Monarchak, Sonamura	Promoting Education	Yes	Tripura	Sepahijala	1 Year	29990.00	22000.00	NIL	Yes	N/A	
44	Providing 24 nos. ceiling fans to Tarapukur JB School, Monarchak, Sonamura	Promoting Education	Yes	Tripura	Sepahijala	1 Year	71976.00	22000.00	NIL	Yes	N/A	
45	Construction of Toilet (2+2) Ananda Marg Primary School, Debnagar, Melaghar	Swachh Bharat Abhiyaan	Yes	Tripura	Sepahijala	1 Year	334282.00	334282.00	NIL	Yes	N/A	
46	Construction of Toilet (2+2) to Tarani Sundari Girls High School, Monarchak, Sonamura	Swachh Bharat Abhiyaan	Yes	Tripura	Sepahijala	1 Year	329619.00	329619.00	NIL	Yes	N/A	
47	Construction of Girls Toilet (2+2) and water Tank to Tarapukur J.B School, Monarchak, Sonamura	Swachh Bharat Abhiyaan	Yes	Tripura	Sepahijala	1 Year	403041.00	403041.00	NIL	Yes	N/A	

1	2	3	4	5		6	7	8	9	10	11	
Sl. No.	Name of the Project	Item from the list of activities in Schedule VII to the Act	Local area (Yes/ No)	Location of the project		Project dura-tion	Total amount allocated for the project (in ₹)	Amount spent in the current financial Year (in ₹)	Amount transferred to Unspent CSR Account for the project as per Section 135(6) (in ₹)	Mode of Imple-menta-tion	Mode of Implementation –Through Implementing Agency	
				State	District					Direct (Yes/No)	Name	CSR Reg-istration number
48	Construction of Boys Toilet (2+2) and water Tank to Induria High School, Monarchak, Sonamura	Swachh Bharat Abhiyaan	Yes	Tripura	Sepahijala	1 Year	405577.00	405577.00	NIL	Yes	N/A	
49	Providing ambulance to Zoram Drivers Union (ZDU), Kolasib, Mizoram	Preventive Health Care	Yes	Mizoram	Kolasib	1 Year	763946.00	545861.50	NIL	Yes	N/A	
50	Provide ambulance to Sinlung Hills Council, Sakawrdai, Mizoram	Preventive Health Care	Yes	Mizoram	Kolasib	1 Year	763946.00	545861.50	NIL	Yes	N/A	
51	Construction of MUP Building at North Hlimen Village	Rural / Other backward area Development	Yes	Mizoram	Kolasib	1 Year	657354.00	657354.00	NIL	Yes	N/A	
52	Construction of toilet at High School, Saiphai	Promoting Education	Yes	Mizoram	Kolasib	1 Year	551570.00	551570.00	NIL	Yes	N/A	
53	Meritorious Scholarship	Promoting Education	Yes	Mizoram	Kolasib	1 Year	108000.00	108000.00	NIL	Yes	N/A	
54	Construction of toilet at Health sub-centre, Saipum	Swachh Bharat Abhiyan	Yes	Mizoram	Kolasib	1 Year	511603.00	511603.00	NIL	Yes	N/A	
55	Construction of Foot bridge at Weiphynnai Nala, Thieddieng Village	Rural / Other backward area Development	Yes	Meghalaya	East Khasi Hills	1 Year	459077.00	456995.00	NIL	Yes	N/A	
56	Renovation of Dorbar Hall at Thieddieng Village	Rural / Other backward area Development	Yes	Meghalaya	East Khasi Hills	1 Year	987842.00	987860.00	NIL	Yes	N/A	
57	Construction of toilet at J.J.M. Nichols Roy Secondary School, Mawsynram	Swachh Bharat Abhiyan	Yes	Meghalaya	East Khasi Hills	1 Year	341205.00	321612.00	NIL	Yes	N/A	
58	Construction of Toilet for the OPD at St. Francis Xavier's Convent at Mawsynram	Preventive Health Care	Yes	Meghalaya	East Khasi Hills	1 Year	341205.00	322423.00	NIL	Yes	N/A	
59	Financial assistance to Iatylli Self Help Group, Amsohtal Village, West Jaintia Hills For Food Processing Unit at RRPU	EDP	Yes	Meghalaya	West Jaintia Hills	Extended from FY 2017-18	711000.00	355500.00	NIL	Yes	N/A	
60	Financial assistance to Dorbar Shnong Pomlum, Upper Shillong for construction of Community Hall	Rural / Other backward area Development	Yes	Meghalaya	East Khasi Hills	1 Year	1000000.00	500000.00	NIL	Yes	N/A	
61	Construction of Classroom at Khadsawphra College, Malrang	Promoting Education	Yes	Meghalaya	East Khasi Hills	1 Year	1000000.00	500000.00	NIL	Yes	N/A	

PARTICULARS OF CSR

1	2	3	4	5		6	7	8	9	10	11	
Sl. No.	Name of the Project	Item from the list of activities in Schedule VII to the Act	Local area (Yes/ No)	Location of the project		Project dura-tion	Total amount allocated for the project (in ₹)	Amount spent in the current financial Year (in ₹)	Amount transferred to Unspent CSR Account for the project as per Section 135(6) (in ₹)	Mode of Imple-menta-tion	Mode of Implementation –Through Implementing Agency	
				State	District					Direct (Yes/No)	Name	CSR Reg-istration number
62	Fees towards Monitoring, Documentation & Evaluation of CSR Projects paid to 3rd party Evaluator OKDISCD, Guwahati	Rural / Other backward area Development	Yes	States (All Project/ Plants)	Districts (All Project/ Plants)	1 Year	2420000.00	2420000.00	NIL	Yes	N/A	
63	Construction of toilet at Dorbar Maraikaphon, Sohra Syiemship, Cherrapunjee	Swachh Bharat Abhiyaan	Yes	Meghalaya	East Khasi Hills	1 Year	512000.00	512000.00	NIL	Yes	N/A	
64	Construction of toilet at St. Dominic School, Nongrah, Shillong	Swachh Bharat Abhiyaan	Yes	Meghalaya	East Khasi Hills	1 Year	450000.00	225000.00	NIL	Yes	N/A	
65	Financial assistance for procurement of hospital equipment to Civil Hospital, Nongpoh	Preventive Health Care & nutrition	Yes	Meghalaya	Ri-Bhoi (Aspirational District)	1 Year	12392789.00	12392786.00	NIL	Yes	N/A	
66	Construction/ Upgradation of 16 Nos. Anganwadi centres in Ri-bhoi District, Meghalaya	Preventive Health Care & nutrition	Yes	Meghalaya	Ri-Bhoi (Aspirational District)	1 Year	16000000.00	7000000.00	NIL	Yes	N/A	
67	Providing Financial assistance for construction of classrooms to Ri-bhoi Presbytarian Synod English Secondary School, Bhoirymbong	Education	Yes	Meghalaya	Ri-Bhoi (Aspirational District)	1 Year	970852.00	970852.00	NIL	Yes	N/A	
68	Providing Financial assistance for extension of classrooms UP School at Dorbar Shnong Pamlaban, Raid Nongtham	Education	Yes	Meghalaya	Ri-Bhoi (Aspirational District)	1 Year	970852.00	970852.00	NIL	Yes	N/A	
69	Providing Financial assistance for construction of classrooms at UP School to Dorbar Shnong Laiphew Diengngan, Raid Narilen, Myliem Syiemship	Education	Yes	Meghalaya	Ri-Bhoi (Aspirational District)	1 Year	970852.00	970852.00	NIL	Yes	N/A	
70	Providing Financial assistance for construction of classrooms Nongtyrlaw L.P. School to Dorbar Shnong Nongtyrlaw	Education	Yes	Meghalaya	Ri-Bhoi (Aspirational District)	1 Year	970852.00	485426.00	NIL	Yes	N/A	

PARTICULARS OF CSR

1	2	3	4	5		6	7	8	9	10	11	
Sl. No.	Name of the Project	Item from the list of activities in Schedule VII to the Act	Local area (Yes/ No)	Location of the project		Project dura-tion	Total amount allocated for the project (in ₹)	Amount spent in the current financial Year (in ₹)	Amount transferred to Unspent CSR Account for the project as per Section 135(6) (in ₹)	Mode of Imple-menta-tion	Mode of Implementation –Through Implementing Agency	
				State	District					Direct (Yes/No)	Name	CSR Reg-istration number
71	Providing financial assistance for construction of class room at Umta Secondary School to Dorbar Shnong Umta, Raid Narleln, Mylliem Syiemship	Education	Yes	Meghalaya	Ri-Bhoi (Aspirational District)	1 Year	970852.00	970852.00	NIL	Yes	N/A	
72	Providing financial assistance for construction of class room at Mawphrow U.P. School, Nongpoh to Dorbar Shnong Mawphrow, Mylliem Syiemship	Education	Yes	Meghalaya	Ri-Bhoi (Aspirational District)	1 Year	970852.00	970852.00	NIL	Yes	N/A	
73	Financial assistance for construction of classroom to Mount Olive Education Society, Kyrdemkulai 6 KM	Education	Yes	Meghalaya	Ri-Bhoi (Aspirational District)	1 Year	970852.00	485426.00	NIL	Yes	N/A	
74	Financial assistance for construction of classroom to Mawnohsynrum Upper Primary School, Raid Madan Kyrdem	Education	Yes	Meghalaya	Ri-Bhoi (Aspirational District)	1 Year	970852.00	485426.00	NIL	Yes	N/A	
75	Providing financial assistance for construction of classrooms at Umling Govt. LP School to Rangbah shnong Umling Raid Nongkhrah	Education	Yes	Meghalaya	Ri-Bhoi (Aspirational District)	1 Year	970852.00	970852.00	NIL	Yes	N/A	
76	Providing financial assistance for construction of classrooms at Mawiong LP School to Dorbar Shnong Mawiong, Raid Nonglyngdoh	Education	Yes	Meghalaya	Ri-Bhoi (Aspirational District)	1 Year	970852.00	970852.00	NIL	Yes	N/A	
77	Providing 3 (three) Nos. Maruti EECO Ambulances to 3 (three) nos. Villages in Ri-bhoi District, Meghalaya	Preventive Health Care	Yes	Meghalaya	Ri-Bhoi (Aspirational District)	Extended from FY 2018-19	2194131.00	1661457.00	NIL	Yes	N/A	
		Total	-	-	-	-	66223651.00	48477479.00	-	-	-	-

PARTICULARS OF CSR

(b) Details of CSR amount spent against other than ongoing projects for the financial year:

1	2	3	4	5		6	7	8
Sl. No.	Name of the Project	Item from the list of activities in schedule VII to the Act	Local area (Yes/ No)	Location of the project		Amount spent for the project (In ₹)	Mode of implementation - Direct (Yes/ No)	Mode of implementation - Through implementing agency
				State	District			Name and CSR registration number
1	Renovation works of School Building of Chi-Chia Tiniali L.P. School, P.O.: Bokuloni Chariali	Promoting Education	Yes	Assam	Dibrugarh	863985.00	Yes	N/A
2	Permanent internal wiring & electrification of Madhuting M.E. School, P.O.: Bhadoipanchali	Promoting Education	Yes	Assam	Dibrugarh	103042.00	Yes	N/A
3	Permanent internal wiring & electrification of Tipling Naoholia L.P. School, P.O.: Naoholia	Promoting Education	Yes	Assam	Dibrugarh	68647.00	Yes	N/A
4	Permanent internal wiring and electrification of Borkula L.P. School, P.O.: Naoholia	Promoting Education	Yes	Assam	Dibrugarh	68647.00	Yes	N/A
5	Permanent internal wiring and electrification of Mohabirbari Tea Garden L.P. School, P.O.: Bokuloni Chariali	Promoting Education	Yes	Assam	Dibrugarh	81936.00	Yes	N/A
6	Permanent internal wiring and electrification of Anandabari Tea Estate L.P. School, P.O.: Bokuloni Chariali	Promoting Education	Yes	Assam	Dibrugarh	75680.00	Yes	N/A
7	Permanent internal wiring & electrification of 130 No. Fakelajan L.P. School, P.O.: Bhadoipanchali, Dist. Dibrugarh	Promoting Education	Yes	Assam	Dibrugarh	90714.00	Yes	N/A
8	Permanent internal wiring & electrification of Conference Hall at Chichla Bokuloni M.V. School, P.O.: Bhadoipanchali	Promoting Education	Yes	Assam	Dibrugarh	133039.00	Yes	N/A
9	Construction of floor at Namghar and auditorium at Ushapur Borbam goan, P.O.: Ushapur	Rural / Other backward area Development	Yes	Assam	Dibrugarh	313055.00	Yes	N/A
10	Construction of Toilet, Floor and ceiling, door & window of Bhadoi Branch Sahitya Sobha, Bhadoi Panchali	Swachh Bharat Abhiyan	Yes	Assam	Dibrugarh	569993.00	Yes	N/A

NEEPCO New Delhi North Eastern Electric Power Corporation

1	2	3	4	5		6	7	8
Sl. No.	Name of the Project	Item from the list of activities in schedule VII to the Act	Local area (Yes/ No)	Location of the project		Amount spent for the project (in ₹)	Mode of implementation - Direct (Yes/ No)	Mode of implementation - Through implementing agency
				State	District			Name and CSR registration number
11	Renovation and Development of the entire park of Sasoni Merbeel Eco Tourism Project	Rural / Other backward area Development	Yes	Assam	Dibrugarh	796786.00	Yes	N/A
12	Construction of green room of Rupjyoti Yubak Sangha & Community Centre, Tipam, Joypur	Rural / Other backward area Development	Yes	Assam	Dibrugarh	565978.00	Yes	N/A
13	Renovation works of School Building of Tipam Phakeyal M.V. School, P.O.: Tipam	Promoting Education	Yes	Assam	Dibrugarh	349545.00	Yes	N/A
14	Providing 2 Nos. water filter for Madhuting M.E. School, P.O.: Bhadoipanchali	Promoting Education	Yes	Assam	Dibrugarh	84440.80	Yes	N/A
15	Providing 5 pairs desk bench to Tipling Naoholia L.P. School, P.O.: Naoholia	Promoting Education	Yes	Assam	Dibrugarh	84440.80	Yes	N/A
16	Providing 5 pairs desk bench to Borkula L.P. School, P.O.: Naoholia	Promoting Education	Yes	Assam	Dibrugarh	84440.80	Yes	N/A
17	Providing 5 pairs desk bench to Mohabirbari Tea Garden L.P. School, P.O.: Bokuloni Chariali.	Promoting Education	Yes	Assam	Dibrugarh	84440.80	Yes	N/A
18	Providing 25 pairs Desk bench to Joypor Higher Secondary School, Joypor	Promoting Education	Yes	Assam	Dibrugarh	84440.80	Yes	N/A
19	Construction of Building for Poultry Farming by persons with disabilities at Mrinal Jyoti Rehabilitation Centre, Duliajan	EDP	Yes	Assam	Dibrugarh	359100.00	Yes	N/A
20	Construction of a Sunglup student's Union library building in the Sunglup Village	Promoting Education	Yes	Nagaland	Wokha	649867.00	Yes	N/A
21	Construction of a community toilet in New Riphyim Village	Swachh Bharat Abhiyan	Yes	Nagaland	Wokha	146124.00	Yes	N/A
22	Providing One Ultrasonography to Urban PHC	Preventive Health Care	Yes	Nagaland	Wokha	946000.00	Yes	N/A
23	Construction of CC footpath and renovation of drinking water facilities in Japorigog High School, Guwahati	Promoting Education	Yes	Assam	Kamrup	277259.00	Yes	N/A
24	Providing PPE Kits/ Masks/ Face Shield/ Gloves to GMCH, Guwahati for COVID-19	Preventive Health Care	Yes	Assam	Kamrup	512574.00	Yes	N/A

PARTICULARS OF CSR

1	2	3	4	5		6	7	8
Sl. No.	Name of the Project	Item from the list of activities in schedule VII to the Act	Local area (Yes/ No)	Location of the project		Amount spent for the project (in ₹)	Mode of implementation - Direct (Yes/ No)	Mode of implementation - Through implementing agency
				State	District			Name and CSR registration number
25	Construction of Toilet Block at Chhayagoan Higher Secondary School in Kamrup District	Swachh Bharat Abhiyan	Yes	Assam	Kamrup	324047.00	Yes	N/A
26	Financial Assistance to Deputy Commissioner and DDMA, Dima Hasao, Assam to fight COVID-19 pandemic affects	Preventive Health Care	Yes	Assam	Dima Hasao	1000000.00	Yes	N/A
27	Construction of CC work around periphery of St.Alphonso Catholic Church, Sopo	Rural / Other backward area Development	Yes	Arunachal Pradesh	Papumpare	495900.00	Yes	N/A
28	Construction of Protection wall at Amchi village and Rub village general ground, Yazali	Rural / Other backward area Development	Yes	Arunachal Pradesh	Lower Subansiri	862751.00	Yes	N/A
29	Construction of Public Toilet at Shree Siddheswar Nath Shiv Mandir, Kardo, Ziro	Swachh Bharat Abhiyan	Yes	Arunachal Pradesh	Lower Subansiri	635690.00	Yes	N/A
30	Construction of 2 nos. Boy's toilet at Govt. High School & 1 No. Girl's Hostel of Govt. High School, Yazali	Swachh Bharat Abhiyan	Yes	Arunachal Pradesh	Lower Subansiri	631435.00	Yes	N/A
31	Contribution to PM CARES Fund	Preventive Health Care	Yes	Meghalaya	East Khasi Hills	18400000.00	Yes	N/A
32	PPE such as Triple Layer Mask, Hand Sanitizers and Hand Wash for the populace in and around NEEPCO operational areas	Preventive Health Care	Yes	States (All Project/ Plants)	Districts (All Project/ Plants)	1125659.00	Yes	N/A
33	NEEPCO CSR Support for COVID-19 to NEIGRIHMS, Shillong	Preventive Health Care	Yes	Meghalaya	East Khasi Hills	562590.00	Yes	N/A
34	Cold Chain Equpiments for COVID Vaccination Programme i.e Ice Line Refrigerators and Deep freezers to the State of Meghalaya (including transportation)	Preventive Health Care	Yes	Meghalaya	East Khasi Hills	949776.00	Yes	N/A
35	Hand Sanitisers for Schools and Colleges in Ri-Bhoi District, Meghalaya	Preventive Health Care	Yes	Meghalaya	East Khasi Hills	425238.00	Yes	N/A
36	Providing Cricketing Kits to Meghalaya Police Cricket Team	Promoting Sports	Yes	Meghalaya	East Khasi Hills	101630.00	Yes	N/A
	Total	-	-	-	-	32908891.00	-	-

NEEPCO New Delhi North Eastern Electric Power Corporation

(d) Amount spent in Administrative Overheads : Nil

(e) Amount spent on Impact Assessment, if applicable : NA

(f) Total amount spent for the Financial Year (8b+8c+8d+8e) : ₹8,13,86,370.00

(g) Excess amount for set off, if any

Sl. No.	Particular	Amount (in ₹)
(i)	Two percent of average net profit of the company as per section 135(5)	7,28,18,000.00
(ii)	Total amount spent for the Financial Year	8,13,86,370.00
(iii)	Excess amount spent for the financial year [(ii)-(i)]	85,68,370.00
(iv)	Surplus arising out of the CSR projects or programmes or activities of the previous financial years, if any	Nil
(v)	Amount available for set off in succeeding financial years [(iii)-(iv)]	85,68,370.00

9. (a) Details of Unspent CSR amount for the preceding three financial years:

Sl. No.	Preceding Financial Year	Amount transferred to Unspent CSR Account under section 135 (6) (in ₹)	Amount spent in the reporting Financial Year (in ₹)	Amount transferred to any fund specified under Schedule VII as per section 135(6), if any			Amount remaining to be spent in succeeding financial years. (in ₹)
				Name of the Fund	Amount (in ₹)	Date of transfer	
1.	2017-18	Nil	Nil	NA	NA	NA	Nil
2.	2018-19	Nil	Nil	NA	NA	NA	Nil
3.	2019-20	Nil	Nil	NA	NA	NA	Nil
	TOTAL	Nil	Nil	NA	NA	NA	Nil

(b) Details of CSR amount spent in the financial year for ongoing projects of the preceding financial year(s):

1	2	3	4	5	6	7	8	9
Sl. No.	Project ID	Name of the Project	Financial Year in which the project was commenced	Project duration	Total amount allocated for the project (in ₹)	Amount spent on the project in the report-ing Financial Year (in ₹)	Cumulative amount spent at the end of reporting Financial Year (in ₹)	Status of the project - Completed / Ongoing
1	AGTCCPP, Tripura	Providing 15 nos. Bed Single (for orphanage child) and 15 nos. Crompton ceiling fan to Santikali Children Home for Tribal boys at Chachu Para, Mohanpur, Tripura (West)	FY 2019-20	1 Year	245895.00	19800.00	233400.00	Completed
2	AGTCCPP, Tripura	Providing Double Joint Benches, Ceiling Fan- Crompton Make to Lembuchhara S/B School, Jirenia, Tripura (West)	FY 2019-20	1 Year	134820.00	26400.00	117608.00	Completed
3	AGTCCPP, Tripura	Providing 4 nos. ceiling fans to Chaitra Mohan Mukumu J.B School, S.N.Colony, Jirania, Tripura (West)	FY 2019-20	1 Year	7975.00	5280.00	5440.00	Completed
4	AGTCCPP, Tripura	Providing Desktop PC, UPS, Printer to Gandhigram H.S. School, Mohanpur, West Tripura	FY 2019-20	1 Year	51002.00	1560.00	44272.00	Completed
5	DHEP, Nagaland	Meritorious Scholarship	FY 2019-20	1 Year	36000.00	36000.00	36000.00	Completed
6	DHEP, Nagaland	Providing Flood fighting equipments to Deputy Commisioner, Golaghat for distributing among the villages at the downstream of Doyang Hydro Electric Project (2019-20)	FY 2019-20	1 Year	566000.00	193640.00	332088.00	Completed
7	Guwahati, Assam	Providing financial assistance to Savera, Guwahati, Assam for providing coaching classes to unprivileged children	FY 2019-20	1 Year	226000.00	19600.00	126970.00	Completed

PARTICULARS OF CSR

1	2	3	4	5	6	7	8	9
Sl. No.	Project ID	Name of the Project	Financial Year in which the project was commenced	Project duration	Total amount allocated for the project (in ₹)	Amount spent on the project in the reporting Financial Year (in ₹)	Cumulative amount spent at the end of reporting Financial Year (in ₹)	Status of the project - Completed / Ongoing
8	Guwahati, Assam	Financial assistance for construction of Class Room at Srimanta Sanker Dev Senior Secondary School, Gerimari Village, Mangaldoi	FY 2019-20	1 Year	900000.00	600000.00	900000.00	Completed
9	Guwahati, Assam	Providing 1 No. Mahindra Bolero Ambulance to Brahmakumari Rajyoga Centre, Guwahati (Registration and Other related cost)	FY 2018-19	Extended from FY 2018-19	731377.00	14911.00	714901.00	Completed
10	KaHEP, Arunachal Pradesh	Costruction of Boundary fencing and Gate around medical subcentre building at Bich Camp Village, Khuppi	FY 2019-20	1 Year	477617.00	383429.00	788802.00	Completed
11	KaHEP, Arunachal Pradesh	Construction of Protection wall of General Hospital Bomdila	FY 2019-20	1 Year	961396.00	961396.00	961396.00	Completed
12	KaHEP, Arunachal Pradesh	Construction of protection wall at Mushaksing Village	FY 2019-20	1 Year	970000.00	970000.00	970000.00	Completed
13	KHEP, Assam	Construction of Ring well at Haplai Raji village	FY 2019-20	1 Year	108715.00	10871.00	108715.00	Completed
14	KHEP, Assam	Construction of Gorkha Cultural Complex- cum Community hall at New Tumbung Village, Umrongso against Kopili H.E Plant, Umrongso	FY 2019-20	1 Year	996459.00	596928.00	995512.00	Completed
15	KHEP, Assam	Construction of Footpath at Umrongso High School	FY 2019-20	1 Year	81566.00	-49.00	81517.00	Completed
16	KHEP, Assam	Construction of Road (concrete block pavement) from main Road to Kopili High School	FY 2019-20	1 Year	631211.00	(937.00)	630271.00	Completed
17	KHEP, Assam	Construction of Ring well at Dima Raji English School	FY 2019-20	1 Year	108715.00	10593.00	108437.00	Completed
18	KHEP, Assam	Construction of public toilet at Umrangso Civil Hospital	FY 2018-19	Extended from FY 2018-19	255833.00	(2266.00)	253567.00	Completed
19	KHEP, Assam	Construction of Toilet at looksi Presbyterian Upper Primary School, looksi, West Jaintia Hills, Meghalaya (Balance Payment GST Provision)	FY 2018-19	Extended from FY 2018-19	582989.00	88930.00	582989.00	Completed
20	KHEP, Assam	Construction of Public Toilet at Lanku	FY 2019-20	1 Year	358597.00	268948.00	358597.00	Completed
21	KHEP, Assam	Construction of Toilet and Bathroom at ITI, Hostel, Haflong	FY 2019-20	1 Year	356023.00	284822.00	356028.00	Completed
22	PHEP, Arunachal Pradesh	Construction of Sanitary Toilet near Police check point tinali at Midpu Village, Doimukh, Arunachal Pradesh	FY 2019-20	1 Year	362664.00	362638.00	362638.00	Completed
23	PHEP, Arunachal Pradesh	Construction of office building for Capital Complex Tribal Mishing Abar Welfare Society at Gumto-II, Doimukh	FY 2019-20	1 Year	941729.00	941721.00	941721.00	Completed

1	2	3	4	5	6	7	8	9
Sl. No.	Project ID	Name of the Project	Financial Year in which the project was commenced	Project duration	Total amount allocated for the project (in ₹)	Amount spent on the project in the report-ing Financial Year (in ₹)	Cumulative amount spent at the end of reporting Financial Year (in ₹)	Status of the project - Completed / Ongoing
24	PHEP, Arunachal Pradesh	Construction of Toilets with water connection at Govt. Primary School, under Gumto Circle, Doimukh	FY 2019-20	1 Year	478716.00	478715.00	478715.00	Completed
25	RHEP, Arunachal Pradesh	Providing of 3 (three) nos of dustbins in the market areas in the vicinity of the NEEPCO Colony Complex at 43 Km	FY 2019-20	1 Year	394108.00	394108.00	394108.00	Completed
26	TGBP, Tripura	3 (three) nos. Medical Health Camp organised at Sepahijala district, Tripura	FY 2019-20	1 Year	243000.00	1200.00	78229.00	Completed
27	TGBP, Tripura	Constructions of Boundary wall to Sahapur SB School, Sonamura	FY 2019-20	1 Year	435307.00	435307.00	435307.00	Completed
28	TGBP, Tripura	Providing 2 nos. Computer & 1 no. printer to N.C. Institution, Sonamura	FY 2019-20	1 Year	127987.00	93287.00	93287.00	Completed
29	TGBP, Tripura	Providing 2 nos. Computer & 1 no. printer to Sahapur SB School, Sonamura	FY 2019-20	1 Year	127987.00	93287.00	93287.00	Completed
30	TGBP, Tripura	Providing 1 no. Computer to Sovapur Girls High School, Rabindranagar	FY 2019-20	1 Year	59994.00	43500.00	43500.00	Completed
31	TGBP, Tripura	Providing 2 nos. Computer & 1 no. Printer to Mother Teresa Siksha Niketan, Kathalia English Medium, Kathalia, Sonamura.	FY 2019-20	1 Year	127987.00	93287.00	93287.00	Completed
32	TGBP, Tripura	Providing 20 nos. double joint bench to Chandraibari J.B. School, Kalapania	FY 2019-20	1 Year	59472.00	59472.00	59472.00	Completed
33	TGBP, Tripura	Providing 20 nos. chair to Chandraibari J.B. School, Kalapania	FY 2019-20	1 Year	52864.00	55821.00	55821.00	Completed
34	TGBP, Tripura	Providing 20 nos. double joint bench to Ananda Marg School, Debnagar, Melaghar	FY 2019-20	1 Year	59472.00	62429.00	62429.00	Completed
35	TGBP, Tripura	Providing wooden table 05 nos. to Ananda Marg School, Debnagar, Melaghar	FY 2019-20	1 Year	19765.00	22722.00	22722.00	Completed
36	TGBP, Tripura	Providing wooden chair 5 nos. to Ananda Marg School, Debnagar, Melaghar	FY 2019-20	1 Year	13216.00	16170.00	16170.00	Completed
37	TGBP, Tripura	Providing 70 nos. double joint bench to Sovapur Girls High School, Sovapur	FY 2019-20	1 Year	208152.00	211109.00	211109.00	Completed
38	TGBP, Tripura	Providing 30 nos. Double joint bench to Utter Monarchak High School, Sonamura	FY 2019-20	1 Year	89208.00	92165.00	92165.00	Completed
39	TGBP, Tripura	Providing 10 nos. Hand Chair to Uttar Monarchak High School, Sonamura	FY 2019-20	1 Year	26432.00	29389.00	29389.00	Completed
40	TGBP, Tripura	Providing 10 nos. table to Uttar Monarchak High School, Sonamura	FY 2019-20	1 Year	39530.00	42487.00	42487.00	Completed

1	2	3	4	5	6	7	8	9
Sl. No.	Project ID	Name of the Project	Financial Year in which the project was commenced	Project duration	Total amount allocated for the project (in ₹)	Amount spent on the project in the reporting Financial Year (in ₹)	Cumulative amount spent at the end of reporting Financial Year (in ₹)	Status of the project - Completed / Ongoing
41	TGBP, Tripura	Providing 30 nos. joint bench to President Secretary, Mother Teressa Siksha Niketan, Kathalia English Medium, Kathalia	FY 2019-20	1 Year	89208.00	92165.00	92165.00	Completed
42	TGBP, Tripura	Providing 10 nos. ceiling fans to Sahapur SB School, Sonamura	FY 2019-20	1 Year	29990.00	22000.00	22000.00	Completed
43	TGBP, Tripura	Providing 10 nos. ceiling fans to Tarini Sundari Girls High School, Monarchak, Sonamura	FY 2019-20	1 Year	29990.00	22000.00	22000.00	Completed
44	TGBP, Tripura	Providing 24 nos. ceiling fans to Tarapukur JB School, Monarchak, Sonamura	FY 2019-20	1 Year	71976.00	22000.00	22000.00	Completed
45	TGBP, Tripura	Construction of Toilet (2+2) Ananda Marg Primary School, Debnagar, Melaghar	FY 2019-20	1 Year	334282.00	334282.00	334282.00	Completed
46	TGBP, Tripura	Construction of Toilet (2+2) to Tarani Sundari Girls High School, Monarchak, Sonamura	FY 2019-20	1 Year	329619.00	329619.00	329619.00	Completed
47	TGBP, Tripura	Construction of Girls Toilet (2+2) and water Tank to Tarapukur J.B School, Monarchak, Sonamura	FY 2019-20	1 Year	403041.00	403041.00	403041.00	Completed
48	TGBP, Tripura	Construction of Boys Toilet (2+2) and water Tank to Induria High School, Monarchak, Sonamura	FY 2019-20	1 Year	405577.00	405577.00	405577.00	Completed
49	TrHEP, Mizoram	Provide ambulance to Zoram Drivers Union (ZDU) as recommended by DC Kolasib, Mizoram	FY 2019-20	1 Year	763946.00	545861.50	545861.50	Completed
50	TrHEP, Mizoram	Provide ambulance to Sinlung Hills Council, Sakawrdai, Mizoram	FY 2019-20	1 Year	763946.00	545861.50	545861.50	Completed
51	TrHEP, Mizoram	Construction of MUP Building at North Hlimen Village	FY 2019-20	1 Year	657354.00	657354.00	657354.00	Completed
52	TrHEP, Mizoram	Construction of toilet at High School, Saiphai	FY 2019-20	1 Year	551570.00	551570.00	551570.00	Completed
53	TrHEP, Mizoram	Meritorious Scholarship	FY 2019-20	1 Year	108000.00	108000.00	108000.00	Completed
54	TrHEP, Mizoram	Construction of toilet at Health sub-centre, Saipum	FY 2019-20	1 Year	511603.00	511603.00	511603.00	Completed
55	Wah Umiam St. III, Meghalaya	Construction of Foot bridge at Weiphynnai Nala, Thieddieng Village	FY 2019-20	1 Year	459077.00	456995.00	456995.00	Completed
56	Wah Umiam St. III, Meghalaya	Renovation of Dorbar Hall at Thieddieng Village	FY 2019-20	1 Year	987842.00	987860.00	987860.00	Completed
57	Wah Umiam St. III, Meghalaya	Construction of toilet at J.J.M. Nichols Roy Secondary School, Mawsynram	FY 2019-20	1 Year	341205.00	321612.00	321612.00	Completed

1	2	3	4	5	6	7	8	9
Sl. No.	Project ID	Name of the Project	Financial Year in which the project was commenced	Project duration	Total amount allocated for the project (in ₹)	Amount spent on the project in the report-ing Financial Year (in ₹)	Cumulative amount spent at the end of reporting Financial Year (in ₹)	Status of the project - Completed / Ongoing
58	Wah Umiam St. III, Meghalaya	Construction of Toilet for the OPD at St. Francis Xavier's Convent at Mawsynram	FY 2019-20	1 Year	341205.00	322423.00	322423.00	Completed
59	Head Quarter, Meghalaya	Financial assistance to Iatylli Self Help Group, Amshati Village, West Jaintia Hills For Food Processing unit at RRPU	FY 2017-18	Extended from FY 2018-19	711000.00	355500.00	711000.00	Completed
60	Head Quarter, Meghalaya	Financial assistance to Dorbar Shnong Pomlum, Upper Shillong for construction of Community Hall	FY 2019-20	1 Year	1000000.00	500000.00	1000000.00	Completed
61	Head Quarter, Meghalaya	Construction of Classroom at Khadsawphra College, Mairang	FY 2019-20	1 Year	1000000.00	500000.00	1000000.00	Completed
62	Head Quarter, Meghalaya	Fees towards Monitoring, Documentation & Evaluation of CSR Projects paid to 3rd party Evaluator OKDISCD, Guwahati	FY 2019-20	1 Year	2420000.00	2420000.00	2420000.00	Completed
63	Head Quarter, Meghalaya	Construction of toilet at Dorbar Maraikaphon, Sohra Syiemship, Cherrapunjee	FY 2019-20	1 Year	512000.00	512000.00	512000.00	Completed
64	Head Quarter, Meghalaya	Construction of toilet at St. Dominic School, Nongrah, Shillong	FY 2019-20	1 Year	450000.00	225000.00	450000.00	Completed
65	Aspirational District, Ri-Bhoi, Meghalaya	Financial assistance for procurement of hospital equipment to Civil Hospital, Nongpoh, Ri-bhoi District	FY 2019-20	1 Year	12392789.00	12392786.00	12392786.00	Completed
66	Aspirational District, Ri-Bhoi, Meghalaya	Construction/Upgradation of 16 Nos. Anganwadi centres in Ri-bhoi District, Meghalaya	FY 2019-20	1 Year	16000000.00	7000000.00	7000000.00	Ongoing
67	Aspirational District, Ri-Bhoi, Meghalaya	Providing Financial assistance for construction of classrooms to Ri-bhoi Presbytarian Synod English Secondary School, Bhoirymbong, Ri-bhoi District, Meghalaya	FY 2019-20	1 Year	970852.00	970852.00	970852.00	Completed
68	Aspirational District, Ri-Bhoi, Meghalaya	Providing Financial assistance for extension of classrooms UP School at Dorbar Shnong Pamlaban, Raid Nongtham, Ri-bhoi District, Meghalaya	FY 2019-20	1 Year	970852.00	970852.00	970852.00	Completed
69	Aspirational District, Ri-Bhoi, Meghalaya	Providing Financial assistance for construction of classrooms at UP school to Dorbar Shnong Laiphew Diengngan, Raid Narlien, Mylliem Syiemship, Ri-bhoi District, Meghalaya	FY 2019-20	1 Year	970852.00	970852.00	970852.00	Completed
70	Aspirational District, Ri-Bhoi, Meghalaya	Providing Financial assistance for construction of classrooms Nongtyrlaw L.P. School to Dorbar Shnong Nongtyrlaw, Raid Nonglyngdoh, Ri-bhoi District, Meghalaya	FY 2019-20	1 Year	970852.00	485426.00	970852.00	Completed

1	2	3	4	5	6	7	8	9
Sl. No.	Project ID	Name of the Project	Financial Year in which the project was commenced	Project duration	Total amount allocated for the project (in ₹)	Amount spent on the project in the reporting Financial Year (in ₹)	Cumulative amount spent at the end of reporting Financial Year (in ₹)	Status of the project - Completed / Ongoing
71	Aspirational District, Ri-Bhoi, Meghalaya	Providing financial assistance for construction of class room at Umta Secondary School to Dorbar Shnong Umta, Raid Narlein, Mylliem Syiemship, Ri-bhoi District, Meghalaya	FY 2019-20	1 Year	970852.00	970852.00	970852.00	Completed
72	Aspirational District, Ri-Bhoi, Meghalaya	Providing financial assistance for construction of class room at Mawphrow U.P. School, Nongpoh to Dorbar Shnong Mawphrow, Mylliem Syiemship, Ri-bhoi District, Meghalaya	FY 2019-20	1 Year	970852.00	970852.00	970852.00	Completed
73	Aspirational District, Ri-Bhoi, Meghalaya	Financial assistance for construction of classroom to Mount Olive Education Society, Kyrdemkulai 6 KM, Ri-Bhoi District, Meghalaya	FY 2019-20	1 Year	970852.00	485426.00	970852.00	Completed
74	Aspirational District, Ri-Bhoi, Meghalaya	Financial assistance for construction of classroom to Mawnohsynrum Upper Primary School, Raid Madan Kyrdem, Ri-Bhoi District, Meghalaya	FY 2019-20	1 Year	970852.00	485426.00	970852.00	Completed
75	Aspirational District, Ri-Bhoi, Meghalaya	Providing financial assistance for construction of classrooms at Umling Govt. LP School to Rangbah shnong Umling Raid Nongkhrah, Ri-Bhoi District, Meghalaya	FY 2019-20	1 Year	970852.00	970852.00	970852.00	Completed
76	Aspirational District, Ri-Bhoi, Meghalaya	Providing financial assistance for construction of classrooms at Mawiong LP School to Dorbar Shnong Mawiong, Raid Nonglyngdoh, Ri-Bhoi District, Meghalaya	FY 2019-20	1 Year	970852.00	970852.00	970852.00	Completed
77	Aspirational District, Ri-Bhoi, Meghalaya	Providing 3 (three) Nos. Maruti EECO Ambulances to 3 (three) nos. Villages in Ri-bhoi District, Meghalaya	FY 2018-19	Extended from FY 2018-19	2194131.00	1661457.00	1661457.00	Completed
		Total	-	-	66223651.00	48477479.00	55807940.00	-

10. **In case of creation or acquisition of capital asset, furnish the details relating to the asset so created or acquired through CSR spent in the financial year (asset-wise details).**

No capital/asset was created or acquired by the Company for the financial year 2020-21 through CSR spent.

11. **Specify the reason(s), if the company has failed to spend two per cent of the average net profit as per section 135(5) :**

Not Applicable.

(Vinod Kumar Singh)
Chairman & Managing Director
DIN: 07471291
Chairman of CSR Committee

(Anil Kumar)
Director (Personnel)
DIN: 08376723

(P. K. Bora)
Executive Director (CSR)
Nodal Officer - CSR

Dated: 26-08-2021
Place: New Delhi

ANNUAL REPORT

2021-22



नीपको
NEEPCO

North Eastern Electric Power Corporation Limited

Schedule-A, Miniratna Category-I, Government of India Enterprise

नार्थ ईस्टर्न इलेक्ट्रिक पावर कॉर्पोरेशन नई दिल्ली
नीपको NEEPCO
North Eastern Electric Power Corporation New Delhi

PERFORMANCE AT A GLANCE

(₹ in lakhs)

	FINANCIAL DATA (STANDALONE ACCOUNTS)	FY 2021-22	FY 2020-21
A	Revenue from Operation	320684.33	228809.42
B	Other Income	9512.34	26634.86
C	Total Revenue (A + B)	330196.67	255444.28
D	Fuel cost	63488.96	49454.08
E	Employees benefit expenses	46518.08	42644.29
F	Finance cost	58198.79	50932.61
G	Depreciation and amortization expenses	80781.94	65614.53
H	Other expenses	45824.08	38154.80
I	Total expenses (D + E + F + G + H)	294811.85	246800.31
J	Profit before Tax, Exceptional items and Movement in R.D.A. Balances (C – I)	35384.82	8643.97
K	Exceptional items – (Income)/ Expenses	-	4076.02
L	Profit before Tax and Movement in R.D.A. Balances (J – K)	35384.82	4567.95
M	Movement in Regulatory Deferral Accounts (R.D.A.) balances	7960.47	4522.55
N	Profit before tax (L + M)	43345.29	9090.50
O	Tax Expenses	22115.92	4300.35
P	Profit after Tax (N - O)	21229.37	4790.15
Q	Other Comprehensive Income/ (expenses) (net of tax)	(1306.16)	(818.45)
R	Total Comprehensive Income (P + Q)	19923.21	3971.70
S	Earnings before Interest, Tax, Depreciation & Amortization excluding exceptional or extra-ordinary items (EBITDA) (J + G + F)	174365.55	125191.11
T	Earnings before Interest and Tax (EBIT) (S – G)	93583.61	59576.58
U	Earnings per share (in ₹)	0.59	0.13
V	Authorized Share Capital	500000.00	500000.00
W	Paid up Share Capital	360981.04	360981.04
X	Other Equity	294942.86	284019.65
Y	Net worth (W + X)	655923.90	645000.69
Z	Total Assets	1581310.39	1593203.94
AA	Long term borrowings	718899.93	755433.34
AB	Capital employed (Y + AA)	1374823.83	1400434.03
AC	CAPEX	70788.49	48359.12
AD	Interim Dividend	7500.00	-
AE	Final Dividend	1500.00	1500.00
AF	No. of employees	1911	2043

	FINANCIAL RATIOS	FY 2021-22	FY 2020-21
I	Asset Turnover Ratio (in %)	20.88	16.03
II	EBIDTA as a percentage of Income (in %)	52.81	49.01
III	Return on Net Worth (in %)	3.26	0.74
IV	Return on Capital Employed (in %)	6.81	4.25
V	Gross Operating Margin (₹ in lakh)	172813.68	99002.78
VI	PAT/Total employment (₹ in lakh)	11.11	2.34
VII	Debt Equity Ratio (in Times)	1.10	1.17

NEEPCO New Delhi North Eastern Electric Power Corporation

VIII	Liquidity Ratio (in Times)	0.46	0.50
IX	Current Ratio (in Times)	0.54	0.56
X	Debtors Turnover Ratio (in days)	27	92
XI	Debt Service Coverage Ratio (DSCR) (in Times)	1.18	0.63
XII	Interest Service Coverage ratio (ISCR) (in Times)	3.13	2.47
	OPERATING PERFORMANCE	**FY 2021-22**	**FY 2020-21**
A	Generation (in MU)	8120.29	6869.86
B	Installed Capacity (in MW)	2057	2057
C	Plant Availability Factor (in %)	78.41	79.61

Note 1: Asset Turnover Ratio = (Total Income/Total Assets) * 100

Note 2: EBIDTA as a percentage of Income = (EBIDTA/Total Income) * 100

Note 3: Return on Net Worth = (Profit After Tax/Average Net Worth) * 100

Note 4: Return on Capital Employed = (EBIT/Capital Employed) * 100

Note 5: Gross Operating Margin = Revenue from operation + Movement in R.D.A. Balances – Fuel Cost – Employees benefit expenses – Other expenses – Exceptional items (expenses)

Note 6: PAT/Total employment = Profit after Tax/ No. of employees

Note 7: Debt Equity Ratio = Long term borrowings/Total Equity

Note 8: Liquidity Ratio = (Total Current Assets – Inventories)/Total Current Liabilities

Note 9: Current Ratio = Total Current Assets /Total Current Liabilities

Note 10: Debtors Turnover Ratio = [(Trade receivables excluding "Unbilled amount")*365]/(Revenue from operation)

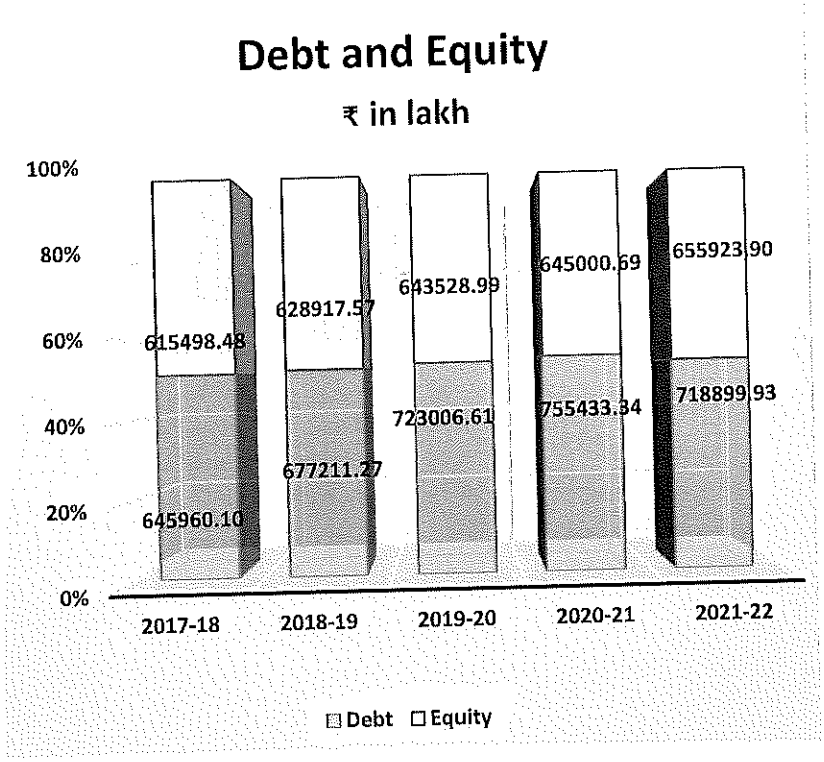

Debt = Long Term Borrowings
Equity = Paid up Share Capital and Other Equity

नार्थ ईस्टर्न इलेक्ट्रिक पावर कॉर्पोरेशन नई दिल्ली NEEPCO New Delhi North Eastern Electric Power Corporation

Equity Share Capital & Other Equity

₹ in lakhs

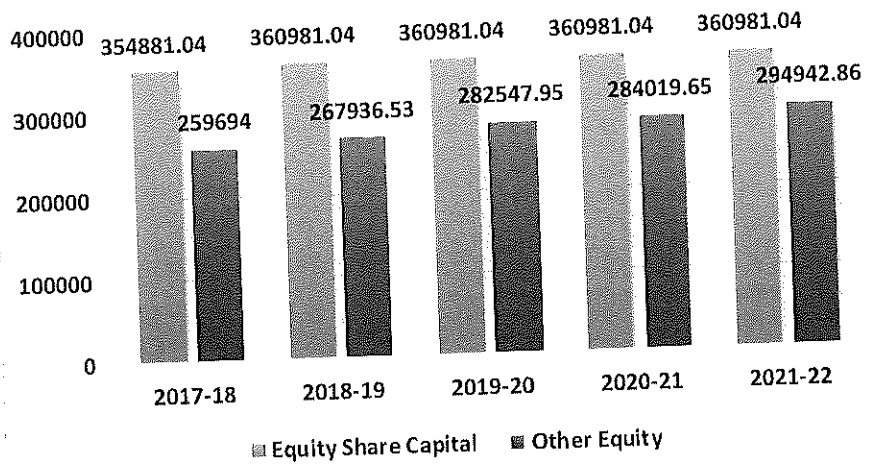

INCOME ANALYSIS

Total income of the Corporation for the year 2021-22 is ₹ 330196.67 lakh (previous year ₹ 255444.28 lakh).

Analysis of Expenditure w.r.t. Total income

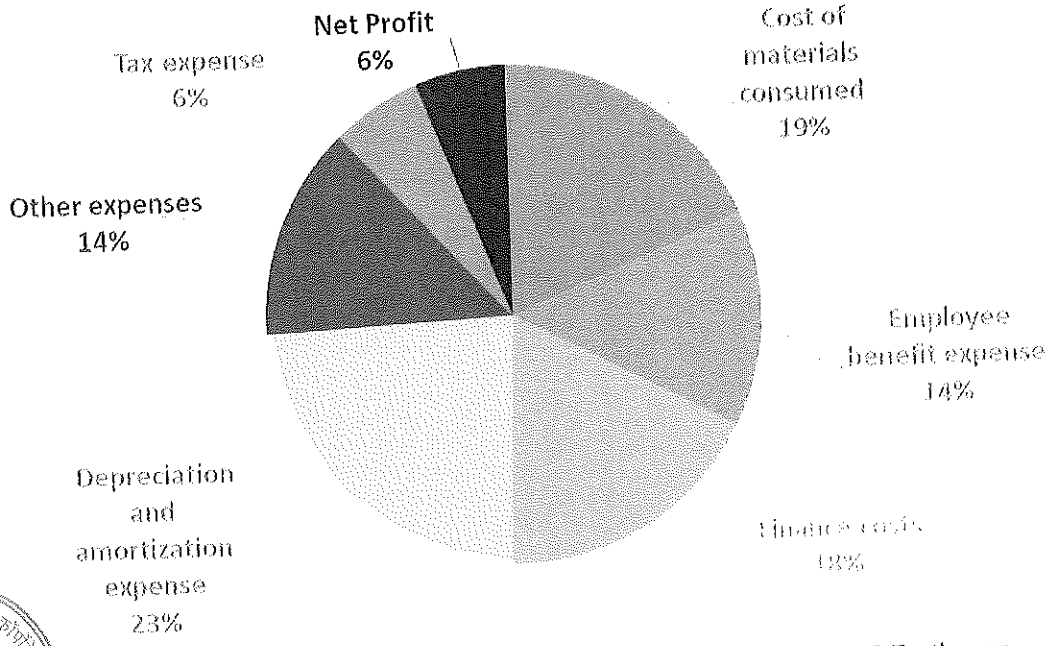

The above analysis excludes Movement in Regulatory Deferral Accounts balance & Tax thereon

नीपको NEEPCO New Delhi North Eastern Electric Power Corporation

Total Income and Profit After Tax

The Corporation earned a profit before tax (including movement in R.D.A. Balances) amounting to ₹43345.29 lakh as against of ₹ 9090.50 lakh during the previous financial year. Profit after tax for the current financial year amounts to ₹21229.37 lakh as against ₹4790.15 lakh during the previous financial year.

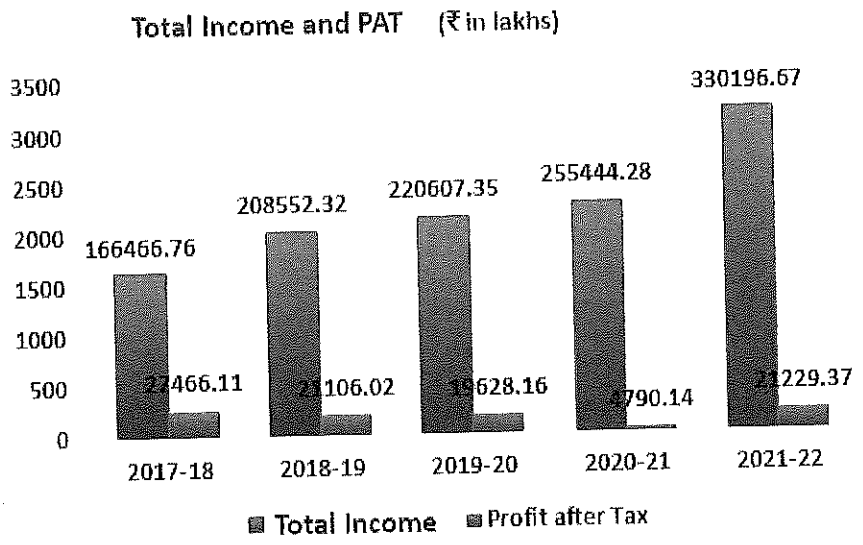

DIVIDEND

The Company has paid an interim dividend of ₹ 7500.00 lakhs for the FY 2021-22 in March 2022. Further, the Board of Directors have recommended a final dividend of ₹ 1500.00 lakhs for the aforesaid FY. Thus total dividend payout for the FY 2021-22 is ₹ 9000.00 lakhs, i.e., ₹ 0.25 per share (face value of ₹ 10.00 each). The dividend pay-out represents 42.4% of Profit after Tax (PAT). The final dividend shall be subjected to the Shareholders approval in the Annual General Meeting.



FINANCIAL REVIEW:

A. CAPITAL STRUCTURE

The Authorised Share Capital of the Corporation as on 31.03.2022 stood at ₹5,00,000.00 Lakh and the Paid up Capital was ₹3,60,981.04 lakh (Previous year ₹3,60,981.04 lakh).

B. LONG TERM BORROWINGS

During the Financial Year 2021-22, the Corporation has mobilised borrowings amounting to ₹20,000.00 lakh through "PSU Bond - (unsecured)" and ₹35,000.00 lakh "Term loan" from SBI.

C. NET WORTH

The Net Worth of the Corporation as on 31st March, 2022 is ₹6,55,923.90 lakh against ₹6,45,000.69 lakh as on 31st March, 2021 and thus a growth of 1.69% over the previous year.

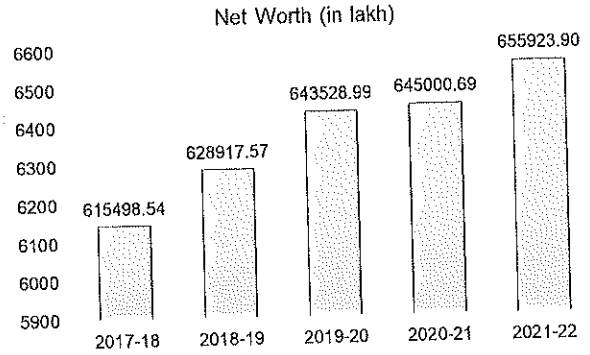

D. GROSS OPERATING MARGIN



The Gross Operating Margin of the Company as on 31.03.2022 is ₹1,72,813.68 lakh against ₹ 99,002.78 lakh as on 31st March, 2021.

E. STATUTORY AUDITOR

L. K. Kejriwal & Co, Chartered Accountants, Guwahati was appointed as the Statutory Auditor of the Company, by the Comptroller & Auditor General of India for the financial year 2021-22 and had conducted the Statutory Audit for the said financial year.

F. MANAGEMENT COMMENTS ON STATUTORY AUDITOR'S REPORT

The Statutory Auditor of the company has submitted their reports on the Financial Statements of the Company for the financial year 2021-22. The report of the Statutory Auditor dated the 14th May 2022 is given at **Annexure 6A** (for Stand-alone Financial statements) and **Annexure-6B** (for Consolidated Financial Statements). The Management's reply to the "Emphasis of Matters" of the Statutory Auditors Report is given in **ANNEXURE-6C.**

G. REVIEW OF ACCOUNTS BY COMPTROLLER & AUDITOR GENERAL OF INDIA

The Comptroller & Auditor General of India has conducted supplementary audit of the financial statements (Stand alone as well as Consolidated) of the Company for the FY 2021-22 under Section 143 (6) (a) of the Companies Act, 2013. Comments of the C&AG on the financial statements of your Company are given at **Annexure-7** for Standalone Financial statements and Consolidated Financial Statements.

H. COST AUDIT

As prescribed under the Companies (Cost Records and Audit) Rules, 2014, the Cost Accounting Records are being maintained by all operating stations of your Company. M/s A. C. Dutta & Co, Guwahati was appointed under section 148 of the Companies Act, 2013 as Cost Auditor for the financial year 2021-22 for conducting cost audit of cost accounting records of the Company. The Cost Audit for the year 2021-22 has been completed. The Cost Audit Report for the financial year ended March 31, 2022 shall be filed within the prescribed time under the Companies (Cost Records & Audit) Rules, 2014.

I. SECRETARIAL AUDITOR

M/s. Biman Debnath & Associates, Practicing Company Secretaries, Guwahati, was appointed as the Secretarial Auditor of the Company for conducting the secretarial audit for the year 2021-22. The Secretarial Audit Report in Form No.MR-3 for the financial year ended 31st March 2022 as audited by M/s. Biman Debnath & Associates, Practicing Company Secretaries is enclosed as **ANNEXURE -8.**

POWER STATIONS IN OPERATION:

POWER GENERATION

Achieved a total generation of 8120.29 MU against the MoU target of 8100 MU during the financial year 2021-22. Power generation achievement in FY 2021-22 vis-à-vis FY 2020-21 is shown below:

Power Station	MOU Generation Target (MU) FY 2021-22	Actual Generation (MU) FY 2021-22	Actual Generation (MU) FY 2020-21	Actual Plant Availability Factor (%) FY 2021-22	Actual Plant Availability Factor (%) FY 2020-21
Assam Gas Based Power Station (291 MW), Assam	1650	1787.10	1570.19	71.52	64.62
Agartala Gas Based Power Station (135 MW), Tripura	750	923.99	880.00	80.00	83.11
Tripura Gas Based Power Station (101 MW), Tripura	575	717.96	532.67	84.38	63.30
Thermal Total	**2975**	**3429.04**	**2982.86**		
Kopili Hydro Power Station (275MW), Assam					
Kopili Power Station (200 MW)	Under Renovation & Modernization				
Khandong Power Station (50 MW)	176	275.12	67.84	72.92	34.87
Khandong Stage-II Power Station (25 MW)	51	10.97	0.00	15.27	0.00
Doyang Hydro Power Station (75 MW), Nagaland	221	100.58	203.87	62.39	60.32
Ranganadi Hydro Power Station (405 MW), Arunachal Pradesh	1260	1154.28	1399.26	95.77	95.51
Tuirial Hydro Power Station (60 MW), Mizoram	181	137.42	158.83	73.02	74.27
Pare Hydro Power Station (110 MW), Arunachal Pradesh	430	430.55	522.30	98.18	90.53
Kameng Hydro Power Station (600 MW), Arunachal Pradesh	2800	2576.35	1529.57	70.66	86.09
Hydro Total	**5119**	**4685.27**	**3881.68**		
Monarchak Solar Power Station (5 MW), Tripura	6	5.98	5.33	13.61	12.13
NEEPCO Total	**8100**	**8120.29**	**6869.86**		-
Actual APAF (%) achieved during 2021-22 (Weighted Average)	**78.41**				

नॉर्थ ईस्टर्न इलेक्ट्रिक पावर कॉर्पोरेशन नई दिल्ली NEEPCO New Delhi North Eastern Electric Power Corporation

Note:

Reasons for shortfall in power generation w.r.t MoU target for Hydro Power Stations:

Khandong & Khandong Stage II Power Station:	Doyang Hydro Power Station (DHPS):	Ranganadi Hydro Power Station (RHPS)	Tuirial Hydro Power Station (THPS)	Kameng Hydro Power Station (KaHPS)
• Shutdown of Khandong Stage -I PS for APM and inspection/repairing of water conductor system from 20.01.2020 to 25.10.2021. • Shutdown of Khandong & Khandong Stage II PS from 10.01.2022 for repair of all Hydro Mechanical Gates and Head Race Tunnel. On 26.03.2022, a mishap occurred at the project when sudden and high inflow in reservoir overtopped the temporary bundh constructed for maintenance work found way through the Khandong tunnel intake and as a result both the power stations got flooded and some structures got damaged.	Less availability of reservoir water.	Less availability of reservoir water.	Less availability of reservoir water & low system demand.	Less availability of water and outage of the units for various reasons.

HYDRO POWER STATIONS:

A) 275 MW Kopili Hydro Power Station (KHPS), Assam

Kopili Hydro Power Station	Installed Capacity (MW)	Generation in Million Units			Normative Annual Plant Availability Factor (NAPAF) (%)	Actual achieved (APAF) (%) during 2021-22
Power Stations		Design Energy	MoU Target	Actual during 2021-22		
Kopili Power Station	200 (4 x 50 MW)	993.80	Under Renovation & Modernization			
Khandong Power Station	50 (2 x 25 MW)	277.65	176	275.12	67	72.92
Khandong Stage-II Power Station	25 (1 x 25 MW)	86.30	51	10.97	69	15.27
Total	**275**		**227.00**	**286.09**		

Present Status of Renovation & Modernization of 4X50 MW Kopili Power Station:

The Renovation & Modernization (R&M) works for the power station is in progress.

Project Cost vetted by CEA (excluding IDC&FC): ₹ 82412.00 lakh at Jan '21 Price Level (PL).

Commissioning Schedule:

- March 2023: 100 MW (2 Units)
- April 2023: 100 MW (2 Units)

(a) MAIN CIVIL CONSTRUCTION WORKS:

Dismantling of Adit – II and PCC in Penstock alignment is completed. Anchor Block Cutting and Dismantling of Steel liner of HRT are in advance stage of completion. Drilling & grouting upstream of Adit-II is in progress. In all other location drilling & grouting is completed.

(b) HYDRO MECHANICAL WORKS:

Supply of cladded steel plates conforming to ASTM 537 Class-II with SS cladding from Japan is completed (5405 MT). Fabrication of ferrules and erection is in progress.

(c) **POWER HOUSE/ SWITCHYARD/ GENERATOR TRANSFORMER YARD WORKS:**

Status of some major activities are as below:

- Electro-Mechanical package-87% design, 81% Procurement & 22% manufacturing of equipment have been completed.
- One refurbished MIV and three new MIVs along with associated components have reached site.
- Cleaning & surface preparation of Draft tube is in progress. Pressed plate for Unit 3 is received at site and fixing of new plates has commenced.
- Laying of pipelines & associated items have started and six pump sets are erected.
- Two Generator Transformers received at site. Laying of new rail line is in progress.
- PCC and other associated work in the Switchyard completed. Laying of new earth mat and erection of Lightning Arrestor (LA) is in progress..
- Draft Tube and Drainage dewatering system along with flood water pumps in Valve gallery for all the units commissioned.
- 2 sets of 220 V DC battery bank with charger panel erected and commissioned. 24 V and 48 V DC battery bank with charger panel is also erected and commissioned.

(d) **FINANCIAL PROGRESS**

- Total value of works and supplies awarded as on 31.03.2022 is ₹ 79423.00 Lakh.
- Cumulative Expenditure incurred up to 31.03.2022 against R&M works of 200 MW Kopili Power Station is ₹ 43646.00 Lakh.

(e) **CONSTRAINTS:**

- Delay in receipt of imported materials from Japan for Penstock delayed start of associated works of fabrication and erection of ferrules.

Restoration of 2 X 25 MW Khandong Power Station and 1 X 25 MW Khandong Stage – II Power Station:

Due to unprecedented rainfall and sudden peak of Khandong reservoir on 26/03/2022, reservoir water gushed into the Head Race Tunnel and thereafter entered both the Power Stations connected to the Khandong system.

Cleaning at various locations in both the power stations and assessment of damage is in progress.

B) **75 MW Doyang Hydro Power Station (DHPS), Nagaland**

Doyang Hydro Power Station	Installed Capacity (MW)	Generation in Million Units			Normative Annual Plant Availability Factor (NAPAF) (%)	Actual APAF (%) during 2021-22
		Design Energy	MoU Target	Actual during 2021-22		
	75 (3x 25 MW)	227.24	221	100.58	70	62.39

Generation & APAF shortfall of DHPS is due to very less availability of water.

C) **405 MW Ranganadi Hydro Power Station (RHPS), Arunachal Pradesh**

Ranganadi Hydro Power Station	Installed Capacity (MW)	Generation in Million Units			Normative Annual Plant Availability Factor (NAPAF) (%)	Actual APAF (%) during 2021-22
		Design Energy	MoU Target	Actual during 2021-22		
	405 (3 x 135 MW)	1293.73	1260	1154.28	88	95.77

Generation shortfall of RHPS is due to less availability of water.

D) **60 MW Tuirial Hydro Power Station (THPS), Mizoram**

Tuirial Hydro Power Station	Installed Capacity (MW)	Generation in Million Units			Normative Annual Plant Availability Factor (NAPAF) (%)	Actual APAF (%) during 2021-22
		Design Energy	MoU Target	Actual during 2021-22		
	60 (2 x 30 MW)	250.63	181	137.42	85	73.02

- Generation shortfall of THPS is due to less availability of reservoir water & low system demand. APAF shortfall is due to less availability of reservoir water.
- NTPC Board in its 509th meeting held on 25.03.2022 accorded approval to the total completion cost of the Tuirial Hydro Electric Project amounting to ₹ 1,42,247.00 Lakh including IDC & FC of ₹ 6,937.00 Lakh subject to the approval of Ministry of Power.

E) **110 MW Pare Hydro Power Station (PHPS), Arunachal Pradesh**

Pare Hydro Power Station.	Installed Capacity (MW)	Generation in Million Units			Normative Annual Plant Availability Factor (NAPAF) (%)	Actual APAF (%) during 2021-22
		Design Energy	MoU Target	Actual during 2021-22		
	110 (2x 55 MW)	506.42	430	430.55	85	98.18

- NTPC Board in its 509th meeting held on 25.03.2022 accorded approval to the total completion cost of the Pare Hydro Electric Project amounting to ₹ 1,65,674.00 Lakh (₹ 1,64,031.00 Lakh vetted cost + ₹ 1,643.00 Lakh notional FERV) including IDC & FC of ₹ 23,804.00 Lakh subject to approval of Ministry of Power.

F) **600 MW Kameng Hydro Power Station (KaHPS), Arunachal Pradesh**

Kameng Hydro Power Station.	Installed Capacity (MW)	Generation in Million Units			Normative Annual Plant Availability Factor (NAPAF) (%)	Actual APAF (%) during 2021-22
		Design Energy	MoU Target	Actual during 2021-22		
	600 (4 x 150 MW)	3353	2800	2576.35	85	70.66

- Generation & APAF shortfall of KaHPS was due to outage of the units for various reasons and intermittent less availability of water.
- The Revised Cost Estimate (RCE) of the project is being processed for obtaining approval as per the prescribed procedure of NTPC.

THERMAL POWER STATIONS

A) **291 MW Assam Gas Based Power Station (AGBPS) (Combined Cycle), Assam**

Assam Gas Based Power Station	Installed Capacity (MW)	Generation in Million Units			Normative Annual Plant Availability Factor (NAPAF) (%)	Actual APAF (%) during 2021-22
		Annual Energy	MoU Target	Actual during 2021-22		
	291 (6 x 33.5 MW + 3 x 30 MW)	1746	1650	1787.10	72	71.52

- The DPR for R&M /Life Extension of AGBPS is in final stage of preparation.

Assam Gas Based Power Station	Gas Supplier	Contracted Quantity (MMSCMD)	Average Gas supply (MMSCMD)		
			2019-20	2020-21	2021-22
	M/s OIL	1.40	1.33	1.26	1.42

- **Additionally, one Agreement drawn with M/s HOEC on 15.12.2021 for 0.28 MMSCMD Gas on fall back basis.**

B) 135 MW Agartala Gas Based Power Station (AgGBPS) (Combined Cycle), Tripura

Agartala Gas Based Power Station	Installed Capacity (MW)	Generation in Million Units			Normative Annual Plant Availability Factor (NAPAF) (%)	Actual APAF (%) during 2021-22
		Annual Energy	MoU Target	Actual during 2021-22		
	135 (4 x 21 MW + 2 x 25.5 MW)	810	750	923.99	85	80

Less achievement of APAF from AgGBPS is due to less gas availability.

Advance copy of the DPR is received from M/S NTPC consultancy on 10-01-2022. Preparation of the DPR for R&M/LE of AgGBPS is in advance stage.

Agartala Gas Based Power Station	Gas Supplier	Contracted Quantity (MMSCMD)	Average Gas supply (MMSCMD)		
			2019-20	2020-21	2021-22
	M/s GAIL	0.75	0.62	0.69	0.71

The Gas Sales and Transportation Contract between NEEPCO and GAIL, is for supply of 0.75 MMSCMD of gas to the power station, from the gas fields of M/s ONGC.

C) 101 MW Tripura Gas Based Power Station (TGBPS) (Combined Cycle), Tripura

Tripura Gas Based Power Station	Installed Capacity (MW)	Generation in Million Units			Normative Annual Plant Availability Factor (NAPAF) (%)	Actual APAF (%) during 2021-22
		Annual Energy	MoU Target	Actual during 2021-22		
	101 (1 x 65.42 MW + 1 x 35.58 MW)	752.05	575	717.96	85	84.38

Tripura Gas Based Power Station	Gas Supplier	Contracted Quantity (MMSCMD)	Average Gas supply (MMSCMD)		
			2019-20	2020-21	2021-22
	M/s ONGC	0.50	0.43	0.37	0.46

RENEWABLE ENERGY POWER STATION

5 MWp Monarchak Solar Power Station, Tripura:

The energy generated from the plant during 2021-22 was 5.98 MU against Target of 6.00 MU with Capacity Utilization Factor (CUF) of 13.61%. Energy Generation was as per solar insolation.

ANALYSIS OF GENERATION

Net energy generation achieved during the year 2021-22 was 8120.29 MU against 6869.86 MU achieved during 2020-21. The increase in generation with respect to the previous year is 18.20%. The total energy generation in FY 2021-22 including loss due to system constraint, untraded amount, under requisition which is not attributable to NEEPCO is 8333.40 MU. Highest generation of 1005.48 MU was achieved in the month of July 2021 which constituted 12% of the total generation.

RENEWABLE ENERGY INITIATIVE:

A Memorandum of Understanding (MoU) was signed with IREDA on 02.10.2021 for cooperation in the field of Renewable Energy in the country.

Floating Solar Projects: Prospective study for establishment of floating solar project in the hydro projects' reservoirs was conducted. The Umrong reservoir of Kopili HP Station was found to be relatively suitable. Letter of award was issued to IREDA on 09.02.2022 to carry out the Pre-Feasibility (PFR) study for the project.

PFR for 40 MW_p capacity of Floating Solar Photo Voltaic (FSPV) project at Umrong reservoir of Kopili Hydro Power Station is submitted by IREDA and the same is being examined.

To harness the solar potential in the Ladakh region and to set up a small pilot Solar (PV) Project, NEEPCO initiated a discussion with the Ladakh Renewable Energy Development Agency (LREDA) and Ladakh Autonomous Hill Development Council (LAHDC) for providing necessary land for establishment of the project. Viability of Solar project would also be guided by availability of transmission system for evacuation of power.

OTHER PROJECTS:

Pradhan Mantri Sahaj Bijli Har Ghar Yojana – SAUBHAGYA

NEEPCO was entrusted to carryout Rural Electrification works in the state of Tripura under the 'Pradhan Mantri Sahaj Bijli Har Ghar Yojana - SAUBHAGYA' scheme on behalf of TSECL, Tripura in Sepahijala & South Tripura Districts. Successfully energized a total number of 12639 service connections and completed the Project in all respect by 25th March 2021. Closure report of the Project from the REC is received on 23rd November 2021.

UPCOMING PROJECTS:

Under S&I SCHEME: (Ownership Basis)		
S.N.	Project	Status
		HYDRO
1.	Wah Umiam St-III HEP (85 MW), Meghalaya	• TEC accorded approval for ₹ 96,390.00 lakh (including IDC of ₹ 10,063.00 lakhs) at January 2019 PL on 26.07.2021. • Expert Appraisal Committee (EAC), Govt. of India, recommended for grant of Environmental Clearance subject to Stage-I Forest Clearance (FC-I). • NEEPCO submitted all the necessary information/ documents to concerned Authorities during June'21. Further necessary action by Forest Department of Govt of Meghalaya is going on. • Survey works of 60 Ha of land out of 88 Ha Private Land is completed. Balance survey work is held up due to opposition by some of the land owners. The matter was apprised to the State Authorities, Govt. of Meghalaya and Local authorities, requesting their intervention for early resolution. • The transfer of 22 Ha land identified for Compensatory Afforestation (CA) is awaited from Revenue Department, Govt. of Meghalaya for subsequent mutation in the name of Forest Department, Govt. of Meghalaya. Required amount for the same already been deposited on 29.03.2022. • Meghalaya PWD was identified for undertaking the work of construction of approach road to dam site on deposit work basis. However, they are yet to submit estimates for the work and process for land acquisition. • No Objection Certificate (NOC) issued by Khasi Hills Autonomous District Council (KHADC) expired on 31.03.2022. The application for renewal of NOC was submitted to KHADC on 25.01.2022. The renewal is awaited. • All pending issues were raised in the meeting chaired by the Hon'ble Dy. Chief Minister, Govt. of Meghalaya in-charge of Power Dept. on 20.04.2022 at Shillong. Hon'ble Dy. CM assured to hold a meeting immediately with the concerned departments for resolution of issues. • Pre-construction activities can be taken up on receipt of Forest Clearance (Stage-I), completion of Land Acquisition and Investment Approval from Holding Company, NTPC.

Under S&I SCHEME: (Ownership Basis)		
S.N.	Project	Status
		HYDRO
2.	Wah Umiam St – I HEP (50 MW), Meghalaya	• These projects are located on the upstream of the Wah Umiam Stage – III HEP indicated above and were allotted on 12.03.2019. Thus, the whole Umiew basin has now been allotted to NEEPCO for development. • Draft MoAs were received from the State Government. NEEPCO furnished some observations with a request for necessary modification. • Govt. of Meghalaya on 03.09.2021 conveyed its consent for waiver of upfront premium and development of the project on BOOM basis, acceptance of which was conveyed by NEEPCO to GoM on 08.09.2021. • Matter is under constant persuasion and final MoAs from Govt. of Meghalaya are expected soon. • Pre-Feasibility Report (PFR) shall be finalized and preparation of DPR shall be taken up after signing of the MoAs.
3.	Wah Umiam St – II HEP (100 MW), Meghalaya	
4.	Nafra HEP (120 MW), Arunachal Pradesh	• MoA was signed with Govt. of Arunachal Pradesh on 14.08.2021. • In response to the request for transfer of TEC (previously accorded to the IPP) to NEEPCO, CEA on 31.08.2021 advised NEEPCO to submit a fresh DPR for concurrence considering the e-flow as per Bichom Basin Study. • Updated Hydrology report was submitted to the CEA on 10.01.2022 for examination and necessary clearance. Clearance is awaited. • Establishment of site camp and Bench Mark (BM) is completed. Manpower posted at site. • River discharge and rainfall data D/s of Nafra Project Power House site is being recorded and continuing. • A legal notice dated 31.12.2021 was received from M/s Sew Nafra Power Corporation Ltd. to reimburse the cost incurred by the IPP on the Project. The matter was apprised to GoAP on 05.01.2022.
5.	New Melling HEP (90 MW), Arunachal Pradesh	• MoA was signed with GoAP on 14.08.2021. • Manpower Posted at Project Site & Site Camp office established. • Preliminary Environment Study completed. • Automatic Weather Station (AWS) and Automatic Water Level Recorder (AWLR) installed at Project site & data collection is in progress. • DGPS Survey of Project components completed. • Collection of HM data from available nearby agencies completed. • Preparation of PFR completed. • A legal notice dated 31st Dec, 2021 was received from M/s Sew New Melling Power Corporation Limited. The matter was apprised to GoAP on 05.01.2022. • Subsequently, a case was also filed by the previous developer at Itanagar Bench of Guwahati High Court to which NEEPCO has been impleaded as a Respondent besides the State Government authorities.

Under BUILT & TRANSFER:		
	Project	Status
		HYDRO
1.	Ujh Multipurpose Project, UT of Jammu and Kashmir:	**Ujh Multipurpose HEP, Jammu & Kashmir (J&K):** • On 31.3.21 Ministry of Power, GOI communicated to the Ministry of Jal Shakti about nomination of NEEPCO as the executing agency for the 196 MW Ujh Multipurpose HE Project in Kathua (J&K). • TAC (Technical Appraisal Committee) clearance of Ujh MPP with IC of 89.5 MW has been accorded by Secretary (MoJS) on 17.01.2022. • The Ministry of Jal Shakti has circulated the EFC Memorandum for "Implementation of Ujh Multipurpose Project (National Project) on river Ujh (tributary of Ravi) in Union Territory (UT) of Jammu and Kashmir (J&K)" to different Ministries in April, 2022 for comments on the Draft EFC Memorandum. Funding approval of the project is awaited. • A coordination office has been established at site.

JOINT VENTURES:		
S.N.	Project	Status
		HYDRO
1.	Kurung HEP (330 MW), Arunachal Pradesh	• MoA with the Govt. of Arunachal Pradesh was signed on 27.01.2015 for development of the Project in Joint Venture with GoAP. • ToR clearance was obtained and PFR was prepared. • Pre-investment approval taken up with MoP was put on hold as per DIB meeting on 18.01.2018. As directed, revisit of certain MoA clauses was taken up with GoAP. • MoP on 28.06.2021 also took up the matter with GoAP. • GoAP in July'2021 responded that renegotiation of MoA clauses is not advisable at this stage. • NEEPCO requested MoP for Pre-investment approval for taking up the S&I activities for preparation of DPR. • As indicated by MoP on 18.08.2021, NEEPCO referred the Pre-investment approval to NTPC. The proposal was forwarded for pre-investment activities in two phases i.e. (i) upto DPR preparation and (ii) after DPR clearance by CEA. • Approval of Board of Directors, NEEPCO for the Phase–I Pre-investment activities was forwarded to NTPC on 09.03.2022. • Approval of NTPC Board on the same is expected soon. • Manpower has been posted at site. Preliminary field activities like installation of AWS and AWLR in the project area etc. are in progress. • Trace path cutting etc. to Dam/ Power House has been completed. • DGPS survey completed. • HM data collection is in progress. • Preparation of a modified PFR is in progress as per approved hydrology.
2.	Siang Upper Stage-II HE Project (3750 MW), Arunachal Pradesh.	• MoA with the Govt. of Arunachal Pradesh (GoAP) was signed on 28.05.2013 for development of the Project in Joint Venture between NEEPCO, NHPC and the State Govt. • NEEPCO prepared the PFR and started the DPR activities involving M/s RusHydro International (India) Pvt. Ltd. However, all activities on the project were kept on hold as per the advice of MoP vide letters dated 18.11.2015 and 02.02.2016. • As desired by GoAP, study on submergence area and land use pattern for the single stage Siang Upper HEP was taken up through NESAC. Report was submitted to GoAP in August 2021. • MoP in December 2021 indicated for possible allotment of Siang Upper HEP (10,000 MW) for development in joint venture between NEEPCO and NHPC.

Dibbin HEP (120 MW), Arunachal Pradesh:

- Shareholders' Agreement (SHA) was signed with KSK Energy Ventures Ltd. (KSKEVL) and KSK Electricity Financing India Pvt. Ltd. (KSKEFIPL) on 12.06.2014 for development of the project through KSK Dibbin Hydro Power Pvt. Ltd. (KSKDHPPL).
- Consideration of e-flow as per post TEC Basin Study Report brings down the Design Energy from 371 MU to 295 MU and the installed capacity gets revised to 80 MW.
- Effort to reestablish the commercial viability of the project is yet to materialize.
- KSKEVL was adjudged bankrupt and was registered under NCLT for liquidation.
- Put Notice to KSKEVL and KSKEFIPL was issued on 04.09.2020 and response of only KSKEVLwas received.
- On 23.04.2021 NEEPCO conveyed its nomination for a Good – Faith Negotiator to KSKEFIPL along with a request for their nomination.
- Awaiting response, NEEPCO appointed its nominee arbitrator which was intimated to KSKEFIPL on 31.01.2022 for acceptance as the sole arbitrator or else appoint its nominee arbitrator.
- Response of KSKEFIPL was received on 26.02.2022 which is under examination.

PROJECTS INDICATED FOR ALLOTMENT TO NEEPCO :

The Ministry of Power, Government of India, indicated possible allotment of 17 (seventeen) nos. of hydro projects in Arunachal Pradesh to NEEPCO totaling 4,988 MW vide MoP letter dated 22.12.2021.

In addition, 2 (two) more projects Viz. Siang Upper HEP (10,000 MW) and Siang Lower HEP (2,700 MW) aggregating a total capacity of 12,700 MW have been indicated for joint development with NHPC. A joint team consisting of NHPC & NEEPCO has been formed to liaise with the State Govt. of Arunachal Pradesh & local stakeholders, to carry out suitable analysis and preparation of evaluation reports.

Out of the 17 (seventeen) indicated projects, the proposal of revision of Design Energy considering Basin Study Report for Naying HEP (1000 MW) and Tato-II HEP (700 MW) has been vetted by CEA. At present, Cost estimate is being updated for the afore mentioned two projects. Further, due diligence study in respect of Tato-II HEP (700 MW) and Talong Londa HEP (225 MW) is under process by engaging a professional Consultant.

Data & documents of **Tawang – I HEP (600 MW)** and **Tawang – II HEP (800 MW)** has been taken over from NHPC.

The incumbent developer (M/s Velcan Energy Pvt. Ltd.) has been approached for initiating the process of due diligence by signing the non-disclosure agreement in respect of **Pauk HEP (145 MW), Heo HEP (240 MW)** and **Tato – I HEP (186 MW).**

PFR for Upper Siang HEP (10000 MW) is being prepared by M/s NHPC. Documents available with NEEPCO with regard to the project have already been handed over to M/s NHPC.

Pumped Storage Projects: Two existing Hydro Power Stations have been identified for development of Pumped Storage Plant and was communicated to the MoP on 06.01.2022. M/s AFRY India Pvt. Ltd was entrusted to prepare the PFR of the projects. Brief status of the PSP's is as below:

a) **Panyor PSP (660 MW):** Draft PFR for Panyor PSP (4 X 165 MW) using existing reservoir of Ranganadi Hydro Power Station (405 MW), Arunachal Pradesh as Lower Reservoir and creation of upper reservoir on the Pit Nallah is under preparation and is expected to be completed shortly.

b) **Kopili PSP (320 MW):** Draft PFR for Kopili PSP (4X80 MW) using existing Khandong reservoir as Upper Reservoir and existing Umrong Reservoir as Lower Reservoir of Kopili Hydro Power Station (275 MW) is completed and final PFR is expected to be received shortly.

RESEARCH & DEVELOPMENT (R&D):

The following R&D Project was undertaken through IIT, Guwahati during the year 2019-20 with a completion target of three years:

"Design of an automatic communication system through Cloud computing using sensor based automated input for efficient operation of RHPS with due emphasis on downstream concerns up to confluence with Subansiri River"

The project is in progress and bathymetric study was completed during the year 2021-22. The project is targeted to be completed within financial Year 2022-23.

In addition to the above project, following 2 (two) New R & D projects identified during 2021-22 shall be taken up in the year 2022-23:

Sl. No.	Name of the draft R & D Proposal	In-House/ Collaborative	Total Financial Involvement (₹ in Lakhs)	Time Line from the date of Final Approval
1	R&D on Smart illumination Controller	In-House (Agartala GBPS)/ R&D, NEEPCO	0.84	3 (Three) months
2	R&D on Fire Detection System	In-House (Agartala GBPS)/ R&D, NEEPCO	4.72	2 (Two) years
	Total=		**₹ 5.56 Lakh**	

Expenditure incurred on Research & Development for the financial year 2021-22 is ₹ 15.20 Lakhs.

QUALITY ASSURANCE & INSPECTION:

NEEPCO has an established centralized Corporate Quality Assurance Department. A Model Quality Management System is in force to carry out quality assurance and inspection activities of power projects works under implementation/execution for ensuring quality of works. All product, service specifications, drawings, quality assurance documents, test results/ test reports, etc. in respect of tenders being processed from corporate office are provided to QA&I department for planned and systematic actions. In respect of the field quality functions, the designated quality control officers of the respective sites / location exercise their day-to-day Quality Control checks as specified. However, the Administration of overall Quality Control procedures/ formats and periodic surveillance check is under the ambit of corporate QA&I department.

CERTIFICATIONS:

NEEPCO achieved accreditation and full compliance under Integrated Management System (IMS) as per the standards of ISO 9001:2015 (Quality Management System), ISO 14001:2015 (Environment Management System) and ISO 45001:2018 (Occupational Health & Safety Management System) in a total of 16 (sixteen) locations including all the nine O&M Stations, Corporate Head Quarter and other important offices, in three groups. The group wise validities of the extant certificates are up to 05.07.2024 (for eight locations), 23.12.2022 (for seven locations) and 20.10.2024 (for one location). Recertification is done before the end of existing validities.

The Corporation has also initiated implementation of Information Security Management System (ISMS) as per the standards of ISO 27001:2013 at 15 locations.

Further, the 291 MW Assam Gas Based Power Station, Bokuloni, Assam has been shortlisted by the Bureau of Energy Efficiency, New Delhi for implementation of ISO 50001:2018 (Energy Management System).

E-GOVERNANCE / IT INITIATIVES :

In its digitalization effort, the ERP system which was taken for implementation is now nearing finalization with nine locations attaining Go-Live /operational status and in the balance five locations implementation is in progress.

For hosting the current SAP ERP system, NEEPCO opted for Selection of MeitY empanelled Cloud Service Provider for Data Center (DC) and Disaster Recovery Center (DRC) on Govt Community Cloud DC via Open Tendering process. The LOI was issued to M/S ESDS Software Solution Pvt Ltd on 25th Nov 2021.

Migration to the hosting platform of the empaneled Cloud Service Provider for the ERP Data Center (DC) is completed. Network Connectivity to the DC has been extended from the present Network Service Provider – PGCIL (Power Grid Corporation of India Limited). Ongoing preparation and Connectivity to the Disaster Recovery Center (DRC) is in progress.

Inline to the implementation of ERP, the Material and Asset reclassification and recodification tasks were also extensively undertaken and separate software has been made available for streamlining the recodification and generation of new Assets and Material Codes for the SAP system.

In its endeavor for continuous improvement of services rendered and in response to the working and travelling challenges posed in pandemic situation, the IT department facilitated remote collaborations, video Conferencing Solutions via Microsoft Teams and enabled various meetings, training of official matters on this platform. As per advisory, IT System Security Audit for IT Devices was completed in Sept 2021 by CERT-IN empaneled agencies. Improvement of Network Connectivity along with enhancement measures to all locations is continuously being monitored.

PUBLIC PROCUREMENT POLICY FOR MICRO & SMALL ENTERPRISES (MSES):

The total value of goods and services procured from MSEs (including MSEs owned by SC/ST and women entrepreneurs) are as shown below:

Sl. No.	Description	2019-20	2020-21	2021-22
1	Total procurement in ₹ Lakhs	21,856.59	71,116.11	54,089.59
2	Total procurement from MSEs in ₹ Lakhs	943.56	4,613.32	7,741.10
3	Total procurement from MSEs owned by SC/ST entrepreneurs in ₹ Lakhs.	295.71	551.59	1558.51

North Eastern Electric Power Corporation New Delhi

Sl. No.	Description	2019-20	2020-21	2021-22
4	Total procurement from MSEs owned by women entrepreneurs in ₹ Lakhs.	20.18	66.62	135.40
5	Percentage of procurement from MSEs out of total procurement.	4.32%	6.49%	14.31%
6	Percentage of procurement from MSEs owned by SC/ST entrepreneurs out of total procurement.	1.35%	0.78%	2.88%
7	Percentage of procurement from MSEs owned by women entrepreneurs out of total procurement.	0.09%	0.09%	0.25%

RIGHT TO INFORMATION (RTI):

The Right to Information Act, 2005 is implemented to promote accountability, transparency and efficiency. Apart from receiving off -line RTI applications, NEEPCO is also linked to the online system of RTI request & Appeal Management Information Systems, "RTIMIS" portal. Through this portal, on-line RTI applications are processed. Details of First Appellate Authority, Nodal officer, Public Information Officer (PIO) and Central Public Information Officers (CPIOs), are uploaded in the corporate website.

RTI Applications received & disposed during FY 2021-22 are shown hereunder:

Compliance of the RTI Act, during the financial year 2021-2022	
Number of applications/appeals received	148
Number of applications/appeals disposed	100

RISK MANAGEMENT POLICY:

NEEPCO's extant Risk Management Policy (RMP) was implemented in February, 2016. Thereafter, based on the recommendation of the Audit Committee, the Board of Directors (BOD) in its Meeting held on 10.05.2019 approved its amendment in regard to the methodology of computation of Risk Exposure as well as the minimum period for review of the RMP. The amended RMP was issued in May, 2019.

The Policy establishes a structured and disciplined approach to Risk Management, including development of Risk Register to guide and prioritize decisions on risk related issues. Various risks faced by the power stations, projects and offices are being identified along with their mitigation measures and are continuously monitored by the Corporate QSHE & Risk Cell. To ensure proper monitoring, the heads of power stations/projects/offices submit quarterly status report on identified risks with their mitigation measures to the Chief Risk Officer (CRO), who is the Nodal Officer of all risk related matters, for reporting it to the Risk Review Committee (RRC). The RRC annually apprise the same and after scrutiny, submit to the Audit Committee (AC) for its review and evaluation of the key risks faced by the Corporation. The AC presents the relevant findings including its recommendations to the Board of Directors for approval/guidance/advice.

The Board of Directors of NEEPCO in its 269th meeting held on 4th February, 2022 constituted a Board Level Risk Management Committee (RMC) in pursuant to Regulation 21 of SEBI (Listing Obligations & Disclosure Requirement) Regulations, 2015, as under:

Name / Designation	Nature of Directorship	Chairperson / Member
1. Director (Technical), NEEPCO	Director (Technical)	Chairperson
2. Shri. U. K. Bhattacharya, Director (Projects), NTPC	Non-Executive Director	Member
3. Dr. Viveka Nand Paswan	Independent Director	Member
4. Director (Personnel), NEEPCO	Director (Personnel)	Member

Henceforth, the new RMC shall periodically review the RMP at least once in two years, including by considering the changing industry dynamics and evolving complexity. Besides, the RMC shall meet at least twice in a year. The meetings of the RMC shall be conducted in such a manner that on a continuous basis not more than 180 days shall elapse between any two consecutive meetings.

NEEPCO New Delhi North Eastern Electric Power Corporation

TERMINAL BENEFITS SETTLEMENT

The key objective of Terminal Benefits Cell is to settle the terminal benefits of all separated employees on time as per rules of the Corporation as well as directives/ guidelines of the Govt. of India.

During above financial year 2021-22, the total number of Gratuity cases settled in respect of retired/ resigned/ expired employees and expenditure on gratuity/ Post-Retirement Medical Benefits / NEEPCO Employees Family Economic Rehabilitation Scheme, presentation of Memento (05 grams Gold Coin), NEEPCO Employees Defined Contribution Superannuation Scheme, NEEPCO Employees' Social Security Scheme and NEEPCO Group Accident Insurance Scheme are as detailed below:

DETAILS OF GRATUITY SETTLED AS ON 31.03.2022

Category	Retirement (in nos.)	Resignation (in Nos.)	Death (in Nos.)	Amount (in ₹)
Executive	51	01	05	Rs.11,27,09,658.00
Supervisor	12	--	02	Rs.2,79,84,881.00
Workmen	44	-	08	Rs.9,06,70,744.00
Total	107	01	15	Rs.23,13,65,283.00

Amount paid under the following heads

Sl. No.	Head	Amount in ₹
1	Post-Retirement Medical Benefits	Rs.6,74,15,465.00
2	NEEPCO Employees Family Economic Rehabilitation Scheme	Rs.30,16,566.00
3	Memento (5 grams Gold Coin)	Rs.28,21,744.72
4	NEEPCO Employees Defined Contribution Superannuation Scheme	Rs.37,45,11,108.00
5	NEEPCO Employees' Social Security Scheme	Rs.68,00,000.00
6	NEEPCO Group Personal Accident Insurance Scheme	Rs.5,39,640.00

An amount of ₹8,77,500/-(Rupees Eight Lakh Seventy-seven Thousand Five hundred) only received during the financial year 2021-22 as one-time contribution from the members for availing the medical facilities under the PRMB scheme.

CORPORATE SOCIAL RESPONSIBILITY

Since its inception, NEEPCO has always accorded top priority to the all-around development of the people residing in and around its operational areas. As a responsible corporate entity, NEEPCO has undertaken various community development activities, particularly in the field of education, health, infrastructure development and other community needs.

In accordance with the provisions of the Companies Act, 2013, the Companies (Corporate Social Responsibility Policy) Rules, 2014, MCA General Circular no. 21/2014 dated 18.06.2014 and revised DPE guidelines, the NEEPCO's CSR policy has been approved by the Board of Directors on 14.07.2015 and has been also revised and duly approved by the Board of Directors on 11.08.2020.

NEEPCO CSR&S policy 2015, articulates the company's commitment to its stakeholders to conduct its business in an economically, socially and environmentally sustainable manner that is transparent and ethical. Accordingly, while determining CSR & Sustainability activities priority has been given to stakeholders in the neighbourhood area around its area of operations i.e. projects/plants/offices.

AIMS AND THRUST AREAS FOR CSR & SUSTAINABILITY ACTIVITIES:

CSR activities shall focus on social, economic and environmental impact rather than mere output and outcome. All the various activities that can be undertaken in general under CSR & Sustainability shall be in conformity with the Schedule VII of the Companies Act 2013.

Keeping the aim of working towards the activities identified in Schedule VII of the Companies Act, 2013, the following will be the thrust areas of CSR & Sustainability activities of NEEPCO:

- Eradicating hunger, poverty and malnutrition, promoting health care including preventive health care and sanitation and making available safe drinking water.
- Promoting education, including special education and employment enhancing vocational skills especially

among children, women, elderly, and the differently abled and livelihood enhancement projects.

- Promoting gender equality, empowering women, setting up homes and hostels for women and orphans; setting up old age homes, day care centres and such other facilities for senior citizens and measures for reducing inequalities faced by socially and economically backward groups.
- Ensuring environmental sustainability, ecological balance, protection of flora and fauna, animal welfare, agro-forestry, conservation of natural resources and maintaining quality of soil, air and water.
- Protection of national heritage, art and culture including restoration of buildings and sites of historical importance and works of art; setting up public libraries; promotion and development of traditional arts and handicrafts.
- Measures for the benefit of armed forces veterans, war widows and their dependents.
- Training to promote rural sports, nationally recognized sports, Paralympics sports and Olympic sports.
- Contribution to the Prime Minister's National Relief Fund or any other fund set up by the Central Government for socio-economic development and relief and welfare of the Scheduled Castes, the Scheduled Tribes, other backward classes, minorities and women.
- Contribution to incubators funded by Central Government or State Government or any agency or Public Sector Undertaking of Central Government or State Government, and contributions to public funded Universities, Indian Institute of Technology (IITs), National Laboratories and Autonomous Bodies (established under the auspices of Indian Council of Agricultural Research (ICAR), Indian Council of Medical Research (ICMR), Council of Scientific and Industrial Research (CSIR), Department of Atomic Energy (DAE), Defence Research and Development Organization (DRDO), Department of Biotechnology (DBT), Ministry of Electronics and Information Technology) engaged in conducting research in science, technology, engineering and medicine aimed at promoting Sustainable Development Goals (SDGs).
- Rural Development projects.
- Slum Area development: Slum area means any area declared as such by the central Government or any State Govt. or any competent authority any law for the time being in force.
- Disaster management, including relief, rehabilitation and reconstruction activities.

STATE WISE CSR EXPENDITURE (2017-18 to 2021-22)

State	2017-18	2018-19	2019-20	2020-21	2021-22	Total (Rs in Lakhs)
Assam	109.09	137.98	132.64	88.69	116.55	584.95
Arunachal Pradesh	172.33	45.88	138.86	71.18	153.3	581.55
Nagaland	8.99	30.63	53.25	19.72	13.12	125.71
Tripura	83.02	14.71	75.05	30.35	42.41	245.54
Meghalaya	185.03	188.06	316.41	390.72	218.75	1298.97
Mizoram	6.17	45.55	16.11	29.2	32.03	129.06
Pan India	0	0.28	256.78	184	0	441.06
Total	564.63	463.09	989.1	813.86	576.16	3406.84

EXPENDITURE UNDER DIFFERENT HEADS YEAR WISE (2017-18 to 2021-22)

Year	Promoting Education	Promoting Healthcare	EDP/Skill Development Programme	Rural / Other Area Development	Swachh Bharat Abhiyan	Total (Rs in Lakhs)
2017-18	248.06	84.72	21.41	192.41	18.03	564.63
2018-19	59.94	64.06	4.13	184.6	150.36	463.09
2019-20	272.84	334.27	87.07	117.26	177.66	989.1
2020-21	149.01	477.51	7.95	112.25	67.14	813.86
2021-22	105.41	276.9	6.65	118.34	68.86	576.16
Total	835.26	1237.46	127.21	724.86	482.05	3406.84

ANNEXURE -1

Form No. MGT-9

EXTRACT OF ANNUAL RETURN

As on the financial year ended on 31-03-2022

Pursuant to section 92(3) of the Companies Act, 2013 and rule 12(1) of the Companies (Management and administration) Rules, 2014

I. REGISTRATION AND OTHER DETAILS

i)	CIN	U40101ML1976GOI001658
ii)	Registration Date	02-04-1976
iii)	Name of the Company	NORTH EASTERN ELECTRIC POWER CORPORATION LIMITED
iv)	Category / Sub-Category	Government Company
v)	Address of the Registered office and contact details	Brookland Compound, Lower New Colony, Shillong – 793 003, Meghalaya Telephone : (0364) 2228652
vi)	Whether listed company Yes / No	Equity Shares not listed. PSU Bonds are listed in BSE Limited
vii)	Name, Address and Contact details of Registrar and Transfer Agent, if any	Equity – Not applicable. Bonds – KFin Technologies Limited Karvy Selenium Tower B, Plot number 31 & 32, Financial District Gachibowli Hyderabad 500 032
viii)	Web Address	www.neepco.co.in

II. PRINCIPAL BUSINESS ACTIVITIES OF THE COMPANY

All the business activities contributing 10% or more of the total turnover of the company shall be stated:

Sl. No.	Name and Description of main products / services	NIC Code of the Product / service	% of total turnover of the company
1	Generation of Power	351	100%

III. PARTICULARS OF HOLDING, SUBSIDIARY AND ASSOCIATE COMPANIES

Sl. No.	Name and Address of the Company	CIN / GLN	Holding / Subsidiary / Associate	% of shares held	Section
1	NTPC Limited, NTPC Bhawan, SCOPE Complex, 7 Institutional Area, Lodhi Road, New Delhi - 110003	L40101DL1975GOI007966	Holding	100%	2(46)
2	KSK Dibbin Hydro Power Private Limited, 8-2-293/82/A/431/A, Road No.22, Jubilee Hills, Hyderabad 500033	U40108TG2007PTC053501	Associate	30%	2(6)

IV. SHARE HOLDING PATTERN (Equity Share capital Breakup as percentage of Total Equity)

i) Category-wise Share Holding

Category of Shareholders	No. of shares held at the beginning of the year				No. of shares held at the end of the year				% change during the year
	Demat	Physical	Total	% of Total Shares	Demat	Physical	Total	% of Total Shares	
A. **Promoters**									
(1) **Indian**									
a) Individual / HUF									
b) Central Govt.									
c) State Govt.									
d) Bodies Corp	3609810400	-	3609810400	100%	3609810400	-	3609810400	100%	
e) Banks / FI									
f) Any other									
Sub-total (A) (1)	3609810400	-	3609810400	**100%**	**3609810400**	-	**3609810400**	**100%**	
(2) **Foreign**									
a) NRIs – Individuals									
b) Other Individuals									
c) Bodies Corp.									
d) Banks / FI									
e) Any other									
Sub-total (A)(2)									
B. **Public Shareholding**									
1. **Institutions**									
a) Mutual Funds									
b) Banks / FI									
c) Central Govt.									
d) State Govt.									
e) Venture Capital Funds									
f) Insurance Companies									
g) FIIS									
h) Foreign Venture Capital Funds									
i) Others (specify)									
Sub-total (B)(1)									
2. **Non-Institutions**									
a) Bodies Corp.									
i) Indian									
i) Overseas									
b) Individuals									
i) Individual shareholders holding nominal share capital upto ₹1 lakh									
ii) Individual shareholders holding nominal share capital in excess of ₹1 lakh									
Sub-total (B)(2)									
Total Public shareholding (B)=(B)(1)+(B)(2)									
C.Shares held by Custodian for GDRs & ADRs									
Grand Total (A+B+C)	**3609810400**	-	**3609810400**	**100%**	**3609810400**	-	**3609810400**	**100%**	-

(ii) Shareholding of Promoters

Shareholder's Name	Shareholding at the beginning of the year			Shareholding at the end of the year			
	No. of shares	% of total Shares of the Company	% of Shares Pledged / encumbered to total shares	No. of shares	% of total Shares of the Company	% of Shares Pledged / encumbered to total shares	% changes in shareholding during the year
NTPC Limited along with its Joint holders	3609810400	100%	-	3609810400	100%	-	-

(iii) Change in Promoters' Shareholding (please specify, if there is no change)

NTPC LIMITED		Shareholding at the beginning of the year		Cumulative Shareholding during the year		
	Date	No. of shares	% of total shares of the company	No. of shares	% of total shares of the company	Reason
At the beginning of the year	01.04.2021	360,98,10,400	100%	360,98,10,400	100%	
Date wise increase / Decrease in Promoters Shareholding during the year specifying the reasons for increase / decrease (e.g. allotment / transfer / bonus/ sweat equity etc.)		-	-	-	-	
At the End of the year	**31.03.2022**			**360,98,10,400**	**100%**	

There has been no change in the Promoters' shareholding during the Financial year 2021-22.

(iv) Shareholding Pattern of top ten Shareholder (other than Directors, Promoters and Holders of GDRs and ADRS):

For each of the Top 10 Shareholders	Shareholding at the beginning of the year		Cumulative Shareholding during the year	
	No. of Shares	% of total shares of the company	No. of shares	% of total shares of the company
At the beginning of the year	Nil	Nil	Nil	Nil
Date wise Increase/ decrease in Share holding during the year specifying the reasons for increase / decrease (e.g. allotment / transfer / bonus / sweat equity etc).	Nil	Nil	Nil	Nil
At the End of the year (or on the date of separation, if separated during the year).	Nil	Nil	Nil	Nil

नॉर्थ ईस्टर्न इलेक्ट्रिक पावर कॉर्पोरेशन नई दिल्ली NEEPCO North Eastern Electric Power Corporation New Delhi

(V) Shareholding of Directors and Key Managerial Personnel.

	Shareholding of Directors & Key Managerial Personnel	Shareholding at the beginning of the year		Transaction during the year			Cumulative Shareholding during the year	
		No. of shares	% of total shares of the company	Date	Increase / Decrease in share-holding	Reason	No. of shares	% of total shares of the company
1	Shri Vinod Kumar Singh	Nil	Nil	01-04-2021	-		Nil	Nil
		Nil	Nil	31-03-2022	-		Nil	Nil
2	Shri Anil Kumar	Nil	Nil	01-04-2021	-		Nil	Nil
		Nil	Nil	31-03-2022	-		Nil	Nil
3	Shri Hemanta Kumar Deka #	Nil	Nil	01-04-2021	-		Nil	Nil
		N/A	N/A	31-03-2022	-		N/A	N/A
4	Shri B. Maharana$	N/A	N/A	01-04-2021	-		N/A	N/A
		Nil	Nil	31-03-2022	-		Nil	Nil
5	Shri Anil Kumar Gautam	Nil	Nil	01-04-2021	-		Nil	Nil
		Nil	Nil	31-03-2022	-		Nil	Nil
6	Shri Ujjwal Kanti Bhattacharya	Nil	Nil	01-04-2021	-		Nil	Nil
		Nil	Nil	31-03-2022	-		Nil	Nil
7	Shri Raj Pal #	Nil	Nil	01-04-2021	-		Nil	Nil
		N/A	N/A	31-03-2022	-		N/A	N/A
8	Shri Jithesh John $	N/A	N/A	01-04-2021	-		N/A	N/A
		Nil	Nil	31-03-2022	-		Nil	Nil
9	Smt. Mala Sinha	Nil	Nil	01-04-2021	-		Nil	Nil
		Nil	Nil	31-03-2022	-		Nil	Nil
10	Shri Bimal Chand Oswal $	N/A	N/A	01-04-2021	-		N/A	N/A
		Nil	Nil	31-03-2022	-		Nil	Nil
11	Dr. Viveka Nand Paswan $	N/A	N/A	01-04-2021	-		N/A	N/A
		Nil	Nil	31-03-2022	-		Nil	Nil
12	Shri Chiranjeeb Sharma # Company Secretary	Nil	Nil	01-04-2021	-		Nil	Nil
		N/A	N/A	31-03-2022	-		N/A	N/A
13	Shri Abinoam Panu Rong $ Company Secretary	N/A	N/A	01-04-2021	-		N/A	N/A
		Nil	Nil	31-03-2022	-		Nil	Nil

Ceased during the year.

$ Appointed during the year.

VI. INDEBTEDNESS

Indebtedness of the Company including interest outstanding/accrued but not due for payment.

₹ in Lakhs

Indebtedness: 31.03.2022	Secured Loans excluding deposits	Unsecured Loans	Deposits	Total Indebtedness
Indebtedness at the beginning of the financial year				
i) Principal Amount	6,75,434.21	79,999.13	-	7,55,433.34
ii) Interest due but not paid	-	-	-	-
iii) Interest accrued but not due	6,729.70	332.70	-	7,062.40
Total (i+ii+iii)	6,82,163.91	80,331.84	-	7,62,495.74

Indebtedness: 31.03.2022	Secured Loans excluding deposits	Unsecured Loans	Deposits	Total Indebtedness
Change in Indebtedness during the financial year				
Addition ::				
Principal	40,556.37	19,297.64	-	59,854.01
Interest accrued but not due	6,610.98	315.78	-	6,926.76
Reduction ::				
Principal	90,031.69	6,355.74	-	96,387.43
Interest accrued but not due	6,729.70	332.70	-	7,062.40
Net Change	-49,594.04	12,924.98	-	-36,669.06
Indebtedness at the end of the financial year				
i) Principal Amount	6,25,958.89	92,941.04	-	7,18,899.93
ii) Interest due but not paid	-	-	-	-
iii) Interest accrued but not due	6,610.98	315.78	-	6,926.76
Total (i+ii+iii)	6,32,569.87	93,256.82	-	7,25,826.69

VII. REMUNERATION OF DIRECTORS AND KEY MANAGERIAL PERSONNEL

A. Remuneration to Managing Director, Whole-Time Directors.

(Amount in ₹)

Sl. No.	Particulars of Remuneration	Name of MD / WTD				Total Amount
		Shri V. K. Singh	Shri Anil Kumar	Shri H. K. Deka #	Shri B. Maharana@	
1	Gross salary	74,07,108.00	63,31,303.00	94,66,080.00	34,27,861.00	**2,66,32,352.00**
	Salary as per provisions contained in section 17(1) of the Income tax Act,1961					
	Value of perquisites u/s 17(2) Income tax Act, 1961					
	Profits in lieu of salary under section 17(3) Income Tax Act, 1961					
2	Stock Option					
3	Sweat Equity					
4	Commission					
	- as % of profit					
	- Others specify					
5	Others please specify					
	Total(A)	**74,07,108.00**	**63,31,303.00**	**94,66,080.00**	**34,27,861.00**	**2,66,32,352.00**
	Ceiling as per the Act					

Ceased during the year.

@ Appointed during the year.

B. Remuneration to other directors:

(Amount in ₹)

Sl. No.	Particulars of Remuneration	Name of Directors			Total Amount
		Smt. Mala Sinha	Shri Bimal Chand Oswal @	Dr. Viveka Nand Paswan @	
1	**Independent Directors**				
	- fee for attending board / committee meetings	3,20,000.00	80,000.00	80,000.00	**4,80,000.00**
	• Commission				
	• Others, please specify				
	Total(1)	3,20,000.00	80,000.00	80,000.00	**4,80,000.00**
2	**Other Non-executive Directors**				
	• Fee for attending board / committee meetings				
	• Commission				
	• Others, please specify				
	Total (2)				
	Total (B) = (1+2)	**3,20,000.00**	**80,000.00**	**80,000.00**	**4,80,000.00**
	Total Managerial Remuneration				
	Overall ceiling as per the act				

(Section 197 of Companies Act, 2013 shall not be applicable as per the notification issued by MCA dated 5th June, 2015)

@ Appointed during the year.

C. REMUNERATION TO KEY MANAGERIAL PERSONNEL; OTHER THAN MD/ WTD

(Amount in ₹)

Sl. No.	Particulars of remuneration	Key Managerial Personnel				Total
		CEO	CFO	Company Secretary		
			Shri B. Maharana *	Shri Chiranjeeb Sharma #	Shri A. P. Rong @	
1.	**Gross salary**		23,38,611.00	27,06,873.00	24,26,627.00	**74,72,111.00**
	(a) Salary as per provisions contained in section 17(1) of the Income tax Act,1961					
	(b) Value of perquisites u/s 17(2) Income tax Act,1961					
	(c) Profits in lieu of salary under section 17(3) Income tax Act,1961					
2	Stock Option					
3.	Sweat equity					
4.	Commission - as % of profit - others, specify					
5	Others, please specify					
	Total		**23,38,611.00**	**27,06,873.00**	**24,26,627.00**	**74,72,111.00**

Ceased during the year.

@ Appointed during the year.

* Salary calculated upto the date of assumption of charge of Director (Finance).

PENALTIES/PUNISHMENT/COMPOUNDING OF OFFENCES :

Type	Section of the Companies Act	Brief Description	Details of Penalty/ Punishment/ Compounding fees imposed	Authority (RD / NCLT/ Court)	Appeal made, if any (give Details)
A. Company					
Penalty	Nil	Nil	Nil	Nil	Nil
Punishment	Nil	Nil	Nil	Nil	Nil
Compounding	Nil	Nil	Nil	Nil	Nil
B. Directors					
Penalty	Nil	Nil	Nil	Nil	Nil
Punishment	Nil	Nil	Nil	Nil	Nil
Compounding	Nil	Nil	Nil	Nil	Nil
C. Other Officers in default					
Penalty	Nil	Nil	Nil	Nil	Nil
Punishment	Nil	Nil	Nil	Nil	Nil
Compounding	Nil	Nil	Nil	Nil	Nil

For and on behalf of the Board of Directors

(Rajeev Kumar Vishnoi)
Chairman & Managing Director
DIN: 08534217

Dated: 10-08-2022
Place: Rishikesh

ANNEXURE – 2

Form No. AOC - I

Part "B":

Associates and Joint Ventures

Statement pursuant to Section 129 (3) of the Companies Act, 2013
related to Associate Companies and Joint Ventures

	NAME OF JOINT VENTURES	KSK DIBBIN HYDRO POWER PVT. LTD.
1	Latest unaudited Balance Sheet Date	31.03.2022
2	Shares of Joint Ventures held by the company on the year end	
	No.	2,79,30,000
	Amount of Investment in Joint Venture (In ₹)	27,93,00,000.00
	Extent of Holding %	30%
3	Description of how there is significant influence	Voting right
4	Reason why the joint venture is not consolidated	CFS prepared as per Ind AS-28
5	Net worth attributable to Shareholding as per latest audited Balance Sheet (In ₹)	107,93,31,960.00
6	Profit / (Loss) for the year (in ₹)	
	i. Considered in Consolidation	(99,354.00)
	ii. Not Considered in Consolidation	(2,31,826.00)

1. Names of associate or joint ventures which are yet to commence operations.

   KSK DIBBIN HYDRO POWER PRIVATE LIMITED

2. Names of associates or joint ventures which have been liquidated or sold during the year.

   Nil

For and on behalf of the Board of Directors

(Rajeev Kumar Vishnoi)
Chairman & Managing Director
DIN: 08534217

Dated: 10-08-2022
Place: Rishikesh

FINANCIAL DISCUSSION AND ANALYSIS REPORT

A detailed discussion and analysis on financial statements of North Eastern Electric Power Corporation Ltd (NEEPCO/the Company) is furnished below.

FINANCIAL POSITION

The Balance Sheet items are as discussed under:

1. Property, Plant & Equipment (PPE), Capital Work-in-Progress, Intangible assets and Intangible assets under development

The PPE, Capital work-in-progress, Intangible assets and Intangible assets under development of the Company are detailed as under:

₹ in lakhs

Particulars	As at March 31		% Change
	2022	2021	
Gross block of Property, Plant & Equipment (PPE) (Note-2)	18,19,243.89	18,06,020.08	0.73%
Net block of Property, Plant & Equipment (PPE), (Note-2)	12,91,027.95	13,49,807.25	(4.35%)
Capital work-in-progress (CWIP) (Note-3)	61,842.58	16,896.60	266.01%
Gross block of Intangible assets (Note-4)	10,519.66	9,613.39	9.43%
Net block of Intangible assets (Note-4)	9,181.06	8,842.39	3.83%
Intangible assets under development (Note-4A)	257.77	649.91	(60.34%)

During the year, increase in gross block of PPE is ₹ 13,223.81 lakhs (i.e., increased by 0.73%) and decrease in net block is ₹ 58,779.30 lakhs (i.e., decrease by 4.35%) over the previous year and as such, there is no significant increase in gross block. Decrease in net block of PPE has resulted due to charging of depreciation on assets of the Company including depreciation on Kameng HPS PPE for the whole year.

CWIP during the current financial year is increased by ₹ 44,945.98 lakhs (i.e., increased by 266.01%) mainly due to RRM works of Kopili HPS (4 X 50) MW project.

During the year, increase in gross block of Intangible assets is ₹ 906.27 lakhs (i.e., increased by 9.43%) and increase in net block by ₹ 338.67 lakhs (i.e., increased by 3.83%) over the previous year is mainly due to capitalization of "ERP Software" . Due to the aforesaid reason, the Intangible assets under development decreased by ₹ 392.14 lakhs (i.e., decreased by 60.34%) during the current financial year.

2. Investment in subsidiary & Joint Venture companies (note-5)

(₹ in lakhs)

Particulars	As at March 31	
	2022	2021
Investment in Joint ventures	2793.00	2793.00
Less: Provision	2793.00	2793.00
Total	**Nil**	**Nil**

Investment in the Joint Venture companies as on 31.03.2022 is as under:

(₹ in lakhs)

Name of Company	Amount
KSK Dibbin Hydro Power Pvt Ltd	2793.00
Less: Provision	2793.00
Net	Nil

The Company invested an amount of ₹ 2793.00 lakhs, being 30% shareholding of NEEPCO in the JV Company as per agreement. NEEPCO is under the process of exploring various scopes & opportunities for ensuring viability of M/s KSK Dibbin hydro Power Pvt Ltd, the Joint Venture Company, including engagement of legal expert to protect the Company's (NEEPCO) interest for

the investment made. However, considering commercial non viability of the project in its present form as observed by inter-disciplinary committee of the Company, provision of an equivalent amount has been made in books of NEEPCO.

3. Non-current financial assets (note-6 and note-8)

Non-current financial assets mainly comprise of loans & advance to employees, advance tax refundable, capital advances etc.

(₹ in lakhs)

Particulars	As at March 31		% Change
	2022	2021	
Loan to Employees (Note-6)	26.16	28.30	(7.56%)
Other non-current assets (Note-8)	18,303.10	19,223.53	(4.79%)
Total	**18,329.26**	**19,251.83**	**(4.79%)**

Loans to employees includes interest bearing computer advance, interest free furniture advance & multipurpose advance, whereas other Non-Current Assets includes Capital advances which are expected to be realized after a period of 12 months from the Balance Sheet date. It includes Capital advances to contractors (Un-secured), Deferred foreign currency fluctuation assets, Interest accrued on Advances and Advance Tax refundable.

The advance to contractor unsecured, considered good after adjustment of doubtful debts amounts to ₹ 14,920.68 lakhs as compared to the previous year's amount of ₹ 12,692.73 lakhs i.e, an increase by ₹ 2,227.95 lakhs. Advance Tax refundable has decreased by ₹ 2250.66 lakhs & stood at ₹ 2278.53 lakhs as on 31st March 2022 as against ₹ 4529.19 lakhs as on 31st March 2021.

4. Current assets (note-9 to note-15)

The current assets as at 31st March 2022 and 31st March 2021 and the changes therein are as follows:

(₹ in lakhs)

Particulars	As at march 31		Year to Year change	
	2022	2021	(₹ in lakhs)	In %
Current assets				
Inventories (Net of provision) (Note-9)	15,099.24	13,526.33	1,572.91	11.63%
Trade receivables (Note-10)	48,776.49	76,911.76	(28,135.27)	(36.58%)
Cash & cash equivalents (Note-11)	4,344.49	46.89	4,297.60	9165.28%
Bank balances other than cash and cash equivalents (Note-12)	1,009.06	171.24	837.82	489.27%
Others (Note-13)	35,806.83	18,844.62	16,962.21	90.01%
Other current assets (Note-15)	3,149.91	3,871.04	(721.13)	(18.63%)
Current Tax Assets (Net) (Note- 14)	141.20	-	141.20	
Total current assets	**1,08,327.22**	**1,13,371.88**	**(5,044.66)**	**(4.45%)**

(a) Inventories (note 9)

Inventories are valued at costs or net realizable value (NRV), whichever is lower. Cost includes cost of purchase, cost of conversion and other costs incurred in bringing the inventories to their present location and condition. Cost is determined using weighted average cost formula and NRV is the estimated selling price in the ordinary course of business less the estimated costs necessary to make the sale.

Physical verification of inventories is done by the management once a year. Inventories were valued at ₹ 15099.24 lakhs and ₹ 13526.33 lakhs (net of provision) as on 31st March, 2022 and 31st March, 2021 respectively.

(b) Trade Receivables (note 10)

"Trade receivables" are dues receivable from the beneficiaries for sale of electricity. The Trade Receivables as on 31st March, 2022 were ₹ 48,776.49 lakhs as compared to ₹ 76,911.76 lakhs as on 31st March, 2021, i.e., a decrease of 36.58% during the year. Trade receivables as on 31.03.2022 and 31.03.2021 includes "Unbilled amount" ₹ 24,930.37 lakhs and ₹ 19,201.03 lakhs respectively.

(c) **Cash & Cash Equivalents and Bank balances other than Cash & Cash equivalent (note 11 and 12)**

It consists of (i) current accounts maintained with the Bank, (ii) Stamps in hand and (iii)Restricted money on the Balance Sheet date. As on 31st March, 2022 and 31st March, 2021 the Cash & Cash Equivalents (including Bank balances other than Cash & Cash equivalent) of the Corporation are ₹ 5353.55 lakhs and ₹ 218.13 lakhs respectively (which includes Restricted money amounting to ₹ 1009.06 lakhs and ₹ 171.24 lakhs respectively) and thus an increase by 2354.29% during the year.

(d) **Others (note 13)**

Others includes balances on account of Account receivables unsecured, considered good, claim receivables, Contract Assets, Advance to staff and Security deposits expected to be settled within 12 months from the close of the current financial year. As on 31st March, 2022, amount stood at ₹ 35806.83 lakhs as against ₹ 18844.62 lakhs on 31st March 2021. There is a net increase of ₹ 16,962.21 lakhs **(i.e.,** 90.01%) during FY 2021-22 over the previous year mainly due to increase in Contract Assets (₹ 29556.94 lakhs as on 31st March, 2022 in comparison to ₹ 17173.31 lakhs as on 31st March, 2021) and Claim receivables (₹ 3562.67 lakhs as on 31st March, 2022 in comparison to 'Nil' as on 31st March, 2021) .

(e) **Current Tax Assets (Net) (note 14)**

Current Tax Assets (Net) includes Advance Tax refundable, Advance Tax paid including TDS / TCS by netting-off Current Tax Liabilities consisting of Current year tax liabilities (including tax liability pertaining to regulatory deferred account balances), adjustment for earlier years and tax on Other Comprehensive Income. NEEPCO's Current Tax Assets (net) as on 31st March, 2022 was ₹ 141.20 lakh as against Current Tax Liabilities ₹ 226.19 lakh as on 31.03.2021.

(f) **Other Current Assets (note 15)**

Other Current Assets consists of prepaid expenses, advance to Suppliers & contractor (net of provision), Scrap/obsolete assets (net of provision), assets held for disposal (at NRV). NEEPCO's other current assets (net of provision) as on 31st March, 2022 and 31st March, 2021 were ₹ 3149.91 lakhs and ₹ 3871.04 lakhs respectively, i.e., a decrease by 18.63%.

5. Regulatory Deferral Accounts Debit Balance - Note-16

Regulatory deferred accounts debit balance (RDA Dr. bal.) as on 31st March 2022 & 31st March 2021 amounts to ₹ 92344.55 lakhs and ₹ 84384.08 lakhs respectively, i.e., an increase by 9.43%. Regulatory deferred accounts debit balance consists of Employees benefit expenses for gratuity amounting to ₹ 4793.47 lakhs (Previous Year ₹ 4793.47 lakhs), Depreciation - Tuirial Hydro Power Station amounting to ₹ 18079.69 lakhs (Previous Year ₹ 13962.05 lakhs), Deferred Tax adjustment against deferred tax liabilities amounting to ₹ 29387.52 lakhs (Previous Year ₹ 24233.87 lakhs), Deferred Tax Recoverable amounting to ₹ 38623.96 lakhs (Previous Year ₹ 39934.78 lakhs) and Exchange Difference on foreign loan amounting to ₹ 1459.91 lakhs (Previous Year ₹ 1459.91 lakhs). A summarized report on RDA Dr. bal. is as follows:

(₹ in lakhs)

Particulars	Regulatory deferral Accounts Debit Balances	
	As on 31.03.2022	As on 31.03.2021
A. Opening balance as on 1st April	84,384.08	79,861.53
B. Addition during the year	9,271.29	5842.40
C. Amount realized/adjustment during the year	(1,310.82)	(1,319.85)
D. Closing Balance (A+B+C)	**92,344.55**	**84,384.08**

नेपको NEEPCO New Delhi North Eastern Electric Power Corporation

6. **Total Equity (Note- 17 & 18)**

The total equity of the Corporation as on 31st March 2022 & as on 31st March 2021 amounts to ₹ 655923.90 lakhs and ₹ 645000.69 lakhs respectively.

(₹ in lakhs)

Particulars	As on 31.03.2022	As on 31.03.2021
Opening balance as on 1 April	645,000.69	643,528.99
Profit for the year	21,229.37	4,790.15
Other comprehensive income	(1,306.16)	(818.45)
Interim Dividend for the current year	(7,500.00)	0.00
Final Dividend for the previous year	(1,500.00)	(2,500.00)
Closing Balance	**655,923.90**	**645,000.69**

a) **Equity Share Capital (Note 17)**

Equity Share Capital of the Corporation as on 31st March 2022 was ₹ 360981.04 lakhs, which is same as on 31st March 2021.

b) **Other Equity (Note 18)**

NEEPCO's other equity consists of General reserve, Retained earnings and Bond redemption reserve. The other equity as on 31st March, 2022 was ₹ 294942.86 lakhs as compared to ₹ 284019.65 lakhs as on 31st March, 2021. Category-wise break-up as follows:

₹in lakhs

Particulars	As on 31st March, 2022	As on 31st March, 2021
General Reserve	197691.68	197691.68
Retained Earnings	32197.01	21273.80
Bond Redemption Reserve	65054.17	65054.17
Total	**294942.86**	**284019.65**

7. **Non-current and current liabilities:**

Long term borrowings (Note 19 and 21):

Long term borrowing (Principal amount) as at 31st March 2022 and as at 31st March 2021 were ₹ 718899.93 lakhs and ₹ 755433.34 lakhs respectively. Current maturities out of long-term borrowings have been shown under current liabilities. Details of the total long-term borrowings (Principal amount) are as under:

(₹ in lakhs)

Particulars	As on 31st March, 2022	As on 31st March, 2021
Non-current borrowings	621566.19	659230.20
Current maturities (in one year or less) of non-current borrowings	97334.74	96203.14
Total long-term borrowings	**718900.93**	**755433.34**

नॉर्थ ईस्टर्न इलेक्ट्रिक पावर कॉर्पोरेशन नई दिल्ली NEEPCO New Delhi North Eastern Electric Power Corporation

A summary of long-term borrowing (Principal amount) outstanding are given below:

(₹ in lakhs)

Particulars	Non-current financial liabilities (note-19)		Other current financial liabilities (note-21)		Total borrowings		%
	2022	2021	2022	2021	2022	2021	Change
Secured borrowings							
Bonds	389,000.00	454,850.00	65,850.00	69,850.00	454,850.00	524,700.00	(13.31%)
Term loan	140,000.00	117,500.00	17,500.00	12,500.00	157,500.00	130,000.00	21.15%
Foreign currency loan (ECB)	5,834.11	13,195.57	7,774.78	7,538.64	13,608.89	20,734.21	(34.37%)
sub-total	**534,834.11**	**585,545.57**	**91,124.78**	**89,888.64**	**625,958.89**	**675,434.21**	**(7.32%)**
Unsecured							
Bonds	20,000.00				20,000.00		
Foreign currency Loan (Kfw)	37,535.66	44,488.21	6,208.96	6,314.50	43,744.62	50,802.71	(13.89%)
GoI Sub-ordinate loan	29,196.42	29,196.42			29,196.42	29,196.42	0.00%
Sub-total	**86,732.08**	**73,684.63**	**6,208.96**	**6,314.50**	**92,941.04**	**79,999.13**	16.18%
Total	**621,566.19**	**659,230.20**	**97,333.74**	**96,203.14**	**718,899.93**	**755,433.34**	(4.84%)

Lease liabilities (Note 19A and 21A)

In compliance to MCA notification, the Company has adopted Ind AS 116 "Leases" with effect from 01.04.2019 and applied to all lease contracts existing on 1st April 2019. Consequently, the Company recorded the lease liability at the present value of remaining lease payments discounted at the incremental borrowing rate applicable at the date of initial application.

Details of Lease liabilities are as under:

(₹ in lakhs)

Particulars	As on 31st March, 2022	As on 31st March, 2021
Lease liabilities - Non-current	438.19	267.79
Lease liabilities - Current maturities (in one year or less)	573.64	522.66
Total Lease liabilities – Assets under lease	**1011.83**	**790.45**

Other non-current Liabilities

(a) Long term Provisions (Note 20):

Long Term Provisions of ₹ 1881.86 lakhs as on 31st March, 2022 (previous year ₹ 1349.59 lakhs) include Provisions for Employee Benefits (Medical benefit for retired employees ₹ 1607.45 lakhs and Other retirement benefits ₹ 274.41 lakhs) which are expected to be settled beyond 12 months from the date of Balance Sheet.

(b) Deferred Tax liabilities/(Asset) (Note 7)

Deferred Tax Liabilities (Net) as on 31st March, 2022 amounts to ₹ **76633.80** lakhs as compared to ₹ **61814.64** lakhs as on 31st March, 2021. Increase in deferred Tax Liability is mainly due to capitalization of Kameng HPS in the previous FY.

Other Current Liabilities

(a) Trade Payables (Note 22)

Trade payables include the amounts payable on account of goods purchased or services received in the normal course of business. The trade payables as on 31st March, 2022 were ₹ 22156.98 lakhs as compared to ₹ 8583.31 lakhs as on 31st March, 2021. The aforesaid trade payables include amount payable to MSMEs amounting to ₹ 496.79 lakhs as on 31.03.2022 (₹ 434.36 lakhs as on 31.03.2021) and the same were not due for more than 45 (forty-five) days from receipt of claims from the vendors as on Balance Sheet dates of the respective financial years. Increase in Trade payable during the CY in comparison to the PY is primarily due to recognition of amount (₹ 12442.72 lakhs) on account of transmission expenses billed by the transmission agency.

(b) **Other Financial Liabilities (Note 23)**

These include interest accrued but not due on outstanding loans & bonds and other liabilities like creditors for Capital expenditure, payable for employee's benefits and Provisions, which are expected to be paid/settled within 12 months from the date of Balance Sheet. Other Financial Liabilities as on 31st March, 2022 amounts to ₹ 17100.26 lakhs as compared to ₹ 19949.83 lakhs as on 31st March, 2021.

The decrease in other financial liabilities by 14.28 % is primarily due to decrease in the amount payable for capital expenditure and increase in amount payable for employees benefits.

(c) **Other Current Liabilities (note 24)**

These include retention money from contractors & others, advance from beneficiary, advance from REC for DDUGJY SAUBHAGYA schemes, Direct & Indirect Taxes Payables and other statutory dues payable (such as, CPF, LIP, NESS etc.), which are to be paid within 12 months from the date of the Balance Sheet. Other current Liabilities as on 31st March, 2022 amounted to ₹ 17136.87 lakhs as compared to₹ 14585.29 lakhs as on 31st March, 2021.

The increase in other current liabilities by 17.49 % is mainly due to increase in retention money from the contractors & Others and decrease in advance from beneficiaries.

(d) **Provisions (note 25)**

Provisions as on 31st March, 2022 was ₹ 15607.00 lakhs as compared to ₹ 16742.44 lakhs in the previous FY. These include Provision for Employee Benefits on account of Gratuity ₹ 1045.58 lakhs (previous year ₹ 1529.85 lakhs), Medical benefit for retired employees ₹ 693.90 lakhs (previous year ₹ 441.98 lakhs), Leave Encashment ₹ 13855.16 lakhs (previous year ₹ 14761.47 lakhs), and other retiring benefit ₹ 12.36 lakhs (previous year ₹ 9.14 lakhs), which are expected to be settled within 12 months from the date of Balance Sheet. Decrease in Short Term Provisions during FY 2021-22 by 6.78 % is mainly due to decrease in provisions for Gratuity & Employees leave encashment and increase in provision for Medical benefit for retired employees.

8. **Other Non- Current Liabilities :: Deferred Revenue (Note-26 and 26A)**

Deferred revenue consists of two items detailed as under:

(₹ in lakhs)

Particulars	As on 31st March, 2022	As on 31st March, 2021
Deferred revenue arising from Government grants		
Current	1597.96	1610.72
Non-Current	22797.99	24393.51
Deferred foreign currency fluctuation liabilities	6339.74	6059.27
Total	**30735.69**	**32063.50**

Deferred revenue arising from Government Grant

❖ **Grant from MDONER:**

As per the Investment Approval sanctioned vide the Ministry of Power's letter no.7/7/2009-H-I dated 14th January 2011, an amount of ₹30000.00 lakhs has been sanctioned by the Ministry of Development of North Eastern Region (MDONER) as a part of the approved funding pattern for the Tuirial Hydro Electric Project, Mizoram. The total amount of ₹ 30000.00 lakhs are included in Grant in Aid (GIA) which is subjected to amortization during normative useful life of the project since its commissioning, balance of which continuing in books of NEEPCO as on 31.03.2022 was ₹ 23407.96 lakhs.

❖ **Govt. subordinate loan:**

Govt. of India has approved a Sub-ordinate loan amounting to ₹ 29196.42 Lakhs to NEEPCO for implementation of Tuirial HEP with interest @1% per annum payable from the "Date of Commercial Operation" of the project. Of the aforesaid loan amount, NEEPCO has received ₹ 29096.42 lakhs till 31.03.2015 and the balance ₹ 100.00 lakhs has been received

during the FY 2015-16. The loan amount (₹ 29096.42 lakhs) received till 31.03.2015 has been recognized in books of NEEPCO as on 01.04.2015 (Ind AS Transition date) at its carrying value in compliance to the Ind AS 101 (Exception to the retrospective application). However, for the loan amount (₹ 100.00 lakhs) received during the FY 2015-16, the benefit of the loan due to below market rate of interest (considered SBI base rate @9.70% effective as on Jun'15) amounting to ₹ 82.64 lakhs has been treated as a govt. grant and recognized in the Books of NEEPCO accordingly, balance of which continuing in books of NEEPCO as on 31.03.2022 was ₹ 72.32 lakhs.

- **Spares out of Grant in Aid:**

  Total value of spares purchased out of "Grant in aid" received from the Central Govt. amounts to ₹ 3659.53 lakhs and accordingly, recognized in books of Assam Gas Based Power Stations of NEEPCO. The said GIA is subjected to adjustment on year to year basis based on value of such spares consumed/utilized for repairs & maintenance of the Plant. Balance continuing in books of NEEPCO as on 31.03.2022 on account of the aforesaid spares was ₹ 915.67 lakhs.

- **Deferred Foreign Currency Fluctuation liabilities:**

  "Deferred foreign currency fluctuation liability" recognized in books of the Company and balance continued as on 31.03.2022 amounts to ₹ 6339.74 lakhs (Previous year ₹ 6059.27 lakhs) on accounts of FERV relating to foreign loans (ECB from SBI Singapore and Foreign currency loan from KfW, Germany) drawn prior to 01.04.2016.

Result from Operations:

I. Total revenue (Note-27 & Note-28)

(₹ in lakhs)

Sl.	Particulars	FY 2021-22	FY 2020-21	Change
1	Sale of energy	241,233.75	196,172.98	22.97%
2	Sale of energy through trading	64,842.06	23,539.49	175.46%
3	Electricity duty	-	1,564.69	(100.00%)
4	Revenue from DSM	2,278.42	2,819.97	(19.20%)
5	Revenue from RRAS	256.87	892.46	(71.22%)
6	FERV (Net) from the beneficiaries	405.38	1,547.99	(73.81%)
7	NERLDC Fees & other charges from beneficiaries	474.78	319.56	48.57%
8	Deferred revenue – Govt. grant	1,597.96	1,610.72	(0.79%)
9	Interest from the beneficiaries	9,595.11	341.56	2709.20%
	Revenue from operation	**320,684.33**	**228,809.42**	40.15%
10	Other income	9,512.34	26,634.86	(64.29%)
	Total Revenue	**330,196.67**	**255,444.28**	29.26%

Revenue from operation (note 27):

NEEPCO sells electricity to bulk consumers comprising of the state-owned electricity utilities and power departments in the North Eastern Region (NER) (excluding Sikkim) as well as power departments outside NER (from Kameng HPS) under long term Power Purchase Agreements (PPAs) and as per the allocation made by the Ministry of Power for each of the beneficiary States. In addition, the Company resorted to Power trading through M/s NTPC Vidyut Vyapar Nigam Ltd (NVVN) and M/s PTC (I) Ltd for merchant power generated by Kameng HEP and Surplus power available to the Company on account of Un-requisitioned Energy (URS) & on regulation of power supply to the defaulting beneficiaries. Total revenue from operations during 2021-22 was ₹ 320684.33 lakhs (previous year ₹ 228809.42 lakhs,) which constitutes 97.12% (previous year 89.57%) of total income of the Company for the year.

With total installed capacity of 2057 MW, the Company has achieved a generation of 8120.29 MU during the current year as compared to total generation of 6869.86 MU during the previous year from its total installed capacity of 2057 MW.

Other Income (note 28)

'Other income' mainly comprises interest on bank deposits, delay payment surcharge, provision written back, and miscellaneous receipts.

Other Income was ₹ 9512.34 lakhs during the FY 2021-22 as compared to ₹ 26634.86 lakhs in FY 2020-21. The decrease in other income is mainly due to decrease in Delay payment surcharge (by ₹ 20944.99 lakhs) and increase in Misc. receipts (by ₹ 3667.09 lakhs).

During the current FY 2021-22, Other Misc. Receipts increased to ₹ 5126.98 lakhs (PY ₹ 1459.89 lakhs) which includes transit hostel recoveries, liquidity damage recovered, Insurance claim receivable, Interest from employees on loans, sale of tender paper etc.

II. Expenditure (Note-29 to Note-33)

The total expenditure in FY 2020-21 increased by 22.84% as compared to the previous year, which is due to increase in Employee benefits expenses, Finance Cost & Depreciation and decrease in Fuel cost & other expenses.

(₹ in lakhs)

Particulars	2021-22	2020-21	Increase/ (Decrease)	Change(%)
Fuel cost (Note 29)	63,488.96	49,454.08	14,034.88	28.38%
Employee benefit expense (Note 30)	46,518.08	42,644.29	3,873.79	9.08%
Finance costs (Note 31)	58,198.79	50,932.61	7,266.18	14.27%
Depreciation and amortization expense (Note 32)	80,781.94	65,614.53	15,167.41	23.12%
Other expenses (Note 33)	45,824.08	38,154.80	7,669.28	20.10%
Total expenses	**294,811.85**	**246,800.31**	**48,011.54**	19.45%

Fuel Cost

Price of fuel (natural gas) utilized in thermal generating stations of NEEPCO is governed by rate as decided and notified by the Ministry of Petroleum and Natural Gas (MoPNG), Government of India, except for Tripura Gas Based Power Station (TGBPS), for which applicable price is governed by agreement drawn between NEEPCO and ONGC for supply of fuel. Total fuel cost consists of cost of gas and transportation expenses thereon.

Increase in fuel cost during the Current year (CY) by ₹ 14034.88 lakhs over the Previous year (PY) is due to increase in MoPNG governed Domestic Gas Price per mmbtu increased (avg.) by 12.08% (Apr'21 to Sept'21 @$1.79 & Oct'21 to Mar'22 is @ $2.90 and Apr'20 to Sept'20 @ $2.39 & Oct'20 to Mar'21 is @ $1.79) and total increase in Fuel (gas) drawn during F.Y. 2021-22 by 103.01 mmbtu by the thermal stations of the Company.

Expenditure on fuel (gas) constituted 21.54 % of the total expenditure during the CY as against 20.04% during the PY.

Employees' Remuneration and Benefits

Employees' remuneration and benefits includes salaries and wages, contribution to Provident Fund and other superannuation benefits, leave encashment and Staff welfare expenses. These expenses accounted for 15.78 % of NEEPCO's total expenditure during the year as compared to 17.28 % in the previous year. Increase in employee's expenses during the CY in comparison to the PY by ₹ 3873.79 lakhs is mainly due to commissioning of Kameng HEP during the previous year resulting in charging off its employees benefit expenses for the full year to the Statement of Profit & Loss during the FY 2021-22.

Finance Costs

NEEPCO's finance costs include interest expenses on borrowings as well as other finance charges such as commitment fees, guarantee fee on foreign loan, Exchange rate fluctuation etc. All borrowings including foreign currency borrowings are denominated in Indian Rupees for accounting purposes.

During the year, finance Cost (revenue account) increased by 14.27% to ₹ 58198.79 lakhs from ₹ 50932.61 lakhs in the previous year. Increase in Finance cost during the CY in comparison to the PY by ₹ 7266.18 lakhs is mainly due to commissioning of Kameng HEP during the previous year resulting in charging off its borrowing costs for the full year to the Statement of Profit & Loss during the FY 2021-22. Finance cost accounted for 19.74 % of NEEPCO's total expenditure during the year as compared to 20.64 % in the previous year.

Depreciation

Depreciation is charged on Straight Line Method following the rates & methodology as per the Central Electricity Regulatory Commission (Terms and conditions of Tariff) Regulations 2019 notified on 07th March, 2019 & amendments thereto, except few exceptions as included in approved Accounting Policy of the Company. During the FY 2021-22, depreciation increased by 23.12% to ₹ 80781.94 lakhs during the current year as against ₹ 65614.53 lakhs in FY 2020-21. Increase in depreciation during the CY in comparison to the PY by ₹ 15167.41 lakhs is mainly due to commissioning of Kameng HPS and assets capitalization during the previous year resulting in substantial charging off depreciation on the said assets for the full year to the Statement of Profit & Loss during the FY 2021-22.

Depreciation accounted for 27.40 % of NEEPCO's total expenditure during the year as compared to 26.59 % in the previous year.

Other Expenses

Other expenses (including generation and administration expenses) consists of repair and maintenance of Plant assets, general establishment/administrative expenses, Insurance charges, Trading expenses, NERLDC fees & charges, Corporate Social Responsibility expenses, Security expenses, transport expenses, electricity duties, write offs etc. These expenses represented approximately 15.54% of NEEPCO's total expenditure during the year as compared to 15.46 % in FY 2020-21. In absolute terms, these expenses increased by ₹ 7669.28 lakhs (i.e. 20.10 %) over the previous year mainly due to increase in R&M ₹ 1271.81 lakhs, Trading expenses ₹ 3592.43 lakhs, Write off ₹ 693.59 lakhs, Interest to beneficiaries ₹ 1078.51 lakhs, RRAS expenses ₹ 298.48 lakhs, Medical expenses ₹ 236.10 lakhs, NERLDC fees & Charges ₹ 248.33 lakhs and Others (Net) ₹ 250.03 lakhs.

Movement in Regulatory Deferral Accounts Balances (Regulatory Income)

In compliance to Ind AS 114 – Regulatory Deferral Accounts and in line with the Guidance Note on "Accounting of Rate Regulated Activities" issued by the Institute of Chartered Accountants of India, "Regulatory Assets" has been created and corresponding "Regulatory Income" has been recognized in books of NEEPCO.

During the FY 2021-22, the Company had recognized an amount of ₹ 7960.47 lakhs (previous year ₹ 4522.55 lakhs) as "Movement in Regulatory Deferral Accounts balances" (Net of tax ₹ 6340.59 lakhs and ₹3501.77 lakhs respectively) in the Statement of Profit & Loss as Regulatory income. The said "Regulatory Income" recognized during the CY on account of the following three factors:

(i) **Depreciation - Tuirial HPS**

CERC determined Annual Fixed Cost (AFC) of Tuirial Hydro Power Station (THPS) of NEEPCO is in consideration of depreciation @2% in line with the decision of the Public Investment Board (PIB) of the Govt. of India for determining Revised Cost Estimate (RCE) of the generating station (THPS).

The rates and methodology as per the CERC Tariff Regulations based on which depreciation for THPS has been calculated and charged to the Statement of Profit & Loss of NEEPCO for the period under consideration vary from that allowed to recover through tariff as per the CERC order. Due to higher rate of depreciation as per the CERC Tariff Regulations, depreciation charged to the Statement of Profit & loss Account for the first 12 (twelve) years of operation the generating station (THPS) since its "Date of Commercial Operation (COD)" will be more than that of the depreciation recoverable through tariff, which will be reversed in future during its remaining period of normative useful life of the plant from the 13th year of its COD. Accordingly, the lower depreciation realized as "Revenue" for the generating station during the earlier period (till 12th year) of its operation will be recovered/adjusted during its later useful period.

In view of above, the difference of depreciation to the extent recoverable/adjustable in future period has been recognized on an undiscounted basis as "Regulatory deferral account debit balances" by crediting to the "Movement of Regulatory Deferral Account Balances". The difference of depreciation to the extent recoverable/adjustable in future period recognized during the CY on an undiscounted basis amounts to ₹ 4117.64 lakhs (PY ₹ 4119.51 lakhs) as "Regulatory Income".

(ii) **Deferred Tax adjustment against deferred tax liabilities**

Deferred tax accrued during the year on income generated from sale of electricity and further adjustable/reversal in future periods when the related deferred tax liability will form a part of current tax & recoverable from the beneficiaries amounting to ₹ 5153.65 lakhs has been accounted as "Deferred tax adjustment against deferred tax liability" during the CY (₹ 1177.30 lakhs during the PY), which has been recognized as "Regulatory income" and presented as a movement in "Regulatory Deferral Accounts Balance" in Books of the Company.

(iii) **Deferred tax recoverable from beneficiaries**

As per Regulation 67 of the CERC (Terms and Conditions of Tariff Regulations) 2019, Deferred tax liabilities for the period upto 31st March, 2009 whenever they materialize shall be recoverable directly by the generating companies or transmission licensees from the then beneficiaries or long term customers, as the case may be. Against the balance of ₹ 39934.78 lakhs as on 01.04.2021 on accounts of "Deferred tax recoverable", an amount of ₹ 1310.82 lakh has been recognized during the CY (₹ 1319.85 lakhs during the PY) as Regulatory Expense.

Profit before Tax

The profit of the Company before tax and exceptional items is tabulated below;

(₹ in lakhs)

Particulars	As on 31st March, 2022	As on 31st March, 2021
Total Income	**330196.67**	**255444.28**
less:		
Expenditure related to operations	155831.12	130253.17
Finance cost	58198.79	50932.61
Depreciation, amortization and impairment expenses	80781.94	65614.53
Profit before tax (Excl. Exceptional items and Movement in Regulatory Deferral Accounts Balances)	**35,384.82**	**8,643.97**

Details of tax provision

(₹ in lakhs)

Particulars	FY 2021-22		
	Current Tax	Deferred Tax	Total
Provision for financial year 2021-22	7296.76	14819.16 (net of DTA)	22115.92
Adjustments for earlier years	0.00		0.00
Net provision as per Statement of Profit and Loss	7296.88	14819.16 (net of DTA)	22115.92

(₹ in lakhs)

Particulars	FY 2020-21		
	Current Tax	Deferred Tax	Total
Provision for financial year 2020-21	1580.43	2115.15 (net of DTA)	3695.58
Adjustments for earlier years	604.77	-	604.77
Net provision as per Statement of Profit and Loss	2185.20	2115.15 (net of DTA)	4300.35

New Delhi North Eastern Electric Power Corporation

Profit after tax

The profit of the Company after tax is tabulated below:

(₹ in lakhs)

Particulars	FY 2021-22	FY 2020-21
Profit before Tax (Excl. Exceptional items and Movement in regulatory deferral account balances)	35,384.82	8643.97
Exception items – Income/ (expenses)	0.00	(4076.02)
Profit before Tax (Excl. Movement in regulatory deferral account balances)	35384.82	4567.95
Add: Movement in regulatory deferral account balances	7960.47	4522.55
Less: Tax expense	22115.92	4300.35
Profit after tax	**21229.37**	**4790.15**

Other Comprehensive Income

The Other Comprehensive Income (net of tax) for the financial year 2021-22 is (-) ₹ 1306.16 lakhs in comparison to (-) ₹ 818.45 lakhs in the financial year 2020-21 .

Cash flows

Cash & cash equivalents and cash flows on various activities are given below:

(₹ in lakhs)

Particulars	FY 2021-22	FY 2020-21
Opening cash & cash equivalents	**46.89**	**187.24**
Net cash inflow/ (outflow) from operating activities	1,70,869.82	79,962.10
Net cash inflow/ (outflow) from investing activities	(50615.69)	341.34
Net cash inflow/ (outflow) from financing activities	(1,15,956.53)	(80,443.79)
Closing cash & cash equivalents	**4,344.49**	**46.89**

Statement of Cash flow comprises of cash flow from Operating activities, Investing activities and Financing activities.

NEEPCO's net cash flow from operating activities is ₹ 1,70,869.82 lakhs during the FY 2021-22 as compared to ₹ 79,962.10 lakhs in the previous FY. The net cash from operating activities has been arrived at after adjusting the non-cash items viz. Depreciation of ₹ 80781.94 lakhs, Finance cost of ₹ 58432.19 lakhs, Movement in Regulatory Deferral Accounts Balances of ₹ 7960.47 lakhs, Foreign exchange gain of ₹ 233.40 lakhs, Loss on de-recognition of assets (net) of ₹ 71.82 lakhs, Provision/ write off amounting to ₹ 3996.80 lakhs, Deferred revenue of ₹ 1597.96 lakhs, Provision written back of ₹ 67.92 lakhs and Interest /Investment income of ₹ 155.93 lakhs. Change in Operating Assets and Liabilities had impact of Cash Inflow (net) by ₹ 5610.74 lakhs due to effect of increase/(decrease) in inventories, trade receivables, Other receivables, loans & advances, other financial liabilities & provisions. Income tax payment of ₹ 7204.48 lakhs was also made during the year.

NEEPCO's net cash outflow from investing activities is ₹ 50615.69 lakhs during the FY 2021-22 as against inflow of ₹ 341.34 lakhs in the previous FY. It includes expenditure on Property, plant & equipment ₹ 51866.12 lakhs, Interest income on investment of ₹ 155.93 lakhs, Realization on disposal of assets ₹ 1596.15 lakhs, Realization on accounts of "Delay payment surcharge" amounting to ₹ 336.17 lakhs and Change in Bank balance other than cash and cash equivalents (₹ 837.82 lakhs).

In FY 2021-22, NEEPCO's net cash outflow from financing activities is ₹ 115956.53 lakhs as against ₹ 80,443.79 lakhs for the PY. The Corporation has raised funds of ₹ 60,000.00 lakhs through PSU bond & other mid-term borrowings and also effected loan repayment and interest payments to the tune of ₹ 96387.42 lakhs and ₹ 57378.66 lakhs respectively. During the year the Corporation has paid final dividend for the FY 2020-21 amounting to ₹ 1500.00 lakhs and Interim Dividend for the FY 2021-22 ₹ 7500.00 lakhs. During the year, payment of finance lease obligations amounts to ₹ 715.78 lakhs and net outflow on account of current borrowings is ₹ 12,474.67 lakhs.

North Eastern Electric Power Corporation New Delhi

Off-Balance Sheet Items

Contingent Liabilities:

The components of Contingent Liabilities for the FY 2021-22 and 2020-21 are as follows:

(₹in lakhs)

Particulars	FY 2021-22	FY 2020-21
Claims against the Company not acknowledged as debt in respect of:		
Pending litigation against Capital Works	161370.11	156610.00
Land Compensation cases	2806.00	2738.00
Disputed Income Tax demand	46889.39	46889.39
Others	15.00	3.49
Total	**211080.50**	**206240.88**

Commitments

(₹ in lakhs)

Particulars	FY 2021-22	FY 2020-21
Estimated amount of contract remaining to be executed on capital contracts and not provided for (net of advances & deposits)	16030.42	32640.30

Financial review of Joint Venture Companies

As on 31st March 2022, NEEPCO has one Joint Venture Company as follows:

- KSK Dibbin Hydro Power Private Limited, 8-2-293/82/A/431/A, Road No.22, Jubilee Hills, Hyderabad – 500 033, India

  The above Joint Venture (JV) Company are incorporated in India. Consolidated Financial Statements for the year ended 31.03.2022 has been prepared based on the un-audited accounts of the said JV Company using equity method of accounting.

A brief report of financial result on consolidation is given below:

(₹ in lakhs)

Particulars	For the year ended 31st March,2022	For the year ended 31st March,2021
Total revenue	330196.67	255444.28
Total expenses	294811.85	246800.31
Exceptional items – income/ (expenses)	0.00	(4076.02)
Share of Profit/ (loss) of Joint Venture	(0.99)	1.57
Profit before Rate regulated activities & Tax	35383.83	4569.52
Tax Expenses	20495.73	3280.06
Profit before Rate regulated activities	14888.10	1289.46
Movement in Rate Regulated Activities (net of Tax)	6340.59	3501.77
Profit / (Loss) for the year	21228.69	4791.23
Other comprehensive income	(1306.16)	(818.45)
Total Comprehensive Income (net of tax)	19922.53	3972.78
Total equity	656274.87	645352.34

NEEPCO New Delhi North Eastern Electric Power Corporation

HUMAN RESOURCES AND HRD

As on 31.03.2022, the Corporation had 1644 numbers of regular employees including 3 Board Level Executives (excluding CVO). Out of which 725 are Executives, 227 are Supervisors and 689 are Workmen.

Analysis of Age Profile of regular employees and its findings are as under:

Age Group	Total	Percentage of employees
Up-to 30 years	52	3%
31 - 40 years	207	13%
41-50 years	358	22%
51-60 years	1027	62%

Superannuation profile in the next 5(five) years:						
Cadre	2022-23	2023-24	2024-25	2025-26	2026-27	TOTAL
Executive	52	54	51	57	56	270
Supervisor	20	14	29	18	25	106
Workmen	36	31	44	32	44	187
TOTAL	**108**	**99**	**124**	**107**	**125**	**563**

The above findings indicate that 62% of manpower in the Corporation are in the age brackets of 51 years and above and about 565 numbers of employees will be superannuating by the year March, 2027. This figure suggests that the attrition rate in the Corporation is high and needs immediate attention.

During the year 2021-2022, a total number of 589 employees participated in training and total training man days achieved was 3093.

For and on behalf of the Board of Directors

(Rajeev Kumar Vishnoi)
Chairman & Managing Director
DIN: 08534217

Dated: 10-08-2022
Place: Rishikesh

ANNEXURE - 6A

Independent Auditors'Report

To

The Members of North Eastern Electric Power Corporation Limited

Report on the Audit of the Standalone Financial Statements

Opinion

We have audited the accompanying Standalone Financial Statements of North Eastern Electric Power Corporation Limited ('the Company'), which comprise the Balance Sheet as at 31st March 2022, the Statement of Profit and Loss (including Other Comprehensive Income), the Statement of Cash Flows and the Statement of Changes in Equity for the year then ended, and notes to the Financial Statements, including a summary of significant accounting policies and other explanatory information (herein after referred to as 'Standalone Financial Statements').

In our opinion and to the best of our information and according to the explanation given to us, the aforesaid Standalone Financial Statements give the information required by the Companies Act 2013 ('the Act') in the manner so required and give a true and fair view in conformity with the accounting principles generally accepted in India, of the state of affairs (financial position) of the Company as at 31st March 2022, and its profit (financial performance including other comprehensive income), its cash flows and the changes in equity for the year ended on that date.

Basis for Opinion

We conducted our audit in accordance with the Standards on Auditing (SAs) specified under section 143(10) of the Companies Act, 2013. Our responsibilities under those Standards are further described in the Auditors' Responsibilities for the Audit of the Standalone Financial Statements section of our report. We are independent of the Company in accordance with the Code of Ethics issued by the Institute of Chartered Accountants of India together with the ethical requirements that are relevant to our audit of the Standalone financial statements under the provisions of the Companies Act, 2013 and the Rules there under, and we have fulfilled our other ethical responsibilities in accordance with these requirements and the Code of Ethics. We believe that the audit evidence we have obtained is sufficient and appropriate to provide a basis for our opinion.

Emphasis of Matter

We draw attention to the following matters in the Notes to the Standalone Financial Statements:

1. Note No.2 (vi) regarding Capitalization of ₹12442.72 lakhs being Capacity Charges on Transmission assets including interest thereon billed by PGCIL for earlier years.
2. Note No. 27(b) read with Significant Accounting Policy 17.1(a)(ii) regarding Sale of energy includes ₹10279.34 lakhs being the revenue for the year recognized on the basis of provisional rate.
3. Note No. 28(iii) read with Note No. 13(i) regarding recognition of Delayed Payment Surcharge of ₹3636.25 lakhs on disputed Trade Receivable from TSECL.

Our opinion is not modified in respect of these matters.

Key Audit Matters

Key audit matters are those matters that, in our professional judgement, were of most significance in our audit of the Standalone Financial Statements of the current period. These matters were addressed in the context of our audit of the Standalone financial statements as a whole, and in forming our opinion thereon, and we do not provide a separate opinion on these matters.

We have determined the matters described below as the key audit matters to be communicated in our report.

Sl. No	Key Audit Matter	Addressing the Key Audit Matter
1	**Recognition and Measurement of Revenue from sale of energy** The Company records revenue from sale of energy based on tariff approved by the Central Electricity Regulatory Commission (CERC) and where final tariff is yet to be approved by CERC, provisional sale is recognized on the basis of provisional rate considering the Annual Fixed Cost submitted before the CERC through tariff petition. Where neither approved tariff is available nor petition is pending with the CERC, sale of energy is accounted for on the basis of tariff as agreed by the beneficiaries. (Refer note no. 27 read with significant accounting policy no.17.1(a)	**Our Audit Procedure:** We have obtained an understanding of the CERC tariff regulations, orders, circulars, guidelines and the company's internal circulars and procedures in respect of recognition and measurement of revenue from sale of energy comprising of capacity and energy charges and adopted the following Audit Procedures: - Evaluated and tested the effectiveness of the company's design of internal controls relating to recognition and measurement of revenue from sale of energy. - Verified the accounting of revenue from sale of energy as well as accounting of provisional revenue from sale of energy based on provisional tariff computed as per the principles adopted by the Company.
2	**Impairment Assessment of carrying value of Property, Plant & Equipment (PPE)** The Company has a material operational asset base (PPE) relating to generation of electricity and is one of the components for determining the tariff as per the CERC Tariff Regulations, which may be vulnerable to impairment. Carrying value of PPE requires impairment assessment based on the future expected cash flows associated with the Power Plants (Cash Generating Units), (Refer Note No.50 read with the Significant Accounting Policy No.5)	**Our Audit Procedure:** We have adopted the following Audit Procedure: - Read the Company's Accounting Policies with respect to impairment in accordance with Ind AS 36 "Impairment of Assets". - Performed test of controls over key financial controls related to accounting, valuation and recoverability of assets through inspection of evidence. - Performed substantive audit procedures including : i) Obtained the management's impairment assessment ii) Evaluated the key assumptions including projected generation, fuel prices, exchange rate, energy prices, post power purchase agreement period and weighted average cost of capital by comparing them with prior years and external data, where available. iii) Obtained and evaluated the sensitivity analysis. Reliance has been placed on management projections for completion timeline, volume of generation and resultant revenue based on expected tariff there against.

Sl. No	Key Audit Matter	Addressing the Key Audit Matter
3	**Contingent Liability** There are number of litigations/claims against the company pending before various forums. Claims made against the company are significant and the management's judgement is required for estimating the amount involved and their proper disclosure. Disclosure of the same involves a significant degree of Management's judgement in interpreting the cases and assessment of the probability of occurrence of the liability which may be subject to Management bias. (Refer note no. 36 to the Standalone Financial Statement.)	**Our Audit Procedure:** We have obtained the details of cases / disputes / claims pending before various courts / Arbitration / Quasi-Judicial Forums etc. as on 31.03.2022 from the Management along with the latest status and management's assessment for the same. We have also obtained the Company's Accounting Policy in this regard and their disclosure in notes to the Standalone financial statements for the same. We understood and tested the design and operating effectiveness of control as established by the Management for obtaining all relevant information for pending litigation/cases. We discussed with Management regarding their basis of assessment and any material development thereto and also possible outcomes of the claims/disputes.

Information Other than the Standalone Financial Statements and Auditors Report thereon

The Company's Board of Directors is responsible for the preparation of the other information. The other information comprises the information included in the Management Discussion and Analysis Report, Director's Report including Director's Responsibility Statement and Report of Corporate Governance, but does not include the standalone financial statements and our auditors' report thereon. The Other Information as stated above is expected to be made available to us after the date of this Auditors' Report.

Our opinion on the standalone financial statements does not cover the other information and we do not and will not express any form of assurance on conclusion there on.

In connection with our audit of the standalone financial statements, our responsibility is to read the other information identified above when it becomes available and, in doing so, consider whether the other information is materially inconsistent with the standalone financial statements or our knowledge obtained during auditor otherwise appears to be materially is misstated.

When we read the Other Information as stated above and if we conclude that there is a misstatement therein, we are required to communicate the matter to those charged with governance and describe necessary actions required as per applicable laws and regulations.

Responsibilities of Management and Those Charged with Governance for the Standalone Financial Statements

The Company's Board of Directors is responsible for the matters stated in Section 134(5) of the Companies Act, 2013 ('the Act') with respect to the preparation of these Standalone Financial Statements that give a true and fair view of the financial position, financial performance including other comprehensive income, cash flows and changes in equity of the Company in accordance with the accounting principles generally accepted in India, including the Indian Accounting Standards (IndAS) specified under Section 133 of the Act, read with relevant rules issued thereunder and as per the Electricity Act, 2003 and relevant Central Electricity Regulatory Commission (CERC) regulation and other recognized accounting practices and policies.

This responsibility also includes maintenance of adequate accounting records in accordance with the provisions of the Act for safeguarding the assets of the Company and for preventing and detecting frauds and other irregularities; selection and

application of appropriate accounting policies; making judgements and estimates that are reasonable and prudent; and design, implementation and maintenance of adequate internal financial controls, that were operating effectively for ensuring the accuracy and completeness of the accounting records, relevant to the preparation and presentation of the Standalone Financial Statements that give a true and fair view and are free from material misstatement, whether due to fraud or error.

In preparing the Standalone Financial Statements, management is responsible for assessing the Company's ability to continue as a going concern, disclosing, as applicable, matters related to going concern and using the going concern basis of accounting unless management either intends to liquidate the Company or to cease operations, or has no realistic alternative but to do so.

The Board of Directors is also responsible for overseeing the Company's financial reporting process.

Auditors Responsibility for the Audit of the Standalone Financial Statements

Our objectives are to obtain reasonable assurance about whether the standalone financial statements as a whole are free from material misstatement, whether due to fraud or error, and to issue an auditors' report that includes our opinion. Reasonable assurance is a high level of assurance, but is not a guarantee that an audit conducted in accordance with Standard on Auditing (SAs) will always detect a material misstatement when it exists. Misstatements can arise from fraud or error and are considered material if, individually or in the aggregate, they could reasonably be expected to influence the economic decisions of users taken on the basis of these standalone financial statements.

As part of an audit in accordance with SAs, we exercise professional judgement and maintain professional skepticism throughout the audit. We also:

- Identify and assess the risks of material misstatement of the standalone financial statements, whether due to fraud or error, design and perform audit procedures responsive to those risks, and obtain audit evidence that is sufficient and appropriate to provide a basis for our opinion. The risk of not detecting a material misstatement resulting from fraud is higher than for one resulting from error, as fraud may involve collusion, forgery, intentional omissions, misrepresentations, or the over ride of internal control;
- Obtain an understanding of internal control relevant to the audit in order to design audit procedures that are appropriate in the circumstances. Under section 143(3)(i) of the Act, we are also responsible for expressing our opinion on whether the Company has adequate internal financial controls system with reference to financial statements in place and the operating effectiveness of such controls;
- Evaluate the appropriateness of accounting policies used and the reasonableness of accounting estimates and related disclosures made by management;
- Conclude on the appropriateness of management's use of the going concern basis of accounting and, based on the audit evidence obtained, whether a material uncertainty exists related to events or conditions that may cast significant doubt on the Company's ability to continue as a going concern. If we conclude that a material uncertainty exists, we are required to draw attention in our auditors' report to the related disclosures in the standalone financial statements or, if such disclosures are in adequate, to modify our opinion. Our conclusions are based on the audit evidence obtained up to the date of our auditors' report. However, future events or conditions may cause the Company to cease to continue as a going concern; and
- Evaluate the overall presentation, structure and content of the standalone financial statements, including the disclosures and whether the standalone financial statements represent the underlying transactions and events in a manner that achieves fair presentation.

Materiality is the magnitude of misstatements in the standalone financial statements that, individually or in aggregate, makes it probable that the economic decisions of a reasonably knowledgeable user of the standalone financial statements may be influenced. We consider quantitative materiality and qualitative factors in (i) planning the scope of our audit work and in evaluating the results of our work; and(ii) to evaluate the effect of any identified misstatements in the standalone financial statements.

We communicate with those charged with governance regarding, among other matters, the planned scope and timing of the audit and significant audit findings, including any significant deficiencies in internal control that we identify during our audit.

We also provide those charged with governance with a statement that we have complied with relevant ethical requirements regarding independence, and to communicate with them all relationships and other matters that may reasonably be thought to bear on our independence, and where applicable, related safeguards.

From the matters communicated with those charged with governance, we determine those matters that were of most significance in the audit of the standalone financial statements of the current period and are therefore the key audit matters. We describe these matters in our auditors' report unless law or regulation precludes public disclosure about the matter or when, in extremely rare circumstances, we determine that a matter should not be communicated in our report because the adverse consequences of doing so would reasonably be expected to outweigh the public interest benefits of such communication.

Report on Other Legal and Regulatory Requirements

1. As required by the Companies (Auditor's Report) Order, 2020 ('the Order')issued by the Central Government of India in terms of Section 143(11) of the Act and on the basis of such checks of the books and records of the Company as we considered appropriate and according to the information and explanation given to us we give in the Annexure A, a statement on the matters specified in the paragraph 3 and 4 of the order, to the extent applicable.

2. As required by Section 143(5) of the Act, on the basis of such check of the books and records of the Company as we considered appropriate and according to the information and explanations given to us, we give in the Annexure B, a report on the directions issued by the Comptroller and Auditor General of India.

3. As required by Section 143(3) of the Act, we report that:

   a. We have sought and obtained all the information and explanations which to the best of our knowledge and belief were necessary for the purposes of our audit;

   b. In our opinion, proper books of account as required by law have been kept by the Company so far as it appears from our examination of those books;

   c. The Balance Sheet, the Statement of Profit and Loss (including the other comprehensive income), the statement of Cash Flows and the Statement of changes in equity dealt with by this Report are in agreement with the books of account;

   d. In our opinion, the aforesaid Standalone Financial Statements comply with the Indian Accounting Standards specified under Section 133 of the Act;

   e. Being a Government Company, pursuant to the Notification No. GSR 463(E) dated 5th June 2015 issued by Ministry of Corporate Affairs, Government of India, provisions of sub-section (2) of Section 164 of the Companies Act, 2013, are not applicable to the Company.

   f. As per Notification No. GSR 463(E) dated 5th June, 2015 issued by the Ministry of Corporate Affairs, Govt. of India, Section 197 of the Act, as regards managerial remuneration, is not applicable to the Government Companies. Accordingly, reporting in accordance with requirement of provisions of section 197(16) of the Act is not applicable to the Company.

   g. With respect to the adequacy of the internal financial controls with reference to Standalone financial statements of the Company and the operating effectiveness of such controls, refer to our separate report in Annexure C; and

   h. With respect to the other matters to be included in the Auditors' Report in accordance with Rule 11 of the Companies (Audit and Auditors) Rules, 2014, in our opinion and to the best of our information and according to the explanations given to us:

      i. The Company has disclosed the impact of pending litigations on its financial position in its Standalone Financial Statements - Refer Note 36 to the Standalone Financial Statements;

ii. The Company has made provision, as required under the applicable law or Indian accounting standards, for material foreseeable losses, if any, on long-term contracts; and

iii. The Company has no case of transferring any amount to the Investor Education and Protection Fund as per the provisions of the Act.

For **L.K. KEJRIWAL & CO.**
Chartered Accountants
Firm Registration No.: 001368C

[Rakesh Sanganeria]
Partner
Membership No. 073232
UDIN: 22073232AIZVIV9694

Place : Patna
Date : 14.05.2022

Annexure A to the Independent Auditors' Report

(Refer to in Paragraph 1 under "Report on other Legal and Regulatory Requirements" Section of Independent Auditors' Report of even date on the Standalone Financial Statement for the year ended 31st March 2022)

Based on the Audit procedure performed for the purpose of reporting a true and fair view on the Standalone Financial Statement of the Company and taking into consideration the information and explanation given to us and the books of accounts and other records examined by us in the normal course of audit and to the best of our knowledge and believe, we report that:

(I) (a) (A) The company has maintained proper records showing full particulars, including quantitative details and situation of Property, Plant and Equipment;

(B) The company has maintained proper records showing full particulars of intangible assets;

(b) There is a regular programme of physical verification of all Property, Plant and Equipment on an annual basis by the management. Though no material discrepancies were noticed on such verification, in our opinion, the details and records maintained in physical verification reports need improvement having regard to the size of the company and the nature of its business.

(c) The title deeds of all the immovable properties (other than properties where the Company is the lessee and the lease agreements are duly executed in favour of the lessee) disclosed in the financial statements are held in the name of the company, except in the following cases :

Description of Property	Gross Carrying value (Rs.In lakhs)	Held in name of	Whether Promoter Director or their relative or employee	Period held indicate range where appropriate	Reason for not being held in name of company
33.19 Area of Land at Guwahati, Assam	441.06	Assam Tea Corporation Ltd. Assam	NO	17.06.2009	Mutation process is under progress
183.19 Hectare of Land at West Jantia Hills, Meghalaya, for NEEPCO Project - Kopli Hydro Power Station - Stage II	452.68	Smt. Ibil Dkhar and Others (303 nos. of petitioners)	NO	10.09.1984	This Land is under litigation due to claim lodged by 303 land owners for enhancement of land compensation. The matter is Pending with the special Judge (Judicial) West, Jaintia Hills, Meghalaya
Design Office/ Guest House Building, Guwahati, Assam	375.48	Assam Tea Corporation Ltd, Assam	No	17.06.2009	Mutation process is under progress
Land at Tezu, Arunachal Pradesh	1.28	Not Available	Not Ascertainable	Not Available	Land Documents not available
Land & Building of CMD Quarter / Directors' Guest House at Laitkor, Shillong	Value of building - 222.88	Not Available	Not Ascertainable	Not Available	Land Documents not available. Land not appearing in books.

(d) The Company has not revalued its Property, Plant and Equipment (including Right of Use assets) or intangible assets or both during the year.

(e) As per information and explanation given to us, no proceedings have been initiated or are pending against the company for holding any Benami property under the "Benami Transactions (Prohibition) Act, 1988 and Rules made thereunder.

(II) (a) There is a regular programme of physical verification of inventory on an annual basis. In our opinion, the coverage and procedure of such verification by the management is appropriate and as per information and explanation given to us, discrepancies of 10% or more in the aggregate for each class of inventory were not noticed on such physical verification.

(b) The Company has been sanctioned working capital limits in excess of ₹ 5 crores, in aggregate, from banks or financial institutions on the basis of security of current assets during the year and the quarterly returns or statements filed by the Company with such banks or financial institutions are in agreement with the books of account of the Company.

(III) According to the information and explanations given to us, the company has not, during the year, made investments in, or provided any guarantee or security or granted any loans or advances in the nature of loans, secured or unsecured to companies, firms, Limited Liability Partnerships or any other parties. Accordingly, the provisions of clause (III) (a) (A) & (B), (b), (c), (d), (e) and (f) are not applicable to the company and hence not commented upon.

(IV) The company has not granted any loans or given any guarantee and security covered under sections 185 and 186 of the Companies Act, 2013. In respect of investment in the joint venture company, the Company has complied with the provisions of sections 185 and 186 of the Companies Act, 2013.

(V) According to the information and expalanations given to us, the company has not accepted any deposit or amounts which are deemed to be deposits, covered by sections 73 to 76 or any other relevant provisions of the Companies Act, 2013 and the rules framed thereunder.

(VI) We have broadly reviewed the accounts and records maintained by the Company pursuant to the Rules made by the Central Government for the maintenance of cost records under sub-section (I) of Section 148 of the Companies Act, 2013 read with Companies (Cost Records & Audit) Rules, 2014, as amended, and we are of the opinion that, prima facie, the prescribed accounts and records have been made and maintained. We have not, however, made detailed examination of the records with a view to determine whether they are accurate and complete.

(VII) (a) Undisputed statutory dues including Goods and Service Tax, provident fund, income tax, cess and other statutory dues have generally been regularly deposited with the appropriate authorities, with the exception for those dues, where the last date of payment has either been extended or the payment could not be made due to movement restrictions resulting from COVID-19. There are no undisputed dues outstanding as on the last day of the financial year concerned for a period of more than six months from the date they became payable. We have been informed that employees' state insurance is not applicable to the Company.

(b) The disputed statutory dues aggregating to ₹46889.39 lakhs that have not been deposited on account of matters pending before appropriate authorities as on 31st March 2022 are detailed below:

Name of the statute	Nature of Dues	Amount (₹ in Lakh)	A.Y to which the amount relates	CIT (Appeal)
Income Tax Act, 1961	Income Tax	2,891.40	2018-19	CIT (Appeal)
Income Tax Act, 1961	Income Tax	3,821.34	2012-13	High Court, Meghalaya
Income Tax Act, 1961	Income Tax	2,142.98	2013-14	High Court, Meghalaya
Income Tax Act, 1961	Income Tax	10,872.61	2014-15	ITAT, Guwahati
Income Tax Act, 1961	Income Tax	11,381.61	2015-16	High Court, Meghalaya
Income Tax Act, 1961	Income Tax	9,112.52	2016-17	High Court, Meghalaya
Income Tax Act, 1961	Probable tax liability related to DPS	6,659.73	2012-13 to 2016-17	High Court, Meghalaya & ITAT, Guwahati
Total		**46,882.19**		

The Company also has a disputed Statutory Dues under Service Tax for ₹ 7.20 lakhs at CESTAT, Kolkata.

(VIII) As informed, the Company has not surrendered or disclosed as income during the year any transactions not recorded in the books of account in the tax assessments under the Income Tax Act, 1961.

(IX) (a) In our opinion and according to the information and explanations given to us, the company has not defaulted in repayment of loans or other borrowings or in the payment of interest thereon to any lender.

(b) As informed, the company has not been declared a wilful defaulter by any bank or financial institution or other lender.

(c) In our opinion and according to the information and explanations given to us, term loans were applied for the purpose for which the loans were obtained.

(d) As informed and based on our examination of the books and records of the company, funds raised on short term basis have not been utilised for long term purposes .

(e) As informed and based on our examination of the books and records of the company, the Company has not taken any funds from any entity or person on account of or to meet the obligations of its subsidiaries, associates or joint ventures.

(f) As informed and based on our examination of the books and records of the company, the Company has not raised loans during the year on the pledge of securities held in its subsidiaries, joint ventures or associate companies.

(X) (a) The Company has not raised money by way of initial public offer or further public offer (including debt instruments) during the year.

(b) The Company has not made any preferential allotment or private placement of shares or convertible debentures (fully, partially or optionally convertible) during the year.

(XI) (a) According to the information and explanations given to us and as represented by the Management, no case of material frauds by the Company or any material fraud on the company has been noticed or reported during the year.

(b) No report under sub-Section (12) of Section 143 of the Companies Act has been filed by the auditors in Form ADT-4 as prescribed under Rule 13 of Companies (Audit and Auditors) Rules 2014 with the Central Government.

(c) As informed by the management, the Company has not received any whistle-blower complaints during the year.

(XII) (a) The provisions of clause 3 (XII)(a),(b) & (c) of the Order, for Nidhi Company, are not applicable to the company.

(XIII) The Company has complied with the provisions of Section 177 and 188 of the Companies Act, 2013 w.r.t. transactions with the related parties, wherever applicable. Details of the transactions with the related parties have been disclosed in the Standalone financial statements as required by the applicable Indian Accounting Standards.

(XIV) a) The Company has appointed firms of Chartered Accountants to carry out the internal audit of its units and offices. In our opinion and based on our examination, the company has an internal audit system commensurate with the size and nature of its business.

b) We have considered the reports of the Internal Auditors for the period under audit.

XV) As informed, the company has not entered into any non-cash transactions with directors or persons connected with them as covered under section 192 of Companies Act, 2013.

(XVI) (a) According to the information and explanation given to us, the company is not required to be registered under section 45-1A of the Reserve Bank of India Act, 1934.

(b) As informed and on the basis of our examination, the Company has not conducted any Non-Banking Financial or Housing Finance Activities.

(c) According to the information and explanation given to us, the Company is not a Core Investment Company (CIC) as defined under the Regulations by the Reserve Bank of India. Accordingly, provisions of clause 3 (xvi)(c) & (d) of the Order are not applicable to the Company.

(XVII) The Company has not incurred cash losses in the Financial Year and in the immediately preceding Financial year.

(XVIII) There has not been any resignation of the statutory auditors during the year.

(XIX) On the basis of the financial ratios, ageing and expected dates of realization of financial assets and payment of financial liabilities, other information accompanying the financial statements, our knowledge of the Board of Directors and management plans, we are of the opinion that no material uncertainty exists as on the date of the audit report that company is capable of meeting its liabilities existing at the date of balance sheet as and when they fall due within a period of one year from the balance sheet date.

(XX) (a) According to the information and explanations given to us, no unspent amount, in respect of other than ongoing projects, was required to be transferred to a Fund specified in Schedule VII to the Companies Act within a period of six months of the expiry of the financial year in compliance with second proviso to sub- section (5) of section 135 of the said Act during the year.

(b) The Company has transferred amounts remaining unspent under sub section 5 of section 135 of the Companies Act, 2013, pursuant to ongoing projects, to a special account in compliance with the provisions of sub section 6 of section 135 of the said Act.

(XXI) The financial statements of the company included in the consolidated financial statements of this company are unaudited, hence CARO report of the same is not available . In view of this, we are unable to comment on this clause.

For **L.K. KEJRIWAL & CO.**
Chartered Accountants
Firm Registration No.: 001368C

[Rakesh Sanganeria]
Partner
Membership No. 073232
UDIN: 22073232AIZVIV9694

Place : Patna
Date : 14.05.2022

Annexure B to the Independent Auditors' Report

(Refered to in Paragraph 2 under 'Report on other Legal and Regulatory Requirements' section of Independent Auditors' Report of even date on the Standalone Financial statements for the year ended 31st March 2022)

Sl. No.	Directions u/s 143(5) of the Companies Act, 2013	Auditors' reply on action taken on the directions	Impact on financial statement
1.	Whether the Company has system in place to process all the accounting transactions through IT system? If yes, the Implications of processing of Accounting transactions outside IT system on the integrity of the accounts along with the financial implications, if any, may be stated.	During the year, the company has partially implemented ERP system in some of the units and in some units, including at H.O., the company is still working on old information technology(IT) application system MATFIN. However, it has no material implications on processing of accounting transactions. As informed, ERP SAP s/4 Hana implementation is being taken up in a phased manner. The processing activity is also being taken up gradually in the new ERP system in a phased manner.	No material impact.
2.	Whether there is any restructuring of an existing loan or cases of waiver /write off of debts / loans /interest etc. made by a lender to the Company due to the company's inability to repay the loan? If yes, the financial impact may be stated. Whether such cases are properly accounted for?	Based on our Audit and according to the information and explanations given to us, no such restructuring of existing loan or waiver/write off of debts/loans/ interest etc. were made by lender to the Company, due to the Company's inability to repay the loan.	Nil
3.	Whether funds (grants/subsidy etc.) received/ receivable for specific schemes from Central/ State Government or its agencies were properly accounted for/utilized as per its terms and conditions? List the case of deviation.	Based on our Audit and according to the information and explanations given to us, the Company has accounted for and utilized the funds received for specific schemes from Central/ State government or its agencies as per its terms and conditions.	Nil

For **L.K. KEJRIWAL & CO.**
Chartered Accountants
Firm Registration No.: 001368C

[Rakesh Sanganeria]
Partner
Membership No. 073232
UDIN: 22073232AIZVIV9694

Place : Patna
Date : 14.05.2022

Annexure C to the Independent Auditors' Report

(Refered to in Paragraph 3(g) under 'Report on other Legal and Regulatory Requirements' section of Independent Auditors' Report of even date on the Standalone Financial statements for the year ended 31st March 2022)

Report on the Internal Financial Control under section 143 (3)(i) of the Act

We have audited the internal financial controls over financial reporting of North Eastern Electric Power Corporation Limited ('the Company') as of 31st March 2022 in conjunction with our audit of the Standalone Financial Statements of the Company for the year ended on that date.

Management's Responsibility for Internal Financial Controls

The Company's management is responsible for establishing and maintaining internal financial controls based on the internal control over financial reporting criteria established by the Company considering the essential components of internal control stated in the Guidance Note on Audit of Internal Financial Controls Over Financial Reporting issued by the Institute of Chartered Accountants of India ('ICAI'). These responsibilities include the design, implementation and maintenance of adequate internal financial controls that were operating effectively for ensuring the orderly and efficient conduct of its business, including adherence to the Company's policies, the safeguarding of its assets, the prevention and detection of frauds and errors, the accuracy and completeness of the accounting records, and the timely preparation of reliable financial information, as required under the Companies Act, 2013.

Auditors' Responsibility

Our responsibility is to express an opinion on the Company's internal financial controls over financial reporting based on our audit. We conducted our audit in accordance with the Guidance Note on Audit of Internal Financial Controls Over Financial Reporting (the "Guidance Note") and the Standards on Auditing, issued by ICAI and deemed to be prescribed under Section 143(10) of the Companies Act, 2013, to the extent applicable to an audit of internal financial controls, both applicable to an audit of Internal Financial Controls and, both issued by ICAI. Those Standards and the Guidance Note require that we comply with ethical requirements and plan and perform the audit to obtain reasonable assurance about whether adequate internal financial controls over financial reporting were established and maintained and if such controls operated effectively in all material respects.

Our audit involves performing procedures to obtain audit evidence about the adequacy of the internal financial controls system over financial reporting and their operating effectiveness. Our audit of internal financial controls over financial reporting included obtaining an understanding of internal financial controls over financial reporting, assessing the risk that a material weakness exists, and testing and evaluating the design and operating effectiveness of internal control based on the assessed risk. The procedures selected depend on the auditors' judgement, including the assessment of the risks of material misstatement of the financial statements, whether due to fraud or error.

We believe that the audit evidence we have obtained are sufficient and appropriate to provide a basis for our audit opinion on the Company's internal financial controls system over financial reporting.

Meaning of Internal Financial Controls Over Financial Reporting

A company's internal financial control over financial reporting is a process designed to provide reasonable assurance regarding there liability of financial reporting and the preparation of financial statements for external purposes in accordance with generally accepted accounting principles. A company's internal financial control over financial reporting includes those policies and procedures that (1) pertain to the maintenance of records that, in reasonable detail, accurately and fairly reflect the transactions and dispositions of the assets of the Company; (2) provide reasonable assurance that transactions are recorded as necessary to permit preparation of financial statements in accordance with generally accepted accounting principles, and that receipts and expenditures of the Company are being made only in accordance with authorizations of the Management and directors of the Company; and (3) provide reasonable assurance regarding prevention or timely detection of unauthorized acquisition, use, or disposition of the Company's assets that could have a material effect on the financial statements.

Inherent Limitations of Internal Financial Controls Over Financial Reporting

Because of the inherent limitations of internal financial controls over financial reporting, including the possibility of collusion or improper management override of controls, material misstatements due to error or fraud may occur and not be detected. Also, projections of any valuation of the internal financial controls over financial reporting to future periods are subject to the risk that the internal financial control over financial reporting may become inadequate because of changes in conditions, or that the degree of compliance with the policies or procedures may deteriorate.

Opinion

In our opinion, to the best of our information and according to the explanations given to us, the Company has, in all material respects, an adequate internal financial controls with reference to the Standalone Financial Statements in place and such internal financial controls with reference to the Standalone Financial Statements were operating effectively as at 31st March 2022, based on the internal controls over financial reporting criteria established by the Company considering the components of internal controls stated in the Guidance Note on Audit of Internal Financial Controls over Financial Reporting issued by the ICAI.

For **L.K. KEJRIWAL & CO.**
Chartered Accountants
Firm Registration No.: 001368C

[Rakesh Sanganeria]
Partner
Membership No. 073232
UDIN: 22073232AIZVIV9694

Place : Patna
Date : 14.05.2022

Part - I: Standalone Balance Sheet as at 31st March 2022

(₹ in lakhs)

Sl No.	Particulars	Note No.	As at 31st March 2022	As at 31st March 2021
	ASSETS			
1	**Non-Current assets**			
	(a) Property, Plant and Equipment	2	1,291,027.95	1,349,807.25
	(b) Capital work -in- Progress	3	61,842.58	16,896.60
	(c) Intangible assets	4	9,181.06	8,842.39
	(d) Intangible assets under Development	4A	257.77	649.91
	(e) Financial Assets			
	(i) Investment in subsidiary and Joint Venture companies	5	-	-
	(ii) Loans	6	26.16	28.30
	(f) Deferred Tax Asset (Net)	7		
	(g) Other Non-current Assets	8	18,303.10	19,223.53
	Sub total - Non-Current Assets		**1,380,638.62**	**1,395,447.98**
2	**Current assets**			
	a) Inventories	9	15,099.24	13,526.33
	b) Financial Assets			
	(i) Trade receivables	10	48,776.49	76,911.76
	(ii) Cash and Cash equivalents	11	4,344.49	46.89
	(iii) Bank balances other than (ii) above	12	1,009.06	171.24
	(iv) Others	13	35,806.83	18,844.62
	c) Current Tax Assets (Net)	14	141.20	-
	d) Other Current Assets	15	3,149.91	3,871.04
	Sub total - Current Assets		**108,327.22**	**113,371.88**
3	**Regulatory deferral accounts debit balances**	16	**92,344.55**	**84,384.08**
	Total Assets (1 + 2 + 3)		**1,581,310.39**	**1,593,203.94**
	EQUITY AND LIABILITIES			
4	**Equity**			
	(a) Equity Share Capital	17	360,981.04	360,981.04
	(b) Other Equity	18	294,942.86	284,019.65
	Sub total - Equity		**655,923.90**	**645,000.69**
	Liabilities			
5	**Non-Current Liabilities**			
	a) Financial Liabilities			
	(i) Borrowings	19	621,476.03	659,097.12
	(ii) Lease Liabilities	19A	438.19	267.79
	(iii) Trade payables			
	(a) Total outstanding dues of micro enterprises and small enterprises		-	-
	(b) Total outstanding dues of creditors other than micro enterprises and small enterprises		-	-
	b) Long Term Provisions	20	1,881.86	1,349.59
	c) Deferred tax liabilities (Net)	7	76,633.80	61,814.64
	d) Other Non-Current Liabilities	26	22,797.99	24,393.51
	Sub total Non-Current Liabilities		**723,227.87**	**746,922.65**

नीपको NEEPCO North Eastern Electric Power Corporation New Delhi

Sl No.	Particulars	Note No.	As at 31st March 2022	As at 31st March 2021
6	**Current liabilities**			
	a) Financial liabilities			
	(i) Borrowings	21	121,646.17	1,33,000.89
	(ii) Lease Liabilities	21A	573.64	522.66
	(iii) Trade Payables			
	(a) Total outstanding dues of micro enterprises and small enterprises	22	496.79	434.36
	(b) Total outstanding dues of creditors other than micro enterprises and small enterprises		21,660.19	8,148.95
	(iv) Other financial liabilities	23	17,100.26	19,949.83
	b) Other current liabilities	24	17,136.87	14,585.29
	c) Provisions	25	15,607.00	16,742.44
	d) Current Tax Liabilities (Net)	14	-	226.19
	e) Deferred Revenue	26A	7,937.70	7,669.99
	6. Total Current Liabilities		**202,158.62**	**201,280.60**
7	**Regulatory deferral accounts credit balances**	16		
	Total Equity and Liabilities (4 + 5 + 6 +7)		**1,581,310.39**	**1,593,203.94**

Summary of significant accounting policies - Note no.1

The accompanying notes 1 to 51 form an integral part of these financial statements

In terms of our report of even Date
For **L K Kejriwal & Co**
Chartered Accountants
F.R.N.001368C

For and on behalf of the Board of Directors

Date: 14.05.2022 Place: Guwahati	**A. P. Rong** Company Secretary	**B. Maharana** Director (Finance)-cum-CFO DIN: 09263864	**Vinod Kumar Singh** Chairman & Managing Director DIN: 07471291	**Rakesh Sanganeria** Partner Membership No. 073232

Part - II: Standalone Statement of Profit and Loss for the year ended 31st March 2022

(₹ in lakhs)

Sl No.	Particulars	Notes	For the Year ended 31st Mar-2022	For the Year ended 31st Mar-2021
1	**Income**			
	(a) Revenue from Operations	27	320,684.33	228,809.42
	(b) Other Income	28	9,512.34	26,634.86
	Total Income (a + b)		**330,196.67**	**255,444.28**
2	**Expenses**			
	(a) Fuel cost	29	63,488.96	49,454.08
	(b) Employee benefits expense	30	46,518.08	42,644.29
	(c) Finance costs	31	58,198.79	50,932.61
	(d) Depreciation and amortization expenses	32	80,781.94	65,614.53
	(e) Other expenses	33	45,824.08	38,154.80
	Total expenses (a+b+c+d+e)		**294,811.85**	**246,800.31**
3	**Profit / (loss) before exceptional items, Tax and Regulatory deferral accounts balances (1 - 2)**		**35,384.82**	**8,643.97**
4	Exceptional Items - (income)/expenses			4,076.02
5	**Profit / (loss) before Tax and Regulatory deferral account balances (3 - 4)**		**35,384.82**	**4,567.95**
6	Tax Expense:			
	(a) Current tax			
	Current year		5,676.88	559.65
	Earlier years		-	604.77
	Total Current Tax		5,676.88	1,164.42
	(b) Deferred tax (Net of DTA)		14,819.16	2,115.15
	Total Tax Expense (a + b)		20,496.04	3,279.57
7	**Profit / (loss) before regulatory deferral account balances (5 - 6)**		**14,888.78**	**1,288.38**
8	Net movement in Regulatory deferral account balances (Net of tax)	37	6,340.59	3,501.77
9	**Profit / (loss) for the year (7 + 8)**		**21,229.37**	**4,790.15**

उत्तर पूर्वी इलेक्ट्रिक पावर कॉर्पोरेशन नई दिल्ली NEEPCO New Delhi North Eastern Electric Power Corporation

Sl No.	Particulars	Notes	For the Year ended 31st Mar-2022	For the Year ended 31st Mar-2021
10	**Other comprehensive income/(expenses)**			
	(a) Items that will not be reclassified to profit or loss			
	(i) Remeasurements of the defined benefit plans		(1,582.77)	(1,258.30)
	(ii) Others - FV loss adjustment		0.08	0.15
			(1,582.69)	**(1,258.15)**
	(iii) Less: Income tax relating to items that will not be reclassified to profit or loss		(276.53)	(439.70)
	(b) Items that will be reclassified to profit or loss			
	(i) Income tax relating to items that will be reclassified to profit or loss			
	Total other comprehensive income (net of tax) = (a+ b)		**(1,306.16)**	**(818.45)**
11	**Total comprehensive income for the year (9 + 10)**		**19,923.21**	**3,971.70**
12	Earnings per equity share (Par value ₹ 10 each)	35		
	Basic & Diluted (₹) (including net movement in regulatory deferral account balances)		0.59	0.13
	Basic & Diluted (₹) (excluding net movement in regulatory deferral account balances)		0.41	0.04

Summary of significant accounting policies - Note no.1

The accompanying notes 1 to 51 form an integral part of these financial statements

In terms of our report of even Date
For **L K Kejriwal & Co**
Chartered Accountants
F.R.N.001368C

For and on behalf of the Board of Directors

Date: 14.05.2022
Place: Guwahati

A. P. Rong
Company Secretary

B. Maharana
Director (Finance)-cum-CFO
DIN: 09263864

Vinod Kumar Singh
Chairman & Managing Director
DIN: 07471291

Rakesh Sanganeria
Partner
Membership No. 073232

Standalone Statement of Cash Flows for the year ended 31st March 2022

(₹ in lakhs)

Particulars	For the year ended 31st March 2022		For the year ended 31st March 2021	
A. CASH FLOW FROM OPERATING ACTIVITIES				
Profit before tax		35,384.82		4,567.95
Add: Net Movements in Regulatory deferral account balances (Net of tax)	6,340.59		3,501.77	
Add: Tax on net Movements in Regulatory deferral account balances	1,619.88		1,020.78	
		7,960.47		**4,522.55**
Profit before tax including movements in regulatory deferral account balances		**43,345.29**		**9,090.50**
Adjustment for:				
Depreciation, amortisation and impairement expense	80,781.94		65,614.53	
Provisions/Write off	3,996.80		3,303.21	
Regulatory Deferral account credit balances				
Regulatory Deferral account debit balances	(7,960.47)		(4,522.55)	
Deferred Revenue	(1,597.96)		(1,152.90)	
Foreign exchange loss/(gain)	(233.40)		647.34	
Finance costs	58,432.19		50,285.27	
Interest/income from term deposits/bonds/ investments	(155.93)		(9.76)	
Provisions Written back	(67.92)		(81.04)	
Profit on de-recognition of property, plant and equipment	(0.07)		(1.73)	
Loss on de-recognition of property, plant and equipment	71.89		3.77	
Delayed Payment Surcharge	(4,148.80)		(25,093.79)	
		129,118.27		**88,992.35**
Operating profit before working capital changes		**172,463.56**		**98,082.85**
Adjustment for:				
Trade Receivables	12,746.87		18,885.90	
Inventories	(1,572.91)		(1,448.97)	
Trade payables, provisions, other financial liabilities and other liabilities	(2,828.13)		(26,744.85)	
Loans, other financial assets and other assets	(2,735.09)		(7,512.83)	
		5,610.74		**(16,820.75)**
Cash generated from operations		**178,074.30**		**81,262.10**
Income tax (paid)/refunded		**(7,204.48)**		**(1,300.00)**
Net cash from/(used in) operating activities - A		**170,869.82**		**79,962.10**

नॉर्थ ईस्टर्न इलेक्ट्रिक पावर कॉर्पोरेशन नई दिल्ली NEEPCO North Eastern Electric Power Corporation New Delhi

Particulars	For the year ended 31st March 2022		For the year ended 31st March 2021	
B. CASH FLOW FROM INVESTING ACTIVITIES				
Purchase of property, plant and equipments & intangible assets	(51,866.12)		(14,538.59)	
Disposal of property, plant and equipments & intangible assets	1,596.15			
Interest/income on term deposits/bonds/ investment received	155.93		9.76	
Dividend Received	-		-	
Change in Bank balance other than cash and cash equivalents	(837.82)		146.91	
Delayed Payment Surcharge Received	336.17		14,723.26	
Net cash from/(used in) investing activities - B		**(50,615.69)**		**341.34**
C. CASH FLOW FROM FINANCING ACTIVITIES				
Proceeds from issue of equity instruments of the Company	-		-	
Proceeds from non-current borrowings	60,000.00		1,40,000.00	
Repayment of non-current borrowings	(96,387.42)		(108,987.29)	
Proceeds from current borrowings	(12,474.67)		(44,107.51)	
Payment of finance lease obligations	(715.78)		(747.96)	
Interest paid	(57,378.66)		(64,101.03)	
Dividend paid	(9,000.00)		(2,500.00)	
Tax on Dividend				
Net cash from/(used in) financing activities - C		**(115,956.53)**		**(80,443.79)**
Net increase/(decrease) in cash and cash equivalents (A+B+C)		**4,297.60**		**(140.35)**
Cash and cash equivalents at the beginning of the year (see Note 1 and 2 below)		46.89		187.24
Cash and cash equivalents at the end of the Year (see Note 1 and 2 below)*		4,344.49		46.89

* please refer note no. 11

Notes:

1 Cash and Cash equivalent consists of cheques, drafts, stamps in hand, balances with bank, and deposits with original maturity of upto three months.

2 Reconciliation of Cash and Cash Equivalents:

Cash and Cash equivalents as per note no. 11

3 Cash & Cash Equivalent consists of NIL amount against CSR Unspent for the year.

4 Reconciliation between the opening and closing balances in the balance sheet for liabilities arising from financing activities.

For the year ended 31st March 2022

(₹ in lakhs)

Particulars	Non-current borrowings**	Finance lease obligation	Current borrowings
Opening balance as at 1st April 2021	755,433.34	790.45	36,774.67
Cash Flows during the period	60,000.00	(715.78)	(12,474.67)
Principal repayment during the period	(96,387.42)		
Non-Cash Changes due to :			
Acquisition under finance lease		937.16	
Variations in exchange rate	(145.99)		
Transaction cost on borrowings	-		
Closing balance as at 31st March 2022	**718,899.93**	**1,011.83**	**24,300.00**

For the year ended 31st March 2021

(₹ in lakhs)

Particulars	Non-current borrowings**	Finance lease obligation	Current borrowings
Opening balance as at 1st April 2020	722,814.68	978.75	80,769.90
Cash Flows during the year	140,000.00	(747.96)	(43,995.23)
Principal repayment during the period	(108,987.29)		
Non-Cash Changes due to :			
Acquisition under finance lease		559.66	
Variations in exchange rate	1,414.01		
Transaction cost on borrowings	191.94		
Closing balance as at 31st March 2021	**755,433.34**	**790.45**	**36,774.67**

** includes current maturity of long term borrowings

In terms of our report of even Date
For **L K Kejriwal & Co**
Chartered Accountants
F.R.N.001368C

For and on behalf of the Board of Directors

Date: 14.05.2022
Place: Guwahati

A. P. Rong
Company Secretary

B. Maharana
Director (Finance)-cum-CFO
DIN: 09263864

Vinod Kumar Singh
Chairman & Managing Director
DIN: 07471291

Rakesh Sanganeria
Partner
Membership No. 073232

Standalone Statement of Changes in Equity for the year 31st March 2022

(A) Equity Share Capital

For the year ended 31st March 2022

(₹ in lakhs)

Particulars	Amount
Balance as at 1st April 2021	360,981.04
Changes in equity share capital due to prior period errors	-
Restated balance at the beginning of the current reporting period	-
Changes in equity share capital during the year	-
Balance as at 31st March 2022	**360,981.04**

For the year ended 31st March 2021

(₹ in lakhs)

Particulars	Amount
Balance as at 1st April 2020	360,981.04
Changes in equity share capital due to prior period errors	-
Restated balance at the beginning of the current reporting period	-
Changes in equity share capital during the year	-
Balance as at 31st March 2021	360,981.04

(B) Other Equity

For the year ended 31st March 22

(₹ in lakhs)

Particulars	Reserve & Surplus			Total
	Bonds redemption reserve	General Reserve	Retained Earnings	
Balance as at 1st April 2021	65,054.17	197,691.68	21,273.80	284,019.65
Changes in other equity due to changes in accounting policies or prior period errors	-	-	-	-
Restated balance at the beginning of the current reporting period	-	-	-	-
Profit for the period	-	-	21,229.37	21,229.37
Other Comprehensive income	-	-	(1,306.16)	(1,306.16)
Total Comprehensive Income	-		**19,923.21**	**19,923.21**
Final Dividend paid for FY2020-21			(1,500.00)	(1,500.00)
Tax on Final Dividend			-	-
Interim dividend paid for the FY 2021-22			(7,500.00)	(7,500.00)
Tax on Interim Dividend			-	-
Balance as at 31st March 2022	65,054.17	197,691.68	32,197.01	294,942.86

नॉर्थ ईस्टर्न इलेक्ट्रिक पावर कॉर्पोरेशन नई दिल्ली
NEEPCO
New Delhi
North Eastern Electric Power Corporation

For the year ended 31st March 21

(₹ in lakhs)

Particulars	Reserve & Surplus			Total
	Bonds redemption reserve	General Reserve	Retained Earnings	
Balance as at 1st April 2020	65,054.17	197,691.68	19,802.10	282,547.95
Changes in other equity due to changes in accounting policies or prior period errors	-	-	-	-
Restated balance at the beginning of the current reporting period	-	-	-	-
Profit for the period	-	-	4,790.15	4,790.15
Other Comprehensive income	-	-	(818.45)	(818.45)
Total Comprehensive Income	**-**	**-**	**3,971.70**	**3,971.70**
Final Dividend paid for FY2019-20		-	(2,500.00)	(2,500.00)
Tax on Final Dividend			-	
Interim dividend paid for the FY 2020-21			-	
Tax on Interim Dividend			-	
Balance as at 31st March 2021	65,054.17	197,691.68	21,273.80	284,019.65

In terms of our report of even Date
For **L K Kejriwal & Co**
Chartered Accountants
F.R.N.001368C

For and on behalf of the Board of Directors

Date: 14.05.2022	**A. P. Rong**	**B. Maharana**	**Vinod Kumar Singh**	**Rakesh Sanganeria**
Place: Guwahati	Company Secretary	Director (Finance)-cum-CFO	Chairman & Managing Director	Partner
		DIN: 09263864	DIN: 07471291	Membership No. 073232

Note No. 1: Significant Accounting Policies 2021-22

A. Corporate information

North Eastern Electric Power Corporation Limited ("NEEPCO Ltd." / "the Company") is a leading power utility, primarily operating in the North-Eastern Region of India. NEEPCO Ltd, a Central Public Sector Enterprise (CPSE), is a wholly owned Subsidiary of NTPC Ltd and it is conferred with the Schedule A- Miniratna Category-I CPSE status by the Government of India. The address of the Company's registered office is Brookland Compound, Lower New Colony, Laitumkhrah, Shillong 793003, Meghalaya. Authorised Capital of the Company is ₹ 5000 crore. The Company has its 12 (twelve) generating stations, which are under operation [except Kopili (4 X 50 MW) power station is under shut down from the 07th of October 2019 due to rupturing of the penstock and presently under Reconstruction Renovation and Modernisation] with 8 (eight) hydro, 3 (three) thermal and 1(one) solar power generating stations. Present installed capacity of the company is 2057 MW.

NEEPCO Ltd has its debt (Bond XI issue to XXII issue) listed with Bombay Stock Exchange (BSE).

B. Basis of preparation

I. Statement of Compliance

The financial statements of the Company have been prepared in accordance with the relevant provisions of the Companies Act, 2013, Indian Accounting Standards (herein after referred to as "Ind-AS") as notified by the Ministry of Corporate Affairs pursuant to the section 133 of the Companies Act, 2013 read with Rule 3 of the Companies (Indian Accounting Standards) Rules 2015, Companies (Indian Accounting Standards) Amendment Rules 2016 and the provisions of the Electricity Act,2003 to the extent applicable.

The Company has adopted all the applicable Ind ASs and such adoption was carried out in accordance with Accounting Principles generally accepted in India as prescribed in section 133 of the Act, read with Rule 7 of the Companies (Accounting) Rules 2014,

II. Basis of measurement

The financial statements have been prepared on historical cost basis, except

- Certain financial instruments that are measured at fair value;
- Assets held for sale – measured at fair value less cost to sell;
- Plan assets of defined employees benefit plans;

Historical cost is generally based on the fair value of the consideration given in exchange for goods and services.

Income and Expenses are accounted for on Mercantile Basis, except otherwise stated and disclosed accordingly.

III. Functional and presentation currency

These financial statements are presented in Indian Rupee (INR), which is the Company's functional currency. All financial information presented in INR has been rounded off to the nearest Lakh (upto two decimals) for the Company, except as stated otherwise.

IV. Current and Non-current classification

All assets and liabilities have been classified as current or non-current as per Company's operating cycle and other criteria set out in Schedule-III of the Companies Act 2013. Based on the nature of business, the Company has ascertained its operating cycle as 12 months for the purpose of Current or noncurrent classification of assets and liabilities.

Deferred tax assets and Deferred tax liabilities are classified as non-current .

V. Use of estimates and management judgements

The preparation of financial statements requires management to make judgements, estimates and assumptions in the application of accounting policies that affect the reported amounts of assets, liabilities, disclosure of contingent assets and liabilities at the date of financial statements and reported amount of income and expenses during the period. Actual results may differ from those estimates.

Continuous evaluation is done on the estimation and judgements based on historical experience and other factors, including expectations of future events that are believed to be reasonable. Revisions to accounting estimates are recognised in the financial statements prospectively and if material, their effects are disclosed in the notes to the financial statements.

Key sources of estimation uncertainty at the reporting date, which may cause a material adjustment to the carrying amounts of assets and liabilities for future years are provided in Note-D.

VI. Investment in Joint Venture

A joint venture is a joint arrangement whereby the parties that have joint control of the arrangement have rights to the net assets of the joint arrangement. Joint control is the contractually agreed sharing of control of an arrangement, which exists only when decisions about the relevant activities require unanimous consent of the parties sharing control.

The investment in joint venture is carried at cost, which comprises of price paid to acquire investment and directly attributable cost, less Impairment, if any.

C. Summary of Significant Accounting Policies

1. Property, plant and equipment

1.1 An item of PPE is recognized as an asset if it is probable that future economic benefits associated with the item will flow to the Company and the cost of the item can be measured reliably.

1.2 Property, plant and equipment held for use in the production and transmission of power, or for administrative purposes, are stated in the balance sheet at cost, less accumulated depreciation/amortization and impairment loss, if any.

1.3 Auxiliaries which are not separately identifiable, but are common to more than one power generating unit are capitalised in the ratio of their respective installed capacity.

1.4 PPE are initially measured at cost of acquisition/construction including decommissioning or restoration cost, if any, wherever required. The cost includes expenditure that is directly attributable to the acquisition/construction of the asset. In cases, where final settlement of bills with contractors is pending, but the asset is complete and ready for use, capitalization is done on provisional basis subject to necessary adjustments in the year of final settlement.

1.5 The expenditure incurred on start-up and commissioning of the project, including the expenditure incurred on trial/test runs and experimental production is capitalized as an indirect element of the construction cost. However, after commencement of commercial operation, the expenditure incurred is charged to Revenue expenditure, even if the contract stipulation provides for final taking over of the plant after successful commissioning of the plant.

1.6 Subsequent expenditure on major maintenance or repairs includes the cost of the replacement of parts of assets and major overhaul costs. Where an asset or part of an asset is replaced and it is probable that future economic benefits associated with the item will be available to the Company, the expenditure is capitalized and the carrying amount of the item replaced is derecognized. If it is not practicable to determine the carrying amount of the replaced part, the company uses the cost of the replacement as an indication of what the cost of replaced part was at the time it was acquired or constructed. Similarly, overhaul costs associated with major maintenance are capitalized.

1.7 Standby equipment and servicing equipment which meet the recognition criteria of Property, Plant and Equipment are capitalized.

1.8 Assets over which the Company has control, though created on land not belonging to the Company are included under Property, Plant and Equipment.

1.9 Payments made/ liabilities created provisionally towards compensation, rehabilitation and other expenses relatable to land in possession are treated as cost of land.

New Delhi North Eastern Electric Power Corporation

1.10 Spare parts procured along-with the Plant & Machinery as well as procured subsequently which meets the recognition criteria are capitalized. Other machinery spares are treated as "stores & spares" forming part of the inventory.

1.11 Cost of mobile handsets are recognised as revenue expenditure.

1.12 An item of property, plant and equipment is derecognized upon disposal or when no future economic benefits are expected to arise from the continued use of the asset. Any gain or loss arising on the disposal or retirement of an item of property, plant and equipment is determined as the difference between the sale proceeds and the carrying amount of the asset and is recognized in profit & loss or IEDC, as the case may be.

2. Capital work-in-progress

2.1 Expenditure incurred on assets under construction is carried at cost under Capital work in Progress. Such costs comprises purchase price of asset including all taxes/duties and other costs that are directly attributable to bringing the asset to the location and condition necessary for it to be capable of operating in the manner intended by management. Such properties are classified to the appropriate categories of property, plant and equipment when completed and ready for intended use.

2.2 Cost directly attributable to projects under construction include costs of employee benefits, expenditure in relation to survey and investigation activities of the projects, cost of site preparation, initial delivery and handling charges, installation and assembly costs, professional fees, expenditure on maintenance and up-gradation etc. of common public facilities, depreciation on assets used in construction of project, interest during construction and other costs including administrative and general overhead costs, if attributable to construction of projects. Such costs are accumulated under "Capital works in progress" and subsequently allocated on systematic basis over major immovable assets. For projects under construction, the project specific IEDC is allocated to its qualifying assets at the time of capitalisation on the basis of Cost Estimate/Completion Cost of the project.

2.3 Capital expenditure incurred to create facilities, over which the Company does not have control and creation of which is essential for construction of the project is carried on under : "Capital works in progress" and subsequently allocated on systematic basis over major immovable assets, other than land and infrastructure facilities on commissioning of projects.

2.4 Expenditure against "Deposit works" is accounted for on the basis of statement of accounts received the concerned agency and acceptance by the Company.

2.5 Common expenditure of a project, which is partially in operation and partially under construction, is being apportioned on the basis of the installed capacity.

2.6 Share of Corporate office and Guwahati office expenditures relating to construction activities are allocated/ apportioned to the projects under construction on the basis of accretion to CWIP.

2.7 In case of abandonment / suspension / discontinuation of project, the expenditure in relation to the same is expensed / charged off in the year of such decision.

3. Intangible Assets

3.1 An intangible asset is recognized if and only if it is probable that the expected future economic benefit that are attributable to the assets will flow to the Company and the cost of the asset can be measured reliably.

3.2 Intangible assets acquired separately are measured on initial recognition at cost. Such assets are capitalized when the assets are ready for its intended use. After initial recognition, intangible assets are carried at cost less accumulated amortization and impairment losses, if any.

3.3 Computer software (not being an integral part of the related hardware) acquired for internal use, is stated at cost of acquisition less accumulated amortization and impairment losses, if any.

3.4 Land taken for use from State Government (without transfer of title) and expenses on relief and rehabilitation as also on creation of alternate facilities for land evacuees or in lieu of existing facilities coming under submergence and where construction of such alternate facilities is a specific pre-condition for the acquisition of the land for the purpose of the project, are accounted for under "Land-Right to use."

3.5 Intangible assets not ready for its intended use as on the date of balance-sheet are disclosed as "Intangible assets under development".

4. Depreciation and amortization:

Depreciation is charged as per Electricity Act, 2003 on straight line method following the rates and methodology notified by the Central Electricity Regulatory Commission constituted under the Act except the followings:

i. IT equipment (Personal Computers and Laptops including Peripherals) are depreciated in a period of three years.

ii. Computer software is amortised on straight-line method over a period of legal right to use or 03 (three) years, whichever is less. The amortisation period and the amortisation method of intangible assets with a finite useful life is reviewed at each financial year and adjusted prospectively, wherever required.

iii. "Land-right to use" is fully amortized over the period of useful life of the project, from its "Date of commercial operation".

iv. Leasehold Lands are amortised over the period of lease or useful life of the project, whichever is lower, from its "Date of commercial operation". Leasehold Land, in case of administrative offices, are amortised over the lease period.

v. Where the cost of depreciable assets has undergone a change due to increase / decrease in long term liabilities on account of exchange fluctuation, price adjustment, settlement of arbitration / court cases, changes in duties and similar factors, the unamortized balances of such assets is depreciated prospectively over the residual life of such asset at the rate and methodology notified by the CERC regulations.

vi. Cost of major repairing and overhauls are depreciated over their useful lives where it is probable that future economic benefits will be available.

vii. Spares parts procured alongwith the Plant & Machinery or subsequently which are capitalized and added in the carrying amount of such item are depreciated over the residual useful life of the related plant and machinery at the rates and methodology notified by CERC.

viii. Assets / procured installed, whose individual cost is ₹ 5000/- or less but more than ₹ 750/- (hereinafter is called Assets of minor value) and assets (excluding immovable assets) whose written down value is ₹ 5000/- or less at the beginning of the year are full depreciated during the year leaving a nominal balance of ₹ 1/- only.

ix. Low value items, which are in the nature of the assets (excluding immovable assets) and value up to ₹ 750/- are not capitalized and charged off to revenue during the year.

x. Depreciation of an asset ceases at the earlier of the date that the asset is classified as held for sale (or included in a disposal group that is classified as asset held for sale) in accordance with Ind AS 105 and the date that the asset is de-recognised.

xi. Depreciation of Corporate / Administrative office assets and general assets of projects under construction are charged following the rates notified vide CERC tariff regulations.

5. Impairment of assets

5.1 At the end of each reporting period, the Company reviews the carrying amounts of its tangible assets to determine whether there is indication that those assets may suffer an impairment loss. If any such indication exists, the recoverable amount (i.e., higher of its fair value less cost to sell and the value-in-use) is determined on individual asset basis unless the asset does not generate cash flows that are largely independent of those from other assets. In such cases, the recoverable amount is determined for the cash generating unit (CGU) to which the asset belongs.

5.2 If the recoverable amount of an asset (or CGU) is estimated to be less than its carrying amount, the carrying amount of the asset (or CGU) is reduced to its recoverable amount and the difference between the carrying amount and recoverable amount is recognised as impairment loss in the statement of profit & loss.

5.3 Impairment losses recognised in prior periods are assessed at each reporting date for any indications that the loss has decreased or no longer exits. An impairment loss is reversed if there has been a change in the estimated recoverable amount. An impairment loss is reversed only to the extent that the asset's carrying amount does

not exceed the carrying amount that would have been determined, net of depreciation or amortisation, if no impairment loss has been recognised.

6. Regulatory deferral accounts

6.1 Expenses / Income recognized in the Statement of Profit & Loss to the extent recoverable from or payable to the beneficiaries is subsequent period as per CERC tariff Regulations are recognized as "Regulatory Deferral Account Balances".

6.2 Regulatory deferral account balances are adjusted from the year in which the same become recoverable from or payable to the beneficiaries.

6.3 Regulatory Deferral Account Balances are evaluated at each Balance Sheet Date to ensure that the underlying activities meet the recognition criteria and it is probable that future economic benefits associated with such balances will flow to the entity. If it is no longer probable that future economic benefit associated with such balances will flow to the Company, such balances are de-recognized.

6.4 Regulatory deferral Account Balances are tested for impairment at each Balance sheet date.

7. Foreign Currency Transaction

7.1 Items included in the financial statements are measured using the currency of the primary economic environment in which the Company operates.

7.2 In preparing the financial statements transactions in currencies other than the entity's functional currency are recognized at the rates of exchange prevailing at the dates of the transactions. At the end of each reporting period, monetary items denominated in foreign currencies are translated at the rates prevailing at that date.

7.3 Exchange differences on foreign currency borrowings relating to Asset under Constructions for future productive use are included in the cost of those assets when they are regarded as an adjustment to interest cost on those foreign currency borrowings as per the requirements of Ind AS 23.

7.4 Exchange differences on monetary items are recognized in the statement of profit and loss / IEDC, as the case may be, in the period in which they arise.

7.5 Monetary assets and liabilities denominated in foreign currencies are translated at the functional currency spot rates of exchange at the reporting date. Exchange differences arising out on settlement or translation of monetary items are recognized in the profit or loss in the year in which it arises with the exception that exchange differences on long term monetary items related to acquisition of property, plant and equipment recognized up to 31-03-2016 are adjusted to the carrying cost of property, plant and equipment.

7.6 In accordance with the CERC tariff regulations, every generating company shall recover the foreign exchange rate variation on year-to-year basis as income or expense in the period in which it arises, i.e., the Company can recover the foreign exchange rate variation on actual basis when foreign currency loan is repaid after commercial operation date (COD).

8. Provisions, Contingent Liabilities and Contingent Assets

8.1 Provisions are recognized when there is a present obligation (legal or constructive) as a result of a past event and it is probable ("more likely than not") that it is required to settle the obligation, and a reliable estimate can be made of the amount of the obligation.

8.2 The amount recognized as a provision is the best estimate of the consideration required to settle the present obligation at the balance sheet date, taking into account the risks and uncertainties surrounding the obligation.

8.3 If the effect of the time value of money is material, provision is determined by discounting the expected future cash flow using a current pre-tax rate that reflects the risk specific to the liability. When discounting is used, the increase in the provision due to the passage of time is recognized as a finance cost.

8.4 Contingent liabilities are possible obligations that arise from past events and whose existence will only be confirmed by the occurrence or non-occurrence of one or more future events not wholly within the control of the Company. Contingent liabilities are not recognized but disclosed unless the possibilities of outflow of economic benefits are

remote. Contingent liabilities are disclosed on the basis of judgement of management and are reviewed at each balance sheet date to reflect the current management estimate.

8.5 Contingent assets are possible assets that arise from past events and whose existence will only be confirmed by the occurrence or non-occurrence of one or more future events not wholly within the control of the Company. Contingent assets are disclosed in the financial statements when inflow of economic benefit is probable on the basis of judgement of management. These are reviewed at each balance sheet date and are adjusted to reflect the current management estimate. Contingent assets are disclosed in the financial statements when inflow of economic benefit is probable.

9. Leases

9.1 The determination of whether an arrangement is (or contains) a lease is based on the substance of the arrangement at the inception of the lease.

9.2 Leases are classified as finance leases whenever the terms of the lease transfers substantially all the risks and rewards incidental to the ownership of an asset to the lessee. Such finance leases are generally capitalised at the lease's inception at the fair value of the leased property which equals the transaction price. All other leases are classified as operating leases.

9.3 In compliance to MCA notification, the Company has adopted Ind AS 116 "Leases" with effect from 01.04.2019 and applied to all lease contracts existing on 1 April 2019 . Consequently, the Company recorded the lease liability at the present value of remaining lease payments discounted at the incremental borrowing rate applicable at the date of initial application and the right of use assets at its carrying amount, discounted at the Company's incremental borrowing rate at the date of initial application.

10. Inventories

10.1 Inventories mainly comprise of stores and spare parts to be used for operation and maintenance of Property, Plant and Equipment.

10.2 Inventories are valued at costs or net realizable value (NRV), whichever is lower. Cost includes cost of purchase, cost of conversion and other costs incurred in bringing the inventories to their present location and condition. Cost is determined using weighted average cost formula and NRV is the estimated selling price in the ordinary course of business less the estimated costs necessary to make the sale.

10.3 Value of scrap is adjusted in the account as & when sold / disposed-off and profit / loss, if any, is recognized in accounts in the year of sell / disposal.

11. Trade receivable

11.1 Trade receivables are amounts due from customers for goods sold or services performed in the ordinary course of business. If collection is expected to be made within a period of 12 months or less from the reporting date, they are classified as current assets otherwise as non-current assets. Trade receivables are measured at their transaction price.

11.2 As the entire sales are made to State Govt. utilities as well as power trading companies, the Company is not providing for allowance for expected credit loss.

11.3 Trade Receivable represents the Company's right to an amount of Consideration that is unconditional (i.e. only the passage of time is required before payment of the Consideration is due)

12. Financial Instruments

12.1 Financial assets and liabilities are recognized when the Company becomes a party to the contractual provisions of the instrument. Financial assets and liabilities are initially measured at fair value. Transaction cost that are directly attributable to the acquisition or issue of financial assets and financial liabilities (other than financial assets and financial liabilities at fair value through profit or loss) are added to or deducted from the fair value measured on initial recognition of financial asset or financial liabilities.

12.2 Other Financial Assets (Contract Assets)

Accounts Receivables is the right to consideration in exchange for goods or services, transferred to the Customer. If the Company performs by transferring the goods or services to a Customer before the Customer pays consideration or payment is due, Accounts Receivables (in the nature of Contract Asset) is recognised for the Earned Consideration that is conditional.

Financial assets comprises of investments in joint venture, advances to employees, trade receivables, cash and cash equivalents, claims recoverable, security deposits etc.

i. **Cash or Cash Equivalents:**

The Company considers all short term Bank deposits, which are readily convertible in to known amounts of cash that are subject to an insignificant risk of change in value and having original maturities of three months or less from the date of purchase, to be cash equivalents. Cash and cash equivalents consists of balances with banks which are unrestricted for withdrawal and usage in the balance sheet, bank overdrafts are shown within borrowings in current liabilities.

ii. **Financial assets at amortized cost:**

Financial assets which are initially measured at cost are subsequently measured at amortized costs if these financial assets are held within a business model whose objective is to hold these assets in order to collect contractual cash flows and the contractual terms of the financial assets give rise on specified dates to cash flows that are solely payments of principal and interest on the principal amount outstanding.

iii. **Financial assets at Fair value through Other Comprehensive Income (OCI)**

Financial assets are measured at fair value through other comprehensive income if these financial assets are held within a business model whose objective is achieved by both collecting contractual cash flows and selling financial assets and contractual term of the financial assets give rise on specified days to cash flows that are solely payment of principals and the interest on principal amount outstanding.

iv. **Financial assets at Fair value through Profit or loss**

Financial assets are measured at fair value through profit or loss unless it is measured at amortized cost or at fair value through other comprehensive item on initial recognition. The transaction cost directly attributable to the acquisition of financial assets and liabilities at fair value through profit or loss are immediately recognized in the statement of profit or loss.

v. **Derecognition of financial assets**

The Company derecognizes a financial asset only when the contractual rights to the cash flows from the asset expire, or when it transfers the financial asset and substantially all the risks and rewards of ownership of the asset to another entity.

vi. **Impairment of financial assets**

At each reporting date, the Company assess whether the credit risk on a financial instrument has increased significantly since initial recognition

If, at the reporting date, the credit risk on a financial instrument has not increased significantly since initial recognition, the Company measures the loss allowance for that financial instrument at an amount equal to 12-month expected credit losses. If, the credit risk on that financial instrument has increased significantly since initial recognition, the Company measures the loss allowance for a financial instrument at an amount equal to the lifetime expected credit losses.

The amount of expected credit losses (or reversal) that is required to adjust the loss allowance at the reporting date is recognized as an impairment gain or loss in the statement of profit and loss.

12.3 Financial liabilities

Financial liabilities of the Company are contractual obligation to deliver cash or another financial asset to another

North Eastern Electric Power Corporation New Delhi NEEPCO

entity or to exchange financial assets or financial liabilities with another entity under conditions that are potentially unfavourable to the Company. The Company's financial liabilities includes loan & borrowings, trade and other payable etc.

i. The financial liabilities are initially measured at fair value, net of transaction costs, and are subsequently measured at amortised cost, using the effective interest rate method.

ii. **De-recognition of financial liability**

The Company derecognizes financial liabilities when, and only when, the Company's obligations are discharged, cancelled or they expire.

13. Borrowing cost

13.1 Borrowing costs consist of interest and other costs that the Company incurs in connection with the borrowing of funds. Borrowing costs that are directly attributable to the acquisition, construction/development or erection of qualifying assets are capitalised to the cost of those assets, until such time substantially all the activities necessary to prepare the qualifying assets for their intended use are completed.

13.2 Investment income earned on the temporary investment of specific borrowings pending their expenditure on related qualifying assets is deducted from the borrowing costs eligible for capitalization.

13.3 All other borrowing costs are recognized in the statement of profit and loss in the period in which they are incurred. Borrowing cost includes exchange differences on foreign currency borrowings are adjusted to interest cost.

13.4 Prepayment charges on repayment of loan in full will be charged off to the IEDC / Profit & Loss account, as applicable, in the year of repayment itself.

14. Government grants

14.1 Government grants are recognized when there is reasonable assurance that the Company will comply with the conditions attaching to them and that the grants has actually been received.

14.2 The benefits of a government loan at a below market rate of interest is also treated as Government Grant. The loan is initially recognised and measured at fair value and the government grant is measured as the difference between the initially recognized amount of the loan and the fair value of the loan based on prevailing market interest rates.

14.3 Government grants are recognised in the statement of profit and loss on a systematic basis over the periods in which the Company recognises as expenses the related costs for which the grants are intended to compensate. Government grants whose primary condition is that the Company should purchase, construct or otherwise acquire non-current assets are recognized in the balance sheet by setting up the grant as deferred income.

14.4 Other government grants (grants related to income) are recognized as income over the periods necessary to match them with the costs for which they are intended to compensate, on a systematic basis. Grants related to income are presented under other income in the statement of profit and loss.

15. Employee Benefits

15.1 Employee benefits consist of provident fund, pension, gratuity, post-retirement medical benefit (PRMB), leave benefits and other terminal benefits.

15.2 Company's contribution paid / payable during the year to Employees Defined Contribution Superannuation Scheme for providing Pension benefit, Provident Fund and Gratuity are accounted for and paid to respective funds which are administered through separate trusts. The Company's liability is actuarially determined for Gratuity, Leave encashment and PMRB at the Balance Sheet date and any further accretion during the year for Gratuity is provided for and that for Leave encashment and PMRB are charged to IEDC or profit & loss, as the case may be.

15.3 When the benefit of a plan are improved, the portion of the increased benefit relating to past service by employees is recognized in profit or loss on a straight line basis over the average period until the benefits become vested. To the extent that the benefits vest immediately, the expenses is recognized immediately in statement of profit and loss.

15.4 Short term employee benefit obligations are measured on an undiscounted basis and are expensed as the related service is provided. A liability is recognized for the amount expected to be paid under performance related pay if the company has a present legal or constructive obligation to pay this amount as a result of past service provided by the employee and the obligation can be estimated reliably.

15.5 The expenses incurred on terminal benefits in the form of ex-gratia payments are charged to IEDC or profit & loss, as the case may be in the year of incurrence of such expenses.

16. Income Taxes

Tax expense represents the sum of current tax and deferred tax.

16.1 Current income tax

The tax currently payable is based on taxable profit for the year. Taxable profit differs from 'profit before tax' as reported in the statement of profit and loss because of items of income or expense that are taxable or deductible in other years and items that are never taxable or deductible. The current income tax charge is calculated by using tax rates that have been enacted or substantively enacted by the end of the reporting period.

16.2 Deferred tax

- Deferred tax assets and liabilities are measured at the tax rates that are expected to apply to the period when the asset is realized or the liability is settled, based on tax rates and tax laws that have been enacted or substantively enacted by the end of the reporting period. Tax relating to items recognized directly in other comprehensive income forms part of the statement of comprehensive income.
- Deferred tax is provided, using the balance sheet method, on all temporary differences at the reporting date between the tax bases of assets and liabilities and their carrying amounts for financial reporting purposes.
- The carrying amount of deferred tax assets is reviewed at each reporting date and reduced to the extent that it is no longer probable that sufficient taxable profits will be available to allow all or part of the asset to be recovered

Deferred Tax Assets include Minimum Alternate Tax (MAT) paid in accordance with the tax laws in India, which likely to give future economic benefits in the form of set off against future income tax liability. MAT is recognized as deferred tax asset in the balance sheet when the asset can be measured reliably and it is probable that the future economic benefit associated with the asset will be realized.

- Deferred tax assets and liabilities are offset when there is a legally enforceable right to set off current tax assets against current tax liabilities and when they relate to income taxes levied by the same taxation authority and the Company intends to settle its current tax assets and liabilities on a net basis.

17. Revenue

Revenue is recognized to the extent that it is probable that the economic benefits will flow to the Company and the revenue can be reliably measured, regardless of when the payment is being made. Revenue is measured at the fair value of the consideration received or receivable. Revenues are reduced for rebates and other similar allowances.

17.1 Revenue from Operations

a) Revenue from Sale of Power

i. Revenue is recognised on transfer of control over the products or services to a Customer, based on the consideration that is specified in a contract with a customer or is expected to be received in exchange for the products or services and excludes amounts collected on behalf of third parties.

ii. Sale of Power is accounted for based on tariff approved by the Central Electricity Regulatory Commission (CERC). In case of power stations where final tariff is yet to be approved by CERC, the sale of energy is provided for on the basis of provisional rate considering the Annual Fixed Cost submitted before the CERC through Tariff Petition as per the principles enunciated in the Central Electricity Regulatory Commission (Terms & Conditions of Tariff) Regulations 2019. For projects for which neither CERC approved tariff is available nor petition pending with the CERC, sale of energy is accounted for on the basis of tariff as agreed

by the beneficiaries. Revenue from sale of power includes sales delivered to customers but not yet billed, commonly referred to as "Unbilled revenue".

iii. The incentives / disincentives are recognized based on norms notified by the Central Electricity Regulatory Commission.

iv. Deferred tax liabilities till March, 2009, whenever materializes and recoverable from the beneficiaries as per the CERC tariff regulations, are accounted for on year to year basis

v. Exchange difference on account of translation of foreign currency borrowings recognized upto 31st March 2016, to the extent recoverable from or payable to the beneficiaries in subsequent periods as per the CERC Tariff Regulations are accounted as "Deferred foreign currency fluctuation asset" with corresponding credit to "Deferred income from foreign currency fluctuation". Deferred income from foreign currency fluctuation account is amortized in the proportion in which depreciation is charged on such exchange differences and same is adjusted against depreciation expense.

vi. Rebate allowed to beneficiaries for timely payments are netted off with the revenue from operation on account of Sale of energy

b) Revenue from DSM, RRAS and NERLDC Fees

i. Revenue from DSM is recognised based on the weekly Accounts issued by the North Eastern Regional Power Committee (NERPC) which is governed by the Central Electricity Regulatory Commission (Deviation Settlement Mechanism) Regulations 2014 and amendments thereto.

ii. Revenue from RRAS is recognised based on the weekly Accounts issued by the North Eastern Regional Power Committee (NERPC) which is governed by the Central Electricity Regulatory Commission (Ancillary Services Operations) Regulations 2015 and amendments thereto.

iii. NERLDC Fees and charges are recognised as revenue as claimed on Beneficairies for reimbursement, governed by CERC (Terms & Conditions of Tariff) Regulations 2019 and amendments thereto.

17.2 Other Income

i. Dividend income from investments are recognized when the right to receive the dividend is established.

ii. Interest income from a financial asset is recognized when it is probable that the economic benefits will flow to the Company and the amount of income can be measured reliably. Interest income is accrued on time basis, by reference to the principal outstanding and at the effective interest rate applicable, which is the rate that exactly discounts estimated future cash receipts through the expected life of the financial asset to that asset's net carrying amount on initial recognition.

iii. Insurance claims for loss of profit are accounted for in the year of acceptance. Other insurance claims are accounted for based on certainty of realisation.

iv. Interest / Surcharge on late payment /overdue trade receivables for sale of energy is recognized when no significant uncertainty as to measurability or collectability exists.

18 Material prior period error

Material prior period errors are corrected retrospectively by restating the comparative amounts for the prior periods presented in which the error occurred. If the error occurred before the earliest period presented, the opening balances of assets, liabilities and equity for the earliest period presented, are restated.

19 Earnings Per Share

19.1 Basic earnings per share is computed by dividing the net profit for the period attributable to the equity shareholders of the Company by the weighted average number of equity shares outstanding during the period. The weighted average number of equity shares outstanding during the period and for all periods presented is adjusted for events, if any, other than the conversion of potential equity shares, if any that have changed the number of equity shares outstanding, without a corresponding change in resources.

North Eastern Electric Power Corporation New Delhi

19.2 For the purpose of calculating diluted earnings per share, the net profit for the period attributable to equity shareholders and the weighted average number of shares outstanding during the period is adjusted for the effects of all dilutive potential equity shares.

20 Miscellaneous

20.1 Each material class of similar items is presented separately in the financial statements. Items of a dissimilar nature or function are presented separately unless they are immaterial.

20.2 Liabilities for pending Capital works executed but not certified are not provided for, pending acceptance by the Company.

20.3 Physical verification of Fixed Assets and Inventories are undertaken by the management once in a year. The discrepancies noticed, if any, are accounted for in the year in which such differences are found.

Critical accounting judgements and key sources of estimation uncertainity

In the application of the Company's accounting policies, which are described in Note-B, the management of the Company is required to make judgements, estimates and assumptions about the carrying amounts of assets and liabilities that are not readily apparent from other sources. The estimates and associated assumptions are based on historical experience and other factors that are considered to be relevant. Actual results may differ from these estimates.

The estimates and underlying assumptions are reviewed on an ongoing basis. Revisions to accounting estimates are recognized in the period in which the estimate is revised.

Critical judgements in applying accounting policies:

The following are the critical judgements, apart from those involving estimations (see point ii below), that the management have made in the process of applying the Company's accounting policies and that have the most significant effect on the amounts recognized in the financial statements.

i. Financial assets at amortized cost

The management has reviewed the Company's financial assets at amortized cost in the light of its business model and have confirmed the Company's positive intention and ability to hold these financial assets to collect contractual cash flows.

ii. Key sources of estimation uncertainty:

The following are the key assumptions concerning the future, and other key sources of estimation of uncertainty at the end of the reporting period that may have a significant risk of causing a material adjustment to the carrying amounts of assets and liabilities within the next financial years.

a. Impairment of investments

The Company reviews its carrying value of investments carried at amortized cost annually, or more frequently when there is indication for impairment. If the recoverable amount is less than its carrying amount, the impairment loss is accounted for.

b. Provisions

Provisions (excluding retirement benefits, leave encashment and Gold Coin) are not discounted to its present value and are determined based on best estimate required to settle the obligation at the balance sheet date. These are reviewed at each balance sheet date adjusted to reflect the current best estimates.

c. Assets held for sale

Significant judgement is required to apply the accounting of non-current assets held for sale under Ind AS 105 - 'Noncurrent assets held for sale and discontinued operations'. In assessing the applicability, management has exercised judgement to evaluate the availability of the asset for immediate sale, management's commitment for the sale and probability of sale within one year to conclude if their carrying amount will be recovered principally through a sale transaction rather than through continuing use.

d. **Contingent liabilities**

Contingent liabilities arising from past events, the existence of which would be confirmed only on occurrence or non-occurrence of one or more future uncertain events, not wholly within the control of the Company or contingent liabilities where there is a present obligations but it is not probable that economic benefits would be required to settle the obligations are disclosed in the financial statements unless the possibility of any outflow in settlement is remote.

e. **Fair value measurements and valuation processes:**

For financial reporting purposes, fair value measurements are categorized into Level 1, 2 or 3 based on the degree to which the inputs to the fair value measurements are observable and the significance of the inputs to the fair value measurement in its entirety, which are described as follows:

- Level 1 inputs are quoted prices (unadjusted) in active markets for identical assets or liabilities that the Company can access at the measurement date;
- Level 2 inputs are inputs, other than quoted prices included within Level 1, that are observable for the asset or liability, either directly or indirectly; and
- Level 3 inputs are unobservable inputs for the asset or liability.

Note No. 2: Property, Plant and Equipment

(₹ in lakhs)

Particulars	As at 31st March, 2022	As at 31st March, 2021
Freehold Land	2,600.25	2,600.25
Right to Use (Leasehold Land)	5,620.60	5,818.81
Buildings - Freehold		
Main Plant	110,946.10	114,407.82
Others	16,925.81	15,453.16
Right to Use	172.93	40.77
Plant & Equipments	1,141,516.98	1,199,089.73
Furniture & Fixture	607.91	603.81
Vehicles		
Owned	289.80	239.09
Right to use	766.45	685.53
Office Equipment	2,383.14	2,289.27
Others :::		
Electrical Equipment	738.55	630.78
Road, Bridges, Culvert, Helipad	4,806.70	4,051.77
Tools & Plants	3,606.71	3,863.58
Misc . Equipment	46.02	32.88
Total	**1,291,027.95**	**1,349,807.25**

As at 31st March 2022

(₹ in lakhs)

Particulars	Land	Buildings	Plant & equipments	Furniture & Fixture	Vehicle	Office Equipment	Electrical equipments	Road, Bridges, Culvert, Helipad	Tools & Plants	Misc Equipment	Right to Use (Leasehold Land)	Total
Gross Block as at April 1, 2021	2,600.25	171,668.80	1,595,877.01	1,775.63	2,216.93	6,978.75	1,749.56	6,526.16	7,627.69	192.17	8,807.13	1,806,020.08
Additions	-	3,659.73	19,151.20	68.82	698.44	554.92	164.90	969.20	212.13	20.35	-	25,499.69
Disposals/Adjustment	-	(401.90)	(7,143.60)	(55.56)	(441.79)	(296.97)	(22.66)	(73.27)	(1,442.95)	1.23	-	(9,877.47)
Reclassified as held for sale												-
Adjustment for provision		(141.88)	(2,256.53)									(2,398.41)
Gross Block as at March'31, 2022	**2,600.25**	**174,784.75**	**1,605,628.08**	**1,788.89**	**2,473.58**	**7,236.70**	**1,891.80**	**7,422.09**	**6,396.87**	**213.75**	**8,807.13**	**1,819,243.89**
Impairment as at April 1, 2021												
Other re-classifications												
Impairment as at March'31, 2022												
Accumulated Depreciation as at April 1, 2021	-	41,767.05	396,787.28	1,171.82	1,292.31	4,689.48	1,118.78	2,474.39	3,764.11	159.29	2,988.32	456,212.83
Charge for the period	-	5,319.80	73,193.52	58.93	558.64	406.13	51.74	191.50	256.84	6.68	198.21	80,241.99
Disposals	-	(346.94)	(5,869.70)	(49.77)	(433.62)	(242.05)	(17.27)	(50.50)	(1,230.79)	1.76	-	(8,238.88)
Other re-classifications												
Accumulated depreciation as at March'31, 2022	-	46,739.91	464,111.10	1,180.98	1,417.33	4,853.56	1,153.25	2,615.39	2,790.16	167.73	3,186.53	528,215.94
Total accumulated depreciation and impairment as at March'31, 2022	-	46,739.91	464,111.10	1,180.98	1,417.33	4,853.56	1,153.25	2,615.39	2,790.16	167.73	3,186.53	528,215.94
Net block as at March'31, 2022	**2,600.25**	**128,044.84**	**1,141,516.98**	**607.91**	**1,056.25**	**2,383.14**	**738.55**	**4,806.70**	**3,606.71**	**46.02**	**5,620.60**	**1,291,027.95**

As at 31st March 2021

(₹ in lakhs)

Particulars	Land	Buildings	Plant & equipments	Furniture & Fixture	Vehicle	Office Equipment	Electrical equipments	Road, Bridges, Culvert, Helipad	Tools & Plants	Misc Equipment	Right to Use (Leasehold Land)	Total
Gross Block as at April 1, 2020	2,600.25	121,758.47	842,653.74	1,797.55	2,131.80	6,862.09	1,727.90	6,128.72	7,610.34	187.62	8,807.13	1,002,265.61
Additions	-	49,997.86	753,564.11	43.32	376.45	596.94	49.01	397.44	163.51	11.28	-	805,199.92
Disposals/Adjustment	-	(87.53)	(340.84)	(65.24)	(291.32)	(480.28)	(27.35)	-	(146.16)	(6.73)	-	(1,445.45)
Reclassified as held for sale												-
Gross Block as at March'31, 2021	**2,600.25**	**171,668.80**	**1,595,877.01**	**1,775.63**	**2,216.93**	**6,978.75**	**1,749.56**	**6,526.16**	**7,627.69**	**192.17**	**8,807.13**	**1,806,020.08**
Impairment as at April 1, 2020												
Other re-classifications												
Impairment as at March'31, 2021	-	-	-	-	-	-	-	-	-	-		-
Accumulated Depreciation as at April 1, 2020	-	37,012.03	338,691.44	1,169.87	958.08	4,700.78	1,084.46	2,298.27	3,625.15	159.09	2,787.87	392,487.04
Charge for the period	-	4,860.16	58,894.95	61.60	622.16	357.64	51.17	176.12	250.44	7.41	200.45	65,482.10
Disposals	-	(105.14)	(799.11)	(59.65)	(287.93)	(368.94)	(16.85)	-	(111.48)	(7.21)	-	(1,756.31)
Other re-classifications												
Accumulated depreciation as at March'31, 2021	-	41,767.05	396,787.28	1,171.82	1,292.31	4,689.48	1,118.78	2,474.39	3,764.11	159.29	2,988.32	456,212.83
Total accumulated depreciation and impairment as at March'31, 2021	-	41,767.05	396,787.28	1,171.82	1,292.31	4,689.48	1,118.78	2,474.39	3,764.11	159.29	2,988.32	456,212.83
Net block as at March'31, 2021	**2,600.25**	**129,901.75**	**1,199,089.73**	**603.81**	**924.62**	**2,289.27**	**630.78**	**4,051.77**	**3,863.58**	**32.88**	**5,818.81**	**1,349,807.25**

i. Property, plant and equipment (including Capital work-in-progress) has been tested for impairment where indicators of impairment existed. Based on the assessment, the Company do not recognise any impairment charge during the previous year and also during the year ended March 31, 2022.

ii. Present and future immovable properties of Construction and O&M projects are mortgaged for raising Secured, Redeemable Non-Convertible Bonds Twelfth to Twenty second issue valuing ₹ 454850.00 lakhs having Charge ID with ROC are 100394348 for ₹ 50000.00 Lakhs, 100334035 for ₹ 15000.00 Lakhs, 100239598 for ₹ 30000.00 Lakhs, 100179561 for ₹ 30000.00 Lakhs, 100151868 for ₹ 50000.00 Lakhs, 10603635 for ₹ 90000.00 lakhs, 10555356 for ₹ 36000.00 lakhs, 10534076 for ₹ 150000.00 lakhs, 10466275 for ₹ 1450.00 lakhs, 10411581 for ₹ 2400.00 lakhs. Secured Medium & Long Term Loan amounting to ₹171108.89 lakhs. External Commercial Borrowing raised from SBI, Singapore for construction projects is secured by Hypothecation of all movable & immovable assets (including plant, machinery) created / to be created in respect of Tripura Gas Based Power Plant, Agartala and Agartala Gas Turbine Projects – Extension, Agartala. Foreign currency Loan received from KfW, Germany for construction of Pare Hydro Electric Project at Arunachal Pradesh is guranteed by Govt. of India.

iii. The conveyancing of the title to 33.19 are of freehold land at Guwahati valued ₹ 441.06 lakhs purchased by NEEPCO Ltd. from Assam Tea Corporation Ltd is awaiting completion of mutation process, for which application already submitted to concerned department of the Govt. of Assam. In addition, land measuring 183.19 hectare acquired for Kopili Stage II valued ₹ 452.68 lakhs in under litigation due to the claim lodged by the 303 land owners with respect to enhancement of land compensation and the matter is pending before the Special Judge (Judicial), West Jaintia Hills, Meghalaya. Further, Guwahati office building/Guest house valued ₹ 375.48 lakhs purchased by NEEPCO Ltd. from Assam Tea Corporation Ltd is awaiting completion of mutation process.

iv. Loss due to mishap occurred on 26.03.2022 in Khangdong (2x25 MW) & Kopili Stg II (1x25 MW) HPS amount to ₹ 1457.63 lakhs (Net Block) has been accounted for during the current financial year.

Further, the loss due to mishap occurred in Kopili HPS (4X50 MW) on the 7th October 2019 amounts to ₹ 10366.72 lakhs(Net block).

v. Interest and finance charge, related to construction projects, amounting to ₹ 287.27 lakhs (previous year ₹ 14835.19 lakhs) has been transferred to IEDC (Ref. Note No-34 B). The foreign exchange borrowings are un-hedged.

vi. The capacity charges of the transmission assets amounting to ₹ 12442.72 lakhs billed by the transmission agency during the year pursuant to orders of CERC dated 31st August 2021, for the period from 30th March 2018 upto the commercial operation dates of different units during the year 2020-21, relating to one of the hydro power projects of the Company is included in "Property, Plant & equipments," as the same is directly attributable to bringing the assets to its present location & condition as intended by the Management as per provision of Ind AS 16 read with Regulation 19 of the CERC (Terms & Conditions of Tariff) Regulation, 2019.

vii. Exchange differences capitalized are disclosed in the 'Addition' column of Capital work-in-progress (CWIP) and allocated to various heads of CWIP in the year of capitalisation through 'Deductions / Adjustments' column of CWIP. Exchange differences in respect of assets already capitalised are disclosed in the 'Deductions / Adjustments' column of Property, plant and equipment. Asset-wise details of exchange differences and borrowing costs included in the cost of major heads of CWIP and property, plant and equipment through 'Addition' or 'Deductions / Adjustments' column are given below:

(₹ in lakhs)

Particulars	For the year ended 31st March 2022		For the year ended 31st March 2021	
	Exchange Difference included in PPE/CWIP	Borrowing costs included in PPE/CWIP	Exchange Difference included in PPE/CWIP	Borrowing costs included in PPE/CWIP
Main Plant Building	49.02	-	23.82	922.97
Hydraulic works, reservoir, dam, tunnel	(306.11)	-	945.58	10,908.40
Plant & Equipment	344.50	-	(202.74)	3,001.89
Plant & Equipment	344.50	-	(202.74)	3,001.89
Others including pending allocation	-	287.27	-	1.92
Total	**87.41**	**287.27**	**766.66**	**14,835.18**

vii. The net carrying amount of plant and machinery comprises of:

(₹ in lakhs)

Particulars	As at 31st March, 2022	As at 31st March, 2021
Assets held under Finance Leases		
Cost	-	-
Accumulated depreciation and impairment losses	-	-
Net carrying amount	-	-
Owned assets	1,290,088.57	1,349,080.95
Net carrying amount	**1,290,088.57**	**1,349,080.95**

The net carrying amount of PPE (Owned assets) above does not include Assets under Right to use (Building and vehicles) recognized in books as per Ind AS 116 amounting to ₹ 939.39 lakh (previous year ₹ 726.30 lakh).

viii. Deduction / adjustments from gross block and Depreciation for the year includes

(₹ in lakhs)

Particulars	Gross Block for the year ended		Depreciation for the year ended	
	31st March 2022	31st March 2021	31st March 2022	31st March 2021
Disposal of assets	(831.25)	(88.92)	(748.10)	(77.93)
Retirement of assets	(8617.99)	(1705.06)	(7051.95)	(1267.82)
Cost adjustments due to exchange difference	87.41	766.66	-	-
Assets capitalised with retrospective effect / Write back of excess capitalisation	(73.73)	(2.67)	(5.26)	-
Others	(441.91)	(415.46)	(433.57)	(410.56)
Total	**(9877.47)**	**(1445.45)**	**(8238.88)**	**(1756.31)**

Note no. 3: Details of CWIP

(₹ in lakhs)

Particulars	As at 1st April 2021	Additions during the year	Adjustments during the year	Capitalised during the year	As at 31st March 2022	As at 31st March 2021
Building	553.42	914.42	(12.00)	900.45	555.39	553.42
Roads,Bridges,Culverts & Helipads	199.86	152.95	(199.86)	8.89	144.06	199.85
Electrical Installation	-	180.78	-	147.02	33.76	-
Water Supply, Sewerage & Drainage	132.00	270.03	-	71.23	330.80	132.00
Hydraulic works incldg Dams, Dykes etc.	2,652.73	26,317.18	(189.20)	-	28,780.71	2,652.73
Other Civil works	108.30	76.24	(18.48)	166.06	-	108.29
Power house	116.26	244.47	-	218.90	141.83	116.26
Switch Yard including cable connection	38.71	862.66	-	155.89	745.48	38.71
Environment & Ecology	25.33	-	(25.33)	-	-	25.33
Transmission Lines	2.77	-	(2.77)	-	-	2.77
Transformer having a rating of 100KV ampere and above	241.92	1,181.39	-	239.67	1,183.64	241.92
Survey & Investigation	3,958.86	293.60	(2,496.96)	-	1,755.50	3,958.86
Communication equipment	0.99	15.09	(0.99)	-	15.09	0.99
Plant & Machinery in Generating station	1,197.13	10,139.80	(2.20)	214.23	11,120.50	1,197.13
Gas Booster Station	2,482.83	1,623.46	-	234.66	3,871.63	2,482.83
EDP & WP Machine	3.80	26.74	(0.01)	30.53	-	3.80
Incidental Expenditure during Construction	11,292.47	5,544.65	(1,695.53)	-	15,141.59	11,292.49
	23,007.38	**47,843.46**	**(4,643.33)**	**2,387.53**	**63,819.98**	**23,007.38**
Less : Provision for write off	6,124.29	9.00	(4,142.38)		1,990.91	6,124.29
Construction Store (net of provisions)	13.51	-	-	-	13.51	13.51
TOTAL	**16,896.60**	**47,834.46**	**(500.95)**	**2,387.53**	**61,842.58**	**16,896.60**

a. **CWIP Ageing Schedule**

(₹ in lakhs)

CWIP	As at 31st March 2022				
	Amount in CWIP for a period of				Total
	Less than 1 year	1-2 Years	2-3 years	More than 3 years	
Projects in progress	46,611.48	11,973.42	164.48	3,093.20	61,842.58
Projects temporarily suspended	NIL	NIL	NIL	NIL	

b. **CWIP Ageing Schedule**

CWIP	As at 31st March 2021				
	Amount in CWIP for a period of				Total
	Less than 1 year	1-2 Years	2-3 years	More than 3 years	
Projects in progress	12044.13	1759.27	796.13	2297.07	16,896.60
Projects temporarily suspended	NIL	NIL	NIL	NIL	

c. **CWIP Completion Schedule - Whose completion is overdue or has exceeded its cost compared to its original plan**

CWIP	As at 31st March 2022			
	To be completed in			
	Less than 1 year	1-2 years	2-3 years	More than 3 years
Projects in progress/Assets: *				
Assam GBPS	1412.39	2521.53		
Tuirial HPS	73.85	11.38		
Projects temporarily suspended	NIL	NIL	NIL	NIL

d. **CWIP Completion Schedule - Whose completion is overdue or has exceeded its cost compared to its original plan**

CWIP	As at 31st March 2021			
	To be completed in			
	Less than 1 year	1-2 years	2-3 years	More than 3 years
Projects in progress/Assets: *				
Assam GBPS	2521.53			
Tuirial HPS	11.38			
Projects temporarily suspended	NIL	NIL	NIL	NIL

* Assets under capital works in progress for power plants in commercial operation

Provision for write off

(₹ in lakhs)

Particulars	As at 31st March, 2022	As at 31st March, 2021
Building (Head quarter)	0.27	0.27
Building (Tuirial HPS)	137.90	130.23
Water Supply,Sewerage & Drainage (Tuirial HPS)	20.04	20.04
Environment & Ecology (Tipaimukh HEP)	-	25.33

North Eastern Electric Power Corp. New Delhi

Particulars	As at 31st March, 2022	As at 31st March, 2021
Survey & Investigation		
Tipaimukh HEP	-	138.23
Siang HEP	246.45	246.45
Salim HEP	4.48	4.48
Tuivai HEP	-	2,282.69
Garo Hills Thermal Project	90.47	90.47
Margerita HEP	5.45	5.45
Rokhia & Baramura GT Power Plant	28.70	28.70
Gumti HEP	58.55	58.55
WK hills HEP	4.95	4.95
Leh & Kargil HEP	44.94	44.95
KHEP	17.33	17.33
Kiling HEP	69.67	69.67
Bandu HEP	-	0.59
Rangit HEP	21.34	20.01
Solar Power		
Incidental Expenditure during Construction		
Tipaimukh HEP	-	1,695.53
Bichom Basin	253.52	253.52
Kiling HEP	524.93	524.93
Siang HEP	461.92	461.92
Total	**1,990.91**	**6,124.29**

Note No. 4: Intangible Assets

(₹ in lakhs)

Particulars	As at 31st March, 2022	As at 31st March, 2021
Carrying amounts of :		
Software	1,259.95	712.48
Right to use (Forest Land)	7,921.11	8,129.91
Total	**9,181.06**	**8,842.39**

As at 31st March 2022

(₹ in lakhs)

Particulars	Software	Right to use (Forest Land)	Total
Gross Block as at April 1, 2021	1,226.52	8,386.87	9,613.39
Additions	905.42	-	905.42
Adjustment for the period	0.85	-	0.85
Gross Block as at March 31, 2022	**2,132.79**	**8,386.87**	**10,519.66**
Accumulated Impairment as at April 1, 2021			
Charge for the period			
Accumulated Impairment as at March 31, 2021			
Accumulated amortisation as at April 1, 2021	514.04	256.96	771.00
Charge for the period	357.95	208.80	566.75
Adjustment for the period	0.85	-	0.85
Accumulated amortisation as at March 31, 2022	**872.84**	**465.76**	**1,338.60**
Total accumulated amortisation and impairment as at March 31, 2022	**872.84**	**465.76**	**1,338.60**
Net block as at March 31, 2022	**1,259.95**	**7,921.11**	**9,181.06**

As at 31st March 2021

(₹ in lakhs)

Particulars	Software	Right to use (Forest Land)	Total
Gross Block as at April 1, 2020	952.55	8,079.19	9,031.74
Additions	273.97	307.68	581.65
Adjustment for the period	-	-	-
Gross Block as at March 31, 2021	**1,226.52**	**8,386.87**	**9,613.39**
Accumulated Impairment as at April 1, 2020			
Charge for the period			
Accumulated Impairment as at March 31, 2021			
Accumulated amortisation as at April 1, 2020	267.60	164.51	432.11
Charge for the period	246.44	92.45	338.89
Adjustment for the period	-	-	-
Accumulated amortisation as at March 31, 2021	**514.04**	**256.96**	**771.00**
Total accumulated amortisation and impairment as at March 31, 2021	**514.04**	**256.96**	**771.00**
Net block as at March 31, 2021	712.48	8,129.91	8,842.39

i) Compensation paid for forest land in possession/use (5967.24 Hectres) for setting up of projects (Kameng Hydro Electric Project, Pare Hydro Electric Project and Tuirial Hydro Electric Project) are treated as Right to use.

ii) Expenses incurred on maintenance of software system payable annually are charged to revenue.

Note No. 4A Intangible Assets Under Development

(₹ in lakhs)

Particulars	As at 1st April 2021	Additions during the year	Adjustments during the year	Capitalised during the year	As at 31st March 2022	As at 31st March 2021
Upfront Premium including Processing fee	10,082.50	13.50		-	10,096.00	10,082.50
Software	567.41	461.66	-	867.30	161.77	567.41
	10,649.91	**475.16**	-	**867.30**	**10,257.77**	**10,649.91**
Less : Provision for write off	10,000.00				10,000.00	10,000.00
Total	**649.91**	**475.16**	-	**867.30**	**257.77**	**649.91**

a. **Intangible assets under development Ageing Schedule**

(₹ in lakhs)

Intangible assets under development	As at 31st March 2022				
	Amount in Intangible assets under development for a period of				Total
	Less than 1 year	1-2 Years	2-3 years	More than 3 years	
Projects in progress	175.27			82.50	257.77
Projects temporarily suspended	NIL	NIL	NIL	NIL	

STANDALONE FINANCIAL STATEMENTS

b. Intangible assets under development Ageing Schedule

(₹ in lakhs)

Intangible assets under development	As at 31st March 2021				
	Amount in Intangible assets under development for a period of				Total
	Less than 1 year	1-2 Years	2-3 years	More than 3 years	
Projects in progress	148.47	418.94	-	82.50	649.91
Projects temporarily suspended	NIL	NIL	NIL	NIL	

c. Intangible assets under development completion schedule - Whose completion is overdue or has exceeded its cost compared to its original plan

(₹ in lakhs)

Intangible assets under development	As at 31st March 2022			
	To be completed in			
	Less than 1 year	1-2 Years	2-3 years	More than 3 years
Projects in progress/Assets*	161.77	Nil	Nil	Nil
Projects temporarily suspended	Nil	Nil	Nil	Nil

* ERP under implementation in NEEPCO

d. Intangible assets under development completion schedule - Whose completion is overdue or has exceeded its cost compared to its original plan

(₹ in lakhs)

Intangible assets under development	As at 31st March 2021			
	To be completed in			
	Less than 1 year	1-2 Years	2-3 years	More than 3 years
Projects in progress	Nil	Nil	Nil	Nil
Projects temporarily suspended	Nil	Nil	Nil	Nil

Note no. 5: Investment in subsidiary and Joint Venture companies

(₹ in lakhs)

Particulars	As at 31st March, 2022		As at 31st March, 2021	
	Quantity	Amount	Quantity	Amount
Quoted Investments				
TOTAL AGGREGATE QUOTED INVESTMENTS (A)				
Unquoted Investments (all fully paid)				
Investments in Equity Instruments				
- of joint ventures - jointly controlled entities				
- KSK Dibbin Hydro Power (Equity Share Fully Paid up)	27930000	2,793.00	27930000	2793.00
TOTAL AGGREGATE UNQUOTED INVESTMENTS (B)	**27930000**	**2,793.00**	27930000	2,793.00
Other Investment				
TOTAL other investment (C)				
TOTAL INVESTMENTS (A) + (B)+ (C)	**27930000**	**2,793.00**	27930000	2,793.00

Particulars	As at 31st March, 2022		As at 31st March, 2021	
	Quantity	Amount	Quantity	Amount
Less : Aggregate amount of impairment in value of investments - of joint ventures - jointly controlled entities TOTAL IMPAIRMENT VALUE (D)		2,793.00		2,793.00
TOTAL INVESTMENTS CARRYING VALUE (A) + (B) + (C) - (D)	27930000	-	27930000.00	-

INVESTMENT IN JOINT VENTURES

(i) The carrying amount and market value of unquoted investments is as follows:

(₹ in lakhs)

Name of the Companies	Proportion of Ownership interest as at	
	31.03.2022	31.03.2021
KSK Dibbin Hydro Power	30%	30%

Particular	As at 31st March, 2022	As at 31st March, 2021
(a) Unquoted		
Aggregate carrying amount of unquoted investments	-	-
Total carrying amount	-	-

(i) The cost of unquoted investments approximate the fair value because there is a wide range possible fair value measurements and the cost represents estimate of fair value within that range.

(ii) **Investment in KSK Dibbin Hydro Power:-** Joint venture between KSK Energy Ventures and NEEPCO Ltd for setting up of a hydro power plant at Arunachal Pradesh.

NEEPCO is under the process of exploring various scopes & opportunities for ensuring viability of M/s KSK Dibbin hydro Power Pvt Ltd, the Joint Venture Company, including engagement of legal expert to protect the Corporation's (NEEPCO's) interest for the investment made. However, considering commercial non viability of the project in its present form as observed by inter-diciplinary committee of the Company, provision of equivalent amount has been made for the said investment.

Note No. 6: Loans

(i) The carrying amount and market value of unquoted investments is as follows:

(₹ in lakhs)

Particular	As at 31st March, 2022	As at 31st March, 2021
Loans and Advances to employees		
- Secured, considered good	-	-
- Unsecured, considered good	26.16	28.30
- Which have significant increase in credit risk	-	-
- Credit impaired		
Less : Allowance for bad and doubtful advances	-	-
Total	**26.16**	**28.30**

(i) Loan & Advances to employees includes Interest bearing Computer Advance and interest free Furniture Advance and Multipurpose Advance. Computer advance & Furniture advance are recovered from employees in 60 equal instalments whereas Multipurpose Advance is recovered in 12 instalment.

(ii) There is no outstanding debts due from Directors and other related parties of the Company as on 31.03.2022 (Previous year NIL).

(iii) The above loans and advances have been given as per the norms of the Corporation on recoverable basis.

Note No. 7: Deferred tax balances

(₹ in lakhs)

Particulars	As at 31st March, 2022	As at 31st March, 2021
Deferred Tax Liability		
Difference in Book depreciation & Tax Depreciation	134,249.94	108,464.60
Less: Deferred Tax Asset		
Unabsorbed depreciation	42,540.99	30,546.32
Provisions	8,963.85	9,781.56
Statutory dues	365.37	1,163.83
Leave encashment	4,841.55	5,158.25
Others*	904.38	
Net Defer Tax (Asset)/ Liability	**76,633.80**	**61,814.64**

Deferred Tax as on 31.03.2022

(₹ in lakhs)

Deferred Tax Reconciliation	As at 31st March 2022	As at 31st March 2021	Effect in PL
Defered Tax Liability as per Ind AS	(134,249.94)	(108,464.60)	25,785.34
Defered Tax Asset as per Ind AS	57,616.14	46,649.96	(10,966.18)
Net Defered Tax Liability	(76,633.80)	(61,814.64)	14,819.16
Net (Liability) / Asset as per Ind AS	(76,633.80)	(61,814.64)	14,819.16
Effect in PL			14,819.16

Deferred Tax as on 31.03.2021

(₹ in lakhs)

Deferred Tax Reconciliation	As at 31st March 2022	As at 31st March 2021	Effect in PL
Defered Tax Liability as per Ind AS	(108,464.60)	(76,916.47)	31,548.13
Defered Tax Asset as per Ind AS	46,649.96	17,216.98	(29,432.98)
Net Defered Tax Liability	(61,814.64)	(59,699.49)	2,115.15
Net (Liability) / Asset as per Ind AS	(61,814.64)	(59,699.49)	2,115.15
Effect in PL			2,115.15

(i) NEEPCO is in the business of generation and sale of electricity. Electricity generated by various power plants of the Company are sold to various beneficiaries under long-term power purchase agreements. Tariffs for the generating stations are determined by the Central Electricity Regulatory Commission (CERC) in compliances to the CERC Tariff Regulations issued time to time on Cost plus basis. Considering the CERC determined tariff for billing on NEEPCO's beneficiaries, as well as prevailing power market in India and Plant performances of the generating stations, it is expected that sufficient taxable profit will be available to the Company in future years.

In compliance to the Ind AS 12 - Taxes, the Company has recognised Deferred Tax Asset (DTA) amounting to ₹ 30,546.32 lakhs upto the year ended 31.03.2021 in respect of Unabsorbed depreciation with convincing evidence that sufficient future taxable income will be available against which such DTA can be realized. With further accrual amounting to ₹ 11,994.67 lakhs during the FY 2021-22, DTA in respect of Unabsorbed depreciation as on 31.03.2022 stands at ₹ 42,540.99 lakhs.

(ii) MAT credit available for the Company as on 31.03.2022 amounts to ₹ 11745.65 lakhs, being the amount as per computation of tax credit under Sec 115 JAA.

(iii) * Others includes deferred tax assets created on provision for Post Retirement Medical Benefit (PRMB) & award of Gold Coin to superannuated employees.

(iv) Refer note no 48 for detailed disclosure.

Movement in deferred tax balances

As at 31st March 2022

(₹ in lakhs)

Particulars	As at 1st April 2021	Recognised in statement of profit and loss	Recognised in OCI	Others	As at 31st March 2022
Deferred tax liability					
Difference in book depreciation and tax depreciation	108,464.60	25,785.34			134,249.94
Less: Deferred tax assets	-				
Unabsorbed depreciation	30,546.32	11,994.67			42,540.99
Provisions	9,781.56	(817.71)			8,963.85
Statutory dues	1,163.83	(798.46)			365.37
Leave encashment	5,158.25	(316.70)			4,841.55
Others	-	904.38			904.38
Net tax (assets) / liabilities	61,814.64	14,819.16	-	-	76,633.80

As at 31st March 2021

(₹ in lakhs)

Particulars	As at 1st April 2020	Recognised in statement of profit and loss	Recognised in OCI	Others	As at 31st March 2021
Deferred tax liability					
Difference in book depreciation and tax depreciation	76,916.47	31,548.13	-	-	108,464.60
Less: Deferred tax assets	-			-	
Unabsorbed depreciation		30,546.32	-	-	30,546.32
Provisions	9,620.13	161.43	-	-	9,781.56
Statutory dues	2,966.20	(1,802.37)	-	-	1,163.83
Leave encashment	4,630.65	527.60	-	-	5,158.25
Others	-	-			-
Net tax (assets) / liabilities	59,699.49	2,115.15	-	-	61,814.64

North Eastern Electric Power Corporation New Delhi NEEPCO

Note No. 8: Other non-current assets

(₹ in lakhs)

Particulars	As at 31st March, 2022	As at 31st March, 2021
Capital Advances		
Secured :	-	-
Un-Secured :		
Covered By Bank Guarantee	12,284.78	12,278.17
Others	2,635.90	414.56
Considered Doubtful	39.64	39.64
Less: Allowances for bad & doubtful advances	39.64	39.64
	14,920.68	12,692.73
Deferred Foreign Currency Fluctuation Assets	-	791.68
Interest Accrued on Advances	1,103.89	1,209.93
Advance tax refundable	2,278.53	4,529.19
Total	**18,303.10**	**19,223.53**

(i) Capital advances comprises of Mobilisation Advance and advance against arbitrational award deposited to escrow account in respect of Projects.

(ii) Tax refundable relates to FY 2013-14 to 2015-16, FY 2017-18 & FY 2019-20 are ₹ 333.48 lakhs, ₹ 439.85 lakhs, ₹ 872.26 lakhs,₹ (1597.55) lakhs and ₹ 2230.49 lakhs respectively for which appeals are pending with Income Tax Authorities.

(iii) Advance to Directors & other related parties as on 31.03.2022 is NIL (Previous year NIL).

Note No. 9: Inventories (At lower of cost or Net Realisable value)

(₹ in lakhs)

Particulars	As at 31st March, 2022	As at 31st March, 2021
Operational stores ::		
Stores & Spares	13,381.41	12,053.08
Consumables	292.47	137.27
Others	1,425.36	1,335.98
Obsolete/ Scrap	836.38	890.90
	15,935.62	14,417.23
Less : Provision for shortages		
Provision for obsolete/ unserviciable Items	836.38	890.90
Total Inventories	**15,099.24**	**13,526.33**
Included above, goods-in-transit		
Stores & Spares	-	38.90
Total Goods in transit	**-**	**38.90**

(i) Secured,Working Capital Demand Loan of ₹ 7500.00 lakhs (previous year ₹19174.67 lakhs) was drawn against hypothecation of the stocks of stores and spares and Book Debt of the Company to the extent of drawal.

(ii) The Company is operating in the regulatory environment and as per CERC Tariff Regulations, cost of fuel and other inventory items are recovered as per extant tariff regulations. Accordingly, the realizable value of the inventories is not lower than the cost. Stores & Spares includes stores against grants in aid of ₹ 915.67 lakhs to be amortised against repairs & maintenance.

Note No. 10: Trade receivables

(₹ in lakhs)

Particulars	As at 31st March, 2022	As at 31st March, 2021
Trade Receivables considered good - Secured		
Trade Receivables considered good - Unsecured	48,776.49	76,911.76
Trade Receivables which have significant increase in credit risk		
Trade Receivables - credit impaired		
Allowance for doubtful debts		
TOTAL	**48,776.49**	**76,911.76**

(i) Trade receivables are dues in respect of goods sold or services rendered in the normal course of business.

(ii) Where no due date is specifically agreed upon, the normal credit period allowed by the Company is in compliance to the CERC regulations / Guidance.

(iii) Where a trade receivable has been provided for, such provision could be dictated by prudence, but one could still expect to realise the amount within 12 months from the balance sheet date. Under such circumstances, the said trade receivable is classified as current. Where, however, there is no expectation to realise the amount within the next twelve months period, the same needs to be classified as non-current alongwith the provision made for the same.

(iv) Debt due from related parties is NIL (Previous year : NIL)

Trade Receivables Ageing

(₹ in lakhs)

Particulars	As at 31st March 2022							
	Un-billed	Not due (i.e., upto 45 days)	Outstanding for following periods from due date of payment					
			>45 days to less than 6 months	6 months to 01 year	01 year to 02 years	02 years to 03 years	More than 3 years	Total
A	B	C	D	E	F	G	H	I= B TO H
(i) Undisputed Trade receivables - considered good	24,930.37	8,605.88	3,466.93	1,324.05	0.75	80.07		38,408.05
(ii) Undisputed Trade Receivables - which have significant increase in credit risk								-
(iii) Undisputed Trade Receivables - credit Impaired								-
(iv) Disputed Trade Receivables - considered good						9,936.50	431.94	10,368.44
(v) Disputed Trade Receivables - which have significant increase in credit risk								-
(vi) Disputed Trade Receivables - credit Impaired								-
Total	**24,930.37**	**8,605.88**	**3,466.93**	**1,324.05**	**0.75**	**10,016.57**	**431.94**	**48,776.49**

(₹ in lakhs)

Particulars	As at 31st March 2021							
	Un-billed	Not due (i.e., upto 45 days)	Outstanding for following periods from due date of payment					Total
			>45 days to less than 6 months	6 months to 01 year	01 year to 02 years	02 years to 03 years	More than 3 years	
A	B	C	D	E	F	G	H	I= B TO H
(i) Undisputed Trade receivables - considered good	19,201.03	25,205.96	6,319.26	65.92	2,446.05	13,305.09		66,543.32
(ii) Undisputed Trade Receivables - which have significant increase in credit risk								-
(iii) Undisputed Trade Receivables - credit Impaired								-
(iv) Disputed Trade Receivables - considered good					9,936.50	431.94		10,368.44
(v) Disputed Trade Receivables - which have significant increase in credit risk								-
(vi) Disputed Trade Receivables - credit Impaired								-
Total	**19,201.03**	**25,205.96**	**6,319.26**	**65.92**	**12,382.55**	**13,737.03**	**-**	**76,911.76**

(I) Notes on Disputed Trade Receivable:

(1) Disputed trade receivables includes (i) ₹ 431.94 lakhs against claim for reimbursement on account of Effective Tax Rate; (ii) ₹ 1399.45 lakhs against claim for reimbursement of Foreign Exchange Rate Variation (FERV) for 2015-16 to 2018-19; (iii) ₹ 5799.78 lakhs against arrear bills arising out of determination of tariff of TGBP by CERC for 2017-18 & 2018-19; (iv) ₹ 2737.27 lakhs against bills for GTG unit during 2015-16 & 2016-17 prior to COD of STG unit.

(2) TSECL has appealed against the above mentioned bills amounting to ₹ 10368.44 lakhs before APTEL. The petition has been taken up by APTEL and included in the "List of Finals" to be taken up for hearing in its turn. There are sufficient legal/regulatory grounds as indicated by legal experts to infer that TSECL's petition will be turned down and judgement delivered in NEEPCO's favour by APTEL. Though vide the order dated 01st April 2022, Hon'ble APTEL has directed NEEPCO not to take any precipitative action against TSECL for payment of the dues during pendency of the appeal, however, Ministry of Power (Govt. of India) has initiated action for liquidation of the dues invoking provisions of the Tripartite Agreement (TPA) & the process is continuing .

(3) TSECL has offered out-of-court settlement of the above mentioned dispute regarding bills for ₹ 10368.44 lakhs, which has not been accepted by NEEPCO as the offer entailed sharing the disputed amount on a 50 - 50 basis. Meanwhile, based on NEEPCO's request, the Government of India has served notice on the Government of Tripura with regard to invocation of the payment security clause of the Tripartite Agreement between GoI, RBI and Govt. of Tripura which enables the GoI to divert fund from the state's account maintained with RBI to liquidate the dues payable to NEEPCO by TSECL, including Late Payment Surcharge on the dues. The payment has been deferred till decision on the matter, which is expected shortly.

(4) With consideration of the above, disputed trade receivable amounting to ₹ 10368.44 lakhs has been considered good and no provision has been provided in books since there is no significant credit risk. Further, the realisation of the aforesaid amount is expected within a period of 12 months from the Balance Sheet date.

New Delhi North Eastern Electric Power Corporation NEEPCO

(i) **Notes on Unbilled Revenue**

Unbilled revenue as on 31.03.2022 amounting to ₹ 24930.37 lakhs includes energy bills ₹ 16366.20 lakhs, trading of merchant power ₹ 6979.94 lakhs, FERV ₹ 1477.53 lakhs, NERLDC fees & charges ₹ 39.79 lakhs, open cycle (AGBPS) billing ₹ 0.75 lakhs & LPS ₹ 66.16 lakhs.

Change in trade receivables

(₹ in lakhs)

Particulars	As at 31st March, 2022	As at 31st March, 2021
Opening Balance	76,911.76	66,226.10
Add:: Net Revenue Recognised but not realised during the year	(28,135.27)	10,685.66
Closing Balance	48,776.49	76,911.76

(ii) Trade receivables are further analysed as :

(₹ in lakhs)

As at March 31, 2022	Gross credit risk amount	Allowance for credit losses	Net credit risk amount
Amounts not yet due	33,536.25	-	33,536.25
More than 45 days upto six months	3,466.93	-	3,466.93
More than six months	11,773.31	-	11,773.31
TOTAL	**48,776.49**	-	**48,776.49**

(₹ in lakhs)

As at March 31, 2021	Gross credit risk amount	Allowance for credit losses	Net credit risk amount
Amounts not yet due	44,406.99	-	44,406.99
More than 45 days upto six months	6,319.26	-	6,319.26
More than six months	26,185.50	-	26,185.50
TOTAL	**76,911.76**	-	**76,911.76**

The Company considers its maximum exposure to credit risk with respect to customers as at March 31, 2022 to be ₹48776.49 lakhs (March 31, 2021: ₹ 76911.76 lakhs), which is the fair value of trade receivables after allowance for credit losses.

The Company's exposure to customers is diversified and except TSECL (Tripura) & P&E Mizoram, no other customer contributes to more than 10% of outstanding dues (i.e. more than 45 days) accounts receivable as at March 31, 2022.

(₹ in lakhs)

Particulars	As at 31st March, 2022	As at 31st March, 2021
Balance at the beginning of the period	-	-
Additions during the period	-	-
Utilised during the period	-	-
Balance at the end of the period	-	-

In determining the allowances for doubtful trade receivables the Company has used a practical expedient by computing the expected credit loss allowance for trade receivables based on a provision matrix. The provision matrix takes into account historical credit loss experience and is adjusted for forward looking information. The expected credit loss allowance is based on the ageing of the receivables that are due and rates used in the provision matrix.

North Eastern Electric Power Corporation New Delhi

Note No. 11: Cash and Cash Equivalents

(₹ in lakhs)

Particulars	As at 31st March, 2022	As at 31st March, 2021
(a) Balances with banks		
Unrestricted Balance with banks		
(i) In Current Account	4,344.26	45.97
(ii) In Deposit Account (original maturity less than 3 months)		
(b) Cheques, drafts on hand		
(c) Cash in hand	0.23	0.92
(d) Others	4,344.49	46.89
Cash and cash equivalents as per balance sheet		
(a) Earmarked Balances with banks		
Earmarked Balance with banks		
(i) In Current Account		
(ii) In Deposit Account		
Total	**4,344.49**	**46.89**

Note No. 12: Bank balances other than Cash and cash equivalents

(₹ in lakhs)

Particulars	As at 31st March, 2022	As at 31st March, 2021
Restricted Money	1,009.06	171.24
Total	**1,009.06**	**171.24**

(i) Breakup of Restricted Money

(₹ in lakhs)

Particulars	As at 31st March, 2022	As at 31st March, 2021
Margin Money against Bond redemption reserve	-	-
DDUGVY scheme of GOI	992.58	160.23
SAUBHAGYA scheme of GOI	13.79	11.01
PM- KUSUM (MNRE- GoI)	2.69	
Total	**1,009.06**	**171.24**

(ii) Bank balances other than Cash & cash Equivalent consists of restricted money relating to Deen Dayal Upadhyaya Gram Jyoti Yogana(DDUGJY), Pradhan Mantri Sahaj Bijli Har Ghar Yojana (SAUBHAGYA Scheme) & PM- KUSUM .

(iii) The cash and bank balances as above are primarily denominated and held in Indian rupees.

(iv) There is no deposits to bank relating to bond due for redemption at the end of the FY 2021-22.

Note No. 13: Others

(₹ in lakhs)

Particulars	As at 31st March, 2022	As at 31st March, 2021
Other Receivables		
Secured, considered good		
Unsecured, considered good	1,146.21	1,499.32
- Doubtful	-	-
Claim Receivable (Unsecured)	3,562.67	
Contract Assets	29,556.94	17,173.31
Interest accrued on STDR	-	-
Advances to staff	1,429.36	63.83
Security Deposits	111.65	108.16
Total	**35,806.83**	**18,844.62**

(₹ in lakhs)

Particulars	As at 31st March, 2022	As at 31st March, 2021
Interest accrued on deposits and loans		
Unsecured, considered good	-	-
Unsecured, considered doubtful	-	-
Less: Allowance for credit losses	-	-
Other financial assets	-	-
Advances to staff	1,429.36	63.83
Security Deposits	111.65	108.16

(i) Contract assets comprises of provisional revenue ₹ 23605.12 lakhs, LPS amounting to ₹ 3636.25 lakhs, Deferred Tax materialisation amounting to ₹ 1212.39 lakhs & Effective tax rate (FY 2016-17) ₹ 1103.18 lakhs.

(ii) Other Receivable-Unsecured Considered good consists of amount receivable from REC towards implementation of DDUGJY scheme amounting to ₹ 491.58 lakhs, PM KUSUM amounting to ₹ 25.30 lakhs, amount receivable from PRMB trust ₹ 236.34 lakhs, amount receivable from NTPC ₹ 11.03 lakhs, amount receivable from LADF (Arunachal Pradesh) ₹ 373.09 lakhs, from NVVN for TDS ₹ 8.44 lakhs, PNB ₹ 0.43 lakhs. Claim receivable (Unsecured) amounting to ₹ 3562.67 lakhs is due for settlement of insurance claim lodged for Kopili (4 X 50 MW) HPS mishap occured during 2019.

(iii) There is no outstanding debts due from the Directors of the Company.

(iv) Loan & Advances to employees includes Interest bearing Computer Advance and interest free Furniture Advance and Multipurpose Advance. Computer advance & Furniture advance are recovered from employees in 60 equal instalments whereas Multipurpose Advance is recovered in 12 instalment.

(v) Security deposits are primarily consists of Deposit against BSNL Lines, Gas Connection, Cable Connection etc. which will be refunded on surrender of services provided by service providers.

(vi) Changes in Other Receivables - Unsecured considered good and Contract Assets

(₹ in lakhs)

Particulars	As at 31st March, 2022	As at 31st March, 2021
Opening Balance	18,672.63	28,787.82
Add : Addition during the year	39,179.78	8,397.49
Less : Realised / Billed during the year	23,586.59	18,512.68
Closing Balance	34,265.82	18,672.63

Note No. 14: Current Tax Assets/(Liabilities)

(₹ in lakhs)

Particulars	As at 31st March, 2022	As at 31st March, 2021
Advance tax refundable	180.67	329.49
Advance tax paid including TDS/TCS	7,294.29	1,321.46
Less : Current tax liabilities		
Current year	5,676.88	559.65
Adjustment for earlier years	809.86	793.04
Other Comphrehensive Income	(772.86)	(496.33)
Pertaining to regulatory deferral account balances	1,619.88	1,020.78
MAT credit entitlement	-	-
Current Tax Asset / (Liabilities) (Net)	**141.20**	**(226.19)**

(i) Amounts of tax refundable relate to the AY 2009-10 and AY 2011-12 to 2013-14 are ₹4.87 lakhs, ₹ 3.13 lakhs, ₹153.60 lakhs and ₹ 19.07 lakhs respectively as assessed during the FY 2020-21 under Vivad Se Vishwas Scheme.

(ii) MAT credit available for the Company as on 31.03.2022 amounts to ₹ 11745.65 lakhs, being the amount as per computation of tax credit under Sec 115 JAA.

(iii) Refer Note No-48 for detailed disclosure on Income Tax.

Note No. 15: Other current assets

(₹ in lakhs)

Particulars	As at 31st March, 2022	As at 31st March, 2021
Prepaid Expenses including prepaid insurance	1,842.71	2,954.37
Advances to Suppliers & Contractors - Unsecured, considered good	1,339.40	795.94
Less : Allowances for doubtful	40.40	54.16
Scrap /Obsolete assets	12,704.57	10,686.84
Less : Provisions	12,704.57	10,686.84
Net	-	-
Assets held for disposal	8.20	174.89
Total	**3,149.91**	**3,871.04**

(i) Prepaid Expenses consists of amount paid in advance in respect of prepaid insurance, License fee (pollution control) & BSNL leaseline for Internet, the benefit of which has not yet expired on reporting date. Prepaid expenses of items of ₹ 20000/- and below are charged to natural head of accounts.

(ii) Advances to suppliers & contractors are the short term advances to be recovered within 12 months from the bills. The advances are given as stipulated under the work/supply order.

(iii) Advance to Directors and other related parties as on 31.03.2022 is NIL. (Previous year NIL)

(iv) Assets held for disposal consists of following items

(₹ in lakhs)

Particulars	As at 31st March, 2022	As at 31st March, 2021
Plant & Equipments	38.60	306.25
Vehicles	9.71	8.71
Office Equipment	-	
Tools & Plants	-	56.20
Misc . Equipment		
Value of Assets held for disposal	**48.31**	**371.16**
Less: Provision	**40.11**	**196.27**
NRV for Assets held for disposal	**8.20**	**174.89**

(v) Scrap/Obsolete Assets

(₹ in lakhs)

Unit	As at 31st March, 2022	As at 31st March, 2021
Assam GBPS	473.11	169.68
Agartala GBPS	72.67	5.40
Kopili HPS	11,837.67	10,380.03
Ranganadi HPS	86.53	31.27
Pare HPS	1.70	1.70
Kameng HPS	67.17	3.04
Kolkata	-	0.39
Tripura GBPS	0.08	0.08
Tuirial HPS	70.95	
Rupa (S&I)	0.40	0.21
Shillong	93.18	94.03
Guwahati	1.11	1.00
Total	**12,704.57**	**10,686.84**
Less: Provision	12,704.57	10,686.84

Note No. 16: Regulatory Deferral Accounts Debit Balance

(₹ in lakhs)

Particulars	As at 31st March, 2022	As at 31st March, 2021
Regulatory deferral account Debit balance		
(i) Employees benefit expenses - Gratuity		
Opening Balance	4,793.47	4,793.47
Addition during the period		
Closing balance	**4,793.47**	**4,793.47**
ii) Depreciation - Tuirial HPS		
Opening Balance	13,962.05	9,842.54
Addition during the period	4,117.64	4,119.51
Closing balance	**18,079.69**	**13,962.05**

Particulars	As at 31st March, 2022	As at 31st March, 2021
(iii) Deferred Tax adjustment against deferred tax liabilities		
Opening Balance	24,233.87	23,056.57
Addition during the period	5,153.65	1,177.30
Closing balance	**29,387.52**	**24,233.87**
(iv) Deferred Tax Recoverable		
Opening Balance	39,934.78	41,254.63
Realized/Adjustment during the period	(1,310.82)	(1,319.85)
Closing balance	**38,623.96**	**39,934.78**
(v) Exchange difference		
Opening Balance	1,459.91	914.32
Addition during the period	-	647.34
Realized/Adjustment during the period	-	101.75
Closing balance	**1,459.91**	**1,459.91**
Regulatory deferral account Debit balance	**92,344.55**	**84,384.08**

Deferral Regulatory Account Balance has been adjusted in line with **Accounting Policy No-6**. Refer Note No.37 for detailed disclosure.

Note No. 17: Equity Share Capital

(₹ in lakhs)

Particulars	As at 31st March, 2022	As at 31st March, 2021
Equity Share Capital	360,981.04	360,981.04
Total	**360,981.04**	**360,981.04**

Authorised & Issued Share Capital

(₹ in lakhs)

Particulars	As at 31st March, 2022	As at 31st March, 2021
Authorised Share Capital		
5,00,00,00,000 nos. of equity shares of ₹ 10/- each (Previous year 5,00,00,00,000 nos. of equity shares of ₹ 10/- each)	500,000.00	500,000.00
Issued, Subscribed and fully paid-up capital comprises :		
3,60,98,10,400 nos. (Previous period 3,60,98,10,400 nos.) of equity shares of ₹ 10/- each	360,981.04	360,981.04
Total	**360,981.04**	**360,981.04**

(i) The movement in subscribed and paid up share capital is set out below:

Particulars	As at March 31, 2022					
	Opening balance as on 01.04.2021		Movement during 2021-22		Closing Balance as on 31.03.2022	
	No. of shares	₹ in Lakhs	No. of shares	₹ in Lakhs	No. of shares	₹ in Lakhs
Ordinary shares of ₹10 each						
At beginning of the year	3,609,810,400	360,981.04	-	-	3,609,810,400	360,981.04
Shares allotted during the year	-	-	-	-		
	3,609,810,400	**360,981.04**	**-**	**-**	**3,609,810,400**	**360,981.04**

Particulars	As at March 31, 2021					
	Opening balance as on 01.04.2020		Movement during 2020-21		Closing Balance as on 31.03.2021	
	No. of shares	₹ in Lakhs	No. of shares	₹ in Lakhs	No. of shares	₹ in Lakhs
Ordinary shares of ₹10 each						
At beginning of the year	3,609,810,400	360,981.04	-	-	3,609,810,400	360,981.04
Shares allotted during the year	-	-	-	-		
	3,609,810,400	**360,981.04**	-	-	**3,609,810,400**	**360,981.04**

(ii) Details of shareholding of Promoter/Holding Company

Particulars	As at 31st March, 2022			As at 31st March, 2021		
Name of Promoter/Holding Company	No. of Shares Held (Face value of ₹ 10 each)	% of Total Shares	% change during the year	No. of Shares Held (Face value of ₹ 10 each)	% of Total Shares	% change during the year
NTPC Ltd.	3,609,810,400	100.00	-	3,609,810,400	100	-

(iii) The Corporation has only one class of shares referred to as equity shares having a par value of ₹ 10/- wholly owned by NTPC ltd. The holders of the equity shares are entitled to receive dividends as declared from time to time and are entitled to voting rights proportionate to their share holding at the meetings of shareholders.

(iv) The Cabinet Committee on Economic Affairs, chaired by Prime Minister accorded in-principle approval for strategic disinvestment of Government of India shareholding of 100% in NEEPCO alongwith transfer of management control to an identified CPSE strategic buyer, namely NTPC.

Accordingly, acquisition of entire equity stake of Government of India in NEEPCO Ltd by NTPC Ltd completed on 27th March, 2020 through share transfer in persuant to share purchase agreement dt. 25th March, 2020 between Government of India & NTPC Ltd. NTPC Ltd holds 100% ownership interest in NEEPCO Ltd as on 31st March 2022.

(v) During the immediately preceeding five years, the company has neither alloted any share persuant to contract without payment being received in cash, nor as bonus share nor bought back any shares.

Note No. 18: Other equity

(₹ in lakhs)

Particulars	As at 31st March, 2022	As at 31st March, 2021
General Reserve	197,691.68	197,691.68
Retained earnings	32,197.01	21,273.80
Bond redemption reserve	65,054.17	65,054.17
Total	**294,942.86**	**284,019.65**

18.1 General Reserve

(₹ in lakhs)

Particulars	As at 31st March, 2022	As at 31st March, 2021
Balance at the beginning of the year/period	197,691.68	197,691.68
Balance at the end of the year/period	**197,691.68**	**197,691.68**

NEEPCO New Delhi North Eastern Electric Power Corporation

18.2 Retained Earnings

(₹ in lakhs)

Particulars	As at 31st March, 2022	As at 31st March, 2021
Balance at the beginning of the year/period	21,273.80	19,802.10
Profit attributable to owners of the Company	21,229.37	4,790.15
Other comprehensive income arising from remeasurement of defined benefit obligation net of income tax	(1,306.16)	(818.45)
Final dividend paid for the previous year	(1,500.00)	(2,500.00)
Tax on Final Dividend	-	-
Interim dividend paid for the current year	(7,500.00)	-
Tax on Interim Dividend	-	-
Balance at the end of the year/period	**32,197.01**	**21,273.80**

During the year, the Company has paid interim dividend amounting to ₹ 7500.00 lakhs, i.e., ₹ 0.21 per share (face value of ₹ 10/- each) for the financial year 2021-22 as approved by the Board during 269th BoD meeting dated 04.02.2022 & ₹ 1500.00 lakhs towards final dividend for the previous FY 2020-21 as approved by the Board during 265th BoD meeting dated 26.08.2021 .

Retained Earnings are the profit of the Company earned till date net of appropriation.

18.3 Bond Redemption Reserve

(₹ in lakhs)

Particulars	As at 31st March, 2022	As at 31st March, 2021
Balance at the beginning of the year/period	65,054.17	65,054.17
Movement during the year/period		
Balance at the end of the year/period	**65,054.17**	**65,054.17**

The nature of reserves are as follows:

(a) **General Reserve :-** Under the erstwhile companies Act 1956, a general reserve was created through an annual transfer of net profit at a specified percentage in accordance with applicable regulations. Consequent to the introduction of Companies Act 2013, the requirement to mandatory transfer a specified percentage of net profit to general reserve has been withdrawn.

(b) **Bond redemption reserve:-** In terms of the applicable provisions of the Companies Act 2013, read with Companies (Share Capital and Debenture) Rules, 2014, the Company should comply with the requirements with regard to Bond/ Debenture Redemption Reserve. The adequacy of Bond/Debenture Redemption Reserve is required to be ten percent of the value of the outstanding debentures. As on 31.03.2022, the Company has maintained a Bond Redemption Reserve of ₹ 65054.17 lakhs, which is adequate for the purpose. Hence, the Company has not created any further Bond Redemption Reserve during the year.

Non-current liabilities

Financial Liabilities

Note No. 19: Long term borrowings

(₹ in lakhs)

Particulars	As at 31st March, 2022	As at 31st March, 2021
A. PRIVATELY PLACED PSU BONDS		
1. UN-SECURED BORROWINGS		
Twenty Third Issue	20,000.00	-
Less : Bond expense amortisation	4.86	-
Add: Interest accrued but not due	31.30	-
Bond - Twenty Third Issue (Net)	20,026.44	-
8 years NEEPCO 7.14% Unsecured, Redeemable, Non-Convertible, Taxable Bonds of ₹10,00,000/- each, redeemable at 25% of face value on 22-09-2028; 23-03-2029; 24-09-2029; 22-03-2030 with Call Option on 24-03-2026; 24-09-2026; 24-03-2027; 24-09-2027; 24-03-2028; 22-09-2028; 23-03-2029; 24-09-2029.		
2. SECURED BORROWINGS		
i. Twenty second Issue	50,000.00	50,000.00
Less : Bond expense amortisation	30.76	34.89
Add: Interest accrued but not due	1,158.36	1,158.36
Bond - Twenty second Issue (Net)	51,127.60	51,123.47
8 years NEEPCO 7.55% Secured, Redeemable, Non-Convertible, Taxable Bonds of ₹10,00,000/- each, redeemable at 25% of face value on 10-12-2026, 10-06-2027, 10-12-2027 & 10-06-2028 with Call Option on 10-06-2025, 10-12-2025, 10-06-2026, 10-12-2026, 10-06-2027, 10-12-2027. The assets attached to the earth as well as other movable assets of the Kameng Hydro Electric Project, Arunachal Pradesh and the landed property of the Corporation in the District of Mehsana, Gujarat have been identified for creation of charge by way of mortgage through a Trust Deed with the appointed Debenture Trustee: Charge ID No.100394348		
ii. Twenty first Issue	15,000.00	15,000.00
Less : Bond expense amortisation	20.67	24.04
Add: Interest accrued but not due	21.43	21.43
Bond - Twenty first Issue (Net)	15,000.76	14,997.39
8 years NEEPCO 8.69% Secured, Redeemable, Non-Convertible, Taxable Bonds in the nature of debentures of ₹10,00,000/- each, redeemable at 50% of face value on 26-09-2026, 26-09-2027 with Call Option on 26-09-2024, 26-03-2025, 26-09-2025, 26-03-2026,26-09-2026 & 26-03-2027. The assets attached to the earth as well as other movable assets of the Kameng Hydro Electric Project, Arunachal Pradesh and the landed property of the Corporation in the District of Mehsana, Gujarat have been charged by way of mortgage through a Trust Deed with the appointed Debenture Trustee.		
iii. Twentieth issue	30,000.00	30,000.00
Less : Bond expense amortisation	16.78	21.01
Add: Interest accrued but not due	960.41	960.41
Bond - Twentieth Issue (Net)	30,943.63	30,939.40

Particulars	As at 31st March, 2022	As at 31st March, 2021
7 years NEEPCO 9.50% Secured, Redeemable, Non-Convertible, Taxable Bonds of ₹10,00,000/- each, redeemable at 25% of face value on 29-05-2024, 29-11-2024, 29-05-2025 & 29-11-2025 with Call Option on 29-11-2023, 29-05-2024, 29-11-2024, 29-05-2025. (The assets attached to the earth as well as other movable assets of the Kameng Hydro Electric Project, Arunachal Pradesh and the landed property of the Corporation in the District of Mehsana, Gujarat have been charged by way of mortgage through a Trust Deed with the appointed Debenture Trustee).		
iv. Nineteenth issue	30,000.00	30,000.00
Less : Bond expense amortisation	21.09	24.13
Add: Interest accrued but not due	359.59	359.59
Bond - Nineteenth issue (Net)	30,338.50	30,335.46
10 years NEEPCO 8.75% Secured, Redeemable, Non-Convertible, Taxable Bonds of ₹ 10,00,000/- each, redeemable at 25% of face value on 06-09-2026; 06-03-2027;06-09-2027 & 06-03-2028 with call option on 06-03-2023, 10-08-2023, 10-02-2024, 10-08-2024, 10-02-2025, 10-08-2025, 10-02-2026, 10-08-2026, 10-02-2027, 10-08-2027, 10-02-2028. (The assets attached to the earth as well as other movable assets of the Pare Hydro Electric Project, Arunachal Pradesh and the landed property of the Corporation in the District of Mehsana, Gujarat have been charged by way of mortgage through a Trust Deed with the appointed Debenture Trustee).		
v. Eighteenth issue	50,000.00	50,000.00
Less : Bond expense amortisation	20.11	24.63
Add: Interest accrued but not due	1,441.32	1,441.32
Bond -Eighteenth issue (Net)	51,421.21	51,416.69
8 years NEEPCO 7.68% Secured, Redeemable, Non-Convertible, Taxable Bonds of ₹ 10,00,000/- each, redeemable at 50% of face value on 15-05-2025 & 15-11-2025 with call option on 15-11-2022,15-05-2023,15-11-2023, 15-05-2024, 15-11-2024, 15-05-2025. (The assets attached to the earth as well as other movable assets of the Pare Hydro Electric Project, Arunachal Pradesh and the landed property of the Corporation in the District of Mehsana, Gujarat have been charged by way of mortgage through a Trust Deed with the appointed Debenture Trustee).		
vi. Sixteenth Issue	90,000.00	90,000.00
Less : Bond expense amortisation	45.33	50.16
Add: Interest accrued but not due	2,290.09	2,290.09
Bond -Sixteenth (Net)	92,244.76	92,239.93
15 years NEEPCO 8.68% Secured, Redeemable, Non-Convertible, Taxable Bonds of ₹ 10,00,000/- each, redeemable at 20% of face value on 30-09-2026; 30-09-2027; 30-09-2028; 30-09-2029 & 30-09-2030. (The assets attached to the earth as well as other movable assets of the Tuirial Hydro Electric Project in Mizoram, Kopili Hydro Electric Project in Assam and the landed property of the Corporation in the District of Mehsana, Gujarat have been charged by way of mortgage through a Trust Deed with the appointed Debenture Trustee).		

Particulars	As at 31st March, 2022	As at 31st March, 2021
vii. Fifteenth issue	36,000.00	48,000.00
Add: Interest accrued but not due	63.17	84.23
Bond -Fifteenth (Net)	36,063.17	48,084.23
10 years NEEPCO 9.15% Secured, Redeemable, Non-Convertible, Taxable Bonds of ₹ 10,00,000/- each, redeemable at 20% of face value on 25-03-2021; 25-03-2022; 25-03-2023; 25-03-2024 & 25-03-2025. (The assets of the Agartala Gas Turbine Project (original open-cycle plant) in Tripura, assets except the Gas Turbines & Steam Turbines in the Assam Gas Based Project, Assam, assets except Plant & Machinery in the generating station in the Ranganadi Hydro Electric Project, Arunachal Pradesh and the landed property of the Corporation in the District of Mehsana, Gujarat have been charged by way of mortgage through a Trust Deed with the appointed Debenture Trustee).		
viii. Fourteenth issue	150,000.00	200,000.00
Add: Interest accrued but not due	-	-
Bond -Fourteenth (Net)	150,000.00	200,000.00
10 years NEEPCO 9.60% Secured, Redeemable, Non-Convertible, Taxable Bonds of ₹ 10,00,000/- each, redeemable at 20% of face value on 01-10-2020; 01-10-2021; 01-10-2022; 01-10-2023 & 01-10-2024 . (The assets attached to the earth as well as other movable assets of the Kameng Hydro Electric Project, Arunachal Pradesh and the landed property of the Corporation in the District of Mehsana, Gujarat have been charged by way of pari passu mortgage through a Trust Deed with the appointed Debenture Trustee).		
ix. Thirteenth issue	1,450.00	2,900.00
Add: Interest accrued but not due	6.08	18.23
Bond -Thirteenth (Net)	1,456.08	2,918.23
10 years NEEPCO 9.00% Secured, Redeemable, Non-Convertible, Taxable Bonds of ₹ 10,00,000/- each, redeemable at 20% of face value on 15-03-2019; 15-03-2020;15-03-2021, 15-03-2022 & 15-03-2023. (The Steam Turbines of the Assam Gas Based Power Plant, Assam and the landed property of the Corporation in the District of Mehsana, Gujarat have been charged by way of mortgage through a Trust Deed with the appointed Debenture Trustee).		
x. Twelfth issue	2,400.00	4,800.00
Add: Interest accrued but not due	83.33	166.65
Bond -Twelfth (Net)	2,483.33	4,966.65
10 years NEEPCO 9.25% Secured, Redeemable, Non-Convertible, Taxable Bonds of ₹ 10,00,000/- each, redeemable at 20% of face value on 27-06-2018; 27-06-2019;27-06-2020; 27-06-2021 & 27-06-2022. (All the Plant and Machinery in the Generating Station of the Ranganadi Hydro Electric Project, Arunachal Pradesh and the landed property of the Corporation in the District of Mehsana, Gujarat have been charged by way of mortgage through a Trust Deed with the appointed Debenture Trustee).		

Particulars	As at 31st March, 2022	As at 31st March, 2021
xi. Eleventh issue	-	4,000.00
Add: Interest accrued but not due	-	84.95
Bond -Eleventh (Net)	-	4,084.95
10 years NEEPCO 10.20% Secured, Redeemable, Non-Convertible, Taxable Bonds of ₹ 10,00,000 each, redeemable at par on 15-12-2021 with a put & call option on 15-12-2018. (The Gas Turbines of the Assam Gas Based Power Project, Assam and the landed property of the Corporation in the District of Mehsana, Gujarat have been charged by way of pari passu mortgage through a Trust Deed with the appointed Debenture Trustee).		
Sub-total : Privately Placed PSU Bonds (A)	**481,105.48**	**531,106.40**
B. SECURED TERM LOANS		
i. Rupee Loans:		
a. Medium Term Corporate Loan from Canara Bank	37,500.00	50,000.00
Add: Interest accrued but not due	216.01	130.89
Medium Term Corporate Loan from Canara Bank (Net)	37,716.01	50,130.89
Secured by pari passu charge over assets of the Kameng Hydro Electric Power Project (600 MW) situated at Arunachal Pradesh. The loan is repayable in 16 structured quarterly installment after 1 year moratorium from first drawal on 03-02-2020.		
b. Corporate Term Loan from Punjab National Bank	85,000.00	80,000.00
Add: Interest accrued but not due	-	-
Medium Term Corporate Loan from PNB (Net)	85,000.00	80,000.00
Secured by pari passu charge over assets of the Kameng Hydro Electric Power Project (600 MW) situated at Arunachal Pradesh. The loan is repayable in following quarterly instalments after 2 years moratorium from first drawal: 12 equal instalments of ₹25 crore each starting from 30.12.2022, 8 equal instalments of ₹50 crore each starting from 30.12.2025 and 4 equal instalments of ₹137.50 crore each starting from 30.12.2027.		
c. Rupee Term Loan from State Bank of India	35,000.00	-
Add: Interest accrued but not due	-	-
Rupee Term Loan from SBI (Net)	35,000.00	-
Secured by pari passu charge on the assets of the Kameng Hydro Electric Power Project (600 MW) situated at Arunachal Pradesh with other lenders. The loan is repayable in following quarterly instalments after 2 years moratorium from the first date of drawal: ₹ 25.00 Cr each at the end of the 9th to the 20th quarter; ₹ 50.00 Cr each at the end of the 21st to 28th quarter; ₹ 75.00 Cr each at the end of the 29th to 32th quarter.		

Particulars	As at 31st March, 2022	As at 31st March, 2021
Foreign Currency Loan		
External Commercial Borrowing	13,608.89	20,734.21
Add: Interest accrued but not due	11.20	13.55
External Commercial Borrowing (Net)	13,620.09	20,747.76
Secured by Hypothecation of all movable & immovable assets (including plant, machinery) created / to be created in respect of Tripura Gas Based Power Plant, Agartala and Agartala Gas Turbine Projects – Extension, Agartala. [SBI, Singapore has sanctioned 100 million US Dollar ECB loan @ interest rate of 3 months LIBOR plus 3.05% p.a. as margin (margin has been reduced to 2.75% p.a. w.e.f 20th March 2018). The agreement was signed on 9.12.2013. The last drawal was on 4th June 2014 . The ECB loan is repayable in 39 equal quarterly instalments w.e.f. 20.06.2014]		
Sub- Total Secured Loans (B)	**171,336.10**	**150,878.65**
Total : Secured Borrowings (A+B)	**652,441.58**	**681,985.05**
2.UNSECURED BORROWINGS:		
(i) Rupee Loan		
Subordinate Loans from Government of India	29,196.42	29,196.42
Less : Loan expense amortisation	72.32	71.42
Add: Interest accrued but not due	-	-
Subordinate Loans from Government of India (Net)	29,124.10	29,125.00
(Govt of India has sanctioned subordinate loan of ₹ 29196.42 lakhs at the interest trate of 1 % p.a . The loan was sanctioned on various date with last drawal on 6th July 2015 . The loan is repayable in 15 equal annual instalments from the 16th year after commissioning of the Tuirial Hydro Electric Project, Mizoram) i.e from 30th January 2018.		
(ii) Foreign Currency Loan		
Loan from KfW, Germany	43,744.62	50,802.71
Less : Fair Value (80 million & 20 Million)	(141.76)	(117.20)
Add: Interest accrued but not due	284.48	332.70
Loan from KfW, Germany (Net)	44,170.86	51,252.61
(Guaranteed by the Govt. Of India) Loan sanctioned for construction of the Pare Hydro Electric Project (110 MW) at Arunachal Pradesh. (Loan of 80 million and 20 million EURO was sanctioned from KFW, Germany under the Indo-German Bilateral Development Cooperation Programme. The loan agreement 80 million and 20 million EURO was executed on 11th December 2008 & 20th December 2017 at fixed interest rate of 3.46 % p.a. & 0.85% p.a. respectively. The loan is guranteed by Govt of India. The last loan instalment of 80 million EURO was received on 03.03.2016 & 20 million EURO was received on 16.08.2018. The loans are repayble in 30 equal half-yearly instalments w.e.f. 30-12-2013 & 20 equal half-yearly instalments w.e.f. 30-12-2020 respectively.)		
Total Unsecured Borrowing (i + ii)	**73,294.96**	**80,377.61**
Total (1 + 2)	**725,736.54**	**762,362.66**

Particulars	As at 31st March, 2022	As at 31st March, 2021
Less : Current maturities of (Refer Note 20)		
Bonds	65,850.00	69,850.00
Rupee Term Loan MTCL	17,500.00	12,500.00
Foreign Currency Loan - Secured	7,774.78	7,538.64
Foreign Currency Loan - unsecured	6,208.96	6,314.50
Interest accrued but not due	6,926.77	7,062.40
GRANDTOTAL : Non-Current Liabilities	**621,476.03**	**659,097.12**

The maturity profile of borrowings is as follows: *(₹ in lakhs)*

Contractual maturities	As at 31st March, 2022	As at 31st March, 2021
In one year or less or on demand	97,334.16	96,203.14
Between one & two years	96,543.07	97,203.14
Between two & three years	108,208.96	96,471.42
Between three & four years	96,208.96	105,814.50
Between four & five years	89,208.96	86,314.50
More than five years	231,395.82	273,426.63
Total contractual cash flows	718,899.93	755,433.34
Less: Capitalisation of transaction costs	-	-
Total Borrowings	**718,899.93**	**755,433.34**

Note:

a. The company has utilised its borrowed fund for the specific purpose only as per the terms & conditions of loan agreement(s).

b. The quarterly returns or statements of current assets filed by the Company with banks or financial institutions are in agreement with the books of accounts.

Financial Liabilities

Note No. 19 A Non current financial liabilities - Lease liabilities *(₹ in lakhs)*

Particulars	As at 31st March, 2022	As at 31st March, 2021
Lease Liability - Asset under Lease	1011.83	790.45
Less: Current maturities of lease liabilities	573.64	522.66
Total	**438.19**	**267.79**

Note No. 20: Long Term Provisions

(₹ in lakhs)

Particulars	As at 31st March, 2022	As at 31st March, 2021
Medical benefit for retired employees	1,607.45	1,070.55
Other retirement benefits	274.41	279.04
Total	**1,881.86**	**1,349.59**

The provision for employee benefits includes gratuity, Leave Encashment, Post retirement medical benefit, Gold Coin at retirement. The increase/ decrease in the carrying amount of the provision for the current year is mainly on account of net impact of incremental charge for current year and benefits paid in the current year .

1. **Defined Contribution Plan**

The Company participates in a number of defined contribution plans on behalf of relevant personnel. Any expense recognised in relation to these schemes represents the value of contributions payable during the period by them at rates specified by the rules of those plans. The only amounts included in the balance sheet are those relating to the prior months contributions that were not due to be paid until after the end of the reporting period. The major defined contribution plans operated by the Company are as below:

a) **Provident fund**

In accordance with Indian law, eligible employees of the Company are entitled to receive benefits in respect of provident fund, a defined contribution plan, in which both employees and the Company make monthly contributions at a specified percentage of the covered employees' salary.Company pays fixed contribution at predetermined rates to the Provident Fund Trust, which invests the fund in permitted securities as per Government guidelines. The Companies contribution to the fund for the period was ₹ 3414.12 lakhs (previous period ₹ 3351.80 lakhs).The investment has earned sufficient interest to pay the same to the member as per the rate specified by the Government of India.

b) **Superannuation fund**

In terms of the Guidelines of Department of Public Enterprise (DPE), Govt.of India (GOI) issued vide O.M. no.2(70)/08-DPE (WC) / GL-xiv/08 dt.26.11.2008 and OM. No. 2(70)/08-DPE (WC) / GL-vii/09 dt.02.04.2009, the Company has formulated the NEEPCO Employees Defined Contribution Superannuation Benefit Scheme. The Companies contribution to the trust managing this scheme for the year was ₹ 2404.67 lakhs (previous year ₹ 2324.90 lakhs).

2. **Defined benefit plans**

a. **Post –Retirement Medical Benefit scheme**

The Company has a Contributory Scheme for Post –Retirement Medical Facilities for Superannuated Employees. Under the scheme the retired /deceased employee and spouse of retiree/deceased are provided medical facilities on contributory basis which is as follows:

Reimbursement of medical expenses incurred for indoor treatment restricted to the rates of nearest authorized / approved hospital.

For out-patient/ domiciliary treatment taken in empanelled hospitals, reimbursement are allowed for clinical tests, examination, cost of medicines and other OPD expenses at actual subject to a ceiling of maximum of last basic per annum, whichever is less.. The liability for the same is recognized on the basis of actuarial valuation.

b. **Other retirement benefit on Superannuation**

To nurture a good organizational culture and appreciate the sincere services rendered by the employee, the Corporation is providing a Gold Coin to the retiring employee on the date of retirement. The liability for the same is recognized on the basis of actuarial valuation.

3. **Other Employee benefit**

Social Security Scheme

The Company has a Social Security Scheme in lieu of compassionate appointment. The Company makes a matching contribution to the scheme. The objective of the scheme is to provide cash benefits to the dependent beneficiaries in the event of the death of an employee of the Company while in service including permanent total disablement leading to cessation of employment.

Note No. 20 A Disclosures As Per Ind AS19

Actuarial Valuation of Gratuity Liability

Summary of results:

(₹ in lakhs)

	Assets / Liability	31/03/2021	31/03/2022
a	Present value of obligation	19,701.01	19,689.11
b	Fair value of plan assets	18,171.16	18,643.54
c	Net assets / (liability) recognized in balance sheet as provision	-1529.85	-1045.58

Summary of membership data:

	As at	31/03/2021	31/03/2022
a)	Number of employees	2038	1915
b)	Total Monthly Salary (Lakhs)	2102.4	2189.11
c)	Average Past Service (Years)	23.36	23.58
d)	Average Age (Years)	49.9	50.38
e)	Average remaining (Years) working life	10.1	9.62
f)	weighted average duration	9.06	9.43

Economic Assumptions:

As at		31/03/2021	31/03/2022
i)	Discounting Rate	6.75	7.00
ii)	Future salary Increase	6.50	6.50

Demographic Assumption:

As at		31/03/2021	31/03/2022
i)	Retirement Age (Years)	60	60
ii)	Mortality rates inclusive of provision for disability **	100% of IALM (2012 - 14)	100% of IALM (2012 - 14)
iii)	Attrition at Ages	**Withdrawal Rate (%)**	**Withdrawal Rate (%)**
	Up to 30 Years	0.01%	0.01%
	From 31 to 44 years	0.03%	0.03%
	Above 44 years	0.06%	0.06%

Scale of Benefits:

a)	Salary for calculation of gratuity	Last drawn qualifying salary.
b)	Vesting Period	5 years of service.
c)	Benefit on normal retirement	As per the provisions of payment of Gratuity Act 1972 as amended.
d)	Benefit on early retirement / withdrawal / resignation	Same as normal retirement benefit based on service upto the date of exit.
e)	Benefit on death in service	Same as normal retirement benefit based on service upto the date of death & no vesting conditions apply.
f)	Limit	20.00 Lakhs.

Plan Liability:

Date Ending	31/03/2021	31/03/2022
Present value of obligation as at the end of the period	19,701.01	19,689.11

New Delhi North Eastern Electric Power Co.

Service Cost:

		31/03/2021	31/03/2022
a)	Current Service Cost	1,151.79	1,026.63
b)	Past Service Cost including curtailment Gains/Losses	--	--
c)	Gains or Losses on Non routine settlements	--	--
d)	Total Service Cost	1,151.79	1,026.63

Net Interest Cost:

		31/03/2021	31/03/2022
a)	Interest Cost on Defined Benefit Obligation	1,341.50	1,329.82
b)	Interest Income on Plan Assets	1,253.34	1,226.55
c)	Net Interest Cost (Income)	88.16	103.26

Change in Benefit Obligation:

		31/03/2021	31/03/2022
a)	Present value of obligation as at the beginning of the period	19,874.07	19,701.01
b)	Acquisition adjustment	-	-
c)	Interest Cost	1,341.50	1,329.82
d)	Service Cost	1,151.79	1,026.63
e)	Past Service Cost including curtailment Gains/Losses	-	-
f)	Benefits Paid	-2828.7	-2393.79
g)	Total Actuarial (Gain)/Loss on Obligation	162.35	25.44
h)	Present value of obligation as at the End of the period	19,701.01	19,689.11

Bifurcation of Actuarial Gain/Loss on Obligation:

		31/03/2021	31/03/2022
a)	Actuarial (Gain)/Loss on arising from Change in Demographic Assumption	-	-
b)	Actuarial (Gain)/Loss on arising from Change in Financial Assumption	-	-286.06
c)	Actuarial (Gain)/Loss on arising from Experience Adjustment	162.35	311.50

Actuarial Gain/Loss on Plan Asset:

		31/03/2021	31/03/2022
a)	Expected Interest Income	1,253.34	1,226.55
b)	Actual Income on Plan Asset	1,125.79	1,336.31
c)	Actuarial gain /(loss) for the year on Asset	-127.54	109.76

Balance Sheet and related analysis:

		31/03/2021	31/03/2022
a)	Present Value of the obligation at end	19,701.01	19,689.11
b)	Fair value of plan assets	18,171.16	18,643.54
c)	Unfunded Liability/provision in Balance Sheet	-1,529.85	-1,045.58

The amounts recognized in the income statement:

		31/03/2021	31/03/2022
a)	Total Service Cost	1,151.79	1,026.63
b)	Net Interest Cost	88.16	103.26
c)	Expense recognized in the Income Statement	1,239.95	1,129.90

Other Comprehensive Income (OCI):

		31/03/2021	31/03/2022
a)	Net cumulative unrecognized actuarial gain/(loss) opening		
b)	Actuarial gain / (loss) for the year on PBO	-162.35	-25.44
c)	Actuarial gain /(loss) for the year on Asset	-127.54	109.76
d)	Unrecognized actuarial gain/(loss) for the year	-289.90	84.32

Change in plan assets :

		31/03/2021	31/03/2022
a)	Fair value of plan assets at the beginning of the period	18,567.96	18,171.16
b)	Actual return on plan assets	1,125.79	1,336.31
c)	Employer contribution	1,306.11	1,529.85
d)	Benefits paid	-2,828.70	-2,393.79
e)	Fair value of plan assets at the end of the period	18,171.16	18,643.54

Major categories of plan assets (as percentage of total plan assets):

		31/03/2021	31/03/2022
a)	Government of India Securities	--	--
b)	State Government securities	--	--
c)	High Quality Corporate Bonds	--	--
d)	Equity Shares of listed companies	--	--
e)	Property	--	--
f)	Funds Managed by Insurer	100%	100%
g)	Bank Balance	--	--
	Total	**100%**	**100%**

Change in Net Defined Benefit Obligation:

		31/03/2021	31/03/2022
a)	Net defined benefit liability at the start of the period	1,306.11	1,529.85
b)	Acquisition adjustment	--	--
c)	Total Service Cost	1,151.79	1,026.63
d)	Net Interest cost (Income)	88.16	103.26
e)	Re-measurements	289.90	-84.32
f)	Contribution paid to the Fund	-1,306.11	-1,529.85
g)	Benefit paid directly by the enterprise		
h)	Net defined benefit liability at the end of the period	1,529.85	1,045.58

Bifurcation of PBO at the end of year in current and non current:

		31/03/2021	31/03/2022
a)	Current liability (Amount due within one year)	2,141.10	2,354.51
b)	Non-Current liability (Amount due over one year)	17,559.91	17,334.60
	Total PBO at the end of year	**19,701.01**	**19,689.11**

Expected contribution for the next Annual reporting period:

		31/03/2021	31/03/2022
a)	Service Cost	760.19	800.38
b)	Net Interest Cost	103.27	73.19
c)	Expected Expense for the next annual reporting period	863.46	873.57

Sensitivity Analysis of the defined benefit obligation:

a) Impact of the change in discount rate		
	Present Value of Obligation at the end of the period	19,689.11
a)	Impact due to increase of 0.50%	-549.50
b)	Impact due to decrease of 0.50 %	580.08
b) Impact of the change in salary increase		
	Present Value of Obligation at the end of the period	19,689.11
a)	Impact due to increase of 0.50%	148.26
b)	Impact due to decrease of 0.50 %	-151.28

Maturity Profile of Defined Benefit Obligation:		
	Year	Amount
a)	0 to 1 Year	
b)	1 to 2 Year	
c)	2 to 3 Year	
d)	3 to 4 Year	
e)	4 to 5 Year	
f)	5 to 6 Year	
g)	6 Year onwards	

Actuarial Valuation of Leave Encashment

Summary of results:

	Assets / Liability	**31/03/2021**	**31/03/2022**
a	Present value of obligation	14,761.46	13,855.16
b	Fair value of plan assets	--	--
c	Net assets / (liability) recognized in balance sheet as provision	-14,761.46	-13,855.16

Summary of membership data:

	As at	**31/03/2021**	**31/03/2022**
a)	Number of employees	2038	1915
b)	Total Monthly Salary for (Lakhs) leave encashment	2102.40	2189.11
c)	Total Monthly Salary for (Lakhs) leave availment	4204.80	4378.22
d)	Average Past Service (Years)	23.36	23.58
e)	Average Age (Years)	49.90	50.38
f)	Average remaining (Years) working life	10.10	9.62
g)	Leave balance considered on valuation date	389,098	343,062
h)	Weighted average duration of PBO	9.06	9.43

Economic Assumptions:

As at		**31/03/2021**	**31/03/2022**
i)	Discounting Rate	6.75	7.00
ii)	Future salary Increase	6.50	6.50

Demographic Assumption:

i)	Retirement Age (Years)	60	60
ii)	Mortality rates inclusive of provision for disability **	100 % of IALM (2012 - 14)	100 % of IALM (2012 - 14)
iii)	Ages	**Withdrawal Rate (%)**	**Withdrawal Rate (%)**
	Up to 30 Years	0.01%	0.01%
	From 31 to 44 years	0.03%	0.03%
	Above 44 years	0.06%	0.06%
	iv) Leave		
	Leave Availment Rate	Nil	Nil
	Leave Lapse rate while in service	Nil	Nil
	Leave Lapse rate on exit	Nil	Nil
	Leave encashment Rate while in service	Nil	15.00%

Scale of Benefits:

a)	Salary for calculation of Earned Leave	Last drawn qualifying salary.
b)	Vesting Period	Nil.
c)	Benefits	
1	Yearly accrual	30 days
2	Maximum accumulation	As per Company Policy
3	Total Leave Days	343,062
4	Availment in service (Compensated absence)	Yes
5	Leave encashment in service	Yes
6	Leave encashment on exit	Yes
7	Month to be treated as	30 days
d)	Benefit on normal retirement	Actual Accumulation
e)	Benefit on early retirement/ withdrawal/ resignation/death	Same as normal retirement benefit.

Plan Liability:

Date Ending	31/03/2021	31/03/2022
Present value of obligation as at the end of the period	14,761.46	13,855.16

Service Cost:

		31/03/2021	31/03/2022
a)	Current Service Cost	1,690.16	1,627.28
b)	Past Service Cost including curtailment Gains/Losses	--	--
c)	Gains or Losses on Non routine settlements	--	--
d)	Total Service Cost	1,690.16	1,627.28

Net Interest Cost:

		31/03/2021	31/03/2022
a)	Interest Cost on Defined Benefit Obligation	894.49	996.40
b)	Interest Income on Plan Assets	--	--
c)	Net Interest Cost (Income)	894.49	996.40

Table showing Change in Benefit Obligation:

		31/03/2021	31/03/2022
a)	Present value of obligation as at the beginning of the period	13,251.63	14,761.46
b)	Acquisition adjustment	--	--
c)	Interest Cost	894.49	996.40
d)	Service Cost	1,690.16	1,627.28
e)	Past Service Cost including curtailment Gains/Losses	--	--
f)	Benefits Paid	-1,093.84	-4,221.41
g)	Total Actuarial (Gain)/Loss on Obligation	19.03	691.43
h)	Present value of obligation as at the end of the period	14,761.46	13,855.16

Actuarial Gain/Loss on Obligation:

		31/03/2021	31/03/2022
a)	Actuarial (Gain)/Loss on arising from Change in Demographic Assumption	--	--
b)	Actuarial (Gain)/Loss on arising from Change in Financial Assumption	--	-237.92
c)	Actuarial (Gain)/Loss on arising from Experience Adjustment	-180.97	929.35

Actuarial Gain/Loss on Plan Asset:

		31/03/2021	31/03/2022
a)	Expected Interest Income	--	--
b)	Actual Income on Plan Asset	--	--
c)	Actuarial gain /(loss) for the year on Asset	--	--

Balance Sheet and related analysis:

		31/03/2021	31/03/2022
a)	Present Value of the obligation at end	14,761.46	13,855.16
b)	Fair value of plan assets	--	--
c)	Unfunded Liability/provision in Balance Sheet	-14,761.46	-13,855.16

The amounts recognized in the income statement:

		31/03/2021	31/03/2022
a)	Total Service Cost	1,690.16	1,627.28
b)	Net Interest Cost	894.48	996.40
c)	Net actuarial (gain) / loss recognized in the period	19.03	691.43
d)	Expense recognized in the Income Statement	2,603.67	3,315.11

Change in Net Defined Benefit Obligation:

		31/03/2021	31/03/2022
a)	Net defined benefit liability at the start of the period	13,251.63	14,761.46
b)	Acquisition adjustment	--	--
c)	Total Service Cost	1,690.16	1,627.28
d)	Net Interest cost (Income)	894.48	996.40
e)	Re-measurements	19.03	691.43
f)	Contribution paid to the Fund	--	--
g)	Benefit paid directly by the enterprise	-1,093.84	-4,221.41
h)	Net defined benefit liability at the end of the period	14,761.46	13,855.16

Bifurcation of PBO at the end of year in current and non current:

		31/03/2021	31/03/2022
a)	Current liability (Amount due within one year)	1,129.89	1,670.58
b)	Non-Current liability (Amount due over one year)	13,631.57	12,184.58
	Total PBO at the end of year	**14,761.46**	**13,855.16**

Expected contribution for the next Annual reporting period:

		31/03/2021	31/03/2022
a)	Service Cost	734.48	653.79
b)	Net Interest Cost	996.40	969.86
c)	Expected Expense for the next annual reporting period	1,730.88	1,623.65

Sensitivity Analysis of the defined benefit obligation:

a) Impact of the change in discount rate		
	Present Value of Obligation at the end of the period	13,855.16
a)	Impact due to increase of 0.50 %	-454.83
b)	Impact due to decrease of 0.50 %	482.69
b) Impact of the change in salary increase		
	Present Value of Obligation at the end of the period	13,855.16
a)	Impact due to increase of 0.50 %	482.69
b)	Impact due to decrease of 0.50 %	-457.26

Actuarial Valuation of Post Retirement Medical Benefit Liability

Summary of results:

	Assets / Liability	31/03/2021	31/03/2022
a	Present value of obligation	8,536.57	10,684.66
b	Fair value of plan assets	7,024.04	8,383.31
c	Net assets / (liability) recognized in balance sheet as provision	-1,512.53	-2,301.35

Summary of membership data:

	As at	31/03/2021	31/03/2022
In Service Emp			
a)	Number of employees	2038	1915
c)	Average Past Service (Years)	23.38	23.58
d)	Average Age (Years)	49.90	50.38
e)	Average remaining (Years) working life	10.10	9.62
f)	Weighted average remaining working life.	9.06	9.43
Retired Emp			
a)	Number of Retired Employee	1539	1644
b)	Average Age (Years)	65.92	66.57
	The weighted average duration for Retiree	15.31	14.98
	Yearly Cost per Reitee		
	(a) Out Patient treatment cost	26,000/-	28,600/-
	(b) In-patient treatment cost		

Economic Assumptions:

		31/03/2021	31/03/2022
a)	Discounting Rate	6.75	7.00
b)	Future Medical Cost Increase		
	a) Outdoor Treatment	2.00	3.00
	b) Indoor Treatment		

Demographic Assumption:

i)	Retirement Age (Years)	60	60
ii)	Mortality rates inclusive of provision for disability **	100% of IALM (2012 - 14)	100% of IALM (2012 - 14)
iii)	Ages	**Withdrawal Rate (%)**	**Withdrawal Rate (%)**
	Up to 30 Years	0.10	0.10
	From 31 to 44 years	0.30	0.30
	Above 44 years	0.60	0.60

Mortality & Morbidity rates:

a) While in service - 100% of IALM (2012-14) rates have been assumed which also includes the allowance for disability benefits

Age	Mortality Rate	Age	Mortality Rate
15	0.000698	40	0.00168
20	0.000924	45	0.002579
25	0.000931	50	0.004436
30	0.000977	55	0.007513
35	0.001202	60	0.011162

b) After Retirement - 100% of (1996-98) rates have been assumed

Age	Rate	Age	Rate
50	0.004243	80	0.070802
60	0.010907	85	0.106891
65	0.01389	90	0.151539
70	0.024301	100	0.266511
75	0.043272		

Plan Liability:

Date Ending	31/03/2021	31/03/2022
Present value of obligation as at the end of the period	8,536.57	10,684.66

Service Cost:

		31/03/2021	31/03/2022
a)	Current Service Cost	581.54	532.17
b)	Past Service Cost including curtailment Gains/Losses	--	--
c)	Gains or Losses on Non routine settlements	--	--
d)	Total Service Cost	581.54	532.17

Net Interest Cost:

		31/03/2021	31/03/2022
a)	Interest Cost on Defined Benefit Obligation	474.25	576.22
b)	Interest Income on Plan Assets	335.93	474.12
c)	Net Interest Cost (Income)	138.32	102.10

Change in Present Benefit Obligation:

		31/03/2021	31/03/2022
a)	Present value of obligation as at the beginning of the period	7,025.95	8,536.57
b)	Interest Cost	474.25	576.22
c)	Service Cost	581.54	532.17
d)	Benefits Paid	-415.53	-613.19
e)	Total Actuarial (Gain)/Loss on Obligation	870.36	1,652.89
f)	Present value of obligation as at the end of the period	8,536.57	10,684.66

Actuarial (Gain)/Loss on Obligation:

		31/03/2021	31/03/2022
a)	Actuarial (Gain)/Loss on arising from Change in Demographic Assumption	--	--
b)	Actuarial (Gain)/Loss on arising from Change in Financial Assumption	1,207.75	632.56
c)	Actuarial (Gain)/Loss on arising from Experience Adjustment	-337.39	1,020.33

Actuarial (Gain)/Loss on Plan Asset:

		31/03/2021	31/03/2022
a)	Expected Interest Income	335.93	474.12
b)	Actual Income on Plan Asset	237.88	459.92
c)	Actuarial gain /(loss) for the year on Asset	-98.04	-14.20

Balance Sheet and related analysis:

		31/03/2021	31/03/2022
a)	Present Value of the obligation at end	8,536.57	10,684.66
b)	Fair value of plan assets	7,024.04	8,383.31
c)	Unfunded Liability/provision in Balance Sheet	-1,512.53	-2,301.35
d)	Unfunded liability recognized in Balance Sheet	-1,512.53	-2,301.35

The amounts recognized in the income statement:

		31/03/2021	31/03/2022
a)	Service Cost	581.54	532.17
b)	Net Interest Cost	138.32	102.09
c)	Expense recognized in the Income Statement	719.87	634.26

Other Comprehensive Income (OCI):

		31/03/2021	31/03/2022
a)	Net cumulative unrecognized actuarial gain/(loss) opening		
b)	Actuarial gain / (loss) for the year on PBO	-870.36	-1,652.89
c)	Actuarial gain /(loss) for the year on Asset	-98.04	-14.20
d)	Unrecognized actuarial gain/(loss) at the end of the year	-968.40	-1,667.09

Change in plan assets:

		31/03/2021	31/03/2022
a)	Fair value of plan assets at the beginning of the period	--	7024.04
b)	Actual return on plan assets	237.88	459.92
c)	Employer contribution	7,025.95	1,512.53
d)	Benefits paid	-239.80	-613.18
e)	Fair value of plan assets at the end of the period	7,024.04	8,383.31

Major categories of plan assets (as percentage of total plan assets):

		31/03/2021	31/03/2022
a)	Government of India Securities	--	--
b)	State Government securities	--	--
c)	High Quality Corporate Bonds	--	--
d)	Equity Shares of listed companies	--	--
e)	Property	--	--
f)	Funds Managed by Insurer	100%	100%
g)	Bank Balance	--	--
	Total	**100%**	**100%**

Change in Net Defined Benefit Obligation:

		31/03/2021	31/03/2022
a)	Net defined benefit liability at the start of the period	7,025.95	1,512.53
b)	Service Cost	581.54	532.17
c)	Net Interest cost (Income)	138.32	102.09
d)	Re-measurements	968.40	1,667.09
e)	Contribution paid to the Fund	-7,025.95	-1,512.53
f)	Benefit paid directly by the enterprise	-175.73	--
g)	Net defined benefit liability at the end of the period	1,512.53	2,301.35

Bifurcation of PBO at the end of year in current and non current:

		31/03/2021	31/03/2022
a)	Current liability (Amount due within one year)	441.98	693.90
b)	Non-Current liability (Amount due over one year)	8,094.59	9,990.76
	Total PBO at the end of year	**8,536.57**	**10,684.66**

Expected contribution for the next Annual reporting period:

		31/03/2021	31/03/2022
a)	Service Cost	631.42	682.41
b)	Net Interest Cost	102.10	161.09
c)	Expected Expense for the next annual reporting period	733.52	843.51

Sensitivity Analysis of the defined benefit obligation:

a) Impact of the change in discount rate		
	Present Value of Obligation at the end of the period	10,684.66
a)	Impact due to increase of 0.50 %	-451.60
b)	Impact due to decrease of 0.50 %	488.64

b) Impact of Medical Cost Rate		
	Present Value of Obligation at the end of the period	10,684.66
a)	Impact due to increase of 0.50 %	495.78
b)	Impact due to decrease of 0.50 %	-467.48

AWARD OF GOLD COIN ON RETIREMENT

Summary of results:

	Assets / Liability	**31/03/2022**
a	Present value of obligation	286.77
b	Fair value of plan assets	--
c	Net assets / (liability) recognized in balance sheet as provision	-286.77

Summary of membership data:

	As at	**31/03/2022**
a)	Number of employees	1915
b)	Total Monthly Salary (Lakhs)	N/A
c)	Average Past Service (Years)	23.58
d)	Average Age (Years)	50.38
e)	Average remaining working life (Years)	9.43

Economic Assumptions:

		31/03/2022
i)	Discounting Rate	7.00%
ii)	Gold Coin Escalation rate	6.50%

Demographic Assumption:

i)	Retirement Age (Years)	60
ii)	Mortality Table	IALM(2012-14)
iii)	Ages	**Withdrawal Rate (%)**
	Up to 30 Years	0.01%
	From 31 to 44 years	0.03%
	Above 44 years	0.06%

Actuarial Value:

Present value of obligation as at the end of period (31/03/2021)	286.77

Bifurcation of PBO at the end of year as per schedule III to the companies Act, 2013:

		31/03/2022
a)	Current liability (Amount due within one year)	12.36
b)	Non-Current liability (Amount due over one year)	274.41
c)	**Total PBO at the end of year**	**286.77**

Financial Liabilities
Note No. 21: Current Borrowings

(₹ in lakhs)

Particulars	As at 31st March, 2022	As at 31st March, 2021
Current borrowings		
Loan repayable on demand		
From Banks - secured	7,500.00	19,197.75
From Bank - Unsecured	16,812.43	17,600.00
Total (A)	24,312.43	36,797.75
Current maturities of non-current borrowings		
Bonds - secured	65,850.00	69,850.00
Foreign currency loans - secured	7,774.78	7,538.64
Foreign currency loans - unsecured	6,208.96	6,314.50
Bank loans - secured	17,500.00	12,500.00
Total (B)	**97,333.74**	**96,203.14**
G. Total (A + B)	**121,646.17**	**133,000.89**

Notes to Current Financial borrowings - Borrowings

(₹ in lakhs)

Particulars	As at 31st March, 2022	As at 31st March, 2021
I. Current borrowings:		
Working capital Facilties		
(i) State Bank of India, Shillong		
(a) State Bank of India (SBI), Shillong, Cash Credit	-	6,174.67
Secured against hypothecation of book debts and all other inventories of the company both present and future to the extent of drawal. The Working Capital Demand Loan (WCDL) sanctioned by SBI, Shillong on 25.05.2021 at the rate of 1 year MCLR plus NIL margin. The last 1 year MCLR plus NIL margin i.e. on 31.03.2022 is at the rate of 7.00% p.a. The tenor of the loan is upto 24.05.2022		
Add: Interest accrued but not due	-	-
(b) Working Capital Demand Loan (Net)	-	6,174.67
Secured against hypothecation of book debts and all other inventories of the company both present and future to the extent of drawal. The Working Capital Demand Loan (WCDL) sanctioned by SBI, Shillong on 25.05.2021 at the rate of T-Bill linked interest rate with monthly rest. The last T-Bill linked interest rate i.e. on 31.03.2022 is at the rate of 5.25% p.a. The tenor of the loan is upto 24.05.2022	7,500.00	13,000.00
Add: Interest accrued but not due	-	23.08
Working capital demand loan (Net)	7,500.00	13,023.08
(ii) Axis Bank, Shillong		
The Unsecured Working Capital Demand Loan (WCDL) sanctioned by Axis Bank, Shillong on 20.03.2021 at the rate of 3M T- Bill+ Spread on the date disbursement. The last 3M T- Bill+ Spread on 31.03.2022 is 5.25% p.a. The tenor of the loan is upto 17th March'2023.	7,600.00	9,100.00

STANDALONE FINANCIAL STATEMENTS

Particulars	As at 31st March, 2022	As at 31st March, 2021
(Iii) ICICI Bank, Shillong The Unsecured Working Capital Facilties in form of Short Term Loan (STL) sanctioned by ICICI Bank, Shillong on 24.08.2021 at the rate of external benchmark link rate.The last external benchmark link rate as on 31.03.2022 is 5.25% p.a.The tenor of the loan is upto 23rd August 2022.	3,000.00	8,500.00
(iv) Canara Bank Secured by pari passu charge over assets of the Kameng Hydro Electric Power Project (600 MW) situated at Arunachal Pradesh. Charge ID 100264381. The amount is repayable on 09-11-2020, 30-11-2020 and 23-12-2020 in equal installments, i.e ₹10000 lakhs each.		
(v) Yes Bank	6,200.00	-
Add: Interest accrued but not due	12.43	-
Short Term Loan (Net)	6,212.43	-
Unsecured Working Capital Demand Loan (WCDL) sanctioned by YES Bank, Shillong on 12.08.2021. The WCDL sanctioned by the Yes Bank is at the rate of O/N MIBOR plus 197 bps. The last O/N MIBOR plus 197 bps as on 31.03.2022 is 5.25% p.a. The tenor of the facilities is valid till 21st April' 2022.		
Total	**24,312.43**	**36,797.75**

II. Current maturities of non-current borrowings *(₹ in lakhs)*

Particulars	As at 31st March, 2022	As at 31st March, 2021
I. SECURED BORROWINGS **A. PRIVATELY PLACED PSU BONDS** **a. Twentieth issue** 7 years NEEPCO 9.50% Secured, Redeemable, Non-Convertible, Taxable Bonds of ₹10,00,000/- each, redeemable at 25% of face value on 29-05-2024, 29-11-2024, 29-05-2025 & 29-11-2025 with Call Option on 29-11-2023, 29-05-2024, 29-11-2024, 29-05-2025. (The assets attached to the earth as well as other movable assets of the Kameng Hydro Electric Project, Arunachal Pradesh and the landed property of the Corporation in the District of Mehsana, Gujarat have been charged by way of mortgage through a Trust Deed with the appointed Debenture Trustee).	-	-
b. Fifteenth issue 10 years NEEPCO 9.15% Secured, Redeemable, Non-Convertible, Taxable Bonds of ₹ 10,00,000/- each, redeemable at 20% of face value on 25-03-2021; 25-03-2022; 25-03-2023; 25-03-2024 & 25-03-2025. (The assets of the Agartala Gas Turbine Project (original open-cycle plant) in Tripura, assets except the Gas Turbines & Steam Turbines in the Assam Gas Based Project, Assam, assets except Plant & Machinery in the generating station in the Ranganadi Hydro Electric Project, Arunachal Pradesh and the landed property of the Corporation in the District of Mehsana, Gujarat have been charged by way of mortgage through a Trust Deed with the appointed Debenture Trustee).	12,000.00	12,000.00

Particulars	As at 31st March, 2022	As at 31st March, 2021
c. Fourteenth issue 10 years NEEPCO 9.60% Secured, Redeemable, Non-Convertible, Taxable Bonds of ₹ 10,00,000/- each, redeemable at 20% of face value on 01-10-2020; 01-10-2021; 01-10-2022; 01-10-2023 & 01-10-2024. (The assets attached to the earth as well as other movable assets of the Kameng Hydro Electric Project, Arunachal Pradesh and the landed property of the Corporation in the District of Mehsana, Gujarat have been charged by way of pari passu mortgage through a Trust Deed with the appointed Debenture Trustee).	50,000.00	50,000.00
d. Thirteenth issue 10 years NEEPCO 9.00% Secured, Redeemable, Non-Convertible, Taxable Bonds of ₹ 10,00,000/- each, redeemable at 20% of face value on 15-03-2019; 15-03-2020;15-03-2021, 15-03-2022 & 15-03-2023. (The Steam Turbines of the Assam Gas Based Power Plant, Assam and the landed property of the Corporation in the District of Mehsana, Gujarat have been charged by way of mortgage through a Trust Deed with the appointed Debenture Trustee).	1,450.00	1,450.00
e. Twelfth issue 10 years NEEPCO 9.25% Secured, Redeemable, Non-Convertible, Taxable Bonds of ₹ 10,00,000/- each, redeemable at 20% of face value on 27-06-2018; 27-06-2019;27-06-2020; 27-06-2021 & 27-06-2022. (All the Plant and Machinery in the Generating Station of the Ranganadi Hydro Electric Project, Arunachal Pradesh and the landed property of the Corporation in the District of Mehsana, Gujarat have been charged by way of mortgage through a Trust Deed with the appointed Debenture Trustee).	2,400.00	2,400.00
f. Eleventh issue 10 years NEEPCO 10.20% Secured, Redeemable, Non-Convertible, Taxable Bonds of ₹ 10,00,000/- each, redeemable at par on 15-12-2021 with a put & call option on 15-12-2018. (The Gas Turbines of the Assam Gas Based Power Project, Assam and the landed property of the Corporation in the District of Mehsana, Gujarat have been charged by way of pari passu mortgage through a Trust Deed with the appointed Debenture Trustee).	-	4,000.00
B. SECURED TERM LOANS **i. Rupee Loans:** **a. Medium Term Coporate Loan from Canara Bank** Secured by pari passu charge over assets of the Kameng Hydro Electric Power Project (600 MW) situated at Arunachal Pradesh. The loan is repayable in 16 structured quarterly instalment after 1 year moratorium from first drawal on 03-02-2020.	12,500.00	12,500.00
b. Corporate Term Loan from Punjab National Bank **Medium Term Coporate Loan from PNB (Net)** Secured by pari passu charge over assets of the Kameng Hydro Electric Power Project (600 MW) situated at Arunachal Pradesh. The loan is repayable in following quarterly instalments after 2 years moratorium from first drawal: 12 equal instalments of ₹25 crore each starting from 30.12.2022, 8 equal instalments of ₹50 crore each starting from 30.12.2025 and 4 equal instalments of ₹137.50 crore each starting from 30.12.2027.	5,000.00	-

Particulars	As at 31st March, 2022	As at 31st March, 2021
External Commercial Borrowing [Secured by Hypothecation of all movable & immovable assets (including plant, machinery) created / to be created in respect of Tripura Gas Based Power Plant, Agartala and Agartala Gas Turbine Projects –Extension, Agartala. [SBI,Singapore has sanctioned 100 million US Dollar ECB loan @ interest rate of 3 months LIBOR plus 3.05% p.a. as margin (margin has been reduced to 2.75% p.a. w.e.f 20th March 2018). The agreement was signed on 9.12.2013. The last drawal was on 4th June 2014 . The ECB loan is repayable in 39 equal quarterly instalments w.e.f. 20.06.2014]	7,774.78	7,538.64
Sub-Total	**91,124.78**	**89,888.64**
II. Unsecured Borrowings **Foreign Currency Loan** **Loan from Kfw, Germany** **(Guaranteed by the Government of India)** (Loan of 80 million and 20 million EURO was sanctioned from KFW, Germany under the Indo-German Bilateral Development Cooperation Programme. The loan agreement 80 million and 20 million EURO was executed on 11th December 2008 & 20th December 2017 at fixed interest rate of 3.46 % p.a. & 0.85% p.a. respectively. The loan is guranteed by Govt of India. The last loan instalment of 80 million EURO was received on 03.03.2016 & 20 million EURO was received on 16.08.2018. The loans are repayable in 30 equal half-yearly instalments w.e.f. 30-12-2013 & 20 equal half-yearly instalments w.e.f. 30-12-2020 respectively.)	6,208.96	6,314.50
Sub-Total	**6,208.96**	**6,314.50**
Sub total of borrowings	**97,333.74**	**96,203.14**
III. Interest accrued but not due on:		
Bonds	6,415.08	6,585.26
Loans from Kfw	284.48	332.70
External Commercial Borrowing	11.20	13.55
Medium Term Loan	216.01	130.89
Subordinate Loan	-	-
TCS accrued but not due on sale of goods		-
Sub-total	**6,926.77**	**7,062.40**

Note No. 21 A: Current Lease Liabilities

(₹ in lakhs)

Particulars	As at 31st March, 2022	As at 31st March, 2021
Lease liabilities	573.64	522.66
Total	**573.64**	**522.66**

Note No. 22: Trade Payables

(₹ in lakhs)

Particulars	As at 31st March, 2022	As at 31st March, 2021
Total outstanding dues of micro enterprises and small entreprises	496.79	434.36
Total outstanding dues of creditors other than micro entreprises and small enterprises	21,660.19	8,148.95
Total	**22,156.98**	**8,583.31**

The trade payable includes payment for fuel cost for the month March 2022 and provisions made on contractors / suppliers for March 2022.

(₹ in lakhs)

Particulars	As at 31st March, 2022	As at 31st March, 2021
Creditors for supplies and services	22156.98	8,583.31

The amount due to Micro and Small Enterprises as defined in the "The Micro, Small and Medium Enterprises Development Act, 2006" has been determined to the extent such parties have been identified on the basis of information available with the Company. The disclosures relating to Micro and Small Enterprises are as under:

(₹ in lakhs)

Description	As at 31st March, 2022	As at 31st March, 2021
i. The principal amount remaining unpaid to supplier as at the end of the year.	496.79	434.36
ii. The interest due thereon remaining unpaid to supplier as at the end of the year.	NIL	NIL
iii. The amount of interest paid by the buyer in terms of Section 16 of the MSMED Act, 2006 alongwith the amount of payment made to the supplier beyond the appointed date.	NIL	NIL
iv. The amount of interest due and payable for the period of delay in making payment (which have been paid but beyond the appointed day during the period) but without adding the interest specified under this Act.	NIL	NIL
v. Amount of interest accrued and remaining unpaid.	NIL	NIL
vi. Amount of further interest remaining due and payable even in the succeeding years, until such date when the interest dues as above are actually paid to the small enterprises, for the purpose of disallowances as a deductible expenditure under Section 23 of MSMED Act.	NIL	NIL

The amount payable to MSME as on 31st March 2022 is not outstanding for more than 45 days from receipt of claims from the vendors & accordingly no interest is due on the said outstanding amount.

Trade Payables ageing:

Particulars	As at 31st March 2022						
	Unbilled Dues	Not Due	Outstanding for following periods from due date of payment				Total
			Less than 1 year	1-2 Years	2-3 Years	More than 3 years	
A	B	C	D	E	F	G	H= B TO G
(i) MSME	493.41	3.38	-	-	-	-	**496.79**
(ii) Others	2,468.63	17,655.88	844.80	233.29	456.77	0.82	**21,660.19**
(iii) Disputed dues – MSME	-	-	-	-	-	-	**-**
(iv) Disputed dues – Others	-	-	-	-	-	-	**-**
Total	**2,962.04**	**17,659.26**	**844.80**	**233.29**	**456.77**	**0.82**	**22,156.98**

Particulars	As at 31st March 2021						
	Unbilled Dues	Not Due	Outstanding for following periods from due date of payment				Total
			Less than 1 year	1-2 Years	2-3 Years	More than 3 years	
A	B	C	D	E	F	G	H= B TO G
(i) MSME	300.69	133.67	-	-	-	-	**434.36**
(ii) Others	2,068.86	3,122.34	2,568.51	301.60	82.70	4.94	**8,148.95**
(iii) Disputed dues – MSME	-	-	-	-	-	-	-
(iv) Disputed dues – Others	-	-	-	-	-	-	-
Total	**2,369.55**	**3,256.01**	**2,568.51**	**301.60**	**82.70**	**4.94**	**8,583.31**

Current Liabilities

Note No. 23: Other Financial Liablities

(₹ in lakhs)

Particulars	As at 31st March, 2022	As at 31st March, 2021
I. Interest accrued but not due on:		
Bonds	6,415.08	6,585.26
Loans from Kfw	284.48	332.70
External Commercial Borrowing	11.20	13.55
Medium Term Loan	216.01	130.89
Subordinate Loan	-	-
TCS accrued but not due on sale of goods		
Sub-total	**6,926.77**	**7,062.40**
II. Other liabilities		
Payable for Capital Expenditure		
- micro and small enterprises	558.13	28.22
- other than micro and small enterprises	7410.24	11,864.91
Payables for employees Benefits	2204.21	991.56
Other Provisions	0.91	2.74
Sub-Total	**10,173.49**	**12,887.43**
Total	**17,100.26**	**19,949.83**

Creditor for Capital expenditure represents amount payable to contractor in respect of work done & measured at the reporting date. Capital expenditure (other than MSME) includes an amount of ₹ 1281.75 lakhs payable for works relating to Deen Dayal Upadhaya Gram Jyoti Yogana.

The amount due to Micro and Small Enterprises as defined in the "The Micro, Small and Medium Enterprises Development Act, 2006" has been determined to the extent such parties have been identified on the basis of information available with the Company. The disclosures relating to Micro and Small Enterprises are as under:

	Particulars	As at 31st March, 2022	As at 31st March, 2021
i.	The principal amount remaining unpaid to supplier as at the end of the year	558.13	28.22
ii.	The interest due thereon remaining unpaid to supplier as at the end of the year	-	-
iii.	The amount of interest paid by the buyer in terms of Section 16 of the MSMED Act, 2006 along with the amount of payment made to the supplier beyond the appointed date.	-	-

Particulars	As at 31st March, 2022	As at 31st March, 2021
iv. The amount of interest due and payable for the period of delay in making payment (which have been paid but beyond the appointed day during the period) but without adding the interest specified under this Act	-	-
v. Amount of interest accrued and remaining unpaid.	-	-
vi. Amount of further interest remaining due and payable even in the succeeding years, until such date when the interest dues as above are actually paid to the small enterprises, for the purpose of disallowances as a deductible expenditure under Section 23 of MSMED Act.	-	-

The amount payable to MSME as on 31st March 2022 is not outstanding for more than 45 days from receipt of claims from the vendors & accordingly no interest is due on the said outstanding amount.

Note No. 24: Other Current Liabilities

(₹ in lakhs)

Particulars	As at 31st March, 2022	As at 31st March, 2021
Retention money from Contractors & Others	13304.05	10028.92
Other Statutory Dues ::		
Direct & Indirect Taxes Payables	977.7	780.57
Other Statutory Dues (CPF,LIP NESSS etc)	1297.84	1,296.53
Advance from Beneficiaries	1342.73	2,275.00
Advance from REC for Deen Dayal Upadhaya Gram Jyoti Yogana & Pradhan Mantri Sahaj Bijli Har Ghar Yojana	214.55	204.27
Total	**17136.87**	**14585.29**

(i) Retention money received from Contractors & others relates to security deposit, earnest money deducted from works/ supply bill which will be settled on completion of work after defect liability period as stipulated by the terms of contract/ supply order.

(ii) Direct & Indirect taxes includes TDS on provision as on 31st March 2022 & indirect tax like GST deducted from works/ supply bill of March 2022 not due and not deposited upto the reporting date.

(iii) Other Statutory Dues Payable includes Corporation contribution to Provident fund, LIC premium deducted, Pension contribution, employees contribution to Provident fund and other deduction made during March not due & not deposited upto the reporting date.

Note No. 25: Short Term Provisions

(₹ in lakhs)

Particulars	As at 31st March, 2022	As at 31st March, 2021
Employee benefits		
Gratuity	1,045.58	1,529.85
Medical benefit for retired employees	693.90	441.98
Leave encashment	13,855.16	14,761.47
Other retirement benefits	12.36	9.14
Total	**15,607.00**	**16,742.44**

The provision for employee benefits includes gratuity, Leave Encashment, Post retirement medical benefit, Gold Coin at retirement. The increase/ decrease in the carrying amount of the provision for the current year is mainly on account of net impact of incremental charge for current year and benefits paid in the current year.

1. Defined Contribution Plan

The Company participates in a number of defined contribution plans on behalf of relevant personnel. Any expense recognised in relation to these schemes represents the value of contributions payable during the period by them at rates specified by the rules of those plans. The only amounts included in the balance sheet are those relating to the prior months contributions that were not due to be paid until after the end of the reporting period. The major defined contribution plans operated by the Company are as below:

a) Provident fund

In accordance with Indian law, eligible employees of the Company are entitled to receive benefits in respect of provident fund, a defined contribution plan, in which both employees and the Company make monthly contributions at a specified percentage of the covered employees' salary.Company pays fixed contribution at predetermined rates to the Provident Fund Trust, which invests the fund in permitted securities as per Government guidelines. The Companies contribution to the fund for the year was ₹ 3414.12 lakhs (previous year ₹ 3351.80 lakhs).The investment has earned sufficient interest to pay the same to the member as per the rate specified by the Government of India.

b) Superannuation fund

In terms of the Guidelines of Department of Public Enterprise (DPE), Govt.of India (GOI) issued vide O.M. no.2(70)/08-DPE (WC) / GL-xiv/08 dt.26.11.2008 and OM. No. 2(70)/08-DPE (WC) / GL-vii/09 dt.02.04.2009, the Company has formulated the NEEPCO Employees Defined Contribution Superannuation Benefit Scheme.

The Companies contribution to the trust managing this scheme for the year was ₹ 2404.67 lakhs (previous year ₹ 2324.90 lakhs).

2. Defined benefit plans

a. Retiring gratuity

The Company has a defined benefit gratuity plan. Every employee who has rendered continuous service of five years or more is entitled to get gratuity at 15 days salary (15/26 x last drawn basic salary plus dearness allowance) for each completed year of service subject to a maximum of ₹ 20.00 lakhs, on superannuation, resignation, termination, disablement or on death. The liability for the same is recognized on the basis of actuarial valuation.

The Board of Directors in their meeting held on 01.04.2013 has approved the creation of Gratuity Fund Trust vide its Resolution No.195/16 dt.1.4.2013 in order to meet the requirement of funds for payment of Gratuity to the employees separated from the services of the Corporation. Accordingly NEEPCO Employees Group Gratuity Assurance Fund Trust has been constituted on 25th June'2013 and a Master Policy, named as North Eastern Electric Power Corporation Ltd Employees Group Gratuity – cum- Life Assurance (cash accumulation) Scheme, has been taken from the Life Insurance Corporation of India on 5th August 2013.

Transactions with LICI during FY 2021-22 for assessing fund balance as on 31.03.2022 are as per books of NEEPCO.

Details of Funded Assets with LIC

(₹ in lakhs)

Particulars	As at 31st March, 2022	As at 31st March, 2021
Opening Balance	18171.16	18567.96
Transactions during the year (Net Debit)	863.94	1522.59
Interest earned during the year (Net Credit)	1336.32	1125.79
Closing Balance	18643.54	18171.16

b. Post –Retirement Medical Benefit scheme

The Company has a Contributory Scheme for Post –Retirement Medical Facilities for Superannuated Employees. Under the scheme the retired /deceased employee and spouse of retiree/deceased are provided medical facilities on contributory basis which is as follows:

Reimbursement of medical expenses incurred for indoor treatment restricted to the rates of nearest authorized / approved hospital.

For out-patient/ domiciliary treatment taken in empanelled hospitals, reimbursement are allowed for clinical tests, examination, cost of medicines and other OPD expenses at actual subject to a ceiling of maximum of last basic per annum, whichever is less.. The liability for the same is recognized on the basis of actuarial valuation.

c. Other retirement benefit on Superannuation

To nurture a good organizational culture and appreciate the sincere services rendered by the employee, the Corporation is providing a Gold Coin to the retiring employee on the date of retirement. The liability for the same is recognized on the basis of actuarial valuation.

3. Other Employee benefit

a. Leave

The Company provides for earned leave benefits (including compensatory absences) and half pay leave to the employees of the Company which accrue annually at 30 days and 20 days respectively. Earned leave account is maintained in one section only i.e. en-cashable. On Superannuation/ separation of the employee from the Corporation, entire leave (Earned leave & Maximum 240 days Half Pay Leave) subject to a ceiling of 300 days will be en-cashable. Half pay leave cannot be commuted. The cash equivalent payable for Half Pay Leave would be equal to leave salary as admissible for half pay plus Dearness Allowance.The liability for the same is recognized on the basis of actuarial valuation. During the current financial year, restriction on leave encashment facilities of the employees of NEEPCO has been withdrawn. An amount of ₹ 4221.41 lakhs has been paid to the employees as leave encashment during the year.

b. Social Security Scheme

The Company has a Social Security Scheme in lieu of compassionate appointment. The Company makes a matching contribution to the scheme. The objective of the scheme is to provide cash benefits to the dependent beneficiaries in the event of the death of an employee of the Company while in service including permanent total disablement leading to cessation of employment.

Note No. 26: Other Non-Current Liabilities

(₹ in lakhs)

Particulars	As at 31st March, 2022	As at 31st March, 2021
Deferred Revenue		
Deferred Revenue arising from Government Grant	24,395.95	26,004.23
Less : Adjusted during the year	1,597.96	1,610.72
Total	**22,797.99**	**24,393.51**

Note No. 26A: Deferred Revenue Current

(₹ in lakhs)

Particulars	As at 31st March, 2022	As at 31st March, 2021
a) Deferred Revenue arising from Government Grant	1,597.96	1,610.72
Add : Addition during the year	1,597.96	1,610.72
Less : Adjusted during the year	1,597.96	1,610.72
Sub- total	**1,597.96**	**1,610.72**
b) Deferred Foreign Currency Fluctuation liabilities	6,339.74	6059.27
Total	**7,937.70**	**7,669.99**

Note on Government Grant (Ind AS 20)

NEEPCO's approved Accounting Policy includes policy of recognition and accounting of "Government grant" (para 14 of note 1 –Summary of Significant Accounting Policies).

Govt. of India has approved a Sub-ordinate loan amounting to ₹ 29196.42 lakhs to NEEPCO for implementation of Tuirial HEP with interest @1% per annum payable from the "Date of Commercial Operation" of the project. Of the aforesaid loan amount, NEEPCO has received ₹ 29096.42 lakhs till 31.03.2015 and the balance ₹ 100.00 lakhs has been received during the FY 2015-16. The loan amount (₹ 29096.42 lakhs) received till 31.03.2015 has been recognized in books of NEEPCO as on 01.04.2015 (Ind AS Transition date) at its carrying value in compliance to the Ind AS 101 (Exception to the retrospective application). However, for the loan amount (₹ 100.00 lakhs) received during the FY 2015-16, the benefit of the loan due to below market rate of interest (considered SBI base rate @9.70% effective as on Jun'15) amounting to ₹ 82.64 lakhs has been treated as a govt. grant and recognized in the Books of NEEPCO accordingly.

Spares out of Grant in Aid

Total value of spares purchased out of "Grant in aid" received from the Central Govt. amounts to ₹ 3659.53 lakhs and accordingly, recognized in books of Assam Gas Based. During the current period, repairs & maintenance has been debited and Stock of Spares under "Grant in aid" has been credited by an amount of ₹ 13.96 lakhs (Previous year ₹ 26.72 lakhs). An equivalent amount has been recognized as income in the statement of Profit & Loss during the year.

Grant from Ministry of Development of North Eastern Region

As per the Investment Approval sanctioned vide the Ministry of Power's letter no.7/7/2009-H-I dated 14th January'2011, an amount of ₹ 30000.00 lakhs has been sanctioned by the Ministry of Development of North Eastern Region (MDONER) as a part of the approved funding pattern for the Tuirial Hydro Electric Project, Mizoram. The total amount of ₹ 300.00 crores are included in Grant in Aid which is subjected to amortisation during normative useful life of the project since its commissioning. Amount amortized during the FY 2021-22 amounts ₹ 1584.00 lakhs (Previous year ₹ 1584.00 lakhs). An equivalent amount has been recognized as income in the statement of Profit & Loss during the year.

Note No. 27: Revenue from Operations

(₹ in lakhs)

Particulars	For the year ended 31-Mar-22	For the year ended 31-Mar-21
Sale of Energy	241,233.75	196,172.98
Sale of Energy through trading	64,842.06	23,539.49
Electricity Duty	-	1,564.69
Revenue from DSM	2,278.42	2,819.97
Revenue from RRAS	256.87	892.46
Others :		
FERV (Net) from the beneficiaries	405.38	1,547.99
NERLDC Fees & Other Charges from the beneficiaries	474.78	319.56
Sale of Electricity (Net)	309,491.26	226,857.14
Other operating Revenue :		
Interest from the beneficiaries	9,595.11	341.56
Recognition from deferred revenue - Govt. grant	1,597.96	1,610.72
Net Revenue from Operation	**320,684.33**	**228,809.42**

a. Sale of Power is accounted for based on tariff approved by the Central Electricity Regulatory Commission (CERC). In case of power stations where final tariff is yet to be approved by CERC, the sale of energy is provided for on the basis of provisional rate considering the Annual Fixed Cost submitted before the CERC through Tariff Petition as per the principles enunciated in the Central Electricity Regulatory Commission (Terms & Conditions of Tariff) Regulations 2019. For projects for which neither CERC approved tariff is available nor petition pending with the CERC, sale of energy is

accounted for on the basis of tariff as agreed by the beneficiaries. Revenue from sale of power includes sales delivered to customers but not yet billed, commonly referred to as "Unbilled revenue".

b. Sale of energy includes ₹ 10279.34 lakhs (previous year ₹ 6903.18 lakhs) being the revenue for the year recognised based on Annual Fixed Cost as per petition submitted to CERC pending issue of orders.

c. Sale includes ₹ 11221.72 lakhs (Previous year ₹ 576.68 lakhs) on account of earlier years sales arising out of finalization of tariff in current year.

d. In terms of regulation. 67 of the CERC (Terms and conditions of Tariff) Regulations,2019, deferred tax liabilities for the period upto 31st March, 2009 whenever they materialise shall be recoverable directly by the generating companies or transmission licensees or from the beneficiaries or long term transmission customers/DICs, as the case may be. Accordingly, sales for the year ended 31.03.2022 includes ₹1310.82 lakhs (including ₹ 98.43 lakhs relating to the financial year 2020-21). Deferred Tax materialisation recognised during the F.Y. 2020-21 amounts to ₹ 1319.85 lakhs.

e. During the year ended 31.03.2022, NEEPCO recognized revenue amounting to ₹11221.71 lakhs as "Sale of energy" and ₹9590.34 lakhs as "Interest from the beneficiaries" on account of truing up tariff orders for the control period 2014-19 and tariff order for 2019-24 (for AGBPS) issued by the CERC. The said revenue under "Sale of energy" includes RHPS (Rs. 10175.00 lakhs), TgGBPS (Rs. 3739.31 lakhs), DHPS (Rs.723.08 lakhs). KHPS II (Rs.280.99 lakhs) and AGBPS (- ₹ 3696.67 lakhs). Further, "Interest from beneficiaries" includes RHPS (Rs. 7099.03 lakhs), TgGBPS (Rs. 844.71 lakhs), DHPS (Rs. 829.08 lakhs), KHPS II (Rs.184.14 lakhs) and AGBPS (Rs. 633.38 lakhs). In addition, provisional revenue recognized in Books of NEEPCO during the year ended 31.03.2022 as per the Company's Accounting Policy in case of power stations where final tariff for the control period 2019-24 is yet to be approved by CERC amounts to ₹ 10279.34 lakhs.

f. DSM and RRAS is accounted upto the period of the financial year 2021-22, as per the weekly statements issued by the NERPC.

g. On commissioning of the Kameng HEP (600 MW) during the current financial year, merchant power (347 MW) generated by the aforesaid plant has been sold/traded through NTPC Vidyut Vyapar Nigam Ltd (NVVN) under bi-lateral agreement as well as on "Day ahead" and "Real time" markets. Further, NEEPCO has traded available power under "Un-requisitioned surplus (URS)" for its power plants on "Day ahead" and "Real time" markets.

Note No. 28: Other Income

(₹ in lakhs)

Particulars	For the year ended 31-Mar-22	For the year ended 31-Mar-21
Other non-operating income (net of expenses directly attributable to such income)		
Interest on deposit with banks	155.93	9.76
Other Misc Receipts	5,126.98	1,459.89
Liability/Provision written back		
Obsolete spares		-
Others	67.92	81.04
Filling fees	67.22	
Delayed Payment Surcharge from the beneficiaries	4,148.80	25,093.79
Sub Total	**9,566.85**	**26,644.48**
Other gains and losses		
Gain /(loss) on disposal of PPE	0.07	1.73
	9,566.92	**26,646.21**
Less : Transferred to Expenditure during construction Note 34 (E)	**54.58**	**11.35**
Total	**9,512.34**	**26,634.86**

(i) Other Misc. Receipts includes transit hostel recoveries, interest from contractors, liquidity damage recovered, interest on income tax refund, recoveries of rents from residential/non-residential building, interest from employees on loans, other recoveries from contractor/suppliers, sale of tender paper etc. Claim receivable (Unsecured) amounting to ₹ 3562.67 lakhs is due for settlement of insurance claim lodged for Kopili (4 X 50 MW) HPS mishap occured during 2019.

(ii) Liability/Provision written back - others consists of excess provision in respect of accounts payable, retention money etc.

(iii) Delayed payment surcharge includes ₹ 4148.80 lakhs accounted for during the current financial year based on significant certainity of collectability. During the current financial year, an amount of ₹ 3636.25.00 lakhs has been recognized as in the statement of Profit & Loss relating to Tripura State Electricity Corporation Ltd (TSECL) accrued on bills raised for ₹ 10368.44 lakh, for which the beneficiary (TSECL) has appealed before the APTEL. Though the matter is under sub judice before the APTEL, recognition in books has been made during the current year based on significant certainty of realization of the same.

Note No. 29: Fuel Cost

(₹ in lakhs)

Particulars	For the year ended 31-Mar-22	For the year ended 31-Mar-21
Purchase of Gas	57,354.86	43,645.89
Transportation charges for Gas	6,134.10	5,808.19
Total	**63,488.96**	**49,454.08**

Note No. 30: Employees Remuneration and Benefit Expenses

(₹ in lakhs)

Particulars	For the year ended 31-Mar-22	For the year ended 31-Mar-21
Salary & Wages	38,340.60	38,143.62
Contribution to Provident Fund	3,414.12	3,351.80
Gratuity	1,166.02	1,251.40
Employees Pension	2,404.67	2,324.90
Leave Encashment	3,315.11	2,603.67
Staff welfare expenses	725.86	767.11
Total	**49,366.38**	**48,442.50**
Amount transferred to IEDC - Note 34(A)	2,848.30	5,798.21
Carried forward to Statement of Profit & Loss	**46,518.08**	**42,644.29**

1. Interest subsidy on House Building Advance is payable to the eligible employees subject to submission of their application duly following the prescribed procedure & acceptance of the same by the competent authority. Accordingly interest subsidy are recognised in the books of accounts based on actual payment basis as allowed by the appropriate authority.

2. Employees' remuneration and benefits include the following for the Directors including the Chairman & Managing Director.

Particulars	Current year (2021-22) (₹ in lakhs)	Previous year (2020-21) (₹ in lakhs)
Salary and allowances	194.7	130.15
Contribution to Provident Fund and other funds	27.91	10.68
Other benefits	67.12	34.86
Total	**289.73**	**175.69**

3. Staff welfare expenses includes employees Post retirement medical benefits, other service welfare benefits (gold coin, interest subsidy on House building loan, lease accomodation etc.)

Note No. 31: Finance Costs

(₹ in lakhs)

Particulars	For the year ended 31-Mar-22	For the year ended 31-Mar-21
A. Interest Expenses		
i) Interest on Cash Credit & Working capital demand loan	1,586.51	2,892.11
ii) Interest on ECB Loan	536.77	840.47
iii) Interest on Bonds	44,226.41	50,164.27
iv) Exchange Rate Fluctuation-Loss/(Gain)	(233.40)	647.34
v) Interest on Kfw Loan	1,248.54	1,447.74
vi) Interest on Short term Borrowing	-	2,810.68
vii) Interest on Loans from G.O.I	291.96	291.96
viii) Interest on Medium & Corporate Term Loan	9,997.54	5,740.20
ix) Interest Expense - Asset under Lease	130.13	134.18
x) Interest expenses - Others	-	-
B. Finance Charges		
Guarantee fee on foreign Loan net of EIR	632.58	715.88
C. Other Borrowing Costs	69.02	82.97
Total	**58,486.06**	**65,767.80**
Amount transferred to IEDC - Note 34(B)	287.27	14,835.19
Amount carried forward to Statement of Profit & Loss	**58,198.79**	**50,932.61**

Note No. 32: Depreciation and Amortisation Expenses

(₹ in lakhs)

Particulars	For the year ended 31-Mar-22	For the year ended 31-Mar-21
PPE Depreciation(Note No- 2)	80,241.99	65,482.10
Intangible Assets (Note No-4)	566.75	338.89
Sub total	**80,808.74**	**65,820.99**
Amount transferred to IEDC - Note 34 (C)	26.80	206.46
Carried forward to Statement of Profit & Loss	**80,781.94**	**65,614.53**

Note No. 33: Other Expenses

(₹ in lakhs)

Particulars	For the year ended 31-Mar-22	For the year ended 31-Mar-21
GENERATION EXPENSES		
Repairs & maintenance :		
Roads & buildings	3,434.54	1,824.58
Power house	9,152.34	10,051.41
Hydraulic works	1,362.42	998.82
Line & sub-stations	226.68	159.72
Others	802.50	659.37
Stores & spares (against Grant-in-Aid)	13.96	26.72
Sub Total	**14,992.43**	**13,720.62**

Particulars	For the year ended 31-Mar-22	For the year ended 31-Mar-21
ADMINISTRATION EXPENSES		
Travelling expenses	291.49	162.68
Advertisement expenses	0.57	35.82
Insurance charges	7,916.74	8,474.48
Rents	182.84	142.69
Rates & taxes	32.46	133.35
Entertainment expenses	23.79	1.96
Audit fees & expenses	19.34	17.95
Transport expenses	1,122.90	951.75
Hire Charges	0.88	
Printing & stationery	50.45	47.06
Postage	2.81	3.22
Medical expenses	1,235.18	999.08
Licence & registration	36.13	43.47
Newspaper & periodicals	1.87	0.49
Uniforms & liveries	6.06	6.86
Honorarium	0.13	0.50
Electricity charges	539.63	666.47
Bank charges	18.12	25.17
Social welfare	1,035.23	988.17
Consultancy charges	389.43	143.88
Professional Charges	43.14	40.54
Security arrangement	3,929.79	4,294.80
Training expenses	123.82	158.23
Staff recruitment expenses	38.78	41.56
Hospital facilities	65.06	22.45
Subscription & membership fees	25.82	13.92
Communication expenses	144.61	289.45
Office furnishing	5.11	2.00
Miscellaneous expenses	227.67	200.65
I.B. expenses	318.76	324.94
Laboratory & meter testing charges	1.61	2.90
Environment & Ecology	120.59	210.63
Photographic records	0.42	0.06
Loss of Stock/Advance written off	135.59	0.46
EDP Expenses	438.17	388.62
Loss on sale of fixed Assets	71.89	3.77
Employee Family Economic Rehab Scheme	258.88	106.61
Incidental Expenditure Saubhaghya	-	0.08
Assets written off Damaged/un-traceable	75.81	1.64
Compensation	-	5.00
Board meeting expenses	9.17	8.88
Publicity expenses	617.77	42.92

Particulars	For the year ended 31-Mar-22	For the year ended 31-Mar-21
Legal charges	265.32	119.33
Filing fees to CERC	102.79	90.66
NERLDC Fees & Charges	595.35	347.02
Research & Development Expenses	15.20	
Corporate Social Responsibility & SD	556.66	1,358.55
RRAS- Expenditure	405.42	106.94
Interest to beneficiary states	1,078.51	-
Trading Expenses	6,010.56	2,418.13
Energy Conservation expenses	-	0.01
Tender expenses	-	1.68
Covid 19 Expenses	119.22	71.96
Sub Total	**28,707.52**	**23,519.44**
Other Expenses		
Lubricants, oil etc	-	85.30
Electricity Duty	218.76	1,579.99
DSM payable	311.66	476.32
Transmission Charges	33.77	22.00
Provision for Write off	3,996.80	3,303.21
Sub Total	**4,560.99**	**5,466.82**
	48,260.94	**42,706.88**
Less : Transferred to Expenditure during Construction Note No -34 (D)	**2,436.86**	**4,552.08**
Total	**45,824.08**	**38,154.80**

Details in respect of Audit Expenses

(₹ in lakhs)

Particulars	For the year ended 31-Mar-22	For the year ended 31-Mar-21
As Auditor		
Audit Fees	10.80	10.28
Limited Review	6.16	6.05
Other expenses	2.38	1.62
Total	**19.34**	**17.95**

Provision for write off

(₹ in lakhs)

Particulars	For the year ended 31-Mar-22	For the year ended 31-Mar-21
Assets	3,994.56	430.45
Impairment of Investment	-	2,793.00
Inventories	2.24	-
Unserviceable capital works		79.76
Doubtful advance	-	-
Total	**3,996.80**	**3,303.21**

Note No. 34: Incidental Expenditure During Construction

(₹ in lakhs)

Particulars	Note No.	For the year ended 31-Mar-22	For the year ended 31-Mar-21
A. Employees benefit Expenses			
Salary & Wages		2,276.67	4,765.32
Contribution to Provident Fund		186.19	339.00
Gratuity		69.10	139.52
Employees Pension		132.98	245.44
Leave Encashment		178.34	290.01
Staff welfare expenses		5.02	18.92
Total (A)	30	**2,848.30**	**5,798.21**
B. Interest and Finance expenses capitalized			
Interest on Bonds		-	12,712.80
Interest on Short term Borrowing		-	813.56
Interest on Medium & Corporate Term Loan		286.09	1,274.08
Interest Expense - Asset under Lease		0.78	4.59
Other Borrowing Costs		0.40	30.16
Total (B)	31	287.27	14,835.19
C. Depreciation	32	**26.80**	**206.46**
D. Administration & other expenses			
Travelling expenses		23.60	24.03
Rents		44.54	5.30
Rates & taxes		1.16	4.74
Transport expenses		94.73	137.91
Printing & stationery		2.57	3.03
Postage & telegram		0.07	0.17
Medical expenses		45.44	72.23
Licence & registration		1.11	2.38
Paper & periodicals		0.12	-
Uniforms & liveries		0.22	0.21
Electric & water charges		11.95	148.45
Bank charges		0.03	0.09
Social welfare		0.72	55.98
Consultancy charges		38.21	5.53
Security arrangement		37.23	150.00
Hospital facilities			1.23
Communication expenses		0.95	4.37
Office furnishing			-
Miscellaneous expenses		12.23	13.37
I.B. expenses		0.35	2.72
I T Expenses		11.53	4.50
Loss on sale of fixed Assets			-
Repairs & maintenance			-
Roads & Building		809.11	0.89
Plant & equipment		742.27	2,634.81
Others		13.34	23.39

Particulars	Note No.	For the year ended 31-Mar-22	For the year ended 31-Mar-21
Environment & Ecology		4.85	2.29
Filing fees to CERC		-	3.00
Energy Conservation expenses		-	0.01
Legal expenses		-	-
Insurance charges		539.46	1,249.58
Entertainment expenses		0.31	0.19
Tender expenses		-	1.68
Covid-19 Expenses		0.23	
Training Expense		0.53	
Sub total (D)	33	2,436.86	4,552.08
Total (A + B + C + D)		5,599.23	25,391.94
E. Less : Non-operating receipts			
Interest from advances		0.42	1.45
Hire charges			0.11
Transit hostel recoveries			0.38
Recovery of Rent		1.74	0.98
Miscellaneous Income		52.42	8.43
Total (E)		**54.58**	**11.35**
Net Expenditure		5,544.65	25,380.59
Expenditure transferred to Capital Work-in-Progress	3	**5,544.65**	**25,380.59**

Miscellaneous income includes recoveries from contractor, sale of tender paper,amortisation of Computer advance & furniture advance etc.

Note No. 35: EARNINGS PER SHARE

The following table reflects the income and shares data used in the basic and diluted earnings per share computations.

(₹ in lakhs)

	Particulars	For the year ended 31-Mar-22	For the year ended 31-Mar-21
(a)	**Profit after tax & before regulatory Deferral Accounts (₹ in lakhs)**	14,888.78	1,288.38
(b)	**Profit after tax & after regulatory Deferral Accounts (₹ in lakhs)**	21,229.37	4,790.15
	Less: Amount to be paid for diluted portion (net of tax)		
	Profit attributable to ordinary shareholders - for Basic EPS	21,229.37	4,790.15
	Profit attributable to ordinary shareholders - for Diluted EPS	21,229.37	4,790.15
(c)	Weighted average no. of Ordinary Shares for Basic EPS	3609810400	3609810400
	Weighted average no. of Ordinary Shares for Diluted - EPS	3609810400	3609810400
(d)	Nominal value of Ordinary Shares (₹)	10.00	10.00
(e)	Earnings per equity share before regulatory Deferral Accounts :		
	(i) Basic (in ₹) (Not Annualised)	0.41	0.04
	(ii) Diluted (in ₹)	0.41	0.04
(f)	Earnings per equity share after regulatory Deferral Accounts :		
	(i) Basic (in ₹) (Not Annualised)	0.59	0.13
	(ii) Diluted (in ₹)	0.59	0.13

Note No. 36: Contingent Liabilities and Commitments (to the extent not provided for)

(₹ in lakhs)

Particulars	As at 31-Mar-22	As at 31-Mar-21
Contingent liabilities :		
Claims against the Company not acknowledged as debt in respect of:		
- Pending litigation against Capital Works	161370.11	156,610.00
- Land compensation cases	2806.00	2,738.00
- Disputed Income tax demand	46889.39	46,889.39
- Others	15.00	3.49
Total	**211,080.50**	**206,240.88**
Commitments :		
Estimated amount of contracts remaining to be executed on capital contracts and not provided for (net of advances and deposits)	-	-
Property, Plant & Equipment	16,030.42	32,640.30

(i) Claims against the company not acknowledged as debts as on March 31,2022 include demand from the Income tax authorities for payment of tax of ₹ 46889.39 lakhs upon completion of their tax assessment for the A.Y. 2012-13 amounting to₹ 3821.34 lakhs, A.Y. 2013-14 amounting to ₹ 2142.98 lakhs, A.Y. 2014-15 amounting to ₹ 10872.61 lakhs, A.Y. 2015-16 amounting to ₹ 11381.61 lakhs, A.Y. 2016-17 amounting to ₹ 9112.52 lakhs, A.Y. 2018-19 amounting to ₹ 2891.40 lakhs, Probable tax liability relating to DPS pending before High Court,Meghalaya and ITAT amounting to ₹ 6659.73 lakhs and demand from Customs, Excise and Service Tax Appellate Tribunal (CESTAT) for payment of ₹ 7.20 lakhs in respect of Service Tax.

(ii) There are few cases pending before the Arbitration Tribunal / Courts, for which amount of claims are yet to be acsertained.

(iii) The company is contesting the demand and the management including its tax advisors believes that its position will likely be upheld in the appellate process.The management believes that the ultimate outcome of these proceedings will not have a material adverse effect on the Company's financial position and results of operations.

(iv) The Company is subject to legal proceedings and claims, which have arisen in the ordinary course of business. The Company's management does not reasonably expect that these legal actions, when ultimately concluded and determined, will have a material and adverse effect on the Company's results of operations or financial condition.

Note No. 37: Movement in Regulatory Deferral Accounts Balances

Nature of Rate Regulated Activities

The company is primarily engaged in the business of generation and sale of electricity. The tariff based on which the Company bill to its beneficiaries for electricity sold to them is determined by the Central Electricity Regulatory Commission (CERC) in compliance to the CERC (Terms and Conditions of Tariff) Regulations, as applicable from time to time. The said regulations allow the Company to recover its costs for providing the goods or services plus a fair return.

Recognition and measurement

- During determination of Annual Fixed Cost (AFC) of the Tuirial Hydro Electric Project (TrHEP) of North Eastern Electric Power Corporation Ltd (NEEPCO) for the control period of 2019-2024 by the Central Electricity Regulatory Commission (CERC), order for which issued on 16.04.2021, the Hon'ble Commission has allowed depreciation @2% based on the petition submitted by NEEPCO for the said purposes in line with the decision of the Public Investment Board (PIB) of the Govt. of India during meeting dated 04.06.2010 held for considering RCE of the project (TrHEP).
- The rates and methodology as per the CERC tariff regulations based on which depreciation for TrHEP has been calculated and charged to the Statement of Profit & Loss of NEEPCO for the period under consideration vary from that allowed to recover through tariff as per the CERC order. Due to higher rate of depreciation as per the CERC regulations, depreciation charged to the Statement of Profit & loss Account for the first 12 (twelve) years of operation TrHEP since

its Date of Commercial Operation (COD) will be more than that of the depreciation recoverable through tariff, which will be reversed in future periods during remaining period of normative life of the generating station. Accordingly, the lower depreciation realized as "Revenue" for the generating station during the earlier period of its operation will be recovered/adjusted during later period.

- In view of above, the difference of depreciation to the extent recoverable/adjustable in future period has been recognized on an undiscounted basis as "Regulatory deferral account debit/credit balances" by credit/debit to the "Movement of Regulatory Deferral Account Balances".
- "Regulatory deferral account debit balances" recognized on account of the above during the year ended 31.03.2022 is as follows:

Particulars	Amount (₹ in lakhs)
Depreciation as per CERC Schedule of rates	6,896.52
Depreciation @2% as allowed by CERC vide the tariff order dated 09.10.2018	2,778.88
Difference (Recognized as "Regulatory Deferral balances")	4,117.64

Regulatory Deferral Account balances in respect of Employees benefits expenses for Gratuity:

Ministry of Labour and Employment vide their Gazette notification dated the 29th March 2018 has notified the Payment of Gratuity (Amendment) Act, 2018 (12 of 2018) and thus has increased the limit of gratuity upto ₹ 20 (Twenty) lakhs from the existing ₹ 10 (Ten) lakhs.

Regulation 8 (3) of the CERC (Terms and conditions of Tariff) Regulations 2014 provides that "The Commission shall carry out truing up of tariff of generating station based on the performance of following Uncontrollable Parameters:

i) Force Majeure;, ii) Change in Law; and iii) Primary Fuel Cost.

The increase in gratuity expenses due to enhancement of limit upto ₹20.00 lakhs as per the Payment of Gratuity (Amendment) Act, 2018 falls under the category of "Change in law" Accordingly, an amount of ₹ 4793.47 lakhs to the extent expected as recoverable from the beneficiaries in subsequent period as per CERC Tariff Regulations have been recognized as "Regulatory Deferral Account Balances" as on 31.03.2022 in books of NEEPCO. No movement on the aforesaid balances have occured during the Financial Year ended 31.03.2022.

Regulatory Deferral Accounts Balances in respect of deferred adjustment on Deferred Tax Liabilities for projects under operation:

NEEPCO has long term Power Purchase Agreement (PPA) with the States of the North Eastern Region (referred to as the 'Beneficiaries') for selling electricity generated from its generating stations in operations. Tariff for generating stations of NEEPCO are determined by the Central Electricity Regulatory Commission (CERC) in compliance to their notified tariff regulations issued from time to time. As per the CERC Tariff Regulations 2019, ROE is grossed up with effective tax rate as applicable for the respective financial year. Accordingly, deferred tax accrued during the year on income generated from sale of electricity and further adjustable/reversal in future periods when the related deferred tax liability will form a part of current tax & recoverable from the beneficiaries has been accounted as "Deferred tax adjustment against deferred tax liability", which has been recognized as "Regulatory income" and presented as a movement in "Regulatory Deferral Accounts Balance" as a separate line item in compliance to the relevant provisions of Ind AS 114.

Regulatory Deferral Account balances due to reclassification of deferred tax recoverable from beneficiaries

As per Regulation 67 of the CERC (Terms and Conditions of Tariff Regulations) 2019, Deferred tax liabilities for the period upto 31st March, 2009 whenever they materialise shall be recoverable directly by the generating companies or transmission licensees from the then beneficiaries or long term customers, as the case may be. Till 31st March, 2019 the deferred tax recoverable from beneficiaries in future years was presented as an adjustment to deferred tax liability and was not recognised as "Regulatory Deferral Accounts balances". The same has been reviewed during the FY 2021-22 in line with Ind AS 114 and has been reclassified as Regulatory Deferral Account balance. The regulated assets (+)/liability (-) recognized in the books to be recovered from or payable to beneficiaries in future periods are as follows:

(₹ in lakhs)

Sl. No.	Particulars	Regulatory Deferral Account Balances
A	Opening balance as on 01.04.2021	39,934.78
B	Addition during the Financial Year ended 31.03.2022 (assets (+)/ liability (-)	-
C	Amount collected (-)/refunded (+) during the period	(1,310.82)
D	Regulatory income/(expense) recognized in the Statement of Profit and Loss (B-C)	(1,310.82)
E	Closing balance as on 31.03.2022 (A+D)	38,623.96

Regulatory Deferral Account balances in respect of exchange differences on Foreign Currency Monetary items

Para 28 of the Ind AS 21-"The Effects of Changes in Foreign Exchange Rates" provides that exchange differences arising on the settlement of monetary items or on translating monetary items at rates different from those at which they were translated on initial recognition during the period or in previous financial statements shall be recognised in profit or loss in the period in which they arise. Further, para D13 AA of the Ind AS 101 – "First-time Adoption of Indian Accounting Standards" provides for a first-time adopter may continue the policy adopted for accounting for exchange differences arising from translation of long-term foreign currency monetary items recognised in the financial statements for the period ending immediately before the beginning of the first Ind AS financial reporting period as per the previous GAAP. Accordingly, for periods beginning on or after 01.04.2016, all exchange differences arising on translation/ settlement of monetary items other than exchange difference on borrowings to the extent treated as an adjustment to interest cost during construction period are to be charged to the Statement of Profit and Loss. Regulation 69 of of the CERC (Terms and Conditions of Tariff) regulations provides that every generating company and the transmission licensee shall recover the foreign exchange rate variation on year-to-year basis as income or expense in the period in which it arises.

Regulatory deferral accounts debit balance - Note 15 recognized :

The regulatory assets recognized in the books to be recovered from the beneficiaries in future periods are as follows:

(₹ in lakhs)

Particulars	As at 31st March 2022	As at 31st March 2021
A. Opening Balance	84,384.08	79,861.53
B. Movements during the year due to (i) Turial Depreciation ₹ 4117.64 lakhs (ii) Deferred Tax Adjustment against Deferred Tax Liability ₹ 5153.65 lakhs (iii) Deferred Tax Recoverable ₹ (1310.82) Lakhs	7,960.47	4,522.55
C. Amount Collected / refunded during the year	-	-
D. Regulatory Deferral Account Balances recognized in the Statement of Profit & Loss (B-C)	7,960.47	4,522.55
E. Closing Balance (A+D)	92,344.55	84,384.08
F) Net movements in regulatory deferral account balances (I)	7,960.47	4,522.55
G) Tax on net movements in regulatory deferral account balances (II)	1,619.88	1,020.78
H) Total amount recognised in the statement of profit & loss during the year (I - II)	6,340.59	3,501.77

Rate of return/Discounting rate considered for recognition of Regulatory Deferral Account Balance is "Zero" Risk/uncertainty associated with future recovery of Regulatory Deferral Account Balances

- **Demand risk:** Recovery of regulatory deferral balances are subjected to billing to its beneficiaries and accordingly associated with related normal risks, such as, attitude of the customers towards settlement of their dues, availability of alternate source of supply etc.
- **Regulatory risk:** On account of Changes, if any, in Regulations and submission or approval of a rate setting application or the entity's assessment on the expected future regulatory actions.

Period over which expected to recover

i. **Employees benefit expenses:** The Company expects to recover the carrying amount of regulatory deferral debit account balances over a period of 2(two) years.

ii. **Others:** The Company is expected to recover/adjust the carrying amount of the regulatory deferral account balances over the period of normative useful life of the projects/generating stations.

Note No. 38: Related party disclosures

The required information with respect to Related Party Disclosure as per Ind AS-24 is given as under:

(a) LIST OF RELATED PARTIES

A. HOLDING COMPANY : NTPC Ltd

Government of India held 100% ownership interest in NEEPCO Ltd till 26th March 2020. However, acquisition of entire equity stake of Government of India in NEEPCO Ltd by NTPC Ltd completed on 27th March 2020 through share transfer in persuant to share purchase agreement dt. 25th March 2020 between Government of India & NTPC Ltd. NTPC Ltd holds 100% ownership interest in NEEPCO Ltd including & as on 31st March 2022.

B. Joint Ventures :

KSK Dibbin Hydro Power Private Limited, 8-2-293/82/A/431/A, Road No.22, Jubilee Hills, Hyderabad – 500 033, India. NEEPCO Ltd.holds 30% of share in this Joint Venture.

C. Names of the Companies /bodies corporate which are subsidiaries / Joint Ventures of the Holding Company

1. Nabinagar Power Generating Company Limited
2. NTPC Mining Limited
3. NTPC Vidyut Vyapar Nigam Limited
4. NTPC GE Power Services Private Limited
5. Bhartiya Rail Bijlee Company Limited
6. Patratu Vidyut Utpadan Nigam Limited
7. Meja Urja Nigam Private Limited
8. Kanti Bijlee Utpadan Nigam Ltd.
9. NTPC Electric Supply Company Ltd.
10. KSK Dibbin Hydro Power Pvt. Ltd.
11. THDC India Limited
12. Energy Efficiency service Ltd.
13. Hindustan Urvarak & Rasayan Limited
14. NTPC Electric Supply Co. Limited
15. Damodar Valley Corporation
16. PTC India Limited
17. North East India Ayush Consortium Limited

C. DIRECTORS & KEY MANAGERIAL PERSONNEL OF NEEPCO

(i) Whole time Directors :

1 Shri V K Singh	Chairman & Managing Director. Holding additional charge of Director (Technical) w.e.f. 01.03.2022
2 Shri Anil Kumar	Director (Personnel). Holding additional charge of D(F) till 09.09.2021
3 Shri Hemanta Kumar Deka	Director (Technical) . Superannuated on 28.02.2022
4. Shri B. Maharana	Director (Finance) cum Chief Finance Officer w.e.f. 10.09.2021

(ii) Independent Directors :

1. Smt. Mala Sinha	Independent Director
2. Dr. Viveka Nand Paswan	Independent Director,w.e.f. 10.11.2021
3. Bimal Chand Oswal	Independent Director,w.e.f. 10.11.2021

(iii) Nominee Directors

1. Shri Jithesh John,	Nominee Director of Govt. of India, w.e.f. 21.06.2021
2. Shri Anil Kumar Gautam	Nominee Director, NTPC
3. Shri Ujjwal Kanti Bhattacharya	Nominee Director, NTPC

(iv) Company Secretary

Shri Chiranjeeb Sharma	Company Secretary & Legal Advisor, upto 31.05.2021
Shri Abinoam Panu Rong	Company Secretary, w.e.f. 01.06.2021

b) Transaction with related parties

(₹ in lakhs)

Particulars	31-Mar-22	31-Mar-21
Sales and purchase of goods and services		
Sale of goods to associates	Nil	Nil
Purchase of raw materials	Nil	Nil
Sale of Energy through trading :: NVVN	64,842.06	14,528.70
Sale of Energy through trading :: PTC	-	9,010.79
Other transactions		
Paid to NTPC Ltd towards dividend		
(A) Final Dividend for F.Y. 2019-20		2,500.00
(B) Final Dividend for F.Y. 2020-21	1,500.00	
(C) Interim Dividend for F.Y. 2021-22	7,500.00	
Paid to NVVN Ltd for trading expenses - Professional fee	594.31	17.86
Paid to PTC Ltd for trading expenses - Professional fee	-	36.46
Paid to NTPC Ltd towards consultancy	31.15	15.58
Paid to THDC- share on study of PSP model	31.27	-
Paid to Energy Efficiency Service Ltd for hire charge E-Vehicle	6.62	7.96
NEEPCO Employees' Provident Fund Trust	9,515.52	9,438.14
NEEPCO Ltd. Employees' Defined Contribution Superannuation Scheme Trust	3,713.45	3,670.50
NEEPCO Employees' Post Retirement Medical Benefit Trust	1,512.53	7,025.95
NEEPCO Employees Group Gratuity Assurance Fund Trust	1,534.63	1,306.67
NEEPCO Employees' Social Security Scheme Trust	47.32	50.14
Total	**25,986.80**	**24,069.26**

c) Compensation for Key Managerial Personnel (KMP)

(₹ in lakhs)

Particulars	31-Mar-22	31-Mar-21
Salary and allowances	219.97	202.46
Contribution to Provident Fund and other funds	31.44	16.08
Other benefits	89.64	41.73
Sitting fees	4.80	2.40
Total	**345.85**	**262.67**

d) Outstanding balances with related parties

(₹ in lakhs)

(i) Amount recoverable from	2021-22	2020-21
NEEPCO Employees' Provident Fund Trust	-	-
NEEPCO Ltd. Employees' Defined Contribution Superannuation Scheme Trust	-	-
NEEPCO Employees' Post Retirement Medical Benefit Trust	236.34	175.37
NEEPCO Employees Group Gratuity Assurance Fund Trust	-	-
NEEPCO Employees' Social Security Scheme Trust	-	-
NTPC Ltd for reimbursement of expenses	11.03	-
NVVN Ltd for TDS	8.44	

(₹ in lakhs)

(ii) Amount payable to	2021-22	2020-21
NEEPCO Employees' Provident Fund Trust	788.82	789.67
NEEPCO Ltd. Employees' Defined Contribution Superannuation Scheme Trust	306.39	305.64
NEEPCO Employees' Post Retirement Medical Benefit Trust	-	-
NEEPCO Employees Group Gratuity Assurance Fund Trust	-	-
NEEPCO Employees' Social Security Scheme Trust	3.84	4.03
Paid to Energy Efficiency Service Ltd for hire charge E-Vehicle	1.14	0.57

Note No. 39: Additional disclosures

A. **The company has used the borrowings from bank and other financial institution for the specific purpose for which it was taken as on the reporting date.**

B. **Relationship with Struck off Companies:**

(₹ in lakhs)

Sl. No.	Name of struck off Company	Nature of transactions with struck-off Company	Balance outstanding as at 31st March 2022	Balance outstanding as at 31st March 2021	Relationship with the struck off company
Payables					
(i)	A.P.Construction Pvt. Ltd	Payable - Contractor	0.97	2.08	NA
(ii)	Hi-Tech Reprographics Pvt Ltd	Payable - Contractor	0.22	0	NA
(iii)	S.K.Engineering and Work Pvt. Ltd	Payable - Contractor	0.25	0	NA
(iv)	Ocean Star Diving Services Ltd	Payable - Contractor	7.57	0	NA
(v)	Elshadai Infratech Pvt Ltd.	Payable - Supplier	0	0.53	NA
(vi)	Oriental Engineering Works Pvt Ltd	Payable - Contractor	0	0	NA
(vii)	Globex Steel Pvt. Ltd	Payable - Contractor	0	0	NA
(viii)	Destiny Enterprise Pvt. Ltd	Payable - Contractor	0	0	NA
(ix)	Galaxy Enterprise Pvt. Ltd	Payable - Contractor	0	0	NA
(x)	Simran Enterprises (I) Ltd	Payable - Contractor	0	0	NA
(xi)	Industrial Equipments Pvt. Ltd	Payable - Supplier	0	0	NA
(xii)	Electromech Engineering Pvt. Ltd	Payable - Contractor	0	0	NA
(xiii)	Advance Technologies Application Pvt. Ltd	Payable - Supplier	0	0	NA
(xiv)	Amar Enterprises Pvt. Ltd	Payable - Contractor	0	0	NA
(xv)	Data Sync Solutions Pvt. Ltd	Payable - Supplier	0	0	NA
(xvi)	Emerging Solutions Pvt. Ltd	Payable - Supplier	0	0	NA
(xvii)	B.M. Associates Pvt. Ltd	Payable - Supplier	0	0	NA

C. (i) Title deeds of Immovable Properties not held in name of the Company as at 31st March 2022

Relevant line item in the Balance sheet	Description of item of property	Gross carrying value (₹ in lakhs)	Title deeds held in the name of	Whether title deed holder is a promoter, director or relative# of promoter*/ director or employee of promoter/ director	Property held since which date	Reason for not being held in the name of the company**
Property, plant and equipment- **Land**	33.19 Are of Land at Guwahati, Assam	441.06	Assam Tea Corporation Ltd, Assam	NO	17.06.2009	Mutation process is under progress

Relevant line item in the Balance sheet	Description of item of property	Gross carrying value (₹ in lakhs)	Title deeds held in the name of	Whether title deed holder is a promoter, director or relative# of promoter*/ director or employee of promoter/ director	Property held since which date	Reason for not being held in the name of the company**
Property, plant and equipment- **Land**	183.19 Hectare of land at West Jantia Hills, Meghalaya, for NEEPCO Project - Kopili Hydro Power Station-Stage II	452.68	Smt Ibil Dkhar & others (303 nos. of petitioner)	NO	10.09.1984	This land is under litigation due to claim lodged by 303 land owners for enhancement of land compensation. The matter is Pending with the Special Judge(Judicial) West Jaintai Hills, Meghalaya
Property, plant and equipment- **Land**	15633.50 Sq. m land at Tezu (Arunachal Pradesh)	1.28	Please refer note below *			
Property, plant and equipment- **Land**	1.88 Ares of land at Laitkor (Meghalaya)		Please refer note below **			
Property, plant and equipment- **Building**	Design Office/Guest House,Guwahati, Assam	375.48	Assam Tea Corporation Ltd, Assam	NO	17.06.2009	Mutation process is under progress

ii) Title deeds of Immovable Properties not held in name of the Company as at 31st March 2021

Relevant line item in the Balance sheet	Description of item of property	Gross carrying value (₹ in lakhs)	Title deeds held in the name of	Whether title deed holder is a promoter, director or relative# of promoter*/ director or employee of promoter/ director	Property held since which date	Reason for not being held in the name of the company**
Property, plant and equipment- **Land**	33.19 Are of Land at Guwahati, Assam	441.06	Assam Tea Corporation Ltd, Assam	NO	17.06.2009	Mutation process is under progress
Property, plant and equipment- **Land**	183.19 Hectare of land at West Jantia Hills, Meghalaya, for NEEPCO Project - Kopili Hydro Power Station-Stage II	452.68	Smt Ibil Dkhar & others (303 nos. of petitioner)	NO	10.09.1984	This land is under litigation due to claim lodged by 303 land owners for enhancement of land compensation. The matter is Pending with the Special Judge(Judicial) West Jaintai Hills, Meghalaya

Relevant line item in the Balance sheet	Description of item of property	Gross carrying value (₹ in lakhs)	Title deeds held in the name of	Whether title deed holder is a promoter, director or relative# of promoter*/ director or employee of promoter/ director	Property held since which date	Reason for not being held in the name of the company**
Property, plant and equipment- **Land**	15633.50 Sq. m land at Tezu (Arunachal Pradesh)	1.28	Please refer note below *			
Property, plant and equipment- **Land**	1.88 Ares of land at Laitkor (Meghalaya)		Please refer note below **			
Property, plant and equipment- **Building**	Design Office/Guest House,Guwahati, Assam	375.48	Assam Tea Corporation Ltd, Assam	NO	17.06.2009	Mutation process is under progress

*Land measuring 15633.50 Sq. m with building under Dag No. 173 & 200 at Tezu (Arunachal Pradesh) was alloted to NEEPCO by the concerned District authority.

** Land measuring 1.88 Ares located at Laitkor (Meghalaya) is under the ownership of NEEPCO.

D. (i) The quarterly returns or statements of current assets filed by the Company with banks or financial institutions are in agreement with the books of accounts.

(ii) The company has not been declared wilful defaulter by any bank or financial institution or other lenders."

E. The company has not granted any loans or advances to promoters, directors, KMP's and the related parties that are repayable on demand or without specifying any terms or period of repayment.

F. No proceedings have been initiated or are pending against the company for holding any benami property under the Benami Transactions (Prohibition) Act, 1988 (45 of 1988) and the rules made thereunder.

G. The company has no cases of any charges or satisfaction yet to be registered with ROC beyond the statutory time limits.

H. The provisions of clause (87) of section 2 of the Act read with the Companies (Restriction on number of Layers) Rules, 2017 are not applicable to the company as it is a Government Company as per Section 2(45) of the Companies Act, 2013.

I. The company doesnot hold any Invetsment Property in its books of accounts, so fair valuation of investment property is not applicable.

J. During the year the company has not revalued any of its Property,plant and equipment.

K. During the year, the company has not revalued any of its Intangible assets.

L. The company has not provided nor taken any loan or advance to/from any other person or entity with the understanding that benefit of the transaction will go to a third party, the ultimate beneficiary.

M. No scheme or arrangement have been approved by the competent authority in terms of section 230 to 237 of the Companies Act' 2013.

N. Undisclosed income: The company has not surrendered or disclosed as income or any transaction during the year in the tax assessment under the Income Tax Act, 1961. No search or survey under the Income Tax Act' 1961 has taken place during the year. Further, the company does not have any previously unrecorded income & related assets (Previous year NIL).

O. Crypto or Virtual Currency: The company has not traded or invested in Crypto or virtual currency during the current Financial Year (Previous Year NIL)

I. Disclosure of Ratios

Ratio	Numerator	Denominator	FY 2021-22	FY 2020-21	% Variance	Reason for Variance
Current ratio	Current Assets	Current Liabilities	0.54	0.56	(4.86)	
Debt-equity ratio	Paid-up debt capital (Long term borrowings+Short term borrowings)	Shareholder's Equity (Total Equity)	1.13	1.23	(7.75)	
Debt service coverage ratio	Profit for the year+Finance costs+ Depreciation and amortisation expenses+Exceptional items	Finance Costs + lease payments+Scheduled principal repayments of long term borrowings	1.18	0.63	87.68	Due to increase in the PAT over the previous year, the ratio is better
Return on equity ratio	Profit for the year	Average Shareholder's Equity	0.03	0.01	338.97	Due to increase in the PAT over the previous year, the ratio is better
Inventory turnover ratio	Revenue from operations	Average Inventory	22.41	17.87	25.36	Due to increase in the Revenue over the previous year, the ratio is better
Trade receivables turnover ratio	Revenue from operations	Average trade receivables	5.10	3.20	59.61	Due to better collection from the debtors for the current F.Y. the ratio is on the higher side
Trade payables turnover ratio	Total Purchases (Fuel Cost + Other Expenses+Closing Inventory-Opening Inventory)	Closing Trade Payables	7.21	9.75	(25.98)	Due to increase in trade payable on account of transmission expense
Net capital turnover ratio	Revenue from operations	Working Capital+current maturities of long term borrowings	3.42	2.60	31.31	Due to increase in the Revenue over the previous year, the ratio is better
Net profit ratio	Profit for the year	Revenue from operations	0.07	0.02	216.22	Due to increase in the PAT over the previous year, the ratio is better
Return on capital employed	Earning before interest and taxes	Capital Employed (i)	0.07	0.04	73.61	The increase of EBIT over the previous F.Y. resulted the better performance of the ratio
Return on investment (ii)-Investments in subsidiary and joint venture companies	{MV(T1) – MV(T0) – Sum [C(t_1)]}	{MV(T0) + Sum [W(t) * C(t_2)]}	-	-	-	The investment for the NEEPCO is NIL for both the F.Y s
Return on investment (ii)-Investments in others	{MV(T_1) – MV(T0) – Sum [C(t1)]}	{MV(T0) + Sum [W(t) * C(t_2)]}	-	-	-	The investment (either in the STDRs or other investments) for the NEEPCO is NIL for both the F.Y s

** Denominator is Negative

(i) Capital Employed= Tangible Net Worth + Total Debt + Deferred Tax Liabilities

(ii)Return on Investment where

T1 = End of time period

T0 = Beginning of time period

t = Specific date falling between T1 and T0

MV(T1) = Market Value at T1

MV(T0) = Market Value at T0
$C(t_1)$ = Cash inflow, cash outflow on specific date including dividend received
$C(t_2)$ = Cash inflow, cash outflow on specific date excluding dividend received
W(t) = Weight of the net cash flow (i.e. either net inflow or net outflow) on day 't', calculated as [T1 – t] / T1

J (I) Disclosure on Kopili HPS (50X4 MW):

(i) Penstock I - feeding 02 (two) units (50 MW each) of Kopili Hydro Power Station, Umrongso, Assam of the Company got ruptured on 07.10.2019 following a Load through off and tripping of Unit -I (50 MW). 03 (three) other units were in full load during the mishap. Rupture happened at three locations of Penstock including at location immediately downstream of Valve House. Penstock protection valve closing mechanism was damaged in the incident and therefore, the Valve could not be closed to isolate the Penstock, consequently thereafter, the Power House was flooded upto EOT Crane beam level within a very short period. At present, Kopili (4 X 50 MW) system in in shutdown condition. The value of damaged assets assessed & recognised in books till 31.03.2022 amounts to ₹10366.72 lakhs (Gross value ₹20670.50 lakhs & Accumulated depreciation ₹10303.78 lakhs), for which provision for an equivalent amount has been provided in books. Repair, Renovation and Modernization (RRM) activities of the said generating plant is going on with scheduled commissioning of all the units by April 2023.

(ii) Finalization of insurance claim lodged with the underwriter is in advanced stage with estimated settlement amount of ₹ 3562.67 lakhs, which has been duly accounted for in books of NEEPCO as on 31.03.2022 based on reasonable certainty of realization.

J (II) Disclosure on Khandong HPS (2 X 25 MW) and Kopili Stage II (1 X 25 MW) HPS:

As a consequence of unprecedented dry season flood in Kopili river, the Bundh constructed at the approach channel for taking up planned repair and renovation works overtopped on the 26th March 2022 leading to uncontrollable ingress of water from the Kopili reservoir into Khanding HRT. The discharge gushes down the hill slopes and inundated the Khandong Power House (2 X 25 MW) and Kopili Stage II Power House (1 X 25 MW) causing damages to the Power Stations and its Plant & Machineries. The value of damaged assets assessed & recognised in books as on 31.03.2022 amounts to ₹1457.63 lakhs (Gross value ₹7871.89 lakhs & Accumulated depreciation ₹6414.26 lakhs) for the said generating stations, for which provision for an equivalent amount has been provided in books.

K. Segment Reporting

NEEPCO is in the business of only one product, i.e., generation and selling of electricity. All the projects of NEEPCO are located with the North East Region, i.e., within the same geographical location. NEEPCO has no reportable segment and accordingly, Ind AS 108 – Operating Segment to disclose information about segments is not applicable.

L. Disclosure as per Ind AS 116 'Leases

(I) Transition to Ind AS 116

The Company has applied the following practical expedients on initial application of Ind AS 116:

(i) Applied a single discount rate to a portfolio of leases of similar assets in similar economic environment with a similar end date.

(ii) Applied the exemption not to recognize right-of-use assets and liabilities for leases with less than 12 months of lease term on the date of initial application.

(iii) Excluded the initial direct costs, if any, from the measurement of the right-of-use asset at the date of initial application.

(iv) On transition to Ind AS 116, the weighted average incremental borrowing rate applied to lease liabilities recognised under Ind AS 116 is 8.69 %. For agreements relating to the FY 2021-22 the weighted average incremental borrowing rate is taken as 7.55 %.

(II) Company as Lessee

(i) The Company's significant leasing arrangements are in respect of the following assets:

(a) Premises for guest houses/ transit camps which are not non-cancellable and are usually renewable on mutually agreeable terms.

(b) The Company has taken electrical vehicles on operating lease for a period of five years, which can be further extended at mutually agreed terms. Lease rentals are subject to escalation of 10% per annum.

(c) The Company has taken certain vehicles (other than electrical) on lease for periods more than 12 months.

(III) The following are the carrying amounts of lease liabilities recognised and the movements during the period:

(₹ in lakhs)

Particulars	For the Year ended 31st March 2022	For the Year ended 31st March 2021
Opening Balance	790.45	978.75
- Additions in lease liabilities	807.03	425.48
- Interest cost during the year	130.13	134.18
- Payment of lease liabilities	715.78	747.96
Closing Balance	1,011.83	790.45
Current	573.64	522.66
Non Current	438.19	267.79

(IV) The following are the carrying amounts of "Right to use Leased Assets" as on 31.03.2022:

(₹ in lakhs)

Particulars	For the Year ended 31st March 2022	For the Year ended 31st March 2021
Opening Balance	726.30	934.67
- Additions in lease liabilities	807.03	425.48
- Amortization during the period	593.94	633.85
Closing Balance	939.39	726.30

(V) The following are the amounts recognised in profit or loss:

(₹ in lakhs)

Particulars	For the Year ended 31st March 2022	For the Year ended 31st March 2021
Depreciation expense for right-of-use assets	593.94	633.85
Interest expense on lease liabilities	130.13	134.18
Expense relating to short-term leases	-	-

(VI) Details of Contractual Maturities of Lease Liabilities are:

(₹ in lakhs)

Particulars	As at 31st March 2022	As at 31st March 2021
Less than one year	573.64	522.66
Between one and two years	295.29	194.48
Between two and three years	122.46	52.83
Between three and four years	16.56	14.96
Between four and five years	3.88	5.52
More than five years	-	-
Total	**1,011.83**	**790.45**

Note No. 40: Capital Management

The Company's capital management is intended to create value for shareholders by facilitating the meeting of long term and short term goals of the Company.

The Company determines the amount of capital required on the basis of annual business plan, coupled with long term and short term strategic investing plan. The funding requirements are met through equity, convertible and non- convertible debt securities, and other short term and long term borrowings. The Company's policy is aimed at combination of short term and long term borrowings.

The Company monitors the capital structure on the basis of net debt to equity ratio and maturity profile of the overall debt portfolio of the Company.

Note No. 41: Disclosure on Financial Instruments

This section gives an overview of the significance of financial instruments for the Company and provides additional information on balance sheet items that contain financial instruments.

The details of significant accounting policies, including the criteria for recognition, the basis of measurement and the basis on which income and expenses are recognized, in respect of each class of financial asset, financial liability and equity instrument are disclosed in note no.1 to the financial statements

Financial assets and liabilities

The following table presents the carrying amount and fair value of each category of financial assets & liabilities as at March 31, 2022 & March 31, 2021.

(₹ in lakhs)

As at March 31, 2022	Fair value through statement of profit & loss	Fair value through OCI	Derivative instruments in hedging relationship	Derivative instruments not in hedging relationship	Amortised Cost	Total Carrying Value	Total Fair Value
Financial assets							
Cash and bank balances					4,344.49	4,344.49	4,344.49
Other Bank Balances					1,009.06	1,009.06	1,009.06
Trade receivables					48,776.49	48,776.49	48,776.49
Loans					26.16	26.16	26.16
Other financial assets					35,806.83	35,806.83	35,806.83
Total					89,963.03	89,963.03	89,963.03
Financial liabilities							
Trade payables					22,156.98	22,156.98	22,156.98
Borrowings					718,899.93	718,899.93	718,899.93
Cash Credit/WCDL					24,300.00	24,300.00	24,300.00
Lease obligation					1,011.83	1,011.83	1,011.83
Payable for Capital expenditure					7,968.37	7,968.37	7,968.37
Other financial liabilities					9,234.48	9,234.48	9,234.48
Total					783,571.59	783,571.59	783,571.59

(₹ in lakhs)

As at March 31, 2021	Fair value through statement of profit & loss	Fair value through OCI	Derivative instruments in hedging relationship	Derivative instruments not in hedging relationship	Amortised Cost	Total Carrying Value	Total Fair Value
Financial assets							
Cash and bank balances					46.89	46.89	46.89
Other Bank Balances					171.24	171.24	171.24
Trade receivables					76,911.76	76,911.76	76,911.76
Loans					28.30	28.30	28.30
Other financial assets					18,844.62	18,844.62	18,844.62
Total					96,002.81	96,002.81	96,002.81
Financial liabilities							
Trade payables					8,583.31	8,583.31	8,583.31
Borrowings					755,433.34	755,433.34	755,433.34
Cash Credit/WCDL					36,774.67	36,774.67	36,774.67
Lease obligation					790.45	790.45	790.45
Payable for Capital expenditure					11,893.13	11,893.13	11,893.13
Other financial liabilities					8,212.86	8,212.86	8,212.86
Total					821,687.76	821,687.76	821,687.76

The following table provides an analysis of financial instruments that are measured subsequent to initial recognition at fair value, grouped into Level 1 to Level 3, as described below:

Quoted prices in an active market (Level 1): This level of hierarchy includes financial assets that are measured by reference to quoted prices (unadjusted) in active markets for identical assets or liabilities. This category consists of investment in quoted equity shares, quoted corporate debt instruments and mutual fund investments.

Valuation techniques with observable inputs (Level 2): This level of hierarchy includes financial assets and liabilities, measured using inputs other than quoted prices included within Level 1 that are observable for the asset or liability, either directly (i.e., as prices) or indirectly (i.e., derived from prices). This level of hierarchy includes Company's over-the-counter (OTC) derivative contracts.

Valuation techniques with significant unobservable inputs (Level 3): This level of hierarchy includes financial assets and liabilities measured using inputs that are not based on observable market data (unobservable inputs). Fair values are determined in whole or in part, using a valuation model based on assumptions that are neither supported by prices from observable current market transactions in the same instrument nor are they based on available market data. The main items in this category are investment in unquoted equity shares, measured at fair value.

(₹ in lakhs)

Particulars	As at March 31, 2022			
	Level 1	Level 2	Level 3	Total
Financial assets measured at fair value				
(i) Trade receivables	48,776.49	-	-	48,776.49
(ii) Cash and Bank Balances	5,353.55	-	-	5,353.55
(iii) Loans	26.16	-	-	26.16
(iv) others	35,806.83	-	-	35,806.83
Total financial assets measured at fair value	**89,963.03**	-	-	**89,963.03**
Financial liabilities measured at fair value				
(i) Borrowings	743,199.93	-	-	743,199.93
(ii) Trade & Other payables*	30,125.35	-	-	30,125.35
(iii) Other financial liabilities	10,246.31	-	-	10,246.31
Total financial liabilities measured at fair value	**783,571.59**			**783,571.59**

(₹ in lakhs)

Particulars	As at March 31, 2022			
	Level 1	Level 2	Level 3	Total
Financial assets measured at fair value				
(i) Trade receivables	76,911.76	-	-	76,911.76
(ii) Cash and Cash equivalents	218.13	-	-	218.13
(iii) Loans	28.30	-	-	28.30
(iv) others	18,844.62	-	-	18,844.62
Total financial assets measured at fair value	**96,002.81**	-	-	**96,002.81**
Financial liabilities measured at fair value				
(i) Borrowings	792,208.01	-	-	792,208.01
(ii) Trade & Other payables*	20,476.44	-	-	20,476.44
(iii) Other financial liabilities	9,003.31	-	-	9,003.31
Total financial liabilities measured at fair value	**821,687.76**			**821,687.76**

* Trade & Other payables includes trade payables & payables for capital expenditure

The short-term financial assets and liabilities are stated at amortized cost which is approximately equal to their fair value.

The fair value in respect of the unquoted equity investments cannot be reliably measured.

Management uses its best judgment in estimating the fair value of its financial instruments. However, there are inherent limitations in any estimation technique. Therefore, for substantially all financial instruments, the fair value estimates presented above are not necessarily indicative of all the amounts that the Company could have realized or paid in sale transactions as of respective dates. As such, the fair value of the financial instruments subsequent to the respective reporting dates may be different from the amounts reported at each year end

There have been no transfers between Level 1 and Level 2 for the years ended March 31, 2022 and March 31, 2021.

Transfer of financial assets

There have been no transfers of financial assets during the 2021-22.

Financial risk management

In the course of its business, the Company is exposed primarily to interest rates, liquidity and credit risk, which may adversely impact the fair value of its financial instruments.

The Company has a risk management policy which covers the risks associated with the financial assets and liabilities such as interest rate risks and credit risks. The risk management policy is approved by the Board of Directors. The risk management framework aims to:

Create a stable business planning environment by reducing the impact of currency and interest rate fluctuations on the Company's business plan.

Achieve greater predictability to earnings by determining the financial value of the expected earnings in advance.

Market Risk : - Market risk is the risk of any loss in future earnings, in realizable fair values or in future cash flows that may result from a change in the price of a financial instrument. The value of a financial instrument may change as a result of changes in the interest rates, foreign currency exchange rates, equity price fluctuations, liquidity and other market changes.

Future specific market movements cannot be normally predicted with reasonable accuracy.

Credit Risk :- Credit risk is the risk of financial loss arising from counterparty failure to repay or service debt according to the contractual terms or obligations. Credit risk encompasses both the direct risk of default and the risk of deterioration of creditworthiness as well as concentration risks.

Liquidity Risk: Liquidity risk refers to the risk that the Company cannot meet its financial obligations. The objective of liquidity risk management is to maintain sufficient liquidity and ensure that funds are available for use as per requirements.

The following table shows a maturity analysis of the anticipated cash flows including interest payable for the Company's non derivative financial liabilities on an undiscounted basis, which therefore differ from both carrying value and fair value.

(₹ in lakhs)

Particulars	As at March 31, 2022				
	Carrying amount	Contractual cash flows	Less than 1 year	Between 1 - 5 years	More than 5 years
Non- derivative financial liabilities					
Borrowings	743,199.93	743,199.93	121,646.59	390,169.95	231,383.39
Trade payables	30,125.35	30,125.35	21,466.10	690.88	-
Other financial liabilities	10,246.31	10,246.31	10,246.31	-	-
Total non- derivative financial liabilities	**783,571.59**	**783,571.59**	**153,359.00**	**390,860.83**	**231,383.39**
Derivative financial liabilities					

(₹ in lakhs)

Particulars	As at March 31, 2022				
	Carrying amount	Contractual cash flows	Less than 1 year	Between 1 - 5 years	More than 5 years
Non- derivative financial liabilities					
Borrowings	792,208.01	792,208.01	96,203.14	385,803.57	273,426.63
Trade payables	20,476.44	20,476.44	8,194.07	389.24	-
Other financial liabilities	9,003.31	9,003.31	22,429.11	522.66	-
Total non- derivative financial liabilities	821,687.76	821,687.76	126,826.32	386,715.47	273,426.63
Derivative financial liabilities					

The cost of unquoted investments approximate the fair value because there is a wide range possible fair value measurements and the cost represents estimate of fair value within that range.

Note No. 42: Operating Segment

a. Electricity generation is the principal activity of the Corporation. Other operation like interest income does not form a reportable segment as per the Accounting Standard 108.

b. The Corporation has power projects located within the country and therefore geographical segments are inapplicable.

Note No. 43: Financial Risk Management

(i) Exposure to Credit Risk

The carrying amount of financial assets represents the maximum credit exposure. The maximum exposure to credit risk at the reporting date was :

(₹ in lakhs)

Particulars	As at 31st March, 2022	As at 31st March, 2021
Financial assets for which loss allowance is measured using 12 months Expected Credit Losses (ECL)		
Non-current investments		
Non-current loans	26.16	28.30
Other non-current financial assets	-	-
Cash and cash equivalents	4,344.49	46.89
Bank balances other than cash and cash equivalents	1,009.06	171.24
Current loans	1,429.36	63.83
Other current financial assets*	4,820.53	1,607.48
Total (A)	**11,629.60**	**1,917.74**
Financial assets for which loss allowance is measured using life-time Expected Credit Losses (ECL) as per simplified approach		
Trade receivables	48,776.49	76,911.76
Contract Assets	29,556.94	36,374.34
Total (B)	**78,333.43**	**113,286.10**
Total (A+B)	**89,963.03**	**115,203.84**

* Excluding Contract Assets (Refer Note 13)

STANDALONE FINANCIAL STATEMENTS

(ii) **Provision for expected credit losses**

(a) **Financial assets for which loss allowance is measured using 12 month expected credit losses**

The Company has assets where the counter-parties have sufficient capacity to meet the obligations and where the risk of default is very low. Accordingly, no loss allowance for impairment has been recognised.

(b) **Financial assets for which loss allowance is measured using life-time expected credit losses as per simplified approach**

The Company has customers (State government utilities) with capacity to meet the obligations and therefore the risk of default is negligible or nil. Further, management believes that the unimpaired amounts that are past due by more than default is negligible or nil. Further, management believes that the unimpaired amounts that are past due by more than 30 days are still collectible in full, based on historical payment behaviour and extensive analysis of customer credit risk. Hence, no impairment loss has been recognised during the reporting periods in respect of trade receivables and unbilled revenue.

(iii) **Ageing analysis of trade receivables**

(₹ in lakhs)

Ageing	Not due	0 - 30 days past due	31-60 days past due	61-90 days past due	91-120 days past due	More than 120 days past due	Total
Gross carrying amount as on 31st March 2022	33,536.25	3,466.93	-	-	-	11,773.31	48,776.49
Gross carrying amount as on 31st March 2021	44,406.95	1,850.79	2,147.59	2,097.57	221.17	26,187.69	76,911.76

Liquidity Risks

Liquidity risk is the risk that the Company will encounter difficulty in meeting the obligations associated with its financial liabilities that are settled by delivering cash or another financial asset. The Company's approach to managing liquidity is to ensure, as far as possible, that it will always have sufficient liquidity to meet its liabilities when due, under both normal and stressed conditions, without incurring unacceptable losses or risking damage to the Company's reputation.

The Company has an appropriate liquidity risk management framework for the management of short, medium and long term funding and liquidity management requirements. The Company manages liquidity risk by maintaining adequate cash reserves, banking facilities and reserve borrowing facilities by continuously monitoring forecast and actual cash flows and matching the maturity profiles of financial assets and liabilities.

The Company's Treasury department is responsible for managing the short-term and long-term liquidity requirements of the Company. Short-term liquidity situation is reviewed daily by the Treasury department. The Board of directors has established policies to manage liquidity risk and the Company's Treasury department operates in line with such policies. Any breaches of these policies are reported to the Board of Directors. Long-term liquidity position is reviewed on a regular basis by the Board of Directors and appropriate decisions are taken according to the situation.

Typically, the Company ensures that it has sufficient cash on demand to meet expected operational expenses for a month, including the servicing of financial obligations, this excludes the potential impact of extreme circumstances that cannot reasonably be predicted, such as natural disasters

As part of the CERC Regulations, tariff inter-alia includes recovery of capital cost. The tariff regulations also provide for recovery of energy charges, operations and maintenance expenses and interest on normative working capital requirements. Since billing to the customers are generally on a monthly basis, the Company maintains sufficient liquidity to service financial obligations and to meet its operational requirements.

(i) Financing arrangements

The Company had access to the following undrawn borrowing facilities at the end of the reporting period:

(₹ in lakhs)

Particulars	As at 31st March, 2022	As at 31st March, 2021
Fixed-rate borrowings		
Foreign currency loans	-	-
Floating-rate borrowings		
Cash credit /WCDL	19,500.00	65,925.33
Term loans	65,000.00	45,000.00
Foreign currency loans	-	-
Total	**84,500.00**	**110,925.33**

(ii) Maturities of financial liabilities

The following are the contractual maturities of derivative and non-derivative financial liabilities, based on contractual cash flows:

31st March 2022

(₹ in lakhs)

Contractual maturities of financial liabilities	Contractual cash flows					
	3 months or less	3-12 months	1-2 years	2-5 years	More than 5 years	Total
Non-derivative financial liabilities						
Secured bonds	2,400.00	63,450.00	62,000.00	195,000.00	132,000.00	454,850.00
Unsecured bonds	-	-	-	-	20,000.00	20,000.00
Rupee term loans from banks	3,125.00	14,375.00	22,500.00	80,000.00	37,500.00	157,500.00
Rupee term loans from others	-	-	-	-	29,196.42	29,196.42
Finance lease obligations	135.14	438.50	295.29	142.90	-	1,011.83
Secured Foreign currency loans	1,943.69	5,831.08	5,834.11	-	-	13,608.88
Unsecured foreign currency loans from banks and financial institutions	-	-	-	-	-	-
Unsecured foreign currency loans (guaranteed by GOI)	3,104.48	3,104.48	6,208.96	18,626.87	12,699.83	43,744.62
Cash credit /WCDL	24,300.00	-	-	-	-	24,300.00

31st March 2021

(₹ in lakhs)

Contractual maturities of financial liabilities	Contractual cash flows					
	3 months or less	3-12 months	1-2 years	2-5 years	More than 5 years	Total
Non-derivative financial liabilities						
Secured bonds	2,400.00	67,450.00	65,850.00	204,000.00	185,000.00	524,700.00
Rupee term loans from banks	3,125.00	9,375.00	17,500.00	60,000.00	40,000.00	130,000.00
Rupee term loans from others	-	-	-	-	29,196.00	29,196.00
Finance lease obligations	120.75	401.91	194.48	73.31	-	790.45
Secured Foreign currency loans	1,885.00	5,653.00	7,539.00	5,657.00	-	20,734.00
Unsecured foreign currency loans from banks and financial institutions	-	-	-	-	-	-
Unsecured foreign currency loans (guaranteed by GOI)	2,296.00	4,019.00	6,315.00	18,943.00	19,230.00	50,803.00
Cash credit /WCDL	44,074.67	-	-	-	-	44,074.67

Market risk

Market risk is the risk that changes in market prices, such as foreign exchange rates and interest rates will affect the Company's income. The objective of market risk management is to manage and control market risk exposures within acceptable parameters, while optimising the return.

The Board of Directors is responsible for setting up of policies and procedures to manage market risks of the Company. All such transactions are carried out within the guidelines set by the risk management committee.

Currency risk

The Company is exposed to foreign currency risk on certain transactions that are denominated in a currency other than entity's functional currency, hence exposure to exchange rate fluctuations arises. The risk is that the functional currency value of cash flows will vary as a result of movements in exchange rates.

The currency profile of financial assets and financial liabilities as at 31 March 2022 and 31 March 2021 are as below:

31st March 2022

(₹ in lakhs)

Particulars	USD	Others	Total
Financial Assets			
Trade other receivables	-	-	-
Cash and Cash equivalent	-	-	-
Other Financial Assets	-	-	-
Total			
Financial Liabilities			
Secured Foreign Currency loans	13,608.89		13,608.89
Unsecured Foreign Curreny loans from banks & financial institution		43,744.62	43,744.62
Trade payables & other financial liabilities			-
Total	**13,608.89**	**43,744.62**	**57,353.51**

31st March 2021

(₹ in lakhs)

Particulars	USD	Others	Total
Financial Assets			
Trade other receivables	-	-	-
Cash and Cash equivalent	-	-	-
Other Financial Assets	-	-	-
Total	-	-	-
Financial Liabilities			
Secured Foreign Currency loans	20,734.21	-	20,734.21
Unsecured Foreign Curreny loans from banks & financial institution		50,802.71	50,802.71
Trade payables & other financial liabilities	-	-	-
Total	**20,734.21**	**50,802.71**	**71,536.92**

Out of the above, no amount is hedged by derivative instruments. In respect of the balance exposure, gain/(loss) on account of exchange rate variations on all foreign currency loans and foreign currency monetary items (up to COD) is recoverable from beneficiaries. Therefore, currency risk in respect of such exposure would not be very significant.

Sensitivity analysis

Since the impact of strengthening or weakening of INR against USD, Euro, JPY and other currencies on the statement of profit and loss would not be very significant; therefore, sensitivity analysis for currency risk is not disclosed.

Interest Rate risk

The Group is exposed to interest rate risk arising mainly from non-current borrowings with floating interest rates. The Group is exposed to interest rate risk because the cash flows associated with floating rate borrowings will fluctuate with changes in interest rates. The Group manages the interest rate risks by entering into different kinds of loan arrangements with varied terms (e.g. fixed rate loans, floating rate loans, rupee term loans, foreign currency loans, etc.).

At the reporting date the interest rate profile of the Group's interest-bearing financial instruments is as follows:

(₹ in lakhs)

Particulars	As at 31st March, 2022	As at 31st March, 2021
Financial Assets		
Fixed Rate Instruments		
Bank Deposits	1,009.06	171.24
Total	1,009.06	171.24
Financial Liabilities		
Fixed Rate Instruments		
Bonds	481,105.48	531,106.40
Foreign currency loans	44,170.86	51,252.61
Rupee term loan	29,124.10	29,125.00
Lease obligations	1,011.83	790.45
	555,412.27	**612,274.46**
Variable-rate instruments		
Foreign currency loans	13,620.09	20,747.76
Rupee term loan	157,716.01	160,753.97
Cash Credit	-	6,174.67
	171,336.10	187,676.40
Total	**726,748.37**	**799,950.86**

Fair value sensitivity analysis for fixed-rate instruments

The Company's fixed rate instruments are carried at amortised cost. They are therefore not subject to interest rate risk, since neither the carrying amount nor the future cash flows will fluctuate because of a change in market interest rates.

Cash flow sensitivity analysis for variable-rate instruments

A change of 50 basis points in interest rates at the reporting date would have increased (decreased) profit or loss by the amounts shown below. This analysis assumes that all other variables, in particular foreign currency rates, remain constant. The analysis is performed on the same basis for the previous year.

(₹ in lakhs)

Particulars	Profit or loss	
	50 bp increase	50 bp decrease
31-Mar-22		
Foreign currency loans	(274.27)	274.27
Rupee term loans	(3,359.85)	3,359.85
Cash credit/WCDL	(7.90)	7.90
Total	**(3,642.02)**	**3,642.02**
31-Mar-21		
Foreign currency loans	(403.94)	403.94
Rupee term loans	(3,403.69)	3,403.69
Cash credit/WCDL	(19.26)	19.26
Total	**(3,826.89)**	**3,826.89**

Note No. 44: Fair value of financial assets and liabilities measured at amortised cost

(₹ in lakhs)

Particulars	Level	As at 31st March 2022		As at 31st March 2021	
		Carrying Value	Fair value	Carrying Value	Fair value
Financial assets					
Loans	3	26.16	26.16	28.30	28.30
Trade receivables	3	48,776.49	48,776.49	76,911.76	76,911.76
Cash and cash equivalents	3	4,344.49	4,344.49	46.89	46.89
Bank balances other than cash and cash equivalents	3	1,009.06	1,009.06	171.24	171.24
Other financial assets	3	35,806.83	35,806.83	18,844.62	18,844.62
Financial liabilities					
Bonds	3	481,105.48	506,164.96	531,106.40	560,747.69
Foreign currency loans - KFW	3	44,170.86	46,824.99	51,252.61	55,931.33
Foreign currency loans - ECB	3	13,620.09	13,620.09	20,747.76	20,747.76
Rupee term loans	3	157,716.01	157,716.01	130,130.89	130,130.89
Government Subordinate Loan	3	29,124.10	9,163.57	29,125.00	8,446.15
Lease obligations	3	1,011.83	1,011.83	790.45	790.45
Borrowings - current	3	24,312.43	24,312.43	36,797.75	36,797.75
Trade payables and payable for capital expenditure	3	22,156.98	22,156.98	8,583.31	8,583.31
Other financial liabilities	3	10,173.49	10,173.49	12,887.43	12,887.43

The carrying amounts of current trade receivables, current trade payables, payable for capital expenditure, investment in subsidiary and joint venture companies, cash and cash equivalents and other financial assets and liabilities are considered to be the same as their fair values, due to their short-term nature.

The fair values for loans, borrowings, non-current trade payables and payable for capital expenditure were calculated based on cash flows discounted using a current discount rate. They are classified at respective levels based on availability of quoted prices and inclusion of observable/non observable inputs.

Note No. 45: Disclosure as per Ind AS 115, ' Revenue from Contracts with Customers'

Nature of goods and services

The revenue of the Company comprises of income from energy sales, sale of energy through trading and other services. The following is a description of the principal activities:

(a) Revenue from energy sales

The major revenue of the Company comes from energy sales. The Company sells electricity to bulk customers, mainly electricity utilities owned by State Governments Discoms operating in States. Sale of electricity is generally made pursuant to long-term Power Purchase Agreements (PPAs) entered into with the beneficiaries. Further, the Company sell electrcity through Power Exchanges available with them under "Merchant Power".

Below are the details of nature, timing of satisfaction of performance obligations and significant payment terms under contracts for energy sales:

Product/ Service	Nature, timing of satisfaction of performance obligations and significant payment terms
Energy sales	The Company recognises revenue from contracts for energy sales over time as the customers simultaneously receive and consume the benefits provided by the Company. The tariff for computing revenue from energy sales is determined in terms of CERC Regulations as notified from time to time. Sale of Power is accounted for based on tariff approved by the Central Electricity Regulatory Commission (CERC). In case of power stations where final tariff is yet to be approved by CERC, the sale of energy is provided for on the basis of provisional rate considering the Annual Fixed Cost submitted before the CERC through Tariff Petition as per the principles enunciated in the Central Electricity Regulatory Commission (Terms & Conditions of Tariff) Regulations 2019. For projects for which neither CERC approved tariff is available nor petition pending with the CERC, sale of energy is accounted for on the basis of tariff as agreed by the beneficiaries. The amounts are billed on a monthly basis and are payable within contractually agreed credit period.

STANDALONE FINANCIAL STATEMENTS

(b) Revenue from energy trading, consultancy and other services

Sale of Energy through trading

Below are the details of nature, timing of satisfaction of performance obligations and significant payment terms under contracts for sale of energy through trading:

Product/ Service	Nature, timing of satisfaction of performance obligations and significant payment terms
Sale of energy through trading	The Company recognises revenue from contracts for sale of energy through trading over time as the customers simultaneously receive and consume the benefits provided by the Company. The tariff for computing revenue from sale of energy through trading is determined as per the terms of the agreements. The amounts are billed as per periodicity specified in the Contract and are payable within contractually agreed credit period.

II. Disaggregation of revenue

In the following table, revenue is disaggregated by type of product and services, geographical market and timing of revenue recognition:

(₹ in lakhs)

Particulars	Generation of energy		Others		Total	
	For the year ended		For the year ended		For the year ended	
	31 March 2022	31 March 2021	31 March 2022	31 March 2021	31 March 2022	31 March 2021
Geographical markets						
India	306,075.81	219,712.47	3,415.45	7,144.67	309,491.26	226,857.14
Others						-
	306,075.81	219,712.47	3,415.45	7,144.67	309,491.26	226,857.14
Timing of revenue recognition						
Products and services transferred over time	306,075.81	219,712.47	3,415.45	7,144.67	309,491.26	226,857.14
	306,075.81	219,712.47	3,415.45	7,144.67	309,491.26	226,857.14

III. Reconciliation of revenue recognised with contract price:

Particulars	For the year ended 31 March 2022	For the year ended 31 March 2021
Contract price	311,286.91	227,705.78
Adjustments for:		
Rebates	(1795.65)	(848.64)
Revenue recognised	309,491.26	226,857.14

IV. Contract balances

The following table provides information about trade receivables, unbilled revenue and advances from customers / payable to beneficiaries:

Particulars	As at March 31, 2022		As at 31 March 2021	
	Current	Non-current	Current	Non-current
Trade receivables	**48,776.49**	-	**76,911.76**	-
Contract Assets	29,556.94	-	17,173.31	-
Advances from customers / payable to beneficiaries	1,342.73	-	2,275.00	-

Note No. 46: Corporate Social Responsibility (CSR)

As per Section 135 of the Companies Act, 2013 read with guidelines issued by Department of Public Enterprises, GOI, the Company is required to spend, in every financial year, at least two per cent of the average net profits of the Company made during the three immediately preceding financial years in accordance with its CSR Policy. The details of CSR expenses for the year are as under:

(₹ in lakhs)

	Particulars	FY 2021-22	FY 2020-21
(i)	Amount required to be spent by the Company during the year	545.98	1,358.55
(ii)	Amount of expenditure incurred #	556.66	1,358.55
(iii)	Shortfall at the end of the year	Nil	Nil
(iv)	Total of previous years shortfall	Nil	Nil
(v)	Reason for shortfall	Not applicable	Not applicable
(vi)	Nature of CSR activities		
	(a) Construction/acquisition of any asset	337.00	921.70
	(b) On purposes other than (a) above	219.66	436.85
(vii)	Details of related party transactions, e.g., contribution to a trust controlled by the Company in relation to CSR expenditure as per relevant Accounting Standard	Nil	Nil

(viii) Movement in CSR liability *(₹ in lakhs)*

Particulars	For the year ended 31 March 2022	For the year ended 31 March 2021
Opening Balance CSR Liability (A)	544.72	-
Paid / adjusted during the year (B)	460.06929	-
Addition during the year (C)	456.02167	544.72
Closing balance as at the year end (D=A-B+C) ##	540.67238	544.72

(ix) Break up CSR expenses under major heads: *(₹ in lakhs)*

	Particulars	FY 2021-22	FY 2020-21
1.	Eradicating Hunger and Proverty, Health Care and Sanitation	196.35	876.81
2.	Education and Skill Development	172.63	250.57
3.	Sports	-	1.02
4.	Rural Development	187.68	230.15
	Total	**556.66**	**1,358.55**

For the FY 2021-22 : ₹ 556.66 lakhs includes expenditure incurred over sanction (for AGBPS) ₹ 10.68 lakhs, "CSR Ongoing projects" amounting to ₹ 452.64 lakhs and "CSR unspent" amounting to ₹ 3.38 lakhs. For the FY 2020-21: ₹ 1358.55 lakhs includes "CSR Ongoing Projects" ₹ 544.72 lakhs.

Balance under "CSR Onging Project" : ₹ 525.22 lakhs and balance under CSR Unspent ₹ 15.45 lakhs

Note No. 47: Disclosure on Inventories

(a) Amount of inventories consumed and recognised as expense during the year is as under *(₹ in lakhs)*

Particulars	For the year ended 31 March 2022	For the year ended 31 March 2021
Fuel Cost	57,354.86	43,645.89
Others (included in Note 33 - Other expenses)*	3,827.22	3,107.30
Total	61,182.08	46,753.19

* includes imported material consumed during the year ended 31st March 2022 amounts to ₹212.25 lakhs (Previous year ₹ 126.76 lakhs)

Note No. 48: Income Tax related disclosures

(i) Disclosure as per Ind AS 12 "Income Tax"

(a) Income Tax Expense

i) Income tax recognised in the statement of Profit & Loss

(₹ in lakhs)

Particulars	For the year ended 31 March 2022	For the year ended 31 March 2021
Current Tax expense		
Current year	5,676.88	559.65
Taxes for earlier years	-	604.77
Pertaining to regulatory deferral account balances (A)	1,619.88	1,020.78
Total current tax expense (B)	7,296.76	2,185.20
Deferred tax expense		
Origination and reversal of temporary differences (C)	14,819.16	2,115.15
Less : MAT credit entitlement		
Income Tax Expense (D= B+C-A)	20,496.04	3,279.57
Pertaining to regulatory deferral account balances	1,619.88	1,020.78
Total tax expense including tax on movement in regulatory deferral account	22,115.92	4,300.35

(ii) Income tax recognised in other comprehensive income

(₹ in lakhs)

Particulars	For the year ended					
	31st March 2022			31st March 2021		
	Before Tax	Tax Expense	Net of Tax	Before Tax	Tax Expense	Net of Tax
Net actuarial loss on defined benefit plans	(1582.69)	(276.53)	(1306.16)	(1258.15)	(439.70)	(818.45)

(iii) Reconcilliation of tax expense and the accounting profit multiplied by India's domestic tax rate

(₹ in lakhs)

Particulars	For the year ended 31st March 2022	For the year ended 31st March 2021
Profit before tax including movement in regulatory deferral account balances	43,345.29	9,090.50
Tax using the Company's domestic rate of 17.472% (31st March 2022 -34.944%)	7,573.29	1,588.29
Tax effect of :		
Non deductible tax expense	(276.53)	(7.86)
Tax free income	-	-
Deferred Tax Expense	14,819.16	2,115.15
Previous year Tax liability	-	604.77
Minimum alternate tax adjustments		
Total tax expense recognised in the statement of profit & Loss	**22,115.92**	**4,300.35**

Note No. 49: Confirmation of Balances

Balances shown under Capital advances to Contractors, Trade Payable and material in transit/with contractor/issued on loan, Trade receivables, Accounts receivable are subject to confirmation/reconciliation and consequential adjustment, if any.

Note No. 50: Impairment loss

Property Plant and Equipment has been tested for impairment where indicators of impairment existed. Based on the assessment, the Company do not recognize any impairment impact during the previous year and also during the year ended March 31, 2022.

Note No. 51: Previous year figures

The previous year figures have been regrouped, re-casted and re-arranged wherever possibile and considered necessary.

In terms of our report of even Date
For **L K Kejriwal & Co**
Chartered Accountants
F.R.N.001368C

For and on behalf of the Board of Directors

Date: 14.05.2022 Place: Guwahati	**A. P. Rong** Company Secretary	**B. Maharana** Director (Finance)-cum-CFO DIN: 09263864	**Vinod Kumar Singh** Chairman & Managing Director DIN: 07471291	**Rakesh Sanganeria** Partner Membership No. 073232

ANNEXURE - 6B

L.K.KEJRIWAL & CO

CHARTERED ACCOUNTANT

Independent Auditors'Report

To

To the Member of North Eastern Electric Power Corporation Limited

Report on the Audit of the Consolidated Financial Statements

Opinion

We have audited the accompanying Consolidated Financial Statements of North Eastern Electric Power Corporation Limited ('the Venturer Company') and its jointly controlled entity (collectively referred to as 'the Company'), which comprise the Consolidated Balance Sheet as at 31st March2022, the Consolidated Statement of Profit and Loss (including Other Comprehensive Income), the Consolidated Statement of Cash Flows and the Consolidated Statement of Changes in Equity for the year then ended, and notes to the Consolidated Financial Statements, including a summary of significant accounting policies and other explanatory information (herein after referred to as' Consolidated Financial Statements').

In our opinion and to the best of our information and according to the explanation given to us and due consideration of unaudited Financial Statement of the joint venture entity referred to below in the 'Other Matters' paragraph, the aforesaid Consolidated Financial Statements give the information required by the Companies Act 2013 ('the Act ')in the manners o required and give a true and fair view in conformity with the accounting principles generally accepted in India, of the Consolidated state of affairs (financial position) of the Company as at 31st March2022, and its Consolidated profit (financial performance including other comprehensive income), its Consolidated cash flows and the Consolidated changes inequity for the year ended on that date.

Basis for Opinion

We conducted our audit in accordance with the Standards on Auditing (SAs) specified under section 143(10) of the Companies Act, 2013. Our responsibilities under those Standards are further described in the Auditors' Responsibilities for the Audit of the Consolidated Financial Statements section of our report. We are independent of the Company in accordance with the Code of Ethics issued by the Institute of Chartered Accountants of India together with the ethical requirements that are relevant to our audit of the Consolidated financial statements under the provisions of the Companies Act, 2013 and the Rules there under, and we have fulfilled our other ethical responsibilities in accordance with these requirements and the Code of Ethics. We believe that the audit evidence we have obtained is sufficient and appropriate to provide a basis for our opinion.

Emphasis of Matter

We draw attention to the following matters in the Notes to the Consolidated Financial Statements:

1. Note No.2(vi) regarding Capitalisation of ₹12442.72 lakhs being Capacity Charges on Transmission assets including interest thereon billed by PGCIL for earlier years.
2. Note No. 27(b) read with Significant Accounting Policy 17.1(a)(ii) regarding Sale of energy includes ₹ 10279.34 lakhs being the revenue for the year recognized on the basis of provisional rate.
3. Note No. 28(iii) read with Note No. 13(i) regarding recognition of Delayed Payment Surcharge of ₹3636.25 lakhs on disputed Trade Receivable from TSECL.

Our opinion is not modified in respect of these matters.

Key Audit Matters

Key audit matters are those matters that, in our professional judgment, were of most significance in our audit of the Consolidated Financial Statements of the current period. These matters were addressed in the context of our audit of the Consolidated financial statements as a whole, and in forming our opinion thereon, and we do not provide a separate opinion on these matters.

We have determined the matters described below as the key audit matters to be communicated in our report. The below mentioned Key Audit Matters have been reproduced from the Independent Auditors' Report on the audit of Standalone Financial Statements of the venturer company.

Sl. No	Key Audit Matter	Addressing the Key Audit Matter
1	**Recognition and Measurement of Revenue from sale of energy** The Company records revenue from sale of energy based on tariff approved by the Central Electricity Regulatory Commission (CERC) and where final tariff is yet to be approved by CERC, provisional sale is recognized on the basis of provisional rate considering the Annual Fixed Cost submitted before the CERC through tariff petition. Where neither approved tariff is available nor petition is pending with the CERC, sale of energy is accounted for on the basis of tariff as agreed by the beneficiaries. (Refer note no. 27 read with significant accounting policy no. 17.1(a).)	**Our Audit Procedure:** We have obtained an understanding of the CERC tariff regulations, orders, circulars, guidelines and the company's internal circulars and procedures in respect of recognition and measurement of revenue from sale of energy comprising of capacity and energy charges and adopted the following Audit Procedures: - Evaluated and tested the effectiveness of the company's design of internal controls relating to recognition and measurement of revenue from sale of energy. - Verified the accounting of revenue from sale of energy as well as accounting of provisional revenue from sale of energy based on provisional tariff computed as per the principles adopted by the Company.
2	**Impairment Assessment of carrying value of Property, Plant & Equipment (PPE)** The Company has a material operational asset base (PPE) relating to generation of electricity and is one of the components for determining the tariff as per the CERC Tariff Regulations, which may be vulnerable to impairment. Carrying value of PPE requires impairment assessment based on the future expected cash flows associated with the Power Plants (Cash Generating Units), (Refer Note No.50 read with the Significant Accounting Policy No.5)	**Our Audit Procedure:** We have adopted the following Audit Procedure: - Read the Company's Accounting Policies with respect to impairment in accordance with Ind AS 36 "Impairment of Assets". - Performed test of controls over key financial controls related to accounting, valuation and recoverability of assets through inspection of evidence. - Performed substantive audit procedures including : i) Obtained the management's impairment assessment ii) Evaluated the key assumptions including projected generation, fuel prices, exchange rate, energy prices, post power purchase agreement period and weighted average cost of capital by comparing them with prior years and external data, where available. iii) Obtained and evaluated the sensitivity analysis. - Reliance has been placed on management projections for completion timeline, volume of generation and resultant revenue based on expected tariff there against.

Sl. No	Key Audit Matter	Addressing the Key Audit Matter
3	**Contingent Liability** There are number of litigations/claims against the company pending before various forums. Claims made against the company are significant and the management's judgment is required for estimating the amount involved and their proper disclosure. Disclosure of the same involves a significant degree of Management's judgment in interpreting the cases and assessment of the probability of occurrence of the liability which may be subject to Management bias. (Refer note no. 36 to the Consolidated Financial Statement.)	**Our Audit Procedure:** We have obtained the details of cases/disputes/claims pending before various courts/Arbitration/Quasi-Judicial Forums etc. as on 31.03.2022 from the Management along with the latest status and management's assessment for the same. We have also obtained the Company's Accounting Policy in this regard and their disclosure in notes to the Standalone financial statements for the same. We understood and tested the design and operating effectiveness of control as established by the Management for obtaining all relevant information for pending litigation/cases. We discussed with Management regarding their basis of assessment and any material development thereto and also possible outcomes of the claims/disputes.

Information Other than the Consolidated Financial Statements and Auditors Report thereon

The Company's Board of Directors is responsible for the preparation of the other information. The other information comprises the information included in the Management Discussion and Analysis Report, Director's Report including Director's Responsibility Statement and Report of Corporate Governance, but does not include the Consolidated financial statements and our auditors' report thereon. The Other Information as stated above is expected to be made available to us after the date of this Auditors' Report.

Our opinion on the Consolidated financial statements does not cover the other information and we do not and will not express any form of assurance conclusion thereon.

In connection with our audit of the Consolidated financial statements, our responsibility is to read the other information identified above when it becomes available and, in doing so, consider whether the other information is materially in consistent with the Consolidated financial statements or our knowledge obtained during audit otherwise appears to be materially misstated.

When we read the Other Information as stated above and if we conclude that there is a material misstatement therein, we are required to communicate the matter those charged with governance and describe necessary actions required as per applicable laws and regulations.

Responsibilities of Management and Those Charged with Governance for the Consolidated Financial Statements

The Company's Board of Directors is responsible for the matters stated in Section 134(5) of the Companies Act, 2013 ('the Act') with respect to the preparation of these Consolidated Financial Statements that give a true and fair view of the Consolidated financial position, Consolidated financial performance including other comprehensive income, Consolidated cash flows and Consolidated changes in equity of the Company in accordance with the accounting principles generally accepted in India, including the Indian Accounting Standards (Ind AS) specified under Section133 of the Act, read with relevant rules issued there under and as per the Electricity Act,2003 and relevant Central Electricity Regulatory Commission(CERC) regulation and other recognized accounting practices and policies.

This responsibility also includes maintenance of adequate accounting records in accordance with the provisions of the Act for safeguarding the assets of the Company and for preventing and detecting frauds and other irregularities; selection and

application of appropriate accounting policies; making judgments and estimates that are reasonable and prudent; and design, implementation and maintenance of adequate internal financial controls, that were operating effectively for ensuring the accuracy and completeness of the accounting records, relevant to the preparation and presentation of the Consolidated Financial Statements that give a true and fair view and are free from material misstatement ,whether due to fraud or error which have been used for the purpose of preparation of the Consolidated Financial Statements by the Directors of the Company, as aforesaid.

In preparing the Consolidated Financial Statements, the respective Board of Directors of the venturer Company and its jointly controlled entity are responsible for assessing the Company's ability to continue as a going concern, disclosing, as applicable, matters related to going concern and using the going concern basis of accounting unless the Board of Directors either intends to liquidate the Company or to cease operations, or has no realistic alternative but to do so.

The respective Board of Directors are also responsible for overseeing the financial reporting process of the venturer Company and of its jointly controlled entity.

Auditors Responsibility for the Audit of the Consolidated Financial Statements

Our objectives are to obtain reasonable assurance about whether the Consolidated financial statements as a whole are free from material misstatement, whether due to fraud or error, and to issue an auditors' report that includes our opinion. Reasonable assurance is a high level of assurance ,but is not a guarantee that an audit conducted in accordance with Standard on Auditing (SAs) will always detect a material misstatement when it exists. Misstatements can arise from fraud or error and are considered material if, individually or in the aggregate, they could reasonably be expected to influence the economic decisions of users taken on the basis of these Consolidated financial statements.

As part of an audit in accordance with SAs, we exercise professional judgment and maintain professional skepticism throughout the audit. We also:

- Identify and assess the risks of material misstatement of the Consolidated financial statements, whether due to fraud or error, design and perform audit procedures responsive to those risks, and obtain audit evidence that is sufficient and appropriate to provide a basis for our opinion. The risk of not detecting a material misstatement resulting from fraud is higher than for one resulting from error, as fraud may involve collusion, forgery, intentional omissions, misrepresentations, or the override internal control;
- Obtain an understanding of internal control relevant to the audit in order to design audit procedures that are appropriate in the circumstances. Under section 143(3)(i) of the Act, we are also responsible for expressing our opinion on whether the Company has adequate internal financial controls system with reference to financial statements in place and the operating effectiveness of such controls;
- Evaluate the appropriateness of accounting policies used and the reasonableness of accounting estimates and related disclosures made by management;
- Conclude on the appropriateness of management's use of the going concern basis of accounting and, based on the audit evidence obtained, whether a material uncertainty exists related to events or conditions that may cast significant doubt on the Company's ability to continue as a going concern. If we conclude that a material uncertainty exists, we are required to draw attention in our auditors' report to the related disclosures in the Consolidated financial statements or, if such disclosures are inadequate, to modify our opinion. Our conclusions are based on the audit evidence obtained up to the date of our auditors' report. However, future events or conditions may cause the Company to cease to continue as a going concern; and
- Evaluate the overall presentation, structure and content of the Consolidated financial statements, including the disclosures and whether the Consolidated financial statements represent the under lying transactions and events in a manner that achieves fair presentation.
- Materiality is the magnitude of misstatements in the Consolidated financial statements that, individually or in aggregate, makes it probable that the economic decisions of a reasonably knowledgeable user of the Consolidated financial statements may be influenced. We consider quantitative materiality and qualitative factors in (i) planning the scope of

our audit work and in evaluating the results of our work; and(ii) to evaluate the effect of any identified misstatements in the Consolidated financial statements.

- Obtain sufficient appropriate Audit evidence regarding the financial information of the business activities of the venturer company and its joint venture to express an opinion on the Consolidated Financial Statements. We are responsible for the direction, supervision and performance of the audit of the Financial Statements of only such business activities included in the Consolidated Financial Statements of which we are the independent Auditors. For the business activities included in the Consolidated Financial Statements, which have not been audited, their directors remain responsible for the direction, supervision and performance of it. We remain solely responsible for our audit opinion.

We communicate with those charged with governance regarding, among other matters, the planned scope and timing of the audit and significant audit findings, including any significant efficiencies in internal control that we identify during our audit.

We also provide those charged with governance with a statement that we have complied with relevant ethical requirements regarding independence, and to communicate with them all relationships and other matters that may reasonably be thought to bear on our independence, and where applicable, related safeguards.

From the matters communicated with those charged with governance, we determine those matters that were of most significance in the audit of the Consolidated financial statements of the current period and are therefore the key audit matters. We describe these matters in our auditors' report unless law or regulation precludes public disclosure about the matter or when, in extremely rare circumstances, we determine that a matter should not be communicated in our report because the adverse consequences of doing so would reasonably be expected to outweigh the public interest benefits of such communication.

Others Matters

We did not audit the Financial Statements of the jointly controlled entity. The unaudited and unsigned Financial Statement of jointly controlled entity has been furnished to us by the Management of the venturer company. The Consolidated Financial Statements reflect investments carried at ₹445.00 Lakhs in the Consolidated Balance Sheet as at March 31, 2022 and share of loss of joint venture at ₹0.99 Lakhs on the Consolidated Profit & Loss, based on such unaudited and unsigned Financial Statements of such joint venture as at 31st March, 2022, accounted for under the Equity method. Our opinion on the Consolidated Financial Statements, in so far as it relates to the amounts and disclosure included in respect of the jointly controlled entity, and our report in terms of section 143(3) and 143(11) of the Act, in so far as it relates to the aforesaid jointly controlled entity, is based solely on such unaudited and unsigned Financial Statements.

Our opinion on the Consolidated Financial Statements and our report on other Legal and Regulatory Requirements below, is not modified in respect of the above matters with respect to our reliance on the unaudited and unsigned Financial Statements provided by the Management of jointly controlled entity.

Report on Other Legal and Regulatory Requirements

1. As required by Section 143(3) of the Act, based on our audit and on the consideration of the unaudited and unsigned Financial Statement of the jointly controlled entity as noted in the 'Other Matters' paragraph above, we report, to the extent applicable, that:

a. we have sought and obtained all the information and explanations which to the best of our knowledge and belief were necessary for the purposes of our audit of the aforesaid Consolidated Financial Statements;

b. in our opinion, proper books of account as required by law relating to preparation of the aforesaid Consolidated Financial Statements have been kept by the venturer Company so far as it appears from our examination of those books;

c. the Consolidated Balance Sheet, the Consolidated Statement of Profit and Loss (including the other comprehensive income), the Consolidated statement of Cash Flows and the Consolidated Statement of changes in equity dealt with by this Report are in agreement with the relevant Consolidated books of account maintained for the purpose of preparation of the Consolidated Financial Statements;

d. In our opinion, the aforesaid Consolidated Financial Statements comply with the Indian Accounting Standards specified under Section 133 of the Act;

e. Being a Government Company, pursuant to the Notification No. GSR 463(E) dated 5th June2015 issued by Ministry of Corporate Affairs, Government of India, provisions of sub-section (2) of Section 164 of the Companies Act, 2013, are not applicable to the venture Company.

f. As per Notification No. GSR 463(E) dated 5th June, 2015 issued by the Ministry of Corporate Affairs, Govt. of India, Section 197 of the Act, as regards managerial remuneration, is not applicable to the Government Companies. Accordingly, reporting in accordance with requirement of provisions of section 197(16) of the Act is not applicable to the venturer Company.

g. With respect to the adequacy of the internal financial controls with reference to Consolidated financial statements of the Company and the operating effectiveness of such controls, refer to our separate report in Annexure A; and

h. With respect to the other matters to be included in the Auditors' Report in accordance with Rule 11 of the Companies (Audit and Auditors) Rules, 2014, in our opinion and to the best of our information and according to the explanations given to us and based on the unaudited and unsigned Financial Statements of the jointly controlled entity:

   i. The venturer Company has disclosed the impact of pending litigations on its financial position in its Consolidated Financial Statements-Refer Note36 to the Consolidated Financial Statements;

   ii. The venturer Company has made provision, as required under the applicable law or Indian accounting standards,for material foreseeable losses,if any, on long-term contracts; and

   iii. The venturer Company has no case of transferring any amount to the Investor Education and Protection Fund as per the provisions of the Act.

For **L.K. KEJRIWAL& CO.**
Chartered Accountants
Firm Registration No.: 001368C

[Rakesh Sanganeria]
Partner
Membership No. 073232
UDIN: 22073232AIZVJE2708

Place : Patna
Date : 14 May 2022

Annexure A to the Independent Auditors' Report

(Refered to in Paragraph 1(g) under 'Report on other Legal and Regulatory Requirements' section of Independent Auditors' Report of even date on the Consolidated Financial statements for the year ended 31st March 2022)

Report on the Internal Financial Control under section 143 (3)(i) of the Act

In conjunction with our audit of the Consolidated Financial Statements of the company as of and for the year ended 31st March, 2022, we have audited the internal financial controls over financial reporting of North Eastern Electric Power Corporation Limited('the venturer Company')and its jointly controlled entity which is a company incorporated in India, as of that date.

Management's Responsibility for Internal Financial Controls

The respective Board of Directors of the venturer Company and its jointly controlled entity, which is a company incorporated in India, are responsible for establishing and maintaining internal financial controls based on the internal control over financial reporting criteria established by the Company considering the essential components of internal control stated in the Guidance Note on Audit of Internal Financial Controls Over Financial Reporting issued by the Institute of Chartered Accountants of India ('ICAI'). These responsibilities include the design, implementation and maintenance of adequate internal financial controls that were operating effectively for ensuring the orderly and efficient conduct of its business, including adherence to the Company's policies, the safeguarding of its assets, the prevention and detection of frauds and errors, the accuracy and completeness of the accounting records, and the timely preparation of reliable financial information, as required under the Companies Act,2013.

Auditors' Responsibility

Our responsibility is to express an opinion on the Company's internal financial controls over financial reporting based on our audit. We conducted our audit in accordance with the Guidance Note on Audit of Internal Financial Controls Over Financial Reporting (the "Guidance Note") and the Standards on Auditing, issued by ICAI and deemed to be prescribed under Section 143(10) of the Companies Act, 2013, to the extent applicable to an audit of internal financial controls, both applicable to an audit of Internal Financial Controls and, both issued by ICAI. Those Standards and the Guidance Note require that we comply with ethical requirements and plan and perform the audit to obtain reasonable assurance about whether adequate internal financial controls over financial reporting were established and maintained and if such controls operated effectively in all material respects.

Our audit involves performing procedures to obtain audit evidence about the adequacy of the internal financial controls system over financial reporting and their operating effectiveness. Our audit of internal financial controls over financial reporting included obtaining an understanding of internal financial controls over financial reporting, assessing the risk that a material weakness exists, and testing and evaluating the design and operating effectiveness of internal control based on the assessed risk. The procedures selected depend on the auditors' judgment, including the assessment of the risks of material misstatement of the financial statements, whether due to fraud or error.

We believe that the audit evidence we have obtained are sufficient and appropriate to provide a basis for our audit opinion on the venturer Company's internal financial controls system over financial reporting.

Meaning of Internal Financial Controls Over Financial Reporting

A company's internal financial control over financial reporting is a process designed to provide reasonable assurance regarding there liability of financial reporting and the preparation of financial statements for external purposes in accordance with generally accepted accounting principles. A company's internal financial control over financial reporting includes those policies and procedures that (1) pertain to the maintenance of records that, in reasonable detail , accurately and fairly reflect the transactions and dispositions of the assets of the Company; (2) provide reasonable assurance that transactions are recorded as necessary to permit preparation of financial statements in accordance with generally accepted accounting principles, and that receipts and expenditures of the Company are being made only in accordance with authorizations of the Management and directors of the Company; and (3) provide reasonable assurance regarding prevention or timely detection of unauthorized acquisition, use, or disposition of the Company's assets that could have a material effect on the financial statements.

Inherent Limitations of internal Financial Controls Over Financial Reporting

Because of the inherent limitations of internal financial controls over financial reporting, including the possibility of collusion or improper management override of controls, material misstatements due to error or fraud may occur and not be detected. Also, projections of any valuation of the internal financial controls over financial reporting to future periods are subject to the risk that the internal financial control over financial reporting may become in adequate because of changes in conditions, or that the degree of compliance with the policies or procedures may deteriorate.

Opinion

In our opinion, to the best of our information and according to the explanations given to us, the venturer Company has, in all material respects, an adequate internal financial controls with reference to the Consolidated Financial Statements in place and such internal financial controls with reference to the Consolidated Financial Statements were operating effectively as at 31 March 2022, based on the internal controls over financial reporting criteria established by the venturer Company considering the components of internal controls stated in the Guidance Note on Audit of Internal Financial Controls over Financial Reporting issued by the ICAI.

Other Matters

Our aforesaid report under section 143(3)(i) of the Act on the adequacy and operative effectiveness of the Internal Financial Controls with reference to Consolidated Financial Statements in so far as it relates to the jointly controlled entity which is a company incorporated in India, is based on the corresponding unaudited and unsigned Financial Statements of such Company incorporated in India.

For **L.K. KEJRIWAL& CO.**
Chartered Accountants
Firm Registration No.: 001368C

[Rakesh Sanganeria]
Partner
Membership No. 073232
UDIN: 22073232AIZVJE2708

Place : Patna
Date : 14 May 2022

Part - I: Consolidated Balance Sheet As At 31St March 2022

(₹ in lakhs)

Sl No.	Particulars	Note No.	As at 31st March 2022	As at 31st March 2021
	ASSETS			
1	**Non-Current assets**			
	(a) Property, Plant and Equipment	2	1,291,027.95	1,349,807.25
	(b) Capital work -in- Progress	3	61,842.58	16,896.60
	(c) Intangible assets	4	9,181.06	8,842.39
	(d) Intangible assets under Development	4A	257.77	649.91
	(e) Financial Assets			
	(i) Investment in subsidiary and Joint Venture companies	5	445.00	445.99
	(ii) Loans	6	26.16	28.30
	(f) Deferred Tax Asset (Net)	7		
	(g) Other Non-current Assets	8	18,303.10	19,223.53
	Sub total - Non-Current Assets		**1,381,083.62**	**1,395,893.97**
2	**Current assets**			
	a) Inventories	9	15,099.24	13,526.33
	b) Financial Assets			
	(i) Trade receivables	10	48,776.49	76,911.76
	(ii) Cash and Cash equivalents	11	4,344.49	46.89
	(iii) Bank balances other than (ii) above	12	1,009.06	171.24
	(iv) Others	13	35,806.83	18,844.62
	c) Current Tax Assets (Net)	14	141.20	-
	d) Other Current Assets	15	3,149.91	3,871.04
	Sub total - Current Assets		**108,327.22**	**113,371.88**
3	**Regulatory deferral accounts debit balances**	16	**92,344.55**	**84,384.08**
	Total Assets (1 + 2 + 3)		**1,581,755.39**	**1,593,649.93**
	EQUITY AND LIABILITIES			
4	**Equity**			
	(a) Equity Share Capital	17	360,981.04	360,981.04
	(b) Other Equity	18	295,293.83	284,371.30
	Sub total - Equity		**656,274.87**	**645,352.34**
	Liabilities			
5	**Non-Current Liabilities**			
	a) Financial Liabilities			
	(i) Borrowings	19	621,476.03	659,097.12
	(ii) Lease Liabilities	19A	438.19	267.79
	(iii) Trade payables			
	(a) Total outstanding dues of micro enterprises and small entreprises		-	-
	(b) Total outstanding dues of creditors other than micro entreprises and small enterprises		-	-
	b) Long Term Provisions	20	1,881.86	1,349.59
	c) Deferred tax liabilities (Net)	7	76,727.83	61,908.98
	d) Other Non-Current Liabilities	26	22,797.99	24,393.51
	Sub total Non-Current Liabilities		**723,321.90**	**747,016.99**

Sl No.	Particulars	Note No.	As at 31st March 2022	As at 31st March 2021
6	**Current liabilities**			
	a) Financial liabilities			
	(i) Borrowings	21	121,646.17	1,33,000.89
	(ii) Lease Liabilities	21A	573.64	522.66
	(iii) Trade Payables			
	(a) Total outstanding dues of micro enterprises and small entreprises	22	496.79	434.36
	(b) Total outstanding dues of creditors other than micro entreprises and small enterprises		21,660.19	8,148.95
	(iv) Other financial liabilities	23	17,100.26	19,949.83
	b) Other current liabilities	24	17,136.87	14,585.29
	c) Provisions	25	15,607.00	16,742.44
	d) Current Tax Liabilities (Net)	14	-	226.19
	e) Deferred Revenue	26A	7,937.70	7,669.99
	6. Total Current Liabilities		**202,158.62**	**201,280.60**
7	**Regulatory deferral accounts credit balances**	16		
	Total Equity and Liabilities (4 + 5 + 6 +7)		**1,581,755.39**	**1,593,649.93**

Summary of significant accounting policies - Note no.1

The accompanying notes 1 to 51 form an integral part of these financial statements

In terms of our report of even Date
For **L K Kejriwal & Co**
Chartered Accountants
F.R.N.001368C

For and on behalf of the Board of Directors

Date: 14.05.2022	**A. P. Rong**	**B. Maharana**	**Vinod Kumar Singh**	**Rakesh Sanganeria**
Place: Guwahati	Company Secretary	Director (Finance)-cum-CFO	Chairman & Managing Director	Partner
		DIN: 09263864	DIN: 07471291	Membership No. 073232

Part - II: Consolidated Statement of Profit and Loss for the year ended 31st March 2022

(₹ in lakhs)

Sl No.	Particulars	Notes	For the Year ended 31st Mar-2022	For the Year ended 31st Mar-2021
1	**Income**			
	(a) Revenue from Operations	27	320,684.33	228,809.42
	(b) Other Income	28	9,512.34	26,634.86
	Total Income (a + b)		**330,196.67**	**255,444.28**
2	**Expenses**			
	(a) Fuel cost	29	63,488.96	49,454.08
	(b) Employee benefits expense	30	46,518.08	42,644.29
	(c) Finance costs	31	58,198.79	50,932.61
	(d) Depreciation and amortization expenses	32	80,781.94	65,614.53
	(e) Other expenses	33	45,824.08	38,154.80
	Total expenses (a+b+c+d+e)		**294,811.85**	**246,800.31**
3	**Profit / (loss) before exceptional items, Tax and Regulatory deferral accounts balances (1 - 2)**		**35,384.82**	**8,643.97**
4	Exceptional Items - (income)/expenses			4,076.02
	Share of profit of joint venture		(0.99)	1.57
5	**Profit / (loss) before Tax and Regulatory deferral account balances (3 - 4)**		**35,383.83**	**4,569.52**
6	Tax Expense:			
	(a) Current tax			
	Current year		5,676.88	559.65
	Earlier years		-	604.77
	Total Current Tax		5,676.88	1,164.42
	(b) Deferred tax (Net of DTA)		14,818.85	2,115.64
	Total Tax Expense (a + b)		20,495.73	3,280.06
7	**Profit / (loss) before regulatory deferral account balances (5 - 6)**		**14,888.10**	**1,289.46**
8	Net movement in Regulatory deferral account balances (Net of tax)	37	6,340.59	3,501.77
9	**Profit / (loss) for the year (7 + 8)**		**21,228.69**	**4,791.23**

Sl No.	Particulars	Notes	For the Year ended 31st Mar-2022	For the Year ended 31st Mar-2021
10	**Other comprehensive income/(expenses)**			
	(a) Items that will not be reclassified to profit or loss			
	(i) Remeasurements of the defined benefit plans		(1,582.77)	(1,258.30)
	(ii) Others - FV loss adjustment		0.08	0.15
			(1,582.69)	**(1,258.15)**
	(iii) Less: Income tax relating to items that will not be reclassified to profit or loss		(276.53)	(439.70)
	(b) Items that will be reclassified to profit or loss			
	(i) Income tax relating to items that will be reclassified to profit or loss			
	Total other comprehensive income (net of tax) = (a+ b)		**(1,306.16)**	**(818.45)**
11	**Total comprehensive income for the year (9 + 10)**		**19,922.53**	**3,972.78**
12	Earnings per equity share (Par value ₹ 10 each)	35		
	Basic & Diluted (₹) (including net movement in regulatory deferral account balances)		0.59	0.13
	Basic & Diluted (₹) (excluding net movement in regulatory deferral account balances)		0.41	0.04

Summary of significant accounting policies - Note no.1

The accompanying notes 1 to 51 form an integral part of these financial statements

In terms of our report of even Date
For **L K Kejriwal & Co**
Chartered Accountants
F.R.N.001368C

For and on behalf of the Board of Directors

Date: 14.05.2022
Place: Guwahati

A. P. Rong
Company Secretary

B. Maharana
Director (Finance)-cum-CFO
DIN: 09263864

Vinod Kumar Singh
Chairman & Managing Director
DIN: 07471291

Rakesh Sanganeria
Partner
Membership No. 073232

Consolidated Statement of Cash Flows for the year ended 31st March 2022

(₹ in lakhs)

Particulars	For the year ended 31st March 2022		For the year ended 31st March 2021	
A. CASH FLOW FROM OPERATING ACTIVITIES				
Profit before tax		35,383.83		4,569.52
Add: Net Movements in Regulatory deferral account balances (Net of tax)	6,340.59		3,501.77	
Add: Tax on net Movements in Regulatory deferral account balances	1,619.88		1,020.78	
		7,960.47		**4,522.55**
Profit before tax including movements in regulatory deferral account balances		**43,344.30**		**9,092.07**
Adjustment for:				
Depreciation, amortisation and impairement expense	80,781.94		65,614.53	
Provisions/Write off	3,996.80		3,303.21	
Regulatory Deferral account credit balances				
Regulatory Deferral account debit balances	(7,960.47)		(4,522.55)	
Deferred Revenue	(1,597.96)		(1,152.90)	
Foreign exchange loss/(gain)	(233.40)		647.34	
Finance costs	58,432.19		50,285.27	
Interest/income from term deposits/bonds/ investments	(155.93)		(9.76)	
Provisions Written back	(67.92)		(81.04)	
Profit on de-recognision of property, plant and equipment	(0.07)		(1.73)	
Loss on de-recognision of property, plant and equipment	71.89		3.77	
Delayed Payment Surcharge	(4,148.80)		(25,093.79)	
		129,118.27		**88,992.35**
Operating profit before working capital changes		**172,462.57**		**98,084.42**
Adjustment for:				
Trade Receivables	12,746.87		18,885.90	
Inventories	(1,572.91)		(1,448.97)	
Trade payables, provisions, other financial liabilities and other liabilities	(9,167.88)		(26,744.85)	
Loans, other financial assets and other assets	3,605.64		(7,514.40)	
		5,611.72		**(16,822.32)**
Cash generated from operations		**178,074.29**		**81,262.10**
Income tax (paid)/refunded		**(7,204.48)**		**(1,300.00)**
Net cash from/(used in) operating activities - A		**170,869.81**		**79,962.10**

Particulars	For the year ended 31st March 2022		For the year ended 31st March 2021	
B. CASH FLOW FROM INVESTING ACTIVITIES				
Purchase of property, plant and equipments & intangible assets	(51,866.12)		(14,538.59)	
Disposal of property, plant and equipments & intangible assets	1,596.15			
Interest/income on term deposits/bonds/ investment received	155.93		9.76	
Dividend Received	-		-	
Change in Bank balance other than cash and cash equivalents	(837.82)		146.91	
Delayed Payment Surcharge Received	336.17		14,723.26	
Net cash from/(used in) investing activities - B		**(50,615.69)**		**341.34**
C. CASH FLOW FROM FINANCING ACTIVITIES				
Proceeds from issue of equity instruments of the Company	-		-	
Proceeds from non-current borrowings	60,000.00		140,000.00	
Repayment of non-current borrowings	(96,387.41)		(108,987.29)	
Proceeds from current borrowings	(12,474.67)		(44,107.51)	
Payment of finance lease obligations	(715.78)		(747.96)	
Interest paid	(57,378.66)		(64,101.03)	
Dividend paid	(9,000.00)		(2,500.00)	
Tax on Dividend				
Net cash from/(used in) financing activities - C		**(115,956.52)**		**(80,443.79)**
Net increase/(decrease) in cash and cash equivalents (A+B+C)		**4,297.60**		**(140.35)**
Cash and cash equivalents at the beginning of the year (see Note 1 and 2 below)		46.89		187.24
Cash and cash equivalents at the end of the Year (see Note 1 and 2 below)*		4,344.49		46.89

* please refer note no. 11

Notes:

1 Cash and Cash equivalent consists of cheques, drafts, stamps in hand, balances with bank, and deposits with original maturity of upto three months.

2 Reconciliation of Cash and Cash Equivalents:

Cash and Cash equivalents as per note no. 11

3 Cash & Cash Equivalent consists of NIL amount against CSR Unspent for the year.

4 Reconciliation between the opening and closing balances in the balance sheet for liabilities arising from financing activities.

For the year ended 31st March 2022

(₹ in lakhs)

Particulars	Non-current borrowings**	Finance lease obligation	Current borrowings
Opening balance as at 1st April 2021	755,433.34	790.45	36,774.67
Cash Flows during the period	60,000.00	(715.78)	(12,474.67)
Principal repayment during the period	(96,387.41)		
Non-Cash Changes due to :			
Acquisition under finance lease		937.16	
Variations in exchange rate	(145.99)		
Transaction cost on borrowings	-		
Closing balance as at 31st March 2022	**718,899.94**	**1,011.83**	**24,300.00**

For the year ended 31st March 2021

(₹ in lakhs)

Particulars	Non-current borrowings**	Finance lease obligation	Current borrowings
Opening balance as at 1st April 2020	722,814.68	978.75	80,769.90
Cash Flows during the year	140,000.00	(747.96)	(43,995.23)
Principal repayment during the period	(108,987.29)		
Non-Cash Changes due to :			
Acquisition under finance lease		559.66	
Variations in exchange rate	1,414.01		
Transaction cost on borrowings	191.94		
Closing balance as at 31st March 2021	**755,433.34**	**790.45**	**36,774.67**

** includes current maturity of long term borrowings

In terms of our report of even Date
For **L K Kejriwal & Co**
Chartered Accountants
F.R.N.001368C

For and on behalf of the Board of Directors

Date: 14.05.2022 Place: Guwahati	**A. P. Rong** Company Secretary	**B. Maharana** Director (Finance)-cum-CFO DIN: 09263864	**Vinod Kumar Singh** Chairman & Managing Director DIN: 07471291	**Rakesh Sanganeria** Partner Membership No. 073232

Consolidated Statement of Changes in Equity for the year 31st March 2022

(A) Equity Share Capital

For the year ended 31st March 2022

(₹ in lakhs)

Particulars	Amount
Balance as at 1st April 2021	360,981.04
Changes in equity share capital due to prior period errors	-
Restated balance at the beginning of the current reporting period	-
Changes in equity share capital during the year	-
Balance as at 31st March 2022	**360,981.04**

For the year ended 31st March 2021

(₹ in lakhs)

Particulars	Amount
Balance as at 1st April 2020	360,981.04
Changes in equity share capital due to prior period errors	-
Restated balance at the beginning of the current reporting period	-
Changes in equity share capital during the year	-
Balance as at 31st March 2021	360,981.04

(B) Other Equity

For the year ended 31st March 22

(₹ in lakhs)

Particulars	Reserve & Surplus			Total
	Bonds redemption reserve	General Reserve	Retained Earnings	
Balance as at 1st April 2021	65,054.17	197,691.68	21,625.45	284,371.30
Changes in other equity due to changes in accounting policies or prior period errors	-	-	-	-
Restated balance at the beginning of the current reporting period	-	-	-	-
Profit for the period	-	-	21,228.69	21,228.69
Other Comprehensive income	-	-	(1,306.16)	(1,306.16)
Total Comprehensive Income	-		**19,922.53**	**19,922.53**
Final Dividend paid for FY2020-21			(1,500.00)	(1,500.00)
Tax on Final Dividend			-	-
Interim dividend paid for the FY 2021-22			(7,500.00)	(7,500.00)
Tax on Interim Dividend			-	-
Balance as at 31st March 2022	65,054.17	197,691.68	32,547.98	295,293.83

For the year ended 31st March 21

(₹ in lakhs)

Particulars	Reserve & Surplus			Total
	Bonds redemption reserve	General Reserve	Retained Earnings	
Balance as at 1st April 2020	65,054.17	197,691.68	20,152.67	282,898.52
Changes in other equity due to changes in accounting policies or prior period errors	-	-	-	-
Restated balance at the beginning of the current reporting period	-	-	-	-
Profit for the period	-	-	4,791.23	4,791.23
Other Comprehensive income	-	-	(818.45)	(818.45)
Total Comprehensive Income	**-**	**-**	**3,972.78**	**3,972.78**
Final Dividend paid for FY2019-20		-	(2,500.00)	(2,500.00)
Tax on Final Dividend			-	
Interim dividend paid for the FY 2020-21			-	
Tax on Interim Dividend			-	
Balance as at 31st March 2021	65,054.17	197,691.68	21,625.45	284,371.30

In terms of our report of even Date
For L K Kejriwal & Co
Chartered Accountants
F.R.N.001368C

For and on behalf of the Board of Directors

Date: 14.05.2022
Place: Guwahati

A. P. Rong
Company Secretary

B. Maharana
Director (Finance)-cum-CFO
DIN: 09263864

Vinod Kumar Singh
Chairman & Managing Director
DIN: 07471291

Rakesh Sanganeria
Partner
Membership No. 073232

Note No. 1: Significant Accounting Policies 2021-22

A. **Corporate information**

North Eastern Electric Power Corporation Limited ("NEEPCO Ltd." / "the Company") is a leading power utility, primarily operating in the North-Eastern Region of India. NEEPCO Ltd, a Central Public Sector Enterprise (CPSE), is a wholly owned Subsidiary of NTPC Ltd and it is conferred with the Schedule A- Miniratna Category-I CPSE status by the Government of India. The address of the Company's registered office is Brookland Compound, Lower New Colony, Laitumkhrah, Shillong 793003, Meghalaya. Authorised Capital of the Company is ₹ 5000 crore. The Company has its 12 (twelve) generating stations, which are under operation [except Kopili (4 X 50 MW) power station is under shut down from the 07th of October 2019 due to rupturing of the penstock and presently under Reconstruction Renovation and Modernisation] with 8 (eight) hydro, 3 (three) thermal and 1(one) solar power generating stations. Present installed capacity of the company is 2057 MW.

NEEPCO Ltd has its debt (Bond XI issue to XXII issue) listed with Bombay Stock Exchange (BSE).

B. **Basis of preparation**

I. **Statement of Compliance**

The financial statements of the Company have been prepared in accordance with the relevant provisions of the Companies Act, 2013, Indian Accounting Standards (herein after referred to as "Ind-AS") as notified by the Ministry of Corporate Affairs pursuant to the section 133 of the Companies Act, 2013 read with Rule 3 of the Companies (Indian Accounting Standards) Rules 2015, Companies (Indian Accounting Standards) Amendment Rules 2016 and the provisions of the Electricity Act,2003 to the extent applicable.

The Company has adopted all the applicable Ind ASs and such adoption was carried out in accordance with Accounting Principles generally accepted in India as prescribe in section 133 of the Act, read with Rule 7 of the Companies (Accounting) Rules 2014,

II. **Basis of measurement**

The financial statements have been prepared on historical cost basis, except

- Certain financial instruments that are measured at fair value;
- Assets held for sale – measured at fair value less cost to sell;
- Plan assets of defined employees benefit plans;

Historical cost is generally based on the fair value of the consideration given in exchange for goods and services.

Income and Expenses are accounted for on Mercantile Basis, except otherwise stated and disclosed accordingly.

III. **Functional and presentation currency**

These financial statements are presented in Indian Rupee (INR), which is the Company's functional currency. All financial information presented in INR has been rounded off to the nearest Lakh (upto two decimals) for the Company, except as stated otherwise.

IV. **Current and Non-current classification**

All assets and liabilities have been classified as current or non-current as per Company's operating cycle and other criteria set out in Schedule-III of the Companies Act 2013. Based on the nature of business, the Company has ascertained its operating cycle as 12 months for the purpose of Current or noncurrent classification of assets and liabilities.

Deferred tax assets and Deferred tax liabilities are classified as non-current.

V. Use of estimates and management judgments

The preparation of financial statements requires management to make judgments, estimates and assumptions in the application of accounting policies that affect the reported amounts of assets, liabilities, disclosure of contingent assets and liabilities at the date of financial statements and reported amount of income and expenses during the period. Actual results may differ from those estimates.

Continuous evaluation is done on the estimation and judgments based on historical experience and other factors, including expectations of future events that are believed to be reasonable. Revisions to accounting estimates are recognised in the financial statements prospectively and if material, their effects are disclosed in the notes to the financial statements.

Key sources of estimation uncertainty at the reporting date, which may cause a material adjustment to the carrying amounts of assets and liabilities for future years are provided in Note-D.

VI. Investment in Joint Venture

A joint venture is a joint arrangement whereby the parties that have joint control of the arrangement have rights to the net assets of the joint arrangement. Joint control is the contractually agreed sharing of control of an arrangement, which exists only when decisions about the relevant activities require unanimous consent of the parties sharing control.

The investment in joint venture is carried at cost, which comprises of price paid to acquire investment and directly attributable cost, less Impairment, if any.

C. Summary of Significant Accounting Policies

Basis of Consolidation

A joint venture is a joint arrangement whereby the parties that have joint control of the arrangement have rights to the net assets of the joint arrangement. Joint control is the contractually agreed sharing of control of an arrangement, which exists only when decisions about the relevant activities require unanimous consent of the parties sharing control.

The results and assets and liabilities of joint ventures are incorporated in these consolidated financial statements using the equity method of accounting, except when the investment, or a portion thereof, is classified as held for sale, in which case it is accounted for in accordance with Ind AS 105.

Under the equity method, an investment in a joint venture is initially recognised in the consolidated balance sheet at cost and adjusted thereafter to recognise the Group's share of the profit and loss of the joint venture. When the Group's share of losses of a joint venture exceeds the Group's interest in that joint venture (which includes any long-term interests that, in substance, form part of the Group's net investment in the joint venture), the Group discontinues recognising its share of further losses. Additional losses are recognised only to the extent that the Group has incurred legal or constructive obligations or made payments on behalf of the joint venture.

An investment in a joint venture is accounted for using the equity method from the date on which the investee becomes a joint venture. On acquisition of the investment in a joint venture, any excess of the cost of the investment over the Group's share of the net fair value of the identifiable assets and liabilities of the investee is recognised as goodwill, which is included within the carrying amount of the investment. Any excess of the Group's share of the net fair value of the identifiable assets and liabilities over the cost of the investment, after reassessment, is recognised directly in equity as capital reserve in the period in which the investment is acquired.

If there is objective evidence of impairment as a result of one or more events that occurred after the initial recognition of the net investment in a joint venture (a 'loss event') and that loss event (or events) has an impact on the estimated future cash flows from the net investment that can be reliably estimated, then it is necessary to recognise impairment loss with respect to the Group's investment in a joint venture.

When necessary, the entire carrying amount of the investment (including goodwill) is tested for impairment in accordance with Ind AS 36 Impairment of Assets as a single asset by comparing its recoverable amount (higher of value

in use and fair value less costs of disposal) with its carrying amount, Any impairment loss recognised forms part of the carrying amount of the investment. Any reversal of that impairment loss is recognised in accordance with Ind AS 36 to the extent that the recoverable amount of the investment subsequently increases.

1. **Property, plant and equipment**

1.1 An item of PPE is recognized as an asset if it is probable that future economic benefits associated with the item will flow to the Company and the cost of the item can be measured reliably.

1.2 Property, plant and equipment held for use in the production and transmission of power, or for administrative purposes, are stated in the balance sheet at cost, less accumulated depreciation/amortization and impairment loss, if any.

1.3 Auxiliaries which are not separately identifiable, but are common to more than one power generating unit are capitalised in the ratio of their respective installed capacity.

1.4 PPE are initially measured at cost of acquisition/construction including decommissioning or restoration cost, if any, wherever required. The cost includes expenditure that is directly attributable to the acquisition/construction of the asset. In cases where final settlement of bills with contractors is pending, but the asset is complete and ready for use, capitalization is done on provisional basis subject to necessary adjustments in the year of final settlement.

1.5 The expenditure incurred on start-up and commissioning of the project, including the expenditure incurred on trial/test runs and experimental production is capitalized as an indirect element of the construction cost. However, after commencement of commercial operation, the expenditure incurred is charged to Revenue expenditure, even if the contract stipulation provides for final taking over of the plant after successful commissioning of the plant.

1.6 Subsequent expenditure on major maintenance or repairs includes the cost of the replacement of parts of assets and major overhaul costs. Where an asset or part of an asset is replaced and it is probable that future economic benefits associated with the item will be available to the Company, the expenditure is capitalized and the carrying amount of the item replaced is derecognized. If it is not practicable to determine the carrying amount of the replaced part, the company uses the cost of the replacement as an indication of what the cost of replaced part was at the time it was acquired or constructed.Similarly, overhaul costs associated with major maintenance are capitalized.

1.7 Standby equipment and servicing equipment which meet the recognition criteria of Property, Plant and Equipment are capitalized.

1.8 Assets over which the Company has control, though created on land not belonging to the Company are included under Property, Plant and Equipment.

1.9 Payments made/ liabilities created provisionally towards compensation, rehabilitation and other expenses relatable to land in possession are treated as cost of land.

1.10 Spare parts procured along-with the Plant & Machinery as well as procured subsequently which meets the recognition criteria are capitalized. Other machinery spares are treated as "stores & spares" forming part of the inventory.

1.11 Cost of mobile handsets are recognised as revenue expenditure.

1.12 An item of property, plant and equipment is derecognized upon disposal or when no future economic benefits are expected to arise from the continued use of the asset. Any gain or loss arising on the disposal or retirement of an item of property, plant and equipment is determined as the difference between the sale proceeds and the carrying amount of the asset and is recognized in profit & loss or IEDC, as the case may be.

2. **Capital work-in-progress**

2.1 Expenditure incurred on assets under construction is carried at cost under Capital work in Progress. Such costs comprises purchase price of asset including all taxes/duties and other costs that are directly attributable to bringing the asset to the location and condition necessary for it to be capable of operating in the manner intended by management. Such properties are classified to the appropriate categories of property, plant and equipment when completed and ready for intended use.

2.2 Cost directly attributable to projects under construction include costs of employee benefits, expenditure in relation to survey and investigation activities of the projects, cost of site preparation, initial delivery and handling charges, installation and assembly costs, professional fees, expenditure on maintenance and up-gradation etc. of common public facilities, depreciation on assets used in construction of project, interest during construction and other costs including administrative and general overhead costs, if attributable to construction of projects. Such costs are accumulated under "Capital works in progress" and subsequently allocated on systematic basis over major immovable assets. For projects under construction, the project specific IEDC is allocated to its qualifying assets at the time of capitalisation on the basis of Cost Estimate/Completion Cost of the project.

2.3 Capital expenditure incurred to create facilities, over which the Company does not have control and creation of which is essential for construction of the project is carried on under :Capital works in progress" and subsequently allocated on systematic basis over major immovable assets, other than land and infrastructure facilities on commissioning of projects.

2.4 Expenditure against "Deposit works" is accounted for on the basis of statement of accounts received the concerned agency and acceptance by the Company.

2.5 Common expenditure of a project, which is partially in operation and partially under construction, is being apportioned on the basis of the installed capacity.

2.6 Share of Corporate office and Guwahati office expenditures relating to construction activities are allocated/ apportioned to the projects under construction on the basis of accretion to CWIP.

2.7 In case of abandonment/suspension/discontinuation of project, the expenditure in relation to the same is expensed/charged off in the year of such decision.

3. **Intangible Assets**

3.1 An intangible asset is recognized if and only if it is probable that the expected future economic benefit that are attributable to the assets will flow to the Company and the cost of the asset can be measured reliably.

3.2 Intangible assets acquired separately are measured on initial recognition at cost. Such assets are capitalized when the assets are ready for its intended use. After initial recognition, intangible assets are carried at cost less accumulated amortization and impairment losses, if any.

3.3 Computer software (not being an integral part of the related hardware) acquired for internal use, is stated at cost of acquisition less accumulated amortization and impairment losses, if any.

3.4 Land taken for use from State Government (without transfer of title) and expenses on relief and rehabilitation as also on creation of alternate facilities for land evacuees or in lieu of existing facilities coming under submergence and where construction of such alternate facilities is a specific pre-condition for the acquisition of the land for the purpose of the project, are accounted for under "Land-Right to use."

3.5 Intangible assets not ready for its intended use as on the date of balance-sheet are disclosed as "Intangible assets under development".

4. **Depreciation and amortization:**

Depreciation is charged as per Electricity Act, 2003 on straight line method following the rates and methodology notified by the Central Electricity Regulatory Commission constituted under the Act except the followings:

i. IT equipment (Personal Computers and Laptops including Peripherals) are depreciated in a period of three years.

ii. Computer software is amortised on straight-line method over a period of legal right to use or 03 (three) years, whichever is less. The amortisation period and the amortisation method of intangible assets with a finite useful life is reviewed at each financial year and adjusted prospectively, whereever required.

iii. "Land-right to use" is fully amortized over the period of useful life of the project, from its "Date of commercial operation".

iv. Leasehold Lands are amortised over the period of lease or useful life of the project, whichever is lower, from its "Date of commercial operation". Leasehold Land, in case of administrative offices, are amortised over the lease period.

v. Where the cost of depreciable assets has undergone a change due to increase/decrease in long term liabilities on account of exchange fluctuation, price adjustment, settlement of arbitration/court cases, changes in duties and similar factors, the unamortized balances of such assets is depreciated prospectively over the residual life of such asset at the rate and methodology notified by the CERC regulations.

vi. Cost of major repairing and overhauls are depreciated over their useful lives where it is probable that future economic benefits will be available.

vii. Spares parts procured along with the Plant & Machinery or subsequently which are capitalized and added in the carrying amount of such item are depreciated over the residual useful life of the related plant and machinery at the rates and methodology notified by CERC.

viii. Assets/procured installed, whose individual cost is ₹ 5000/- or less but more than ₹ 750/- (hereinafter is called Assets of minor value) and assets (excluding immovable assets) whose written down value is ₹ 5000/- or less at the beginning of the year are full depreciated during the year leaving a nominal balance of ₹ 1/- only.

ix. Low value items, which are in the nature of the assets (excluding immovable assets) and value up to ₹ 750/- are not capitalized and charged off to revenue during the year.

x. Depreciation of an asset ceases at the earlier of the date that the asset is classified as held for sale(or included in a disposal group that is classified as asset held for sale) in accordance with Ind AS 105 and the date that the asset is de-recognised.

xi. Depreciation of Corporate/Administrative office assets and general assets of projects under construction are charged following the rates notified vide CERC tariff regulations.

5. Impairment of assets

5.1 At the end of each reporting period, the Company reviews the carrying amounts of its tangible assets to determine whether there is indication that those assets may suffer an impairment loss. If any such indication exists, the recoverable amount (i.e., higher of its fair value less cost to sell and the value-in-use) is determined on individual asset basis unless the asset does not generate cash flows that are largely independent of those from other assets. In such cases, the recoverable amount is determined for the cash generating unit (CGU) to which the asset belongs.

5.2 If the recoverable amount of an asset (or CGU) is estimated to be less than its carrying amount, the carrying amount of the asset (or CGU) is reduced to its recoverable amount and the difference between the carrying amount and recoverable amount is recognised as impairment loss in the statement of profit & loss.

5.3 Impairment losses recognised in prior periods are assessed at each reporting date for any indications that the loss has decreased or no longer exits. An impairment loss is reversed if there has been a change in the estimated recoverable amount. An impairment loss is reversed only to the extent that the asset's carrying amount does not exceed the carrying amount that would have been determined, net of depreciation or amortisation, if no impairment loss has been recognised.

6. **Regulatory deferral accounts**

6.1 Expenses/income recognized in the Statement of Profit & Loss to the extent recoverable from or payable to the beneficiaries in subsequent period as per CERC tariff Regulations are recognized as "Regulatory Deferral Account Balances".

6.2 Regulatory deferral account balances are adjusted from the year in which the same become recoverable from or payable to the beneficiaries.

6.3 Regulatory Deferral Account Balances are evaluated at each Balance Sheet Date to ensure that the underlying activities meet the recognition criteria and it is probable that future economic benefits associated with such balances will flow to the entity. If it is no longer probable that future economic benefit associated with such balances will flow to the Company, such balances are de-recognized.

6.4 Regulatory deferral Account Balances are tested for impairment at each Balance sheet date.

7. **Foreign Currency Transaction**

7.1 Items included in the financial statements are measured using the currency of the primary economic environment in which the Company operates.

7.2 In preparing the financial statements transactions in currencies other than the entity's functional currency are recognized at the rates of exchange prevailing at the dates of the transactions. At the end of each reporting period, monetary items denominated in foreign currencies are translated at the rates prevailing at that date.

7.3 Exchange differences on foreign currency borrowings relating to Asset under Constructions for future productive use are included in the cost of those assets when they are regarded as an adjustment to interest cost on those foreign currency borrowings as per the requirements of Ind AS 23.

7.4 Exchange differences on monetary items are recognized in the statement of profit and loss/IEDC, as the case may be, in the period in which they arise.

7.5 Monetary assets and liabilities denominated in foreign currencies are translated at the functional currency spot rates of exchange at the reporting date. Exchange differences arising out on settlement or translation of monetary items are recognized in the profit or loss in the year in which it arises with the exception that exchange differences on long term monetary items related to acquisition of property, plant and equipment recognized up to 31-03-2016 are adjusted to the carrying cost of property, plant and equipment.

7.6 In accordance with the CERC tariff regulations, every generating company shall recover the foreign exchange rate variation on year-to-year basis as income or expense in the period in which it arises, i.e., the Company can recover the foreign exchange rate variation on actual basis when foreign currency loan is repaid after commercial operation date (COD).

8. **Provisions, Contingent Liabilities and Contingent Assets**

8.1 Provisions are recognized when there is a present obligation (legal or constructive) as a result of a past event and it is probable ("more likely than not") that it is required to settle the obligation, and a reliable estimate can be made of the amount of the obligation.

8.2 The amount recognized as a provision is the best estimate of the consideration required to settle the present obligation at the balance sheet date, taking into account the risks and uncertainties surrounding the obligation.

8.3 If the effect of the time value of money is material, provision is determined by discounting the expected future cash flow using a current pre-tax rate that reflects the risk specific to the liability. When discounting is used, the increase in the provision due to the passage of time is recognized as a finance cost.

8.4 Contingent liabilities are possible obligations that arise from past events and whose existence will only be confirmed by the occurrence or non-occurrence of one or more future events not wholly within the control of the Company.

Contingent liabilities are not recognized but disclosed unless the possibilities of outflow of economic benefits are remote. Contingent liabilities are disclosed on the basis of judgment of management and are reviewed at each balance sheet date to reflect the current management estimate.

8.5 Contingent assets are possible assets that arise from past events and whose existence will only be confirmed by the occurrence or non-occurrence of one or more future events not wholly within the control of the Company. Contingent assets are disclosed in the financial statements when inflow of economic benefit is probable on the basis of judgment of management. These are reviewed at each balance sheet date and are adjusted to reflect the current management estimate. Contingent assets are disclosed in the financial statements when inflow of economic benefit is probable.

9. Leases

9.1 The determination of whether an arrangement is (or contains) a lease is based on the substance of the arrangement at the inception of the lease.

9.2 Leases are classified as finance leases whenever the terms of the lease transfers substantially all the risks and rewards incidental to the ownership of an asset to the lessee. Such finance leases are generally capitalised at the lease's inception at the fair value of the leased property which equals the transaction price. All other leases are classified as operating leases.

9.3 In compliance to MCA notification, the Company has adopted Ind AS 116 "Leases" with effect from 01.04.2019 and applied to all lease contracts existing on 1 April 2019. Consequently, the Company recorded the lease liability at the present value of remaining lease payments discounted at the incremental borrowing rate applicable at the date of initial application and the right of use assets at its carrying amount, discounted at the Company's incremental borrowing rate at the date of initial application.

10. Inventories

10.1 Inventories mainly comprise of stores and spare parts to be used for operation and maintenance of Property, Plant and Equipment.

10.2 Inventories are valued at costs or net realizable value (NRV), whichever is lower. Cost includes cost of purchase, cost of conversion and other costs incurred in bringing the inventories to their present location and condition. Cost is determined using weighted average cost formula and NRV is the estimated selling price in the ordinary course of business less the estimated costs necessary to make the sale.

10.3 Value of scrap is adjusted in the account as & when sold/disposed-off and profit/loss, if any, is recognized in accounts in the year of sell/disposal.

11. Trade receivable

11.1 Trade receivables are amounts due from customers for goods sold or services performed in the ordinary course of business. If collection is expected to be made within a period of 12 months or less from the reporting date, they are classified as current assets otherwise as non-current assets. Trade receivables are measured at their transaction price.

11.2 As the entire sales are made to State Govt. utilities as well as power trading companies, the Company is not providing for allowance for expected credit loss.

11.3 Trade Receivable represents the Company's right to an amount of Consideration that is unconditional (i.e. only the passage of time is required before payment of the Consideration is due)

12. Financial Instruments

12.1 Financial assets and liabilities are recognized when the Company becomes a party to the contractual provisions of the instrument. Financial assets and liabilities are initially measured at fair value. Transaction cost that are directly attributable to the acquisition or issue of financial assets and financial liabilities (other than financial assets and

financial liabilities at fair value through profit or loss) are added to or deducted from the fair value measured on initial recognition of financial asset or financial liabilities.

12.2 Other Financial Assets (Contract Assets)

Accounts Receivables is the right to consideration in exchange for goods or services, transferred to the Customer. If the Company performs by transferring the goods or services to a Customer before the Customer pays consideration or payment is due, Accounts Receivables (in the nature of Contract Asset) is recognised for the Earned Consideration that is conditional.

Financial assets comprises of investments in joint venture, advances to employees, trade receivables, cash and cash equivalents, claims recoverable, security deposits etc.

i. **Cash or Cash Equivalents:**

The Company considers all short term Bank deposits, which are readily convertible in to known amounts of cash that are subject to an insignificant risk of change in value and having original maturities of three months or less from the date of purchase, to be cash equivalents. Cash and cash equivalents consists of balances with banks which are unrestricted for withdrawal and usage in the balance sheet, bank overdrafts are shown within borrowings in current liabilities.

ii. **Financial assets at amortized cost:**

Financial assets which are initially measured at cost are subsequently measured at amortized costs if these financial assets are held within a business model whose objective is to hold these assets in order to collect contractual cash flows and the contractual terms of the financial assets give rise on specified dates to cash flows that are solely payments of principal and interest on the principal amount outstanding.

iii. **Financial assets at Fair value through Other Comprehensive Income (OCI)**

Financial assets are measured at fair value through other comprehensive income if these financial assets are held within a business model whose objective is achieved by both collecting contractual cash flows and selling financial assets and contractual term of the financial assets give rise on specified days to cash flows that are solely payment of principals and the interest on principal amount outstanding.

iv. **Financial assets at Fair value through Profit or loss**

Financial assets are measured at fair value through profit or loss unless it is measured at amortized cost or at fair value through other comprehensive item on initial recognition. The transaction cost directly attributable to the acquisition of financial assets and liabilities at fair value through profit or loss are immediately recognized in the statement of profit or loss.

v. **Derecognition of financial assets**

The Company derecognizes a financial asset only when the contractual rights to the cash flows from the asset expire, or when it transfers the financial asset and substantially all the risks and rewards of ownership of the asset to another entity.

vi. **Impairment of financial assets**

At each reporting date, the Company assess whether the credit risk on a financial instrument has increased significantly since initial recognition

If, at the reporting date, the credit risk on a financial instrument has not increased significantly since initial recognition, the Company measures the loss allowance for that financial instrument at an amount equal to 12-month expected credit losses. If, the credit risk on that financial instrument has increased significantly since initial recognition, the Company measures the loss allowance for a financial instrument at an amount equal to the lifetime expected credit losses.

The amount of expected credit losses (or reversal) that is required to adjust the loss allowance at the reporting date is recognized as an impairment gain or loss in the statement of profit and loss.

12.3 Financial liabilities

Financial liabilities of the Company are contractual obligation to deliver cash or another financial asset to another entity or to exchange financial assets or financial liabilities with another entity under conditions that are potentially unfavourable to the Company. The Company's financial liabilities includes loan & borrowings, trade and other payable etc.

i. The financial liabilities are initially measured at fair value, net of transaction costs, and are subsequently measured at amortised cost, using the effective interest rate method.

ii. **De-recognition of financial liability**

The Company derecognizes financial liabilities when, and only when, the Company's obligations are discharged, cancelled or they expire.

13. Borrowing cost

13.1 Borrowing costs consist of interest and other costs that the Company incurs in connection with the borrowing of funds. Borrowing costs that are directly attributable to the acquisition, construction/development or erection of qualifying assets are capitalised to the cost of those assets, until such time substantially all the activities necessary to prepare the qualifying assets for their intended use are completed.

13.2 Investment income earned on the temporary investment of specific borrowings pending their expenditure on related qualifying assets is deducted from the borrowing costs eligible for capitalization.

13.3 All other borrowing costs are recognized in the statement of profit and loss in the period in which they are incurred. Borrowing cost includes exchange differences on foreign currency borrowings are adjusted to interest cost.

13.4 Prepayment charges on repayment of loan in full will be charged off to the IEDC / Profit & Loss account, as applicable, in the year of repayment itself.

14. Government grants

14.1 Government grants are recognized when there is reasonable assurance that the Company will comply with the conditions attaching to them and that the grants has actually been received.

14.2 The benefits of a government loan at a below market rate of interest is also treated as Government Grant. The loan is initially recognised and measured at fair value and the government grant is measured as the difference between the initially recognized amount of the loan and the fair value of the loan based on prevailing market interest rates.

14.3 Government grants are recognised in the statement of profit and loss on a systematic basis over the periods in which the Company recognises as expenses the related costs for which the grants are intended to compensate. Government grants whose primary condition is that the Company should purchase, construct or otherwise acquire non-current assets are recognized in the balance sheet by setting up the grant as deferred income.

14.4 Other government grants (grants related to income) are recognized as income over the periods necessary to match them with the costs for which they are intended to compensate, on a systematic basis. Grants related to income are presented under other income in the statement of profit and loss.

15. Employee Benefits

15.1 Employee benefits consist of provident fund, pension, gratuity, post-retirement medical benefit (PRMB), leave benefits and other terminal benefits.

15.2 Company's contribution paid/payable during the year to Employees Defined Contribution Superannuation Scheme

for providing Pension benefit, Provident Fund and Gratuity are accounted for and paid to respective funds which are administered through separate trusts. The Company's liability is actuarially determined for Gratuity, Leave encashment and PMRB at the Balance Sheet date and any further accretion during the year for Gratuity is provided for and that for Leave encashment and PMRB are charged to IEDC or profit & loss, as the case may be.

15.3 When the benefit of a plan are improved, the portion of the increased benefit relating to past service by employees is recognized in profit or loss on a straight line basis over the average period until the benefits become vested. To the extent that the benefits vest immediately, the expenses is recognized immediately in statement of profit and loss.

15.4 Short term employee benefit obligations are measured on an undiscounted basis and are expensed as the related service is provided. A liability is recognized for the amount expected to be paid under performance related pay if the company has a present legal or constructive obligation to pay this amount as a result of past service provided by the employee and the obligation can be estimated reliably.

15.5 The expenses incurred on terminal benefits in the form of ex-gratia payments are charged to IEDC or profit & loss, as the case may be in the year of incurrence of such expenses.

16. Income Taxes

Tax expense represents the sum of current tax and deferred tax.

16.1 Current income tax

The tax currently payable is based on taxable profit for the year. Taxable profit differs from 'profit before tax' as reported in the statement of profit and loss because of items of income or expense that are taxable or deductible in other years and items that are never taxable or deductible. The current income tax charge is calculated by using tax rates that have been enacted or substantively enacted by the end of the reporting period.

16.2 Deferred tax

- Deferred tax assets and liabilities are measured at the tax rates that are expected to apply to the period when the asset is realized or the liability is settled, based on tax rates and tax laws that have been enacted or substantively enacted by the end of the reporting period. Tax relating to items recognized directly in other comprehensive income forms part of the statement of comprehensive income.
- Deferred tax is provided, using the balance sheet method, on all temporary differences at the reporting date between the tax bases of assets and liabilities and their carrying amounts for financial reporting purposes.
- The carrying amount of deferred tax assets is reviewed at each reporting date and reduced to the extent that it is no longer probable that sufficient taxable profits will be available to allow all or part of the asset to be recovered

Deferred Tax Assets include Minimum Alternate Tax (MAT) paid in accordance with the tax laws in India, which likely to give future economic benefits in the form of set off against future income tax liability. MAT is recognized as deferred tax asset in the balance sheet when the asset can be measured reliably and it is probable that the future economic benefit associated with the asset will be realized.

- Deferred tax assets and liabilities are offset when there is a legally enforceable right to set off current tax assets against current tax liabilities and when they relate to income taxes levied by the same taxation authority and the Company intends to settle its current tax assets and liabilities on a net basis.

17. Revenue

Revenue is recognized to the extent that it is probable that the economic benefits will flow to the Company and the revenue can be reliably measured, regardless of when the payment is being made. Revenue is measured at the fair value of the consideration received or receivable. Revenues are reduced for rebates and other similar allowances.

North Eastern Electric Power Co. New Delhi

17.1 Revenue from Operations

a) Revenue from Sale of Power

i. Revenue is recognised on transfer of control over the products or services to a Customer, based on the consideration that is specified in a contract with a customer or is expected to be received in exchange for the products or services and excludes amounts collected on behalf of third parties.

ii. Sale of Power is accounted for based on tariff approved by the Central Electricity Regulatory Commission (CERC). In case of power stations where final tariff is yet to be approved by CERC, the sale of energy is provided for on the basis of provisional rate considering the Annual Fixed Cost submitted before the CERC through Tariff Petition as per the principles enunciated in the Central Electricity Regulatory Commission (Terms & Conditions of Tariff) Regulations 2019. For projects for which neither CERC approved tariff is available nor petition pending with the CERC, sale of energy is accounted for on the basis of tariff as agreed by the beneficiaries. Revenue from sale of power includes sales delivered to customers but not yet billed, commonly referred to as "Unbilled revenue".

iii. The incentives/disincentives are recognized based on norms notified by the Central Electricity Regulatory Commission.

iv. Deferred tax liabilities till March, 2009, whenever materializes and recoverable from the beneficiaries as per the CERC tariff regulations, are accounted for on year to year basis

v. Exchange difference on account of translation of foreign currency borrowings recognized upto 31st March 2016, to the extent recoverable from or payable to the beneficiaries in subsequent periods as per the CERC Tariff Regulatons are accounted as "Deferred foreign currency fluctuation asset" with corresponding credit to "Deferred income from foreign currency fluctuation". Deferred income from foreign currency fluctuation account is amortized in the proportion in which depreciation is charged on such exchange differences and same is adjusted against depreciation expense.

vi. Rebate allowed to beneficiaries for timely payments are netted off with the the revenue from operation on account of Sale of energy

b) Revenue from DSM, RRAS and NERLDC Fees

i. Revenue from DSM is recognised based on the weekly Accounts issued by the North Eastern Regional Power Committee (NERPC) which is governed by the Central Electricity Regulatory Commission (Deviation Settlement Mechanism) Regulations 2014 and amendments thereto.

ii. Revenue from RRAS is recognised based on the weekly Accounts issued by the North Eastern Regional Power Committee (NERPC) which is governed by the Central Electricity Regulatory Commission (Ancillary Services Operations) Regulations 2015 and amendments thereto.

iii. NERLDC Fees and charges are recognised as revenue as claimed on Beneficairies for reimbursement, governed by CERC (Terms & Conditions of Tariff) Regulations 2019 and amendments thereto.

17.2 Other Income

i. Dividend income from investments are recognized when the right to receive the dividend is established.

ii. Interest income from a financial asset is recognized when it is probable that the economic benefits will flow to the Company and the amount of income can be measured reliably. Interest income is accrued on time basis, by reference to the principal outstanding and at the effective interest rate applicable, which is the rate that exactly discounts estimated future cash receipts through the expected life of the financial asset to that asset's net carrying amount on initial recognition.

iii. Insurance claims for loss of profit are accounted for in the year of acceptance. Other insurance claims are accounted for based on certainty of realisation.

iv. Interest/Surcharge on late payment /overdue trade receivables for sale of energy is recognized when no significant uncertainty as to measurability or collectability exists.

18 Material prior period error

Material prior period errors are corrected retrospectively by restating the comparative amounts for the prior periods presented in which the error occurred. If the error occurred before the earliest period presented, the opening balances of assets, liabilities and equity for the earliest period presented, are restated.

19 Earnings Per Share

19.1 Basic earnings per share is computed by dividing the net profit for the period attributable to the equity shareholders of the Company by the weighted average number of equity shares outstanding during the period. The weighted average number of equity shares outstanding during the period and for all periods presented is adjusted for events, if any, other than the conversion of potential equity shares, if any that have changed the number of equity shares outstanding, without a corresponding change in resources.

19.2 For the purpose of calculating diluted earnings per share, the net profit for the period attributable to equity shareholders and the weighted average number of shares outstanding during the period is adjusted for the effects of all dilutive potential equity shares.

20 Miscellaneous

20.1 Each material class of similar items is presented separately in the financial statements. Items of a dissimilar nature or function are presented separately unless they are immaterial.

20.2 Liabilities for pending Capital works executed but not certified are not provided for , pending acceptance by the Company.

20.3 Physical verification of Fixed Assets and Inventories are undertaken by the management once in a year. The discrepancies noticed, if any, are accounted for in the year in which such differences are found.

Critical accounting judgements and key sources of estimation uncertainity

In the application of the Company's accounting policies, which are described in Note-B, the management of the Company is required to make judgements, estimates and assumptions about the carrying amounts of assets and liabilities that are not readily apparent from other sources. The estimates and associated assumptions are based on historical experience and other factors that are considered to be relevant. Actual results may differ from these estimates.

The estimates and underlying assumptions are reviewed on an ongoing basis. Revisions to accounting estimates are recognized in the period in which the estimate is revised.

Critical judgements in applying accounting policies:

The following are the critical judgements, apart from those involving estimations (see point ii below), that the management have made in the process of applying the Company's accounting policies and that have the most significant effect on the amounts recognized in the financial statements

i. **Financial assets at amortized cost**

The management has reviewed the Company's financial assets at amortized cost in the light of its business model and have confirmed the Company's positive intention and ability to hold these financial assets to collect contractual cash flows.

ii. **Key sources of estimation uncertainty:**

The following are the key assumptions concerning the future, and other key sources of estimation of uncertainty at the end of the reporting period that may have a significant risk of causing a material adjustment to the carrying amounts of assets and liabilities within the next financial year

a. **Impairment of investments**

The Company reviews its carrying value of investments carried at amortized cost annually, or more frequently when there is indication for impairment. If the recoverable amount is less than its carrying amount, the impairment loss is accounted for.

b. **Provisions**

Provisions (excluding retirement benefits, leave encashment and Gold Coin) are not discounted to its present value and are determined based on best estimate required to settle the obligation at the balance sheet date. These are reviewed at each balance sheet date adjusted to reflect the current best estimates.

c. **Assets held for sale**

Significant judgement is required to apply the accounting of non-current assets held for sale under Ind AS 105 - 'Noncurrent assets held for sale and discontinued operations'. In assessing the applicability, management has exercised judgment to evaluate the availability of the asset for immediate sale, management's commitment for the sale and probability of sale within one year to conclude if their carrying amount will be recovered principally through a sale transaction rather than through continuing use.

d. **Contingent liabilities**

Contingent liabilities arising from past events, the existence of which would be confirmed only on occurrence or non-occurrence of one or more future uncertain events, not wholly within the control of the Company or contingent liabilities where there is a present obligations but it is not probable that economic benefits would be required to settle the obligations are disclosed in the financial statements unless the possibility of any outflow in settlement is remote

d. **Fair value measurements and valuation processes:**

For financial reporting purposes, fair value measurements are categorized into Level 1, 2 or 3 based on the degree to which the inputs to the fair value measurements are observable and the significance of the inputs to the fair value measurement in its entirety, which are described as follows:

- Level 1 inputs are quoted prices (unadjusted) in active markets for identical assets or liabilities that the Company can access at the measurement date;
- Level 2 inputs are inputs, other than quoted prices included within Level 1, that are observable for the asset or liability, either directly or indirectly; and
- Level 3 inputs are unobservable inputs for the asset or liability.

Note No. 2: Property, Plant and Equipment

(₹ in lakhs)

Particulars	As at 31st March, 2022	As at 31st March, 2021
Freehold Land	2,600.25	2,600.25
Right to Use (Leasehold Land)	5,620.60	5,818.81
Buildings - Freehold		
Main Plant	110,946.10	114,407.82
Others	16,925.81	15,453.16
Right to Use	172.93	40.77
Plant & Equipments	1,141,516.98	1,199,089.73
Furniture & Fixture	607.91	603.81
Vehicles		
Owned	289.80	239.09
Right to use	766.45	685.53
Office Equipment	2,383.14	2,289.27
Others :::		
Electrical Equipment	738.55	630.78
Road , Bridges, Culvert, Helipad	4,806.70	4,051.77
Tools & Plants	3,606.71	3,863.58
Misc. Equipment	46.02	32.88
Total	**1,291,027.95**	**1,349,807.25**

As at 31st March 2022

(₹ in lakhs)

Particulars	Land	Buildings	Plant & equipments	Furniture & Fixture	Vehicle	Office Equipment	Electrical equipments	Road, Bridges, Culvert, Helipad	Tools & Plants	Misc Equipment	Right to Use (Leasehold Land)	Total
Gross Block as at April 1, 2021	2,600.25	171,668.80	1,595,877.01	1,775.63	2,216.93	6,978.75	1,749.56	6,526.16	7,627.69	192.17	8,807.13	1,806,020.08
Additions	-	3,659.73	19,151.20	68.82	698.44	554.92	164.90	969.20	212.13	20.35	-	25,499.69
Disposals/Adjustment	-	(401.90)	(7,143.60)	(55.56)	(441.79)	(296.97)	(22.66)	(73.27)	(1,442.95)	1.23	-	(9,877.47)
Reclassified as held for sale												-
Adjustment for provision		(141.88)	(2,256.53)									(2,398.41)
Gross Block as at March'31, 2022	**2,600.25**	**174,784.75**	**1,605,628.08**	**1,788.89**	**2,473.58**	**7,236.70**	**1,891.80**	**7,422.09**	**6,396.87**	**213.75**	**8,807.13**	**1,819,243.89**
Impairment as at April 1, 2021												
Other re-classifications												
Impairment as at March'31, 2022												
Accumulated Depreciation as at April 1, 2021	-	41,767.05	396,787.28	1,171.82	1,292.31	4,689.48	1,118.78	2,474.39	3,764.11	159.29	2,988.32	456,212.83
Charge for the period	-	5,319.80	73,193.52	58.93	558.64	406.13	51.74	191.50	256.84	6.68	198.21	80,241.99
Disposals	-	(346.94)	(5,869.70)	(49.77)	(433.62)	(242.05)	(17.27)	(50.50)	(1,230.79)	1.76	-	(8,238.88)
Other re-classifications												
Accumulated depreciation as at March'31, 2022	-	46,739.91	464,111.10	1,180.98	1,417.33	4,853.56	1,153.25	2,615.39	2,790.16	167.73	3,186.53	528,215.94
Total accumulated depreciation and impairment as at March'31, 2022	-	46,739.91	464,111.10	1,180.98	1,417.33	4,853.56	1,153.25	2,615.39	2,790.16	167.73	3,186.53	528,215.94
Net block as at March'31, 2022	**2,600.25**	**128,044.84**	**1,141,516.98**	**607.91**	**1,056.25**	**2,383.14**	**738.55**	**4,806.70**	**3,606.71**	**46.02**	**5,620.60**	**1,291,027.95**

As at 31st March 2021

(₹ in lakhs)

Particulars	Land	Buildings	Plant & equipments	Furniture & Fixture	Vehicle	Office Equipment	Electrical equipments	Road, Bridges, Culvert, Helipad	Tools & Plants	Misc Equipment	Right to Use (Leasehold Land)	Total
Gross Block as at April 1, 2020	2,600.25	121,758.47	842,653.74	1,797.55	2,131.80	6,862.09	1,727.90	6,128.72	7,610.34	187.62	8,807.13	1,002,265.61
Additions	-	49,997.86	753,564.11	43.32	376.45	596.94	49.01	397.44	163.51	11.28	-	805,199.92
Disposals/Adjustment	-	(87.53)	(340.84)	(65.24)	(291.32)	(480.28)	(27.35)	-	(146.16)	(6.73)	-	(1,445.45)
Reclassified as held for sale												-
Gross Block as at March'31, 2021	**2,600.25**	**171,668.80**	**1,595,877.01**	**1,775.63**	**2,216.93**	**6,978.75**	**1,749.56**	**6,526.16**	**7,627.69**	**192.17**	**8,807.13**	**1,806,020.08**
Impairment as at April 1, 2020												
Other re-classifications												
Impairment as at March'31, 2021	-	-	-	-	-	-	-	-	-	-		-
Accumulated Depreciation as at April 1, 2020	-	37,012.03	338,691.44	1,169.87	958.08	4,700.78	1,084.46	2,298.27	3,625.15	159.09	2,787.87	392,487.04
Charge for the period	-	4,860.16	58,894.95	61.60	622.16	357.64	51.17	176.12	250.44	7.41	200.45	65,482.10
Disposals	-	(105.14)	(799.11)	(59.65)	(287.93)	(368.94)	(16.85)	-	(111.48)	(7.21)	-	(1,756.31)
Other re-classifications												
Accumulated depreciation as at March'31, 2021	-	41,767.05	396,787.28	1,171.82	1,292.31	4,689.48	1,118.78	2,474.39	3,764.11	159.29	2,988.32	456,212.83
Total accumulated depreciation and impairment as at March'31, 2021	-	41,767.05	396,787.28	1,171.82	1,292.31	4,689.48	1,118.78	2,474.39	3,764.11	159.29	2,988.32	456,212.83
Net block as at March'31, 2021	**2,600.25**	**129,901.75**	**1,199,089.73**	**603.81**	**924.62**	**2,289.27**	**630.78**	**4,051.77**	**3,863.58**	**32.88**	**5,818.81**	**1,349,807.25**

i. Property, plant and equipment (including Capital work-in-progress) has been tested for impairment where indicators of impairment existed. Based on the assessment, the Company do not recognise any impairment charge during the previous year and also during the year ended March 31, 2022.

ii. Present and future immovable properties of Construction and O&M projects are mortgaged for raising Secured, Redeemable Non-Convertible Bonds Twelfth to Twenty second issue valuing ₹ 454850.00 lakhs having Charge ID with ROC are 100394348 for ₹ 50000.00 Lakhs, 100334035 for ₹ 15000.00 Lakhs, 100239598 for ₹ 30000.00 Lakhs, 100179561 for ₹ 30000.00 Lakhs, 100151868 for ₹ 50000.00 Lakhs, 10603635 for ₹ 90000.00 lakhs , 10555356 for ₹ 36000.00 lakhs, 10534076 for ₹ 150000.00 lakhs, 10466275 for ₹ 1450.00 lakhs, 10411581 for ₹ 2400.00 lakhs. Secured Medium & Long Term Loan amounting to ₹171108.89 lakhs. External Commercial Borrowing raised from SBI, Singapore for construction projects is secured by Hypothecation of all movable & immovable assets (including plant, machinery) created / to be created in respect of Tripura Gas Based Power Plant, Agartala and Agartala Gas Turbine Projects –Extension, Agartala. Foreign currency Loan received from KfW, Germany for construction of Pare Hydro Electric Project at Arunachal Pradesh is guranteed by Govt. of India.

iii. The conveyancing of the title to 33.19 Are of freehold land at Guwahati valued ₹ 441.06 lakhs purchased by NEEPCO Ltd. from Assam Tea Corporation Ltd is awaiting completion of mutation process, for which application already submitted to concerned department of the Govt. of Assam. In addition, land measuring 183.19 hectare acquired for Kopili Stage II valued ₹ 452.68 lakhs in under litigation due to the claim lodged by the 303 land owners with respect to enhancement of land compensation and the matter is pending before the Special Judge (Judicial), West Jaintia Hills, Meghalaya. Further, Guwahati office building/Guest house valued ₹ 375.48 lakhs purchased by NEEPCO Ltd. from Assam Tea Corporation Ltd is awaiting completion of mutation process.

iv. Loss due to mishap occurred on 26.03.2022 in Khangdong (2x25 MW) & Kopili Stg II (1x25 MW) HPS amount to ₹ 1457.63 lakhs (Net Block) has been accounted for during the current financial year.

Further, the loss due to mishap occurred in Kopili HPS (4X50 MW) on the 7th October 2019 amounts to ₹ 10366.72 lakhs(Net block).

v. Interest and finance charge, related to construction projects, amounting to ₹ 287.27 lakhs (previous year ₹ 14835.19 lakhs) has been transferred to IEDC (Ref. Note No-34 B). The foreign exchange borrowings are un-hedged.

vi. The capacity charges of the transmission assets amounting to ₹ 12442.72 lakhs billed by the transmission agency during the year pursuant to orders of CERC dated 31st August 2021, for the period from 30th March 2018 upto the commercial operation dates of different units during the year 2020-21, relating to one of the hydro power projects of the Company is included in "Property , Plant & equipments", as the same is directly attributable to bringing the assets to its present location & condition as intended by the Management as per provision of Ind AS 16 read with Regulation 19 of the CERC (Terms & Conditions of Tariff) Regulation, 2019.

vii. Exchange differences capitalized are disclosed in the 'Addition' column of Capital work-in-progress (CWIP) and allocated to various heads of CWIP in the year of capitalisation through 'Deductions/Adjustments' column of CWIP. Exchange differences in respect of assets already capitalised are disclosed in the 'Deductions/Adjustments' column of Property, plant and equipment. Asset-wise details of exchange differences and borrowing costs included in the cost of major heads of CWIP and property, plant and equipment through 'Addition' or 'Deductions/Adjustments' column are given below:

(₹ in lakhs)

Particulars	For the year ended 31st March 2022		For the year ended 31st March 2021	
	Exchange Difference included in PPE/CWIP	Borrowing costs included in PPE/CWIP	Exchange Difference included in PPE/CWIP	Borrowing costs included in PPE/CWIP
Main Plant Building	49.02	-	23.82	922.97
Hydraulic works, reservoir , dam, tunnel	(306.11)	-	945.58	10,908.40
Plant & Equipment	344.50	-	(202.74)	3,001.89
Others including pending allocation	-	287.27	-	1.92
Total	**87.41**	**287.27**	**766.66**	**14,835.18**

vii. The net carrying amount of plant and machinery comprises of:

(₹ in lakhs)

Particulars	As at 31st March, 2022	As at 31st March, 2021
Assets held under Finance Leases		
Cost	-	-
Accumulated depreciation and impairment losses	-	-
Net carrying amount	-	-
Owned assets	1,290,088.57	1,349,080.95
Net carrying amount	**1,290,088.57**	**1,349,080.95**

The net carrying amount of PPE (Owned assets) above does not include Assets under "Right to use (Building and vehicles)" recognized in books as per Ind AS 116 amounting to ₹ 939.39 lakh (previous year ₹ 726.30 lakh).

viii. Deduction/adjustments from gross block and Depreciation for the year includes

(₹ in lakhs)

Particulars	Gross Block for the year ended		Depreciation for the year ended	
	31st March 2022	31st March 2021	31st March 2022	31st March 2021
Disposal of assets	(831.25)	(88.92)	(748.10)	(77.93)
Retirement of assets	(8617.99)	(1705.06)	(7051.95)	(1267.82)
Cost adjustments due to exchange difference	87.41	766.66	0.00	0.00
Assets capitalised with retrospective effect/ Write back of excess capitalisation	(73.73)	(2.67)	(5.26)	0.00
Others	(441.91)	(415.46)	(433.57)	(410.56)
Total	**(9877.47)**	**(1445.45)**	**(8238.88)**	**(1756.31)**

Note no. 3: Details of CWIP

(₹ in lakhs)

Particulars	As at 1st April 2021	Additions during the year	Adjustments during the year	Capitalised during the year	As at 31st March 2022	As at 31st March 2021
Building	553.42	914.42	(12.00)	900.45	555.39	553.42
Roads,Bridges,Culverts & Helipads	199.86	152.95	(199.86)	8.89	144.06	199.85
Electrical Installation	-	180.78	-	147.02	33.76	-
Water Supply,Sewerage & Drainage	132.00	270.03	-	71.23	330.80	132.00
Hydraulic works incldg Dams,Dykes etc.	2,652.73	26,317.18	(189.20)	-	28,780.71	2,652.73
Other Civil works	108.30	76.24	(18.48)	166.06	-	108.29
Power house	116.26	244.47	-	218.90	141.83	116.26
Switch Yard including cable connection	38.71	862.66	-	155.89	745.48	38.71
Environment & Ecology	25.33	-	(25.33)	-	0.00	25.33
Transmission Lines	2.77	-	(2.77)	-	-	2.77
Transformer having a rating of 100KV ampere and above	241.92	1,181.39	-	239.67	1,183.64	241.92
Survey & Investigation	3,958.86	293.60	(2,496.96)	-	1,755.50	3,958.86
Communication equipment	0.99	15.09	(0.99)	-	15.09	0.99
Plant & Machinery in Generating station	1,197.13	10,139.80	(2.20)	214.23	11,120.50	1,197.13
Gas Booster Station	2,482.83	1,623.46	-	234.66	3,871.63	2,482.83
EDP & WP Machine	3.80	26.74	(0.01)	30.53	-	3.80
Incidental Expenditure during Construction	11,292.47	5,544.65	(1,695.53)	-	15,141.59	11,292.49
	23,007.38	**47,843.46**	**(4,643.33)**	**2,387.53**	**63,819.98**	**23,007.38**
Less : Provision for write off	6,124.29	9.00	(4,142.38)		1,990.91	6,124.29
Construction Store (net of provisions)	13.51	-	-	-	13.51	13.51
TOTAL	**16,896.60**	**47,834.46**	**(500.95)**	**2,387.53**	**61,842.58**	**16,896.60**

a. **CWIP Aging Schedule**

(₹ in lakhs)

CWIP	As at 31st March 2022				
	Amount in CWIP for a period of				Total
	Less than 1 year	1-2 Years	2-3 years	More than 3 years	
Projects in progress	46,611.48	11,973.42	164.48	3,093.20	61,842.58
Projects temporarily suspended	NIL	NIL	NIL	NIL	

b. **CWIP Aging Schedule**

CWIP	As at 31st March 2021				
	Amount in CWIP for a period of				Total
	Less than 1 year	1-2 Years	2-3 years	More than 3 years	
Projects in progress	12044.13	1759.27	796.13	2297.07	16,896.60
Projects temporarily suspended	NIL	NIL	NIL	NIL	

c. **CWIP Completion Schedule - Whose completion is overdue or has exceeded its cost compared to its original plan**

CWIP	As at 31st March 2022			
	To be completed in			
	Less than 1 year	1-2 years	2-3 years	More than 3 years
Projects in progress/Assets: *				
Assam GBPS	1412.39	2521.53	NIL	NIL
Tuirial HPS	73.85	11.38	NIL	NIL
Projects temporarily suspended	NIL	NIL	NIL	NIL

d. **CWIP Completion Schedule - Whose completion is overdue or has exceeded its cost compared to its original plan**

CWIP	As at 31st March 2021			
	To be completed in			
	Less than 1 year	1-2 years	2-3 years	More than 3 years
Projects in progress/Assets: *				
Assam GBPS	2521.53	NIL	NIL	NIL
Tuirial HPS	11.38	NIL	NIL	NIL
Projects temporarily suspended	NIL	NIL	NIL	NIL

* Assets under capital works in progress for power plants in commercial operation

Provision for write off

(₹ in lakhs)

Particulars	As at 31st March, 2022	As at 31st March, 2021
Building (Head quarter)	0.27	0.27
Building (Tuirial HEP)	137.90	130.23
Water Supply,Sewerage & Drainage (Tuirial HEP)	20.04	20.04
Environment & Echology (Tipaimukh HEP)	-	25.33

Particulars	As at 31st March, 2022	As at 31st March, 2021
Survey & Investigation		
Tipaimukh HEP	-	138.23
Siang HEP	246.45	246.45
Salim HEP	4.48	4.48
Tuivai HEP	-	2,282.69
Garo Hills Thermal Project	90.47	90.47
Margerita HEP	5.45	5.45
Rokhia & Baramura GT Power Plant	28.70	28.70
Gumti HEP	58.55	58.55
WK hills HEP	4.95	4.95
Leh & Kargil HEP	44.94	44.95
KHEP	17.33	17.33
Kiling HEP	69.67	69.67
Bandu HEP	-	0.59
Rangit HEP	21.34	20.01
Solar Power		
Incidental Expenditure during Construction		
Tipaimukh HEP	-	1,695.53
Bichom Basin	253.52	253.52
Kiling HEP	524.93	524.93
Siang HEP	461.92	461.92
Total	**1,990.91**	**6,124.29**

Note No. 4: Intangible Assets

(₹ in lakhs)

Particulars	As at 31st March, 2022	As at 31st March, 2021
Carrying amounts of :		
Software	1,259.95	712.48
Right to use (Forest Land)	7,921.11	8,129.91
Total	**9,181.06**	**8,842.39**

As at 31st March 2022

(₹ in lakhs)

Particulars	Software	Right to use (Forest Land)	Total
Gross Block as at April 1, 2021	1,226.52	8,386.87	9,613.39
Additions	905.42	-	905.42
Adjustment for the period	0.85	-	0.85
Gross Block as at March 31, 2022	**2,132.79**	**8,386.87**	**10,519.66**
Accumulated impairment as at April 1, 2021			
Charge for the period			
Accumulated impairment as at March 31, 2021			
Accumulated amortisation as at April 1, 2021	514.04	256.96	771.00
Charge for the period	357.95	208.80	566.75
Adjustment for the period	0.85	-	0.85
Accumulated amortisation as at March 31, 2022	**872.84**	**465.76**	**1,338.60**
Total accumulated amortisation and impairment as at March 31, 2022	**872.84**	**465.76**	**1,338.60**
Net block as at March 31, 2022	**1,259.95**	**7,921.11**	**9,181.06**

As at 31st March 2021

(₹ in lakhs)

Particulars	Software	Right to use (Forest Land)	Total
Gross Block as at April 1, 2020	952.55	8,079.19	9,031.74
Additions	273.97	307.68	581.65
Adjustment for the period	-	-	-
Gross Block as at March 31, 2021	**1,226.52**	**8,386.87**	**9,613.39**
Accumulated Impairment as at April 1, 2020			
Charge for the period			
Accumulated Impairment as at March 31, 2021			
Accumulated amortisation as at April 1, 2020	267.60	164.51	432.11
Charge for the period	246.44	92.45	338.89
Adjustment for the period	-	-	-
Accumulated amortisation as at March 31, 2021	**514.04**	**256.96**	**771.00**
Total accumulated amortisation and impairment as at March 31, 2021	**514.04**	**256.96**	**771.00**
Net block as at March 31, 2021	712.48	8,129.91	8,842.39

i) Compensation paid for forest land in possession/use (5967.24 Hectres) for setting up of projects (Kameng Hydro Electric Project, Pare Hydro Electric Project and Tuirial Hydro Electric Project) are treated as " Right to use".

ii) Expenses incurred on maintenance of software system payable annually are charged to revenue.

Note No. 4A Intangible Assets Under Development

(₹ in lakhs)

Particulars	As at 1st April 2021	Additions during the year	Adjustments during the year	Capitalised during the year	As at 31st March 2022	As at 31st March 2021
Upfront Premium including Processing fee	10,082.50	13.50		-	10,096.00	10,082.50
Software	567.41	461.66	-	867.30	161.77	567.41
	10,649.91	**475.16**	**-**	**867.30**	**10,257.77**	**10,649.91**
Less : Provision for write off	10,000.00				10,000.00	10,000.00
Total	**649.91**	**475.16**	**-**	**867.30**	**257.77**	**649.91**

a. **Intangible assets under development Aging Schedule**

(₹ in lakhs)

Intangible assets under development	As at 31st March 2022				Total
	Amount in Intangible assets under development for a period of				
	Less than 1 year	1-2 Years	2-3 years	More than 3 years	
Projects in progress	175.27			82.50	257.77
Projects temporarily suspended	NIL	NIL	NIL	NIL	

b. **Intangible assets under development Aging Schedule**

(₹ in lakhs)

Intangible assets under development	As at 31st March 2021				
	Amount in Intangible assets under development for a period of				Total
	Less than 1 year	1-2 Years	2-3 years	More than 3 years	
Projects in progress	148.47	418.94	-	82.50	649.91
Projects temporarily suspended	NIL	NIL	NIL	NIL	

c. **Intangible assets under development completion schedule - Whose completion is overdue or has exceeded its cost compared to its original plan**

(₹ in lakhs)

Intangible assets under development	As at 31st March 2022			
	To be completed in			
	Less than 1 year	1-2 Years	2-3 years	More than 3 years
Projects in progress/Assets*	161.77	Nil	Nil	Nil
Projects temporarily suspended	Nil	Nil	Nil	Nil

* ERP under implementation in NEEPCO

d. **Intangible assets under development completion schedule - Whose completion is overdue or has exceeded its cost compared to its original plan**

(₹ in lakhs)

Intangible assets under development	As at 31st March 2021			
	To be completed in			
	Less than 1 year	1-2 Years	2-3 years	More than 3 years
Projects in progress	Nil	Nil	Nil	Nil
Projects temporarily suspended	Nil	Nil	Nil	Nil

Note No. 5: Investment in subsidiary and Joint Venture companies

(₹ in lakhs)

Particulars	As at 31st March, 2022		As at 31st March, 2021	
	Quantity	Amount	Quantity	Amount
Quoted Investments				
TOTAL AGGREGATE QUOTED INVESTMENTS (A)				
Unquoted Investments (all fully paid)				
Investments in Equity Instruments				
- of joint ventures - jointly controlled entities				
- KSK Dibbin Hydro Power (Equity Share Fully Paid up)	27930000	3,238.00	27930000	3238.99
TOTAL AGGREGATE UNQUOTED INVESTMENTS (B)	**27930000**	**3,238.00**	27930000	3,238.99
Other Investment				
TOTAL other Investment (C)				
TOTAL INVESTMENTS (A) + (B)+ (C)	**27930000**	**3,238.00**	27930000	3,238.99

Particulars	As at 31st March, 2022		As at 31st March, 2021	
	Quantity	Amount	Quantity	Amount
Less : Aggregate amount of impairment in value of investments - of joint ventures - jointly controlled entities **TOTAL IMPAIRMENT VALUE (D)**		2,793.00		2,793.00
TOTAL INVESTMENTS CARRYING VALUE (A) + (B) + (C) - (D)	**27930000**	**445.00**	**27930000.00**	**445.99**

INVESTMENT IN JOINT VENTURES

(i) The carrying amount and market value of unquoted investments is as follows:

(₹ in lakhs)

Name of the Companies	Proportion of Ownership interest as at	
	31.03.2022	31.03.2021
KSK Dibbin Hydro Power	30%	30%

Particular	As at 31st March, 2022	As at 31st March, 2021
(a) Unquoted		
Aggregate carrying amount of unquoted investments	445.00	445.99
Total carrying amount	445.00	445.99

(i) The cost of unquoted investments approximate the fair value because there is a wide range possible fair value measurements and the cost represents estimate of fair value within that range.

(ii) **Investment in KSK Dibbin Hydro Power:-** Joint venture between KSK Energy Ventures and NEEPCO Ltd for setting up of a hydro power plant at Arunachal Pradesh.

NEEPCO is under the process of exploring various scopes & opportunities for ensuring viability of M/s KSK Dibbin hydro Power Pvt Ltd, the Joint Venture Company, including engagement of legal expert to protect the Corporation's (NEEPCO's) interest for the investment made. However, considering commercial non viability of the project in its present form as observed by inter-diciplinary committee of the Company, provision of equivalent amount has been made for the said investment.

Note No. 6: Loans

(₹ in lakhs)

Particular	As at 31st March, 2022	As at 31st March, 2021
Loans and Advances to employees		
- Secured, considered good	-	-
- Unsecured, considered good	26.16	28.30
- Which have significant increase in credit risk	-	-
- Credit impaired		
Less : Allowance for bad and doubtful advances	-	-
TOTAL	**26.16**	**28.30**

(i) Loan & Advances to employees includes Interest bearing Computer Advance and interest free Furniture Advance and Multipurpose Advance. Computer advance & Furniture advance are recovered from employees in 60 equal instalments whereas Multipurpose Advance is recovered in 12 installment.

(ii) There is no outstanding debts due from Directors and other related parties of the Company as on 31.03.2022 (Previous year NIL).

(iii) The above loans and advances have been given as per the norms of the Corporation on recoverable basis.

Note No. 7: Deferred tax balances

(₹ in lakhs)

Particulars	As at 31st March, 2022	As at 31st March, 2021
Deferred Tax Liability		
Difference in Book depreciation & Tax Depreciation	134,249.94	108,464.60
Less: Deferred Tax Asset		
Unabsorbed depreciation	42,540.99	30,546.32
Provisions	8,963.85	9,781.56
Statutory dues	365.37	1,163.83
Leave encashment	4,841.55	5,158.25
Others*	904.38	
Deferred Tax of JV Company	94.03	94.34
Net Defer Tax (Asset)/ Liability	**76,727.83**	**61,908.98**

Deferred Tax as on 31.03.2022

(₹ in lakhs)

Deferred Tax Reconciliation	As at 31st March 2022	As at 31st March 2021	Effect in PL
Defered Tax Liability as per Ind AS	(134,249.94)	(108,464.60)	25,785.34
Defered Tax Asset as per Ind AS	57,522.11	46,555.62	(10,966.49)
Net Defered Tax Liability	(76,727.83)	(61,908.98)	14,818.85
Net (Liability)/Asset as per Ind AS	(76,727.83)	(61,908.98)	14,818.85
Effect in PL			14,818.85

Deferred Tax as on 31.03.2021

(₹ in lakhs)

Deferred Tax Reconciliation	As at 31st March 2022	As at 31st March 2021	Effect in PL
Defered Tax Liability as per Ind AS	(108,464.60)	(76,916.47)	31,548.13
Defered Tax Asset as per Ind AS	46,555.62	17,123.13	(29,432.49)
Net Defered Tax Liability	(61,908.98)	(59,793.34)	2,115.64
Net (Liability)/Asset as per Ind AS	(61,908.98)	(59,793.34)	2,115.64
Effect in PL			2,115.64

(i) NEEPCO is in the business of generation and sale of electricity. Electricity generated by various power plants of the Company are sold to various beneficiaries under long-term power purchase agreements. Tariffs for the generating stations are determined by the Central Electricity Regulatory Commission (CERC) in compliances to the CERC Tariff Regulations issued time to time on "Cost plus basis". Considering the CERC determined tariff for billing on NEEPCO's beneficiaries, as well as prevailing power market in India and Plant performances of the generating stations, it is expected that sufficient taxable profit will be available to the Company in future years.

In compliance to the Ind AS 12 - Taxes, the Company has recognised Deferred Tax Asset (DTA) amounting to ₹ 30,546.32 lakhs upto the year ended 31.03.2021 in respect of "Unabsorbed depreciation" with convincing evidence that sufficient future taxable income will be available against which such DTA can be realized. With further accrual amounting to ₹ 11,994.67 lakh during the FY 2021-22, DTA in respecte of "Unabsobed depreciation" as on 31.03.2022 stands at ₹ 42,540.99 lakh.

(ii) MAT credit available for the Company as on 31.03.2022 amounts to ₹ 11745.65 lakhs, being the amount as per computation of tax credit under Sec 115 JAA.

(iii) * Others includes deferred tax assets created on provision for Post Retirement Medical Benefit (PRMB) & award of Gold Coin to superannuated employees.

(iv) Refer note no 48 for detailed disclosure.

Movement in deferred tax balances

As at 31st March 2022

(₹ in lakhs)

Particulars	As at 1st April 2021	Recognised in statement of profit and loss	Recognised in OCI	Others	As at 31st March 2022
Deferred tax liability					
Difference in book depreciation and tax depreciation	108,464.60	25,785.34			134,249.94
Less: Deferred tax assets	-				
Unabsorbed depreciation	30,546.32	11,994.67			42,540.99
Provisions	9,781.56	(817.71)			8,963.85
Statutory dues	1,163.83	(798.46)			365.37
Leave encashment	5,158.25	(316.70)			4,841.55
Others	-	904.38			904.38
Deferred Tax of JV Company	94.33	(0.31)			94.02
Net tax (assets) / liabilities	61,908.97	14,818.85	-	-	76,727.82

As at 31st March 2021

(₹ in lakhs)

Particulars	As at 1st April 2020	Recognised in statement of profit and loss	Recognised in OCI	Others	As at 31st March 2021
Deferred tax liability					
Difference in book depreciation and tax depreciation	76,916.47	31,548.13	-	-	108,464.60
Less: Deferred tax assets	-			-	
Unabsorbed depreciation		30,546.32	-	-	30,546.32
Provisions	9,620.13	161.43	-	-	9,781.56
Statutory dues	2,966.20	(1,802.37)	-	-	1,163.83
Leave encashment	4,630.65	527.60	-	-	5,158.25
Others	-	-			-
Deferred Tax of JV Company	93.84	0.49			94.33
Net tax (assets) / liabilities	59,699.49	2,115.15	-	-	61,908.97

Note No. 8: Other non-current assets

(₹ in lakhs)

Particulars	As at 31st March, 2022	As at 31st March, 2021
Capital Advances		
Secured :	-	-
Un-Secured :		
Covered By Bank Guarantee	12,284.78	12,278.17
Others	2,635.90	414.56
Considered Doubtful	39.64	39.64
Less: Allowances for bad & doubtful advances	39.64	39.64
	14,920.68	12,692.73
Deferred Foreign Currency Fluctuation Assets	-	791.68
Interest Accrued on Advances	1,103.89	1,209.93
Advance tax refundable	2,278.53	4,529.19
Total	**18,303.10**	**19,223.53**

(i) Capital advances comprises of Mobilisation Advance and advance against arbitrational award deposited to escrow account in respect of Projects.

(ii) Tax refundable relates to FY 2013-14 to 2015-16, FY 2017-18 & FY 2019-20 are ₹ 333.48 lakhs, ₹ 439.85 lakhs, ₹ 872.26 lakhs, ₹ (1597.55) lakhs and ₹ 2230.49 respectively for which appeals are pending with Income Tax Authorities.

(iii) Advance to Directors & other related parties as on 31.03.2022 is NIL (Previous year NIL).

Note no.- 9 Inventories (At lower of cost or Net Realisable value)

(₹ in lakhs)

Particulars	As at 31st March, 2022	As at 31st March, 2021
Operational stores ::		
Stores & Spares	13,381.41	12,053.08
Consumables	292.47	137.27
Others	1,425.36	1,335.98
Obsolete/ Scrap	836.38	890.90
	15,935.62	14,417.23
Less :: Provision for shortages		
Provision for obsolete/ unserviciable Items	836.38	890.90
Total Inventories	**15,099.24**	**13,526.33**
Included above, goods-in-transit		
Stores & Spares	-	38.90
Total Goods in transit	**-**	**38.90**

(i) Secured,Working Capital Demand Loan of ₹ 7500.00 lakhs (previous year ₹19174.67 lakhs) was drawn against hypothecation of the stocks of stores and spares and Book Debt of the Company to the extent of drawal.

(ii) The Company is operating in the regulatory environment and as per CERC Tariff Regulations, cost of fuel and other inventory items are recovered as per extant tariff regulations. Accordingly, the realizable value of the inventories is not lower than the cost. Stores & Spares includes stores against grants in aid of ₹ 915.67 lakhs to be amortised against repairs & maintenance.

Note No. 10: Trade receivables

(₹ in lakhs)

Particulars	As at 31st March, 2022	As at 31st March, 2021
Trade Receivables considered good - Secured		
Trade Receivables considered good - Unsecured	48,776.49	76,911.76
Trade Receivables which have significant increase in credit risk		
Trade Receivables - credit impaired		
Allowance for doubtful debts		
TOTAL	**48,776.49**	**76,911.76**

(i) Trade receivables are dues in respect of goods sold or services rendered in the normal course of business.

(ii) Where no due date is specifically agreed upon, the normal credit period allowed by the Company is in compliance to the CERC regulations / Guidance.

(iii) Where a trade receivable has been provided for, such provision could be dictated by prudence, but one could still expect to realise the amount within 12 months from the balance sheet date. Under such circumstances, the said trade receivable is classified as current. Where, however, there is no expectation to realise the amount within the next twelve months period, the same needs to be classified as non-current along with the provision made for the same.

(iv) Debt due from related parties is NIL (Previous year : NIL)

Trade Receivables Ageing

(₹ in lakhs)

Particulars	As at 31st March 2022							
	Un-billed	Not due (i.e., upto 45 days)	Outstanding for following periods from due date of payment					
			>45 days to less than 6 months	6 months to 01 year	01 year to 02 years	02 years to 03 years	More than 3 years	Total
A	B	C	D	E	F	G	H	I= B TO H
(i) Undisputed Trade receivables – considered good	24,930.37	8,605.88	3,466.93	1,324.05	0.75	80.07		38,408.05
(ii) Undisputed Trade Receivables – which have significant increase in credit risk								-
(iii) Undisputed Trade Receivables – credit Impaired								-
(iv) Disputed Trade Receivables–considered good						9,936.50	431.94	10,368.44
(v) Disputed Trade Receivables – which have significant increase in credit risk								-
(vi) Disputed Trade Receivables – credit Impaired								-
Total	**24,930.37**	**8,605.88**	**3,466.93**	**1,324.05**	**0.75**	**10,016.57**	**431.94**	**48,776.49**

(₹ in lakhs)

Particulars	As at 31st March 2021							
	Un-billed	Not due (i.e., upto 45 days)	Outstanding for following periods from due date of payment					
			>45 days to less than 6 months	6 months to 01 year	01 year to 02 years	02 years to 03 years	More than 3 years	Total
A	B	C	D	E	F	G	H	I= B TO H
(i) Undisputed Trade receivables – considered good	19,201.03	25,205.96	6,319.26	65.92	2,446.05	13,305.09		66,543.32
(ii) Undisputed Trade Receivables – which have significant increase in credit risk								-
(iii) Undisputed Trade Receivables – credit Impaired								-
(iv) Disputed Trade Receivables– considered good					9,936.50	431.94		10,368.44
(v) Disputed Trade Receivables – which have significant increase in credit risk								-
(vi) Disputed Trade Receivables – credit Impaired								-
Total	**19,201.03**	**25,205.96**	**6,319.26**	**65.92**	**12,382.55**	**13,737.03**	**-**	**76,911.76**

(I) Notes on Disputed Trade Receivable:

(1) Disputed trade receivables includes (i) ₹ 431.94 lakh against claim for reimbursement on account of Effective Tax Rate; (ii) ₹ 1399.45 lakh against claim for reimbursement of Foreign Exchange Rate Variation (FERV) for 2015-16 to 2018-19; (iii) ₹ 5799.78 lakh against arrear bills arising out of determination of tariff of TGBP by CERC for 2017-18 & 2018-19; (iv) ₹ 2737.27 lakh against bills for GTG unit during 2015-16 & 2016-17 prior to COD of STG unit.

(2) TSECL has appealed against the above mentioned bills amounting to ₹ 10368.44 before APTEL. The petition has been taken up by APTEL and included in the "List of Finals" to be taken up for hearing in its turn. There are sufficient legal/regulatory grounds as indicated by legal experts to infer that TSECL's petition will be turned down and judgement delivered in NEEPCO's favour by APTEL. Though vide the order dated 01st April 2022, Hon'ble APTEL has directed NEEPCO not to take any precipitative action against TSECL for payment of the dues during pendency of the appeal, however, Ministry of Power (Govt. of India) has initiated action for liquidation of the dues invoking provisions of the Tripartite Agreement (TPA) & the process is continuing.

(3) TSECL has offered out-of-court settlement of the above mentioned dispute regarding bills for ₹ 10368.44 lakhs, which has not been accepted by NEEPCO as the offer entailed sharing the disputed amount on a 50 - 50 basis. Meanwhile, based on NEEPCO's request, the Government of India has served noticed on the Government of Tripura with regard to invocation of the payment security clause of the Tripartite Agreement between GoI, RBI and Govt. of Tripura which enables the GoI to divert fund from the state's account maintained with RBI to liquidate the dues payable to NEEPCO by TSECL, including Late Payment Surcharge on the dues. The payment has been deferred till decisuon on the matter, which is expected shortly.

(4) With consideration of the above, disputed trade receivable amounting to ₹ 10368.44 lakhs has been considered good and no provision has been provided in books since there is no significent credit risk. Further, the realisation of the aforesaid amount is expected within a period of 12 months from the Balance Sheet date.

(i) Notes on Unbilled Revenue

Unbilled revenue as on 31.03.2022 amounting to ₹ 24930.37 lakhs includes energy bills ₹ 16366.20 lakhs, trading of merchant power ₹ 6979.94 lakhs, FERV ₹ 1477.53 lakhs, NERLDC fees & charges ₹ 39.79 lakhs, open cycle (AGBPS) billing ₹ 0.75 lakhs & LPS ₹ 66.16 lakhs.

Change in trade receivables

(₹ in lakhs)

Particulars	As at 31st March, 2022	As at 31st March, 2021
Opening Balance	76,911.76	66,226.10
Add:: Net Revenue Recognised but not realised during the year	(28,135.27)	10,685.66
Closing Balance	48,776.49	76,911.76

(ii) Trade receivables are further analysed as :

(₹ in lakhs)

As at March 31, 2022	Gross credit risk amount	Allowance for credit losses	Net credit risk amount
Amounts not yet due	33,536.25	-	33,536.25
More than 45 days upto six months	3,466.93	-	3,466.93
More than six months	11,773.31	-	11,773.31
TOTAL	**48,776.49**	**-**	**48,776.49**

(₹ in lakhs)

As at March 31, 2021	Gross credit risk amount	Allowance for credit losses	Net credit risk amount
Amounts not yet due	44,406.99	-	44,406.99
More than 45 days upto six months	6,319.26	-	6,319.26
More than six months	26,185.50	-	26,185.50
TOTAL	**76,911.76**	**-**	**76,911.76**

The Company considers its maximum exposure to credit risk with respect to customers as at March 31, 2022 to be ₹48776.49 lakhs (March 31, 2021: ₹ 76911.76 lakhs), which is the fair value of trade receivables after allowance for credit losses. The Company's exposure to customers is diversified and except TSECL (Tripura) & P&E Mizoram, no other customer contributes to more than 10% of outstanding dues (i.e. more than 45 days) accounts receivable as at March 31, 2022.

Movement in allowance for credit losses in respect of trade receivables:

(₹ in lakhs)

Particulars	As at 31st March, 2022	As at 31st March, 2021
Balance at the beginning of the period	-	-
Additions during the period	-	-
Utilised during the period	-	-
Balance at the end of the period	-	-

In determining the allowances for doubtful trade receivables the Company has used a practical expedient by computing the expected credit loss allowance for trade receivables based on a provision matrix. The provision matrix takes into account historical credit loss experience and is adjusted for forward looking information. The expected credit loss allowance is based on the ageing of the receivables that are due and rates used in the provision matrix.

Note No. 11: Cash and Cash Equivalents

(₹ in lakhs)

Particulars	As at 31st March, 2022	As at 31st March, 2021
(a) Balances with banks		
Unrestricted Balance with banks		
(i) In Current Account	4,344.26	45.97
(ii) In Deposit Account (original matuiry less than 3 months)		
(b) Cheques, drafts on hand		
(c) Cash in hand		
(d) Others	0.23	0.92
Cash and cash equivalents as per balance sheet	4,344.49	46.89
(a) Earmarked Balances with banks		
Earmarked Balance with banks		
(i) In Current Account		
(ii) In Deposit Account		
Total	**4,344.49**	**46.89**

Note No. 12: Bank balances other than Cash and cash equivalents

(₹ in lakhs)

Particulars	As at 31st March, 2022	As at 31st March, 2021
Restricted Money	1,009.06	171.24
Total	**1,009.06**	**171.24**

(i) Breakup of Restricted Money

(₹ in lakhs)

Particulars	As at 31st March, 2022	As at 31st March, 2021
Margin Money against Bond redemption reserve	-	-
DDUGVY scheme of GOI	992.58	160.23
SAUBHAGYA scheme of GOI	13.79	11.01
PM- KUSUM (MNRE- GoI)	2.69	
Total	**1,009.06**	**171.24**

(ii) Bank balances other than Cash & cash Equivalent consists of restricted money relating to Deen Dayal Upadhyaya Gram Jyoti Yogana(DDUGJY), Pradhan Mantri Sahaj Bijli Har Ghar Yojana (SAUBHAGYA Scheme) & PM- KUSUM.

(iii) The cash and bank balances as above are primarily denominated and held in Indian rupees.

(iv) There is no deposits to bank relating to bond due for redemption at the end of the FY 2021-22.

Note No. 13: Others

(₹ in lakhs)

Particulars	As at 31st March, 2022	As at 31st March, 2021
Other Receivables		
Secured, considered good		
Unsecured, considered good	1,146.21	1,499.32
- Doubtful	-	-
Claim Receivable (Unsecured)	3,562.67	
Contract Assets	29,556.94	17,173.31
Interest accrued on STDR	-	-
Advances to staff	1,429.36	63.83
Security Deposits	111.65	108.16
TOTAL	**35,806.83**	**18,844.62**

(₹ in lakhs)

Particulars	As at 31st March, 2022	As at 31st March, 2021
Interest accrued on deposits and loans		
Unsecured, considered good	-	-
Unsecured, considered doubtful	-	-
Less: Allowance for credit losses	-	-
Other financial assets	-	-
Advances to staff	1,429.36	63.83
Security Deposits	111.65	108.16

(i) Contract assets comprises of provisional revenue ₹ 23605.12 lakhs, LPS amounting to ₹ 3636.25 lakhs, Deferred Tax materialisation amounting to ₹ 1212.39 lakhs & Effective tax rate (FY 2016-17) ₹ 1103.18 lakhs.

(ii) Other Receivable-Unsecured Considered good consists of amount receivable from REC towards implementation of DDUGJY scheme amounting to ₹ 491.58 lakhs, PM KUSUM amounting to ₹ 25.30 lakhs, amount receivable from PRMB trust ₹ 236.34 lakhs, amount receivable from NTPC ₹ 11.03 lakhs, amount receivable from LADF (Arunachal Pradesh) ₹ 373.09 lakhs, from NVVN for TDS ₹ 8.44 lakhs, PNB ₹ 0.43 lakhs. Claim receivable (Unsecured) amounting to ₹ 3562.67 lakhs is due for settlement of insurance claim lodged for Kopili (4 X 50 MW) HPS mishap occured during 2019.

(iii) There is no outstanding debts due from the Directors of the Company.

(iv) Loan & Advances to employees includes Interest bearing Computer Advance and interest free Furniture Advance and Multipurpose Advance. Computer advance & Furniture advance are recovered from employees in 60 equal instalments whereas Multipurpose Advance is recovered in 12 installment.

(v) Security deposits are primarily consists of Deposit against BSNL Lines, Gas Connection, Cable Connection etc. which will be refunded on surrender of services provided by service providers.

(vi) Changes in Other Receivables - Unsecured considered good and Contract Assets

(₹ in lakhs)

Particulars	As at 31st March, 2022	As at 31st March, 2021
Opening Balance	18,672.63	28,787.82
Add : Addition during the year	39,179.78	8,397.49
Less : Realised / Billed during the year	23,586.59	18,512.68
Closing Balance	34,265.82	18,672.63

Note No. 14: Current Tax Assets/(Liabilities)

(₹ in lakhs)

Particulars	As at 31st March, 2022	As at 31st March, 2021
Advance tax refundable	180.67	329.49
Advance tax paid including TDS/TCS	7,294.29	1,321.46
Less : Current tax liabilities		
Current year	5,676.88	559.65
Adjustment for earlier years	809.86	793.04
Other Comprehensive Income	(772.86)	(496.33)
Pertaining to regulatory deferral account balances	1,619.88	1,020.78
MAT credit entitlement	-	-
Current Tax Asset / (Liabilities) (Net)	**141.20**	**(226.19)**

(i) Amounts of tax refundable relate to the AY 2009-10 and AY 2011-12 to 2013-14 are ₹4.87 lakhs, ₹ 3.13 lakhs, ₹153.60 lakhs and ₹ 19.07 lakhs respectively as assessed during the FY 2020-21 under "Vivad Se Vishwas Scheme".

(ii) MAT credit available for the Company as on 31.03.2022 amounts to ₹ 11745.65 lakhs, being the amount as per computation of tax credit under Sec 115 JAA.

(iii) Refer Note No-48 for detailed disclosure on Income Tax.

Note No. 15: Other current assets

(₹ in lakhs)

Particulars	As at 31st March, 2022	As at 31st March, 2021
Prepaid Expenses including prepaid insurance	1,842.71	2,954.37
Advances to Suppliers & Contractors - Unsecured, considered good	1,339.40	795.94
Less : Allowances for doubtful	40.40	54.16
Scrap /Obsolete assets	12,704.57	10,686.84
Less : Provisions	12,704.57	10,686.84
Net	-	-
Assets held for disposal	8.20	174.89
Total	**3,149.91**	**3,871.04**

(i) Prepaid Expenses consists of amount paid in advance in respect of prepaid insurance , License fee (pollution control) & BSNL leaseline for Internet, the benefit of which has not yet expired on reporting date. Prepaid expenses of items of ₹ 20000/- and below are charged to natural head of accounts.

(ii) Advances to suppliers & contractors are the short term advances to be recovered within 12 months from the bills. The advances are given as stipulated under the work/supply order.

(iii) Advance to Directors and other related parties as on 31.03.2022 is NIL. (Previous year NIL)

(iv) **Assets held for disposal consists of following items**

(₹ in lakhs)

Particulars	As at 31st March, 2022	As at 31st March, 2021
Plant & Equipments	38.60	306.25
Vehicles	9.71	8.71
Office Equipment	-	
Tools & Plants	-	56.20
Misc. Equipment		
Value of Assets held for disposal	**48.31**	**371.16**
Less: Provision	**40.11**	**196.27**
NRV for Assets held for disposal	**8.20**	**174.89**

(v) Scarp/Oboslete Assets

(₹ in lakhs)

Unit	As at 31st March, 2022	As at 31st March, 2021
Assam GBPS	473.11	169.68
Agartala GBPS	72.67	5.40
Kopili HPS	11,837.67	10,380.03
Ranganadi HPS	86.53	31.27
Pare HPS	1.70	1.70
Kameng HPS	67.17	3.04
KOLKATA	-	0.39
Tripura GBPS	0.08	0.08
Tuirial HPS	70.95	
Rupa (S&I)	0.40	0.21
Shillong	93.18	94.03
Guwahati	1.11	1.00
TOTAL	**12,704.57**	**10,686.84**
Less: Provision	12,704.57	10,686.84

Note No. 16: Regulatory Deferral Accounts Debit Balance

(₹ in lakhs)

Particulars	As at 31st March, 2022	As at 31st March, 2021
Regulatory deferral account Debit balance		
(i) Employees benefit expenses - Gratuity		
Opening Balance	4,793.47	4,793.47
Addition during the period		
Closing balance	**4,793.47**	**4,793.47**
ii) Depreciation - Tuirial HPS		
Opening Balance	13,962.05	9,842.54
Addition during the period	4,117.64	4,119.51
Closing balance	**18,079.69**	**13,962.05**

Particulars	As at 31st March, 2022	As at 31st March, 2021
(iii) Deferred Tax adjustment against deferred tax liabilities		
Opening Balance	24,233.87	23,056.57
Addition during the period	5,153.65	1,177.30
Closing balance	**29,387.52**	**24,233.87**
(iv) Deferred Tax Recoverable		
Opening Balance	39,934.78	41,254.63
Realized/Adjustment during the period	(1,310.82)	(1,319.85)
Closing balance	**38,623.96**	**39,934.78**
(v) Exchange difference		
Opening Balance	1,459.91	914.32
Addition during the period	-	647.34
Realized/Adjustment during the period	-	101.75
Closing balance	**1,459.91**	**1,459.91**
Regulatory deferral account Debit balance	**92,344.55**	**84,384.08**

Deferral Regulatory Account Balance has been adjusted in line with **Accounting Policy No-6.** Refer Note No.37 for detailed disclosure.

Note No. 17: Equity Share Capital

(₹ in lakhs)

Particulars	As at 31st March, 2022	As at 31st March, 2021
Equity Share Capital	360,981.04	360,981.04
Total	**360,981.04**	**360,981.04**

Authorised & Issued Share Capital

(₹ in lakhs)

Particulars	As at 31st March, 2022	As at 31st March, 2021
Authorised Share Capital		
5,00,00,00,000 nos. of equity shares of ₹ 10/- each (Previous year 5,00,00,00,000 nos. of equity shares of ₹ 10/- each)	500,000.00	500,000.00
Issued, Subscribed and fully paid-up capital comprises :		
3,60,98,10,400 nos. (Previous period 3,60,98,10,400 nos.) of equity shares of ₹ 10/- each	360,981.04	360,981.04
Total	**360,981.04**	**360,981.04**

(i) The movement in subscribed and paid up share capital is set out below:

Particulars	As at March 31, 2022					
	Opening balance as on 01.04.2021		Movement during 2021-22		Closing Balance as on 31.03.2022	
	No. of shares	₹ in Lakhs	No. of shares	₹ in Lakhs	No. of shares	₹ in Lakhs
Ordinary shares of ₹10 each						
At beginning of the year	3609810400	360981.04	-	-	3609810400	360981.04
Shares allotted during the year	-	-	-	-		
	3609810400	**360981.04**	**-**	**-**	**3609810400**	**360981.04**

CONSOLIDATED FINANCIAL STATEMENTS

Particulars	As at March 31, 2021					
	Opening balance as on 01.04.2020		Movement during 2020-21		Closing Balance as on 31.03.2021	
	No. of shares	₹ in Lakhs	No. of shares	₹ in Lakhs	No. of shares	₹ in Lakhs
Ordinary shares of ₹10 each						
At beginning of the year	3,609,810,400	360,981.04	-	-	3,609,810,400	360,981.04
Shares allotted during the year	-	-	-	-		
	3,609,810,400	**360,981.04**	-	-	**3,609,810,400**	**360,981.04**

(ii) Details of shareholding of Promoter/Holding Company

Particulars	As at 31st March, 2022			As at 31st March, 2021		
Name of Promoter/Holding Company	No. of Shares Held (Face value of ₹ 10 each)	% of Total Shares	% change during the year	No. of Shares Held (Face value of ₹ 10 each)	% of Total Shares	% change during the year
NTPC Ltd.	3,609,810,400	100.00	-	3609810400	100	-

(iii) The Corporation has only one class of shares referred to as equity shares having a par value of ₹ 10/- wholly owned by NTPC ltd. The holders of the equity shares are entitled to receive dividends as declared from time to time and are entitled to voting rights proportionate to their share holding at the meetings of shareholders.

(iv) The Cabinet Committee on Economic Affairs, chaired by Prime Minister accorded in-principle approval for stareregic disinvestment of Government of India shareholding of 100% in NEEPCO alongwith transfer of management control to an identified CPSE srategic buyer, namely NTPC.

Accordingly, acquisition of entire equity stake of Government of India in NEEPCO Ltd by NTPC Ltd completed on 27th March 2020 through share transfer in persuant to share purchase agreement dt. 25th March 2020 between Government of india & NTPC Ltd. NTPC Ltd holds 100% ownership interest in NEEPCO Ltd as on 31st March 2022.

(v) During the immediately preceeding five years, the company has neither alloted any share persuant to contract without payment being received in cash, nor as bonus share nor bought back any shares.

Note No. 17A: Investment in Joint Venture

(₹ in lakhs)

Name of the Joint Ventures	31st March, 2022		31st March, 2021	
	KSK Dibbin	Total	KSK Dibbin	Total
Percentage Holding	30%		30%	
Equity	9311.00		9311.00	
Reserve and Surplus	1482.32		1485.63	
Net Assets	10793.32		10796.63	
Share of Equity	3238.00	3238.00	3238.99	3238.99
Total Equity		3238.00		3238.99
Cost in stand alone financials	2793.00	2793.00	2793.00	2793.00
Difference to Transition Reserve in CFS	445.00	445.00	445.99	445.99
Differential Entry	(0.99)	(0.99)	1.57	1.57
Defer Tax Entry	(0.31)		0.49	

Note No. 18: Other equity

(₹ in lakhs)

Particulars	As at 31st March, 2022	As at 31st March, 2021
General Reserve	197,691.68	197,691.68
Retained earnings	32,547.98	21,625.45
Bond redemption reserve	65,054.17	65,054.17
Total	**295,293.83**	**284,371.30**

18.1 General Reserve

(₹ in lakhs)

Particulars	As at 31st March, 2022	As at 31st March, 2021
Balance at the beginning of the year/period	197,691.68	197,691.68
Balance at the end of the year/period	**197,691.68**	**197,691.68**

18.2 Retained Earnings

(₹ in lakhs)

Particulars	As at 31st March, 2022	As at 31st March, 2021
Balance at the beginning of the year/period	21,625.45	20,152.67
Profit attributable to owners of the Company	21,228.69	4,791.23
Other comprehensive income arising from remeasurement of defined benefit obligation net of income tax	(1,306.16)	(818.45)
Final dividend paid for the previous year	(1,500.00)	(2,500.00)
Tax on Final Dividend	-	-
Interim dividend paid for the current year	(7,500.00)	-
Tax on Interim Dividend	-	-
Balance at the end of the year/period	**32,547.98**	**21,625.45**

During the year, the Company has paid interim dividend amounting to ₹ 7500.00 lakhs, i.e., ₹ 0.21 per share (face value of ₹ 10/- each) for the financial year 2021-22 as approved by the Board during 269th BoD meeting dated 04.02.2022 & ₹ 1500.00 lakhs towards final dividend for the previous FY 2020-21 as approved by the Board during 265th BoD meeting dated 26.08.2021.

Retained Earnings are the profit of the Company earned till date net of appropriation.

18.3 Bond Redemption Reserve

(₹ in lakhs)

Particulars	As at 31st March, 2022	As at 31st March, 2021
Balance at the beginning of the year/period	65,054.17	65,054.17
Movement during the year/period		
Balance at the end of the year/period	**65,054.17**	**65,054.17**

North Eastern Electric Power Corporation New Delhi

The nature of reserves are follows:

(a) General Reserve :- Under the erstwhile companies Act 1956, a general reserve was created through an annual transfer of net profit at a specified percentage in accordance with applicable regulations. Consequent to the introduction of Companies Act 2013, the requirement to mandatory transfer a specified percentage of net profit to general reserve has been withdrawn.

(b) Bond redemption reserve:- In terms of the applicable provisions of the Companies Act 2013, read with Companies (Share Capital and Debenture) Rules, 2014, the Company should comply with the requirements with regard to Bond/Debenture Redemption Reserve. The adequacy of Bond/Debenture Redemption Reserve is required to be ten percent of the value of the outstanding debentures. As on 31.03.2022, the Company has maintained a Bond Redemption Reserve of ₹ 65054.17 lakh, which is adequate for the purpose. Hence, the Company has not created any further Bond Redemption Reserve during the year.

Non-current liabilities

Financial Liabilities

Note No. 19: Long term borrowings

(₹ in lakhs)

Particulars	As at 31st March, 2022	As at 31st March, 2021
A. PRIVATELY PLACED PSU BONDS		
1. UN-SECURED BORROWINGS		
Twenty Third Issue	20,000.00	-
Less : Bond expense amortisation	4.86	-
Add: Interest accrued but not due	31.30	-
Bond - Twenty Third Issue (Net)	20,026.44	-
8 years NEEPCO 7.14% Unsecured, Redeemable, Non-Convertible, Taxable Bonds of ₹10,00,000 each, redeemable at 25% of face value on 22-09-2028; 23-03-2029; 24-09-2029; 22-03-2030 with Call Option on 24-03-2026; 24-09-2026; 24-03-2027; 24-09-2027; 24-03-2028; 22-09-2028; 23-03-2029; 24-09-2029.		
2. SECURED BORROWINGS		
i. Twenty second Issue	50,000.00	50,000.00
Less : Bond expense amortisation	30.76	34.89
Add: Interest accrued but not due	1,158.36	1,158.36
Bond - Twenty second Issue (Net)	51,127.60	51,123.47
8 years NEEPCO 7.55% Secured, Redeemable, Non-Convertible, Taxable Bonds of ₹10,00,000 each, redeemable at 25% of face value on 10-12-2026, 10-06-2027, 10-12-2027 & 10-06-2028 with Call Option on 10-06-2025, 10-12-2025, 10-06-2026, 10-12-2026, 10-06-2027, 10-12-2027. The assets attached to the earth as well as other movable assets of the Kameng Hydro Electric Project, Arunchal Pradesh and the landed property of the Corporation in the District of Mehsana, Gujarat have been identified for creation of charge by way of mortgage through a Trust Deed with the appointed Debenture Trustee: Charge ID No.100394348		
ii. Twenty first Issue	15,000.00	15,000.00
Less : Bond expense amortisation	20.67	24.04
Add: Interest accrued but not due	21.43	21.43
Bond - Twenty first Issue (Net)	15,000.76	14,997.39

Particulars	As at 31st March, 2022	As at 31st March, 2021
8 years NEEPCO 8.69% Secured, Redeemable, Non-Convertible, Taxable Bonds in the nature of debetures of ₹10,00,000 each, redeemable at 50% of face value on 26-09-2026, 26-09-2027 with Call Option on 26-09-2024, 26-03-2025, 26-09-2025, 26-03-2026,26-09-2026 & 26-03-2027. The assets attached to the earth as well as other movable assets of the Kameng Hydro Electric Project, Arunchal Pradesh and the landed property of the Corporation in the District of Mehsana, Gujarat have been charged by way of mortgage through a Trust Deed with the appointed Debenture Trustee.		
iii. Twentieth issue	30,000.00	30,000.00
Less : Bond expense amortisation	16.78	21.01
Add: Interest accrued but not due	960.41	960.41
Bond - Twentieth Issue (Net)	30,943.63	30,939.40
7 years NEEPCO 9.50% Secured, Redeemable, Non-Convertible, Taxable Bonds of ₹10,00,000 each, redeemable at 25% of face value on 29-05-2024, 29-11-2024, 29-05-2025 & 29-11-2025 with Call Option on 29-11-2023, 29-05-2024, 29-11-2024, 29-05-2025. (The assets attached to the earth as well as other movable assets of the Kameng Hydro Electric Project, Arunchal Pradesh and the landed property of the Corporation in the District of Mehsana, Gujarat have been charged by way of mortgage through a Trust Deed with the appointed Debenture Trustee).		
iv. Nineteenth issue	30,000.00	30,000.00
Less : Bond expense amortisation	21.09	24.13
Add: Interest accrued but not due	359.59	359.59
Bond - Nineteenth issue (Net)	30,338.50	30,335.46
10 years NEEPCO 8.75% Secured, Redeemable, Non-Convertible, Taxable Bonds of ₹ 10,00,000 each, redeemable at 25% of face value on 06-09-2026; 06-03-2027;06-09-2027 & 06-03-2028 with call option on 06-03-2023, 10-08-2023, 10-02-2024, 10-08-2024, 10-02-2025, 10-08-2025, 10-02-2026, 10-08-2026, 10-02-2027, 10-08-2027, 10-02-2028. (The assets attached to the earth as well as other movable assets of the Pare Hydro Electric Project, Arunchal Pradesh and the landed property of the Corporation in the District of Mehsana, Gujarat have been chargeed by way of mortgage through a Trust Deed with the appointed Debenture Trustee).		
v. Eighteenth issue	50,000.00	50,000.00
Less : Bond expense amortisation	20.11	24.63
Add: Interest accrued but not due	1,441.32	1,441.32
Bond -Eighteenth issue (Net)	51,421.21	51,416.69
8 years NEEPCO 7.68% Secured, Redeemable, Non-Convertible, Taxable Bonds of ₹ 10,00,000 each, redeemable at 50% of face value on 15-05-2025 & 15-11-2025 with call option on 15-11-2022, 15-05-2023, 15-11-2023, 15-05-2024, 15-11-2024, 15-05-2025. (The assets attached to the earth as well as other movable assets of the Pare Hydro Electric Project, Arunachal Pradesh and the landed property of the Corporation in the District of Mehsana, Gujarat have been charged by way of mortgage through a Trust Deed with the appointed Debenture Trustee).		

Particulars	As at 31st March, 2022	As at 31st March, 2021
vi. Sixteenth Issue	90,000.00	90,000.00
Less : Bond expense amortisation	45.33	50.16
Add: Interest accrued but not due	2,290.09	2,290.09
Bond -Sixteenth (Net)	92,244.76	92,239.93
15 years NEEPCO 8.68% Secured, Redeemable, Non-Convertible, Taxable Bonds of ₹ 10,00,000/- each, redeemable at 20% of face value on 30-09-2026; 30-09-2027; 30-09-2028; 30-09-2029 & 30-09-2030. (The assets attached to the earth as well as other movable assets of the Tuirial Hydro Electric Project in Mizoram, Kopili Hydro Electric Project in Assam and the landed property of the Corporation in the District of Mehhsana, Gujarat have been charged by way of mortgage through a Trust Deed with the appointed Debenture Trustee)		
vii. Fifteenth issue	36,000.00	48,000.00
Add: Interest accrued but not due	63.17	84.23
Bond -Fifteenth (Net)	36,063.17	48,084.23
10 years NEEPCO 9.15% Secured, Redeemable, Non-Convertible, Taxable Bonds of ₹ 10,00,000/- each, redeemable at 20% of face value on 25-03-2021; 25-03-2022; 25-03-2023; 25-03-2024 & 25-03-2025. (The assets of the Agartala Gas Turbine Project (original open-cycle plant) in Tripura, assets except the Gas Turbines & Steam Turbines in the Assam Gas Based Project, Assam, assets except Plant & Machinery in the generating station in the Ranganadi Hydro Electric Project, Arunachal Pradesh and the landed property of the Corporation in the District of Mehsana, Gujarat have been charged by way of mortgage through a Trust Deed with the appointed Debenture Trustee).		
viii. Fourteenth issue	150,000.00	200,000.00
Add: Interest accrued but not due	-	-
Bond -Fourteenth (Net)	150,000.00	200,000.00
10 years NEEPCO 9.60% Secured, Redeemable, Non-Convertible, Taxable Bonds of ₹ 10,00,000 each, redeemable at 20% of face value on 01-10-2020; 01-10-2021; 01-10-2022; 01-10-2023 & 01-10-2024. (The assets attached to the earth as well as other movable assets of the Kameng Hydro Electric Project, Arunachal Pradesh and the landed property of the Corporation in the District of Mehsana, Gujarat have been charged by way of pari passu mortgage through a Trust Deed with the appointed Debenture Trustee).		
ix. Thirteenth issue	1,450.00	2,900.00
Add: Interest accrued but not due	6.08	18.23
Bond -Thirteenth (Net)	1,456.08	2,918.23
10 years NEEPCO 9.00% Secured, Redeemable, Non-Convertible, Taxable Bonds of ₹ 10,00,000/- each, redeemable at 20% of face value on 15-03-2019; 15-03-2020;15-03-2021, 15-03-2022 & 15-03-2023. (The Steam Turbines of the Assam Gas Based Power Plant, Assam and the landed property of the Corporation in the District of Mehsana, Gujarat have been charged by way of mortgage through a Trust Deed with the appointed Debenture Trustee).		

Particulars	As at 31st March, 2022	As at 31st March, 2021
x. Twelfth issue	2,400.00	4,800.00
Add: Interest accrued but not due	83.33	166.65
Bond -Twelfth (Net)	2,483.33	4,966.65
10 years NEEPCO 9.25% Secured, Redeemable, Non-Convertible, Taxable Bonds of ₹ 10,00,000/- each, redeemable at 20% of face value on 27-06-2018; 27-06-2019;27-06-2020; 27-06-2021 & 27-06-2022. (All the Plant and Machinery in the Generating Station of the Ranganadi Hydro Electric Project, Arunachal Pradesh and the landed property of the Corporation in the District of Mehsana, Gujarat have been charged by way of mortgage through a Trust Deed with the appointed Debenture Trustee).		
xi. Eleventh issue	-	4,000.00
Add: Interest accrued but not due	-	84.95
Bond -Eleventh (Net)	-	4,084.95
10 years NEEPCO 10.20% Secured, Redeemable, Non-Convertible, Taxable Bonds of ₹ 10,00,000 each, redeemable at par on 15-12-2021 with a put & call option on 15-12-2018. (The Gas Turbines of the Assam Gas Based Power Project, Assam and the landed property of the Corporation in the District of Mehsana, Gujarat have been charged by way of pari passu mortgage through a Trust Deed with the appointed Debenture Trustee).		
Sub-total : Privately Placed PSU Bonds (A)	**481,105.48**	**531,106.40**
B. SECURED TERM LOANS		
i. Rupee Loans:		
a. Medium Term Coporate Loan from Canara Bank	37,500.00	50,000.00
Add: Interest accrued but not due	216.01	130.89
Medium Term Coporate Loan from Canara Bank (Net)	37,716.01	50,130.89
Secured by pari passu charge over assets of the Kameng Hydro Electric Power Project (600 MW) situated at Arunachal Pradesh. The loan is repayble in 16 structured quarterly installment after 1 year moratorium from first drawal on 03-02-2020.		
b. Corporate Term Loan from Punjab National Bank	85,000.00	80,000.00
Add: Interest accrued but not due	-	-
Medium Term Coporate Loan from PNB (Net)	85,000.00	80,000.00
Secured by pari passu charge over assets of the Kameng Hydro Electric Power Project (600 MW) situated at Arunachal Pradesh. The loan is repayble in following quarterly installments after 2 years moratorium from first drawal: 12 equal installments of ₹25 crore each starting from 30.12.2022, 8 equal installments of ₹50 crore each starting from 30.12.2025 and 4 equal installments of ₹137.50 crore each starting from 30.12.2027.		

Particulars	As at 31st March, 2022	As at 31st March, 2021
c. Rupee Term Loan from State Bank of India	35,000.00	-
Add: Interest accrued but not due	-	-
Rupee Term Loan from SBI (Net)	35,000.00	-
Secured by pari passu charge on the assets of the Kameng Hydro Electric Power Project (600 MW) situated at Arunachal Pradesh with other lenders. The loan is repayble in following quarterly installments after 2 years moratorium from the first date of drawal: ₹ 25.00 Cr each at the end of the 9th to the 20th quarter; ₹ 50.00 Cr each at the end of the 21st to 28th quarter; ₹ 75.00 Cr each at the end of the 29th to 32th quarter.		
Foreign Currency Loan		
External Commercial Borrowing	13,608.89	20,734.21
Add: Interest accrued but not due	11.20	13.55
External Commercial Borrowing (Net)	13,620.09	20,747.76
[Secured by Hypothecation of all movable & immovable assets (including plant, machinery) created / to be created in respect of Tripura Gas Based Power Plant , Agartala and Agartala Gas Turbine Projects –Extension, Agartala. [SBI,Singapore has sanctioned 100 million US Dollar ECB loan @ interest rate of 3 months LIBOR plus 3.05% p.a. as margin (margin has been reduced to 2.75% p.a. w.e.f 20th March 2018). The agreement was signed on 9.12.2013. The last drawal was on 4th June 2014. The ECB loan is repayable in 39 equal quarterly installments w.e.f. 20.06.2014]		
Sub- Total Secured Loans (B)	171,336.10	150,878.65
Total : Secured Borrowings (A+B)	652,441.58	681,985.05
2.UNSECURED BORROWINGS:		
(i) Rupee Loan		
Subordinate Loans from Government of India	29,196.42	29,196.42
Less : Loan expense amortisation	72.32	71.42
Add: Interest accrued but not due	-	-
Subordinate Loans from Government of India (Net)	29,124.10	29,125.00
(Govt of India has sanctioned subordionate loan of ₹ 29196.42 lakhs at the interest trate of 1 % p.a. The loan was sanctioned on various date with last drawal on 6th July 2015. The loan is repayable in 15 equal annual installments from the 16th year after commissioning of the Tuirial Hydro Electric Project, Mizoram) i.e from 30th January 2018.		
(ii) Foreign Currency Loan		
Loan from KfW, Germany	43,744.62	50,802.71
Less :: Fair Value (80 million & 20 Million)	(141.76)	(117.20)
Add: Interest accrued but not due	284.48	332.70
Loan from KfW, Germany (Net)	44,170.86	51,252.61
(Guaranteed by the Govt. Of India)		
Loan sanctioned for construction of the Pare Hydro Electric Project (110 MW) at Arunachal Pradesh.		

Particulars	As at 31st March, 2022	As at 31st March, 2021
(Loan of 80 million and 20 million EURO was sanctioned from KFW , Germany under the Indo-German Bilateral Development Cooperation Programme. The loan agreement 80 million and 20 million EURO was executed on 11th December 2008 & 20th December 2017 at fixed interest rate of 3.46 % p.a. & 0.85% p.a. respectively. The loan is guranteed by Govt of India. The last loan installment of 80 million EURO was received on 03.03.2016 & 20 million EURO was received on 16.08.2018. The loans are repayble in 30 equal half-yearly installments w.e.f. 30-12-2013 & 20 equal half-yearly installments w.e.f. 30-12-2020 respectively.)		
Total Unsecured Borrowing (i + ii)	**73,294.96**	**80,377.61**
Total (1 + 2)	725,736.54	762,362.66
Less : Current maturities of (Refer Note 20)		
Bonds	65,850.00	69,850.00
Rupee Term Loan MTCL	17,500.00	12,500.00
Foreign Currency Loan - Secured	7,774.78	7,538.64
Foreign Currency Loan - unsecured	6,208.96	6,314.50
Interest accrued but not due	6,926.77	7,062.40
G R A N D T O T A L : Non-Current Liabilities	621,476.03	659,097.12

The maturity profile of borrowings is as follows: *(₹ in lakhs)*

Contractual maturities	As at 31st March, 2022	As at 31st March, 2021
In one year or less or on demand	97,334.16	96,203.14
Between one & two years	96,543.07	97,203.14
Between two & tree years	108,208.96	96,471.42
Between three & four years	96,208.96	105,814.50
Between four & five years	89,208.96	86,314.50
More than five years	231,395.82	273,426.63
Total contractual cash flows	**718,899.93**	**755,433.34**
Less: Capitalisation of transaction costs	-	-
Total Borrowings	**718,899.93**	**755,433.34**

Note:

a. The company has utilised its borrowed fund for the specific purpose only as per the terms & conditions of loan agreement(s).

b. The quarterly returns or statements of current assets filed by the Company with banks or financial institutions are in agreement with the books of accounts.

Financial Liabilities

Note No. 19 A Non current financial liabilities - Lease liabilities *(₹ in lakhs)*

Particulars	As at 31st March, 2022	As at 31st March, 2021
Lease Liability - Asset under Lease	1011.83	790.45
Less: Current maturities of lease liabilities	573.64	522.66
Total	**438.19**	**267.79**

Note No. 20: Long Term Provisions

(₹ in lakhs)

Particulars	As at 31st March, 2022	As at 31st March, 2021
Medical benefit for retired employees	1,607.45	1,070.55
Other retirement benefits	274.41	279.04
Total	**1,881.86**	**1,349.59**

The provision for employee benefits includes gratuity, Leave Encashment, Post retirement medical benefit, Gold Coin at retirement. The increase/ decrease in the carrying amount of the provision for the current year is mainly on account of net impact of incremental charge for current year and benefits paid in the current year.

1. Defined Contribution Plan

The Company participates in a number of defined contribution plans on behalf of relevant personnel. Any expense recognised in relation to these schemes represents the value of contributions payable during the period by them at rates specified by the rules of those plans. The only amounts included in the balance sheet are those relating to the prior months contributions that were not due to be paid until after the end of the reporting period. The major defined contribution plans operated by the Company are as below:

a) Provident fund

In accordance with Indian law, eligible employees of the Company are entitled to receive benefits in respect of provident fund, a defined contribution plan, in which both employees and the Company make monthly contributions at a specified percentage of the covered employees' salary.Company pays fixed contribution at predetermined rates to the Provident Fund Trust, which invests the fund in permitted securities as per Government guidelines. The Companies contribution to the fund for the period was ₹ 3414.12 lakhs (previous period ₹ 3351.80 lakhs).The investment has earned sufficient interest to pay the same to the member as per the rate specified by the Government of India.

b) Superannuation fund

In terms of the Guidelines of Department of Public Enterprise (DPE), Govt.of India (GOI) issued vide O.M. no.2(70)/08-DPE (WC) / GL-xiv/08 dt.26.11.2008 and OM. No. 2(70)/08-DPE (WC) / GL-vii/09 dt.02.04.2009, the Company has formulated the NEEPCO Employees Defined Contribution Superannuation Benefit Scheme. The Companies contribution to the trust managing this scheme for the year was ₹ 2404.67 lakhs (previous year ₹ 2324.90 lakhs).

2. Defined benefit plans

a. Post –Retirement Medical Benefit scheme

The Company has a Contributory Scheme for Post –Retirement Medical Facilities for Superannuated Employees. Under the scheme the retired /deceased employee and spouse of retiree/deceased are provided medical facilities on contributory basis which is as follows:

Reimbursement of medical expenses incurred for indoor treatment restricted to the rates of nearest authorized / approved hospital.

For out-patient/ domiciliary treatment taken in empanelled hospitals, reimbursement are allowed for clinical tests, examination, cost of medicines and other OPD expenses at actual subject to a ceiling of maximum of last basic per annum, whichever is less. The liability for the same is recognized on the basis of actuarial valuation.

b. Other retirement benefit on Superannuation

To nurture a good organizational culture and appreciate the sincere services rendered by the employee, the Corporation is providing a Gold Coin to the retiring employee on the date of retirement. The liability for the same is recognized on the basis of actuarial valuation.

3. **Other Employee benefit**

Social Security Scheme

The Company has a Social Security Scheme in lieu of compassionate appointment. The Company makes a matching contribution to the scheme. The objective of the scheme is to provide cash benefits to the dependent beneficiaries in the event of the death of an employee of the Company while in service including permanent total disablement leading to cessation of employment.

Note No. 20 A Disclosures As Per Ind AS19

Actuarial Valuation of Gratuity Liability

Summary of results:

(₹ in lakhs)

	Assets / Liability	31/03/2021	31/03/2022
a	Present value of obligation	19,701.01	19,689.11
b	Fair value of plan assets	18,171.16	18,643.54
c	Net assets / (liability) recognized in balance sheet as provision	-1529.85	-1045.58

Summary of membership data:

	As at	31/03/2021	31/03/2022
a)	Number of employees	2038	1915
b)	Total Monthly Salary (Lakhs)	2102.4	2189.11
c)	Average Past Service (Years)	23.36	23.58
d)	Average Age (Years)	49.9	50.38
e)	Average remaining (Years) working life	10.1	9.62
f)	weighted average duration	9.06	9.43

Economic Assumptions:

As at		31/03/2021	31/03/2022
i)	Discounting Rate	6.75	7.00
ii)	Future salary Increase	6.50	6.50

Demographic Assumption:

As at		31/03/2021	31/03/2022
i)	Retirement Age (Years)	60	60
ii)	Mortality rates inclusive of provision for disability **	100% of IALM (2012 - 14)	100% of IALM (2012 - 14)
iii)	Attrition at Ages	**Withdrawal**	**Withdrawal**
	Up to 30 Years	Rate (%)	Rate (%)
	From 31 to 44 years	0.01%	0.01%
	Above 44 years	0.03%	0.03%
		0.06%	0.06%

Scale of Benefits:

a)	Salary for calculation of gratuity	Last drawn qualifying salary.
b)	Vesting Period	5 years of service.
c)	Benefit on normal retirement	As per the provisions of payment of Gratuity Act 1972 as amended.
d)	Benefit on early retirement / withdrawal / resignation	Same as normal retirement benefit based on service upto the date of exit.

e)	Benefit on death in service	Same as normal retirement benefit based on service upto the date of death & no vesting conditions apply.
f)	Limit	20.00 Lakhs.

Plan Liability:

Date Ending	31/03/2021	31/03/2022
Present value of obligation as at the end of the period	19,701.01	19,689.11

Service Cost:

		31/03/2021	31/03/2022
a)	Current Service Cost	1,151.79	1,026.63
b)	Past Service Cost including curtailment Gains/Losses	--	--
c)	Gains or Losses on Non routine settlements	--	--
d)	Total Service Cost	1,151.79	1,026.63

Net Interest Cost:

		31/03/2021	31/03/2022
a)	Interest Cost on Defined Benefit Obligation	1,341.50	1,329.82
b)	Interest Income on Plan Assets	1,253.34	1,226.55
c)	Net Interest Cost (Income)	88.16	103.26

Change in Benefit Obligation:

		31/03/2021	31/03/2022
a)	Present value of obligation as at the beginning of the period	19,874.07	19,701.01
b)	Acquisition adjustment	--	--
c)	Interest Cost	1,341.50	1,329.82
d)	Service Cost	1,151.79	1,026.63
e)	Past Service Cost including curtailment Gains/Losses	--	--
f)	Benefits Paid	-2828.7	-2393.79
g)	Total Actuarial (Gain)/Loss on Obligation	162.35	25.44
h)	Present value of obligation as at the End of the period	19,701.01	19,689.11

Bifurcation of Actuarial Gain/Loss on Obligation:

		31/03/2021	31/03/2022
a)	Actuarial (Gain)/Loss on arising from Change in Demographic Assumption	--	--
b)	Actuarial (Gain)/Loss on arising from Change in Financial Assumption	--	-286.06
c)	Actuarial (Gain)/Loss on arising from Experience Adjustment	162.35	311.50

Actuarial Gain/Loss on Plan Asset:

		31/03/2021	31/03/2022
a)	Expected Interest Income	1,253.34	1,226.55
b)	Actual Income on Plan Asset	1,125.79	1,336.31
c)	Actuarial gain /(loss) for the year on Asset	-127.54	109.76

Balance Sheet and related analysis:

		31/03/2021	31/03/2022
a)	Present Value of the obligation at end	19,701.01	19,689.11
b)	Fair value of plan assets	18,171.16	18,643.54
c)	Unfunded Liability/provision in Balance Sheet	-1,529.85	-1,045.58

The amounts recognized in the income statement:

		31/03/2021	31/03/2022
a)	Total Service Cost	1,151.79	1,026.63
b)	Net Interest Cost	88.16	103.26
c)	Expense recognized in the Income Statement	1,239.95	1,129.90

Other Comprehensive Income (OCI):

		31/03/2021	31/03/2022
a)	Net cumulative unrecognized actuarial gain/(loss) opening		
b)	Actuarial gain / (loss) for the year on PBO	-162.35	-25.44
c)	Actuarial gain /(loss) for the year on Asset	-127.54	109.76
d)	Unrecognized actuarial gain/(loss) for the year	-289.90	84.32

Change in plan assets :

		31/03/2021	31/03/2022
a)	Fair value of plan assets at the beginning of the period	18,567.96	18,171.16
b)	Actual return on plan assets	1,125.79	1,336.31
c)	Employer contribution	1,306.11	1,529.85
d)	Benefits paid	-2,828.70	-2,393.79
e)	Fair value of plan assets at the end of the period	18,171.16	18,643.54

Major categories of plan assets (as percentage of total plan assets):

		31/03/2021	31/03/2022
a)	Government of India Securities	--	--
b)	State Government securities	--	--
c)	High Quality Corporate Bonds	--	--
d)	Equity Shares of listed companies	--	--
e)	Property	--	--
f)	Funds Managed by Insurer	100%	100%
g)	Bank Balance	--	--
	Total	**100%**	**100%**

Change in Net Defined Benefit Obligation:

		31/03/2021	31/03/2022
a)	Net defined benefit liability at the start of the period	1,306.11	1,529.85
b)	Acquisition adjustment	--	--
c)	Total Service Cost	1,151.79	1,026.63
d)	Net Interest cost (Income)	88.16	103.26
e)	Re-measurements	289.90	-84.32
f)	Contribution paid to the Fund	-1,306.11	-1,529.85
g)	Benefit paid directly by the enterprise		
h)	Net defined benefit liability at the end of the period	1,529.85	1,045.58

Bifurcation of PBO at the end of year in current and non current:

		31/03/2021	31/03/2022
a)	Current liability (Amount due within one year)	2,141.10	2,354.51
b)	Non-Current liability (Amount due over one year)	17,559.91	17,334.60
	Total PBO at the end of year	**19,701.01**	**19,689.11**

Expected contribution for the next Annual reporting period:

		31/03/2021	31/03/2022
a)	Service Cost	760.19	800.38
b)	Net Interest Cost	103.27	73.19
c)	Expected Expense for the next annual reporting period	863.46	873.57

Sensitivity Analysis of the defined benefit obligation:

a) Impact of the change in discount rate		
	Present Value of Obligation at the end of the period	19,689.11
a)	Impact due to increase of 0.50%	-549.50
b)	Impact due to decrease of 0.50 %	580.08
b) Impact of the change in salary increase		
	Present Value of Obligation at the end of the period	19,689.11
a)	Impact due to increase of 0.50%	148.26
b)	Impact due to decrease of 0.50 %	-151.28

Maturity Profile of Defined Benefit Obligation:		
	Year	Amount
a)	0 to 1 Year	
b)	1 to 2 Year	
c)	2 to 3 Year	
d)	3 to 4 Year	
e)	4 to 5 Year	
f)	5 to 6 Year	
g)	6 Year onwards	

Actuarial Valuation of Leave Encashment

Summary of results:

	Assets / Liability	31/03/2021	31/03/2022
a	Present value of obligation	14,761.46	13,855.16
b	Fair value of plan assets	--	--
c	Net assets / (liability) recognized in balance sheet as provision	-14,761.46	-13,855.16

Summary of membership data:

	As at	31/03/2021	31/03/2022
a)	Number of employees	2038	1915
b)	Total Monthly Salary for(Lakhs) leave encashment	2102.40	2189.11
c)	Total Monthly Salary for (Lakhs) leave availment	4204.80	4378.22
d)	Average Past Service (Years)	23.36	23.58
e)	Average Age (Years)	49.90	50.38
f)	Average remaining (Years) working life	10.10	9.62
g)	Leave balance considered on valuation date	389,098	343,062
h)	Weighted average duration of PBO	9.06	9.43

Economic Assumptions:

As at		31/03/2021	31/03/2022
i)	Discounting Rate	6.75	7.00
ii)	Future salary Increase	6.50	6.50

Demographic Assumption:

i)	Retirement Age (Years)	60	60
ii)	Mortality rates inclusive of provision for disability **	100 % of IALM (2012 - 14)	100 % of IALM (2012 - 14)
iii)	Ages	**Withdrawal**	**Withdrawal**
	Up to 30 Years	Rate (%)	Rate (%)
	From 31 to 44 years	0.01%	0.01%
	Above 44 years	0.03%	0.03%
iv)	Leave	0.06%	0.06%
	Leave Availment Rate		
	Leave Lapse rate while in service	Nil	Nil
	Leave Lapse rate on exit	Nil	Nil
	Leave encashment Rate while in service	Nil	Nil
		Nil	15.00%

Scale of Benefits:

a)	Salary for calculation of Earned Leave	Last drawn qualifying salary.
b)	Vesting Period	Nil.
c)	Benefits	
1	Yearly accrual	30 days
2	Maximum accumulation	As per Company Policy
3	Total Leave Days	343,062
4	Availment in service (Compensated absence)	Yes
5	Leave encashment in service	Yes
6	Leave encashment on exit	Yes
7	Month to be treated as	30 days
d)	Benefit on normal retirement	Actual Accumulation
e)	Benefit on early retirement/ withdrawal/ resignation/death	Same as normal retirement benefit.

Plan Liability:

Date Ending	31/03/2021	31/03/2022
Present value of obligation as at the end of the period	14,761.46	13,855.16

Service Cost:

		31/03/2021	31/03/2022
a)	Current Service Cost	1,690.16	1,627.28
b)	Past Service Cost including curtailment Gains/Losses	--	--
c)	Gains or Losses on Non routine settlements	--	--
d)	Total Service Cost	1,690.16	1,627.28

Net Interest Cost:

		31/03/2021	31/03/2022
a)	Interest Cost on Defined Benefit Obligation	894.49	996.40
b)	Interest Income on Plan Assets	--	--
c)	Net Interest Cost (Income)	894.49	996.40

Table showing Change in Benefit Obligation:

		31/03/2021	31/03/2022
a)	Present value of obligation as at the beginning of the period	13,251.63	14,761.46
b)	Acquisition adjustment	--	--
c)	Interest Cost	894.49	996.40
d)	Service Cost	1,690.16	1,627.28
e)	Past Service Cost including curtailment Gains/Losses	--	--
f)	Benefits Paid	-1,093.84	-4,221.41
g)	Total Actuarial (Gain)/Loss on Obligation	19.03	691.43
h)	Present value of obligation as at the End of the period	14,761.46	13,855.16

Actuarial Gain/Loss on Obligation:

		31/03/2021	31/03/2022
a)	Actuarial (Gain)/Loss on arising from Change in Demographic Assumption	--	--
b)	Actuarial (Gain)/Loss on arising from Change in Financial Assumption	--	-237.92
c)	Actuarial (Gain)/Loss on arising from Experience Adjustment	-180.97	929.35

Actuarial Gain/Loss on Plan Asset:

		31/03/2021	31/03/2022
a)	Expected Interest Income	--	--
b)	Actual Income on Plan Asset	--	--
c)	Actuarial gain /(loss) for the year on Asset	--	--

Balance Sheet and related analysis:

		31/03/2021	31/03/2022
a)	Present Value of the obligation at end	14,761.46	13,855.16
b)	Fair value of plan assets	--	--
c)	Unfunded Liability/provision in Balance Sheet	-14,761.46	-13,855.16

The amounts recognized in the income statement:

		31/03/2021	31/03/2022
a)	Total Service Cost	1,690.16	1,627.28
b)	Net Interest Cost	894.48	996.40
c)	Net actuarial (gain) / loss recognized in the period	19.03	691.43
d)	Expense recognized in the Income Statement	2,603.67	3,315.11

Change in Net Defined Benefit Obligation:

		31/03/2021	31/03/2022
a)	Net defined benefit liability at the start of the period	13,251.63	14,761.46
b)	Acquisition adjustment	--	--
c)	Total Service Cost	1,690.16	1,627.28
d)	Net Interest cost (Income)	894.48	996.40
e)	Re-measurements	19.03	691.43
f)	Contribution paid to the Fund	--	--
g)	Benefit paid directly by the enterprise	-1,093.84	-4,221.41
h)	Net defined benefit liability at the end of the period	14,761.46	13,855.16

Bifurcation of PBO at the end of year in current and non current:

		31/03/2021	31/03/2022
a)	Current liability (Amount due within one year)	1,129.89	1,670.58
b)	Non-Current liability (Amount due over one year)	13,631.57	12,184.58
	Total PBO at the end of year	**14,761.46**	**13,855.16**

Expected contribution for the next Annual reporting period:

		31/03/2021	31/03/2022
a)	Service Cost	734.48	653.79
b)	Net Interest Cost	996.40	969.86
c)	Expected Expense for the next annual reporting period	1,730.88	1,623.65

Sensitivity Analysis of the defined benefit obligation:

a) Impact of the change in discount rate		
	Present Value of Obligation at the end of the period	13,855.16
a)	Impact due to increase of 0.50 %	-454.83
b)	Impact due to decrease of 0.50 %	482.69
b) Impact of the change in salary increase		
	Present Value of Obligation at the end of the period	13,855.16
a)	Impact due to increase of 0.50 %	482.69
b)	Impact due to decrease of 0.50 %	-457.26

Actuarial Valuation of Post Retirement Medical Benefit Liability

Summary of results:

	Assets / Liability	31/03/2021	31/03/2022
a	Present value of obligation	8,536.57	10,684.66
b	Fair value of plan assets	7,024.04	8,383.31
c	Net assets / (liability) recognized in balance sheet as provision	-1,512.53	-2,301.35

Summary of membership data:

	As at	31/03/2021	31/03/2022
In Service Emp			
a)	Number of employees	2038	1915
c)	Average Past Service (Years)	23.38	23.58
d)	Average Age (Years)	49.90	50.38
e)	Average remaining (Years) working life	10.10	9.62
f)	Weighted average remaining working life.	9.06	9.43
Retired Emp			
a)	Number of Retired Employee	1539	1644
b)	Average Age (Years)	65.92	66.57
	The weighted average duration for Retiree	15.31	14.98
	Yearly Cost per Reitee		
	(a) Out Patient treatment cost	26,000/-	28,600/-
	(b) In-patient treatment cost		

Economic Assumptions:

		31/03/2021	31/03/2022
a)	Discounting Rate	6.75	7.00
b)	Future Medical Cost Increase		
	a) Outdoor Treatment	2.00	3.00
	b) Indoor Treatmen		

Demographic Assumption:

i)	Retirement Age (Years)	60	60
ii)	Mortality rates inclusive of provision for disability **	100% of IALM (2012 - 14)	100% of IALM (2012 - 14)
iii)	Ages	**Withdrawal Rate (%)**	**Withdrawal Rate (%)**
	Up to 30 Years	0.10	0.10
	From 31 to 44 years	0.30	0.30
	Above 44 years	0.60	0.60

Mortality & Morbidity rates:

a) While in service - 100% of IALM (2012-14) rates have been assumed which also includes the allowance for disability benefits

Age	Mortality Rate	Age	Mortality Rate
15	0.000698	40	0.00168
20	0.000924	45	0.002579
25	0.000931	50	0.004436
30	0.000977	55	0.007513
35	0.001202	60	0.011162

b) After Retirement - 100% of (1996-98) rates have been assumed

Age	Rate	Age	Rate
50	0.004243	80	0.070802
60	0.010907	85	0.106891
65	0.01389	90	0.151539
70	0.024301	100	0.266511
75	0.043272		

Plan Liability:

Date Ending	31/03/2021	31/03/2022
Present value of obligation as at the end of the period	8,536.57	10,684.66

Service Cost:

		31/03/2021	31/03/2022
a)	Current Service Cost	581.54	532.17
b)	Past Service Cost including curtailment Gains/Losses	--	--
c)	Gains or Losses on Non routine settlements	--	--
d)	Total Service Cost	581.54	532.17

Net Interest Cost:

		31/03/2021	31/03/2022
a)	Interest Cost on Defined Benefit Obligation	474.25	576.22
b)	Interest Income on Plan Assets	335.93	474.12
c)	Net Interest Cost (Income)	138.32	102.10

Change in Present Benefit Obligation:

		31/03/2021	31/03/2022
a)	Present value of obligation as at the beginning of the period	7,025.95	8,536.57
b)	Interest Cost	474.25	576.22
c)	Service Cost	581.54	532.17
d)	Benefits Paid	-415.53	-613.19
e)	Total Actuarial (Gain)/Loss on Obligation	870.36	1,652.89
f)	Present value of obligation as at the End of the period	8,536.57	10,684.66

Actuarial (Gain)/Loss on Obligation:

		31/03/2021	31/03/2022
a)	Actuarial (Gain)/Loss on arising from Change in Demographic Assumption	--	--
b)	Actuarial (Gain)/Loss on arising from Change in Financial Assumption	1,207.75	632.56
c)	Actuarial (Gain)/Loss on arising from Experience Adjustment	-337.39	1,020.33

Actuarial (Gain)/Loss on Plan Asset:

		31/03/2021	31/03/2022
a)	Expected Interest Income	335.93	474.12
b)	Actual Income on Plan Asset	237.88	459.92
c)	Actuarial gain /(loss) for the year on Asset	-98.04	-14.20

Balance Sheet and related analysis:

		31/03/2021	31/03/2022
a)	Present Value of the obligation at end	8,536.57	10,684.66
b)	Fair value of plan assets	7,024.04	8,383.31
c)	Unfunded Liability/provision inBalance Sheet	-1,512.53	-2,301.35
d)	Unfunded liability recognized in Balance Sheet	-1,512.53	-2,301.35

The amounts recognized in the income statement:

		31/03/2021	31/03/2022
a)	Service Cost	581.54	532.17
b)	Net Interest Cost	138.32	102.09
c)	Expense recognized in the Income Statement	719.87	634.26

Other Comprehensive Income (OCI):

		31/03/2021	31/03/2022
a)	Net cumulative unrecognized actuarial gain/(loss) opening		
b)	Actuarial gain / (loss) for the year on PBO	-870.36	-1,652.89
c)	Actuarial gain /(loss) for the year on Asset	-98.04	-14.20
d)	Unrecognized actuarial gain/(loss) at the end of the year	-968.40	-1,667.09

Change in plan assets:

		31/03/2021	31/03/2022
a)	Fair value of plan assets at the beginning of the period	--	7024.04
b)	Actual return on plan assets	237.88	459.92
c)	Employer contribution	7,025.95	1,512.53
d)	Benefits paid	-239.80	-613.18
e)	Fair value of plan assets at the end of the period	7,024.04	8,383.31

Major categories of plan assets (as percentage of total plan assets):

		31/03/2021	31/03/2022
a)	Government of India Securities	--	--
b)	State Government securities	--	--
c)	High Quality Corporate Bonds	--	--
d)	Equity Shares of listed companies	--	--
e)	Property	--	--
f)	Funds Managed by Insurer	100%	100%
g)	Bank Balance	--	--
	Total	**100%**	**100%**

Change in Net Defined Benefit Obligation:

		31/03/2021	31/03/2022
a)	Net defined benefit liability at the start of the period	7,025.95	1,512.53
b)	Service Cost	581.54	532.17
c)	Net Interest cost (Income)	138.32	102.09
d)	Re-measurements	968.40	1,667.09
e)	Contribution paid to the Fund	-7,025.95	-1,512.53
f)	Benefit paid directly by the enterprise	-175.73	--
g)	Net defined benefit liability at the end of the period	1,512.53	2,301.35

Bifurcation of PBO at the end of year in current and non current:

		31/03/2021	31/03/2022
a)	Current liability (Amount due within one year)	441.98	693.90
b)	Non-Current liability (Amount due over one year)	8,094.59	9,990.76
	Total PBO at the end of year	**8,536.57**	**10,684.66**

Expected contribution for the next Annual reporting period:

		31/03/2021	31/03/2022
a)	Service Cost	631.42	682.41
b)	Net Interest Cost	102.1	161.09
c)	Expected Expense for the next annual reporting period	733.52	843.51

Sensitivity Analysis of the defined benefit obligation:

a) Impact of the change in discount rate		
	Present Value of Obligation at the end of the period	10,684.66
a)	Impact due to increase of 0.50 %	-451.60
b)	Impact due to decrease of 0.50 %	488.64
b) Impact of Medical Cost Rate		
	Present Value of Obligation at the end of the period	10,684.66
a)	Impact due to increase of 0.50 %	495.78
b)	Impact due to decrease of 0.50 %	-467.48

AWARD OF GOLD COIN ON RETIREMENT

Summary of results:

	Assets / Liability	31/03/2022
a	Present value of obligation	286.77
b	Fair value of plan assets	--
c	Net assets / (liability) recognized in balance sheet as provision	-286.77

Summary of membership data:

	As at	31/03/2022
a)	Number of employees	1915
b)	Total Monthly Salary (Lakhs)	N/A
c)	Average Past Service (Years)	23.58
d)	Average Age (Years)	50.38
e)	Average remaining working life (Years)	9.43

Economic Assumptions:

		31/03/2022
i)	Discounting Rate	7.00%
ii)	Gold Coin Escalation rate	6.50%

Demographic Assumption:

i)	Retirement Age (Years)	60
ii)	Mortality Table	IALM(2012-14)
iii)	Ages	**Withdrawal Rate (%)**
	Up to 30 Years	0.01%
	From 31 to 44 years	0.03%
	Above 44 years	0.06%

Actuarial Value:

Present value of obligation as at the end of period (31/03/2021)	286.77

Bifurcation of PBO at the end of year as per schedule III to the companies Act, 2013:

		31/03/2022
a)	Current liability (Amount due within one year)	12.36
b)	Non-Current liability (Amount due over one year)	274.41
c)	**Total PBO at the end of year**	**286.77**

Financial Liabilities
Note No. 21: Current Borrowings

(₹ in lakhs)

Particulars	As at 31st March, 2022	As at 31st March, 2021
Current borrowings		
Loan repayable on demand		
From Banks - secured	7,500.00	19,197.75
From Bank - Unsecured	16,812.43	17,600.00
Total (A)	24,312.43	36,797.75
Current maturities of non-current borrowings		
Bonds - secured	65,850.00	69,850.00
Foreign currency loans - secured	7,774.78	7,538.64
Foreign currency loans - unsecured	6,208.96	6,314.50
Bank loans - secured	17,500.00	12,500.00
Total (B)	**97,333.74**	**96,203.14**
G. Total (A + B)	**121,646.17**	**133,000.89**

Notes to Current Financial borrowings - Borrowings *(₹ in lakhs)*

Particulars	As at 31st March, 2022	As at 31st March, 2021
I. Current borrowings:		
Working capital Facilties		
(i) State Bank of India, Shillong		
(a) State Bank of India (SBI), Shillong, Cash Credit	-	6,174.67
Secured against hypothecation of book debts and all other inventories of the company both present and future to the extent of drawal. The Working Capital Demand Loan (WCDL) sanctioned by SBI, Shillong on 25.05.2021 at the rate of 1 year MCLR plus NIL margin. The last 1 year MCLR plus NIL margin i.e. on 31.03.2022 is at the rate of 7.00% p.a. The tenor of the loan is upto 24.05.2022		
Add: Interest accrued but not due	-	-
(b) Working Capital Demand Loan (Net)	-	6,174.67
Secured against hypothecation of book debts and all other inventories of the company both present and future to the extent of drawal. The Working Capital Demand Loan (WCDL) sanctioned by SBI, Shillong on 25.05.2021 at the rate of T-Bill linked interest rate with monthly rest. The last T-Bill linked interest rate i.e. on 31.03.2022 is at the rate of 5.25% p.a. The tenor of the loan is upto 24.05.2022	7,500.00	13,000.00
Add: Interest accrued but not due	-	23.08
Working capital demand loan (Net)	7,500.00	13,023.08
(ii) Axis Bank, Shillong		
The Unsecured Working Capital Demand Loan (WCDL) sanctioned by Axis Bank, Shillong on 20.03.2021 at the rate of 3M T- Bill+ Spread on the date disbursement. The last 3M.T- Bill+ Spread on 31.03.2022 is 5.25% p.a. The tenor of the loan is upto 17th March'2023.	7,600.00	9,100.00
(iii) ICICI Bank, Shillong		
The Unsecured Working Capital Facilties in form of Short Term Loan (STL) sanctioned by ICICI Bank, Shillong on 24.08.2021 at the rate of external benchmark link rate.The last external benchmark link rate as on 31.03.2022 is 5.25% p.a.The tenor of the loan is upto 23rd August 2022.	3,000.00	8,500.00
(iv) Canara Bank		
Secured by pari passu charge over assets of the Kameng Hydro Electric Power Project (600 MW) situated at Arunachal Pradesh. Charge ID 100264381. The amount is repayable on 09-11-2020, 30-11-2020 and 23-12-2020 in equal installments, i.e ₹10000 lakhs each.		
(v) Yes Bank	6,200.00	-
Add: Interest accrued but not due	12.43	-
Short Term Loan loan (Net)	6,212.43	-
Unsecured Working Capital Demand Loan (WCDL) sanctioned by YES Bank, Shillong on 12.08.2021. The WCDL sanctioned by the Yes Bank is at the rate of O/N MIBOR plus 197 bps. The last O/N MIBOR plus 197 bps as on 31.03.2022 is 5.25% p.a. The tenor of the facilities is valid till 21st April' 2022.		
Total	**24,312.43**	**36,797.75**

II. Current maturities of non-current borrowings

(₹ in lakhs)

Particulars	As at 31st March, 2022	As at 31st March, 2021
I. SECURED BORROWINGS **A. PRIVATELY PLACED PSU BONDS** **a. Twentieth issue** 10 years NEEPCO 9.15% Secured, Redeemable, Non-Convertible, Taxable Bonds of ₹ 10,00,000/- each, redeemable at 20% of face value on 25-03-2021; 25-03-2022; 25-03-2023; 25-03-2024 & 25-03-2025. (The assets of the Agartala Gas Turbine Project (original open-cycle plant) in Tripura, assets except the Gas Turbines & Steam Turbines in the Assam Gas Based Project, Assam, assets except Plant & Machinery in the generating station in the Ranganadi Hydro Electric Project, Arunachal Pradesh and the landed property of the Corporation in the District of Mehsana, Gujarat have been charged by way of mortgage through a Trust Deed with the appointed Debenture Trustee).	-	-
b. Fifteenth issue 10 years NEEPCO 9.15% Secured, Redeemable, Non-Convertible, Taxable Bonds of ₹ 10,00,000/- each, redeemable at 20% of face value on 25-03-2021; 25-03-2022; 25-03-2023; 25-03-2024 & 25-03-2025. (The assets of the Agartala Gas Turbine Project (original open-cycle plant) in Tripura, assets except the Gas Turbines & Steam Turbines in the Assam Gas Based Project, Assam, assets except Plant & Machinery in the generating station in the Ranganadi Hydro Electric Project, Arunachal Pradesh and the landed property of the Corporation in the District of Mehsana, Gujarat have been charged by way of mortgage through a Trust Deed with the appointed Debenture Trustee).	12,000.00	12,000.00
c. Fourteenth issue 10 years NEEPCO 9.60% Secured, Redeemable, Non-Convertible, Taxable Bonds of ₹ 10,00,000 each, redeemable at 20% of face value on 01-10-2020; 01-10-2021; 01-10-2022; 01-10-2023 & 01-10-2024. (The assets attached to the earth as well as other movable assets of the Kameng Hydro Electric Project, Arunachal Pradesh and the landed property of the Corporation in the District of Mehsana, Gujarat have been charged by way of pari passu mortgage through a Trust Deed with the appointed Debenture Trustee).	50,000.00	50,000.00
d. Thirteenth issue 10 years NEEPCO 9.00% Secured, Redeemable, Non-Convertible, Taxable Bonds of ₹ 10,00,000/- each, redeemable at 20% of face value on 15-03-2019; 15-03-2020;15-03-2021, 15-03-2022 & 15-03-2023. (The Steam Turbines of the Assam Gas Based Power Plant, Assam and the landed property of the Corporation in the District of Mehsana, Gujarat have been charged by way of mortgage through a Trust Deed with the appointed Debenture Trustee).	1,450.00	1,450.00
e. Twelfth issue 10 years NEEPCO 9.25% Secured, Redeemable, Non-Convertible, Taxable Bonds of ₹ 10,00,000/- each, redeemable at 20% of face value on 27-06-2018; 27-06-2019;27-06-2020; 27-06-2021 & 27-06-2022. (All the Plant and Machinery in the Generating Station of the Ranganadi Hydro Electric Project, Arunachal Pradesh and the landed property of the Corporation in the District of Mehsana, Gujarat have been charged by way of mortgage through a Trust Deed with the appointed Debenture Trustee).	2,400.00	2,400.00

Particulars	As at 31st March, 2022	As at 31st March, 2021
f. Eleventh issue 10 years NEEPCO 10.20% Secured, Redeemable, Non-Convertible, Taxable Bonds of ₹ 10,00,000 each, redeemable at par on 15-12-2021 with a put & call option on 15-12-2018. (The Gas Turbines of the Assam Gas Based Power Project, Assam and the landed property of the Corporation in the District of Mehsana, Gujarat have been charged by way of pari passu mortgage through a Trust Deed with the appointed Debenture Trustee).	-	4,000.00
B. SECURED TERM LOANS **i. Rupee Loans:** **a. Medium Term Coporate Loan from Canara Bank** Secured by pari passu charge over assets of the Kameng Hydro Electric Power Project (600 MW) situated at Arunachal Pradesh. The loan is repayble in 16 structured quarterly installment after 1 year moratorium from first drawal on 03-02-2020.	12,500.00	12,500.00
b. Corporate Term Loan from Punjab National Bank **Medium Term Coporate Loan from PNB (Net)** Secured by pari passu charge over assets of the Kameng Hydro Electric Power Project (600 MW) situated at Arunachal Pradesh. The loan is repayble in following quarterly installments after 2 years moratorium from first drawal: 12 equal installments of ₹25 crore each starting from 30.12.2022, 8 equal installments of ₹50 crore each starting from 30.12.2025 and 4 equal installments of ₹137.50 crore each starting from 30.12.2027.	5,000.00	-
External Commercial Borrowing [Secured by Hypothecation of all movable & immovable assets (including plant, machinery) created / to be created in respect of Tripura Gas Based Power Plant , Agartala and Agartala Gas Turbine Projects –Extension, Agartala. [SBI,Singapore has sanctioned 100 million US Dollar ECB loan @ interest rate of 3 months LIBOR plus 3.05% p.a. as margin (margin has been reduced to 2.75% p.a. w.e.f 20th March 2018). The agreement was signed on 9.12.2013. The last drawal was on 4th June 2014. The ECB loan is repayable in 39 equal quarterly installments w.e.f. 20.06.2014]	7,774.78	7,538.64
Sub-Total	**91,124.78**	**89,888.64**
II Unsecured Borrowings **Foreign Currency Loan** **Loan from Kfw, Germany** **(Gurarnteed by the Government of India)** (Loan of 80 million and 20 million EURO was sanctioned from KFW, Germany under the Indo-German Bilateral Development Cooperation Programme. The loan agreement 80 million and 20 million EURO was executed on 11th December 2008 & 20th December 2017 at fixed interest rate of 3.46 % p.a. & 0.85% p.a. respectively. The loan is guranteed by Govt of India. The last loan installment of 80 million EURO was received on 03.03.2016 & 20 million EURO was received on 16.08.2018. The loans are repayble in 30 equal half-yearly installments w.e.f. 30-12-2013 & 20 equal half-yearly installments w.e.f. 30-12-2020 respectively.)	6,208.96	6,314.50
Sub-Total	**6,208.96**	**6,314.50**
Sub total of borrowings	**97,333.74**	**96,203.14**

Particulars	As at 31st March, 2022	As at 31st March, 2021
III Interest accrued but not due on:		
Bonds	6,415.08	6,585.26
Loans from Kfw	284.48	332.70
External Commercial Borrowing	11.20	13.55
Medium Term Loan	216.01	130.89
Subordinate Loan	-	-
TCS accrued but not due on sale of goods		-
Sub-total	**6,926.77**	**7,062.40**

Note No. 21 A: Current Lease Liabilities

(₹ in lakhs)

Particulars	As at 31st March, 2022	As at 31st March, 2021
Lease liabilities	573.64	522.66
Total	**573.64**	**522.66**

Note No. 22: Trade Payables

(₹ in lakhs)

Particulars	As at 31st March, 2022	As at 31st March, 2021
Total outstanding dues of micro enterprises and small entreprises	496.79	434.36
Total outstanding dues of creditors other than micro entreprises and small enterprises	21,660.19	8,148.95
Total	**22,156.98**	**8,583.31**

The trade payable includes payment for fuel cost for the month March 2022 and provisions made on contractors / suppliers for March 2022.

(₹ in lakhs)

Particulars	As at 31st March, 2022	As at 31st March, 2021
Creditors for supplies and services	22,156.98	8,583.31

The amount due to Micro and Small Enterprises as defined in the "The Micro, Small and Medium Enterprises Development Act, 2006" has been determined to the extent such parties have been identified on the basis of information available with the Company. The disclosures relating to Micro and Small Enterprises are as under:

(₹ in lakhs)

Description	As at 31st March, 2022	As at 31st March, 2021
i. The principal amount remaining unpaid to supplier as at the end of the year	496.79	434.36
ii. The interest due thereon remaining unpaid to supplier as at the end of the year	NIL	NIL
iii. The amount of interest paid by the buyer in terms of Section 16 of the MSMED Act, 2006 along with the amount of payment made to the supplier beyond the appointed date.	NIL	NIL
iv. The amount of interest due and payable for the period of delay in making payment (which have been paid but beyond the appointed day during the period) but without adding the interest specified under this Act	NIL	NIL

	Description	As at 31st March, 2022	As at 31st March, 2021
v.	Amount of interest accrued and remaining unpaid.	NIL	NIL
vi.	Amount of further interest remaining due and payable even in the succeeding years, until such date when the interest dues as above are actually paid to the small enterprises, for the purpose of disallowances as a deductible expenditure under Section 23 of MSMED Act.	NIL	NIL

The amount payable to MSME as on 31st March 2022 is not outstanding for more than 45 days from receipt of claims from the vendors & accordingly no interest is due on the said outstanding amount.

Trade Payables ageing:

Particulars	As at 31st March 2022						
	Unbilled Dues	Not Due	Outstanding for following periods from due date of payment				Total
			Less than 1 year	1-2 Years	2-3 Years	More than 3 years	
A	B	C	D	E	F	G	H= B TO G
(i) MSME	493.41	3.38	-	-	-	-	**496.79**
(ii) Others	2,468.63	17,655.88	844.80	233.29	456.77	0.82	**21,660.19**
(iii) Disputed dues – MSME	-	-	-	-	-	-	-
(iv) Disputed dues – Others	-	-	-	-	-	-	-
Total	**2,962.04**	**17,659.26**	**844.80**	**233.29**	**456.77**	**0.82**	**22,156.98**

Particulars	As at 31st March 2021						
	Unbilled Dues	Not Due	Outstanding for following periods from due date of payment				Total
			Less than 1 year	1-2 Years	2-3 Years	More than 3 years	
A	B	C	D	E	F	G	H= B TO G
(i) MSME	300.69	133.67	-	-	-	-	**434.36**
(ii) Others	2,068.86	3,122.34	2,568.51	301.60	82.70	4.94	**8,148.95**
(iii) Disputed dues – MSME	-	-	-	-	-	-	-
(iv) Disputed dues – Others	-	-	-	-	-	-	-
Total	**2,369.55**	**3,256.01**	**2,568.51**	**301.60**	**82.70**	**4.94**	**8,583.31**

Current Liabilities

Note No. 23: Other Financial Liablities

(₹ in lakhs)

Particulars	As at 31st March, 2022	As at 31st March, 2021
I Interest accrued but not due on:		
Bonds	6,415.08	6,585.26
Loans from Kfw	284.48	332.70
External Commercial Borrowing	11.20	13.55
Medium Term Loan	216.01	130.89
Subordinate Loan	-	-
TCS accrued but not due on sale of goods		
Sub-total	**6,926.77**	**7,062.40**

Particulars	As at 31st March, 2022	As at 31st March, 2021
II. Other liabilities		
Payable for Capital Expenditure		
- micro and small enterprises	558.13	28.22
- other than micro and small enterprises	7410.24	11,864.91
Payables for employees Benefits	2204.21	991.56
Other Provisions	0.91	2.74
Sub-Total	**10,173.49**	**12,887.43**
Total	**17,100.26**	**19,949.83**

Creditor for Capital expenditure represents amount payable to contractor in respect of work done & measured at the reporting date. Capital expenditure (other than MSME) includes an amount of ₹ 1281.75 lakhs payable for works relating to Deen Dayal Upadhaya Gram Jyoti Yogana.

The amount due to Micro and Small Enterprises as defined in the "The Micro, Small and Medium Enterprises Development Act, 2006" has been determined to the extent such parties have been identified on the basis of information available with the Company. The disclosures relating to Micro and Small Enterprises are as under:

Particulars	As at 31st March, 2022	As at 31st March, 2021
i. The principal amount remaining unpaid to supplier as at the end of the year	558.13	28.22
ii. The interest due thereon remaining unpaid to supplier as at the end of the year		
iii. The amount of interest paid by the buyer in terms of Section 16 of the MSMED Act, 2006 along with the amount of payment made to the supplier beyond the appointed date.		
iv. The amount of interest due and payable for the period of delay in making payment (which have been paid but beyond the appointed day during the period) but without adding the interest specified under this Act		
v. Amount of interest accrued and remaining unpaid.		
vi. Amount of further interest remaining due and payable even in the succeeding years, until such date when the interest dues as above are actually paid to the small enterprises, for the purpose of disallowances as a deductible expenditure under Section 23 of MSMED Act.		

The amount payable to MSME as on 31st March 2022 is not outstanding for more than 45 days from receipt of claims from the vendors & accordingly no interest is due on the said outstanding amount.

Note No. 24: Other Current Liabilities

(₹ in lakhs)

Particulars	As at 31st March, 2022	As at 31st March, 2021
Retention money from Contractors & Others	13304.05	10028.92
Other Statutory Dues ::		
Direct & Indirect Taxes Payables	977.7	780.57
Other Statutory Dues (CPF,LIP NESSS etc)	1297.84	1,296.53
Advance from Beneficiaries	1342.73	2,275.00
Advance from REC for Deen Dayal Upadhaya Gram Jyoti Yogana & Pradhan Mantri Sahaj Bijli Har Ghar Yojana	214.55	204.27
Total	**17136.87**	**14585.29**

(i) Retention money received from Contractors & others relates to security deposit, earnest money deducted from works/ supply bill which will be settled on completion of work after defect liability period as stipulated by the terms of contract/ supply order.

(ii) Direct & Indirect taxes includes TDS on provision as on 31st March 2022 & indirect tax like GST deducted from works/ supply bill of March 2022 not due and not deposited upto the reporting date.

(iii) Other Statutory Dues Payable includes Corporation contribution to Provident fund, LIC premium deducted, Pension contribution, employees contribution to Provident fund and other deduction made during March not due & not deposited upto the reporting date.

Note No. 25: Short Term Provisions

(₹ in lakhs)

Particulars	As at 31st March, 2022	As at 31st March, 2021
Employee benefits		
Gratuity	1,045.58	1,529.85
Medical benefit for retired employees	693.90	441.98
Leave encashment	13,855.16	14,761.47
Other retirement benefits	12.36	9.14
Total	**15,607.00**	**16,742.44**

The provision for employee benefits includes gratuity, Leave Encashment, Post retirement medical benefit, Gold Coin at retirement. The increase/ decrease in the carrying amount of the provision for the current year is mainly on account of net impact of incremental charge for current year and benefits paid in the current year.

1. Defined Contribution Plan

The Company participates in a number of defined contribution plans on behalf of relevant personnel. Any expense recognised in relation to these schemes represents the value of contributions payable during the period by them at rates specified by the rules of those plans. The only amounts included in the balance sheet are those relating to the prior months contributions that were not due to be paid until after the end of the reporting period. The major defined contribution plans operated by the Company are as below:

a) Provident fund

In accordance with Indian law, eligible employees of the Company are entitled to receive benefits in respect of provident fund, a defined contribution plan, in which both employees and the Company make monthly contributions at a specified percentage of the covered employees' salary.Company pays fixed contribution at predetermined rates to the Provident Fund Trust, which invests the fund in permitted securities as per Government guidelines. The Companies contribution to the fund for the year was ₹ 3414.12 lakhs (previous year ₹ 3351.80 lakhs).The investment has earned sufficient interest to pay the same to the member as per the rate specified by the Government of India.

b) Superannuation fund

In terms of the Guidelines of Department of Public Enterprise (DPE), Govt.of India (GOI) issued vide O.M. no.2(70)/08-DPE (WC) / GL-xiv/08 dt.26.11.2008 and OM. No. 2(70)/08-DPE (WC) / GL-vii/09 dt.02.04.2009, the Company has formulated the NEEPCO Employees Defined Contribution Superannuation Benefit Scheme. The Companies contribution to the trust managing this scheme for the year was ₹ 2540.24 lakhs (previous year ₹ 2324.90 lakhs).

2. Defined benefit plans

a. Retiring gratuity

The Company has a defined benefit gratuity plan. Every employee who has rendered continuous service of five years or more is entitled to get gratuity at 15 days salary (15/26 x last drawn basic salary plus dearness allowance) for each completed year

of service subject to a maximum of ₹ 20.00 lakhs, on superannuation, resignation, termination, disablement or on death. The liability for the same is recognized on the basis of actuarial valuation.

The Board of Directors in their meeting held on 01.04.2013 has approved the creation of Gratuity Fund Trust vide its Resolution No.195/16 dt.1.4.2013 in order to meet the requirement of funds for payment of Gratuity to the employees separated from the services of the Corporation. Accordingly NEEPCO Employees Group Gratuity Assurance Fund Trust has been constituted on 25th June'2013 and a Master Policy, named as North Eastern Electric Power Corporation Ltd Employees Group Gratuity – cum- Life Assurance (cash accumulation) Scheme, has been taken from the Life Insurance Corporation of India on 5th August 2013.

Transactions with LICI during FY 2021-22 for assessing fund balance as on 31.03.2022 are as per books of NEEPCO.

Details of Funded Assets with LIC

(₹ in lakhs)

Particulars	As at 31st March, 2022	As at 31st March, 2021
Opening Balance	18171.16	18567.96
Transactions during the year (Net Debit)	863.94	1522.59
Interest earned during the year (Net Credit)	1336.32	1125.79
Closing Balance	18643.54	18171.16

b. Post –Retirement Medical Benefit scheme

The Company has a Contributory Scheme for Post –Retirement Medical Facilities for Superannuated Employees. Under the scheme the retired /deceased employee and spouse of retiree/deceased are provided medical facilities on contributory basis which is as follows:

Reimbursement of medical expenses incurred for indoor treatment restricted to the rates of nearest authorized / approved hospital.

For out-patient/ domiciliary treatment taken in empanelled hospitals, reimbursement are allowed for clinical tests , examination, cost of medicines and other OPD expenses at actual subject to a ceiling of maximum of last basic per annum, whichever is less.. The liability for the same is recognized on the basis of actuarial valuation.

c. Other retirement benefit on Superannuation

To nurture a good organizational culture and appreciate the sincere services rendered by the employee, the Corporation is providing a Gold Coin to the retiring employee on the date of retirement. The liability for the same is recognized on the basis of actuarial valuation.

3. Other Employee benefit

a. Leave

The Company provides for earned leave benefits (including compensatory absences) and half pay leave to the employees of the Company which accrue annually at 30 days and 20 days respectively. Earned leave account is maintained in one section only i.e. en-cashable. On Superannuation/ separation of the employee from the Corporation, entire leave (Earned leave & Maximum 240 days Half Pay Leave) subject to a ceiling of 300 days will be en-cashable. Half pay leave cannot be commuted. The cash equivalent payable for Half Pay Leave would be equal to leave salary as admissible for half pay plus Dearness Allowance.The liability for the same is recognized on the basis of actuarial valuation. During the current financial year, restriction on leave encashment facilities of the employees of NEEPCO has been withdrawn. An amount of ₹ 4221.41 lakhs has been paid to the employees as leave encashment during the year.

b. Social Security Scheme

The Company has a Social Security Scheme in lieu of compassionate appointment. The Company makes a matching contribution to the scheme. The objective of the scheme is to provide cash benefits to the dependent beneficiaries in the event of the death of an employee of the Company while in service including permanent total disablement leading to cessation of employment.

Note No. 26: Other Non-Current Liabilities

(₹ in lakhs)

Particulars	As at 31st March, 2022	As at 31st March, 2021
Deferred Revenue		
a) Deferred Revenue arising from Government Grant	24,395.95	26,004.23
Less : Adjusted during the year	1,597.96	1,610.72
Total	**22,797.99**	**24,393.51**

Note No. 26A: Deferred Revenue Current

(₹ in lakhs)

	Particulars	As at 31st March, 2022	As at 31st March, 2021
a)	Deferred Revenue arising from Government Grant	1,597.96	1,610.72
	Add : Addition during the year	1,597.96	1,610.72
	Less : Adjusted during the year	1,597.96	1,610.72
	Sub- total	**1,597.96**	**1,610.72**
b)	Deferred Foreign Currency Fluctuation liabilities	6,339.74	6059.27
	Total	**7,937.70**	**7,669.99**

Note on Government Grant (Ind AS 20)

NEEPCO's approved Accounting Policy includes policy of recognition and accounting of "Government grant" (para 14 of note 1 –Summary of Significant Accounting Policies).

Govt. of India has approved a Sub-ordinate loan amounting to ₹ 29196.42 Lakh to NEEPCO for implementation of Tuirial HEP with interest @1% per annum payable from the "Date of Commercial Operation" of the project. Of the aforesaid loan amount, NEEPCO has received ₹ 29096.42 lakh till 31.03.2015 and the balance ₹ 100.00 lakh has been received during the FY 2015-16. The loan amount (₹ 29096.42 lakh) received till 31.03.2015 has been recognized in books of NEEPCO as on 01.04.2015 (Ind AS Transition date) at its carrying value in compliance to the Ind AS 101 (Exception to the retrospective application). However, for the loan amount (₹ 100.00 lakh) received during the FY 2015-16, the benefit of the loan due to below market rate of interest (considered SBI base rate @9.70% effective as on Jun'15) amounting to ₹ 82.64 lakh has been treated as a govt. grant and recognized in the Books of NEEPCO accordingly.

Spares out of Grant in Aid

Total value of spares purchased out of "Grant in aid" received from the Central Govt. amounts to ₹ 3659.53 lakh and accordingly, recognized in books of Assam Gas Based. During the current period, repairs & maintenance has been debited and Stock of Spares under "Grant in aid" has been credited by an amount of ₹ 13.96 lakhs (Previous year ₹ 26.72 lakhs). An equivalent amount has been recognized as income in the statement of Profit & Loss during the year.

Grant from Ministry of Development of North Eastern Region

As per the Investment Approval sanctioned vide the Ministry of Power's letter no.7/7/2009-H-I dated 14th January'2011, an amount of ₹ 30000.00 lakh has been sanctioned by the Ministry of Development of North Eastern Region (MDONER) as a part of the approved funding pattern for the Tuirial Hydro Electric Project, Mizoram. The total amount of ₹ 300.00 crores are included in Grant in Aid which is subjected to amortisation during normative useful life of the project since its commissioning. Amount amortized during the FY 2021-22 amounts ₹ 1584.00 lakhs (Previous year ₹ 1584.00 lakhs). An equivalent amount has been recognized as income in the statement of Profit & Loss during the year.

Note No. 27: Revenue from Operations

(₹ in lakhs)

Particulars	For the year ended 31-Mar-22	For the year ended 31-Mar-21
Sale of Energy	241,233.75	196,172.98
Sale of Energy through trading	64,842.06	23,539.49
Electricity Duty	-	1,564.69
Revenue from DSM	2,278.42	2,819.97
Revenue from RRAS	256.87	892.46
Others ::		
FERV (Net) from the beneficairies	405.38	1,547.99
NERLDC Fees & Other Charges from the beneficiaries	474.78	319.56
Sale of Electricity (Net)	**309,491.26**	**226,857.14**
Other operating Revenue ::		
Interest from the beneficiaries	9,595.11	341.56
Recognition from deferred revenue - Govt. grant	1,597.96	1,610.72
Net Revenue from Operation	**320,684.33**	**228,809.42**

a. Sale of Power is accounted for based on tariff approved by the Central Electricity Regulatory Commission (CERC). In case of power stations where final tariff is yet to be approved by CERC, the sale of energy is provided for on the basis of provisional rate considering the Annual Fixed Cost submitted before the CERC through Tariff Petition as per the principles enunciated in the Central Electricity Regulatory Commission (Terms & Conditions of Tariff) Regulations 2019. For projects for which neither CERC approved tariff is available nor petition pending with the CERC, sale of energy is accounted for on the basis of tariff as agreed by the beneficiaries. Revenue from sale of power includes sales delivered to customers but not yet billed, commonly referred to as "Unbilled revenue".

b. Sale of energy includes ₹ 10279.34 lakhs (previous year ₹ 6903.18 lakh) being the revenue for the year recognised based on Annual Fixed Cost as per petition submitted to CERC pending issue of orders.

c. Sale includes ₹ 11221.72 lakhs (Previous year ₹ 576.68) on account of earlier years sales arising out of finalization of tariff in current year.

d. In terms of regulation. 67 of the CERC (Terms and conditions of Tariff) Regulations,2019, deferred tax liabilities for the period upto 31st March, 2009 whenever they materialise shall be recoverable directly by the generating companies or transmission licensees or from the beneficiaries or long term transmission customers/DICs, as the case may be. Accordingly, sales for the year ended 31.03.2022 inludes ₹1310.82 lakhs (including ₹ 98.43 lakhs relating to the financial year 2020-21). Deferred Tax materialisation recognised during the F.Y. 2020-21 amounts to ₹ 1319.85 lakhs.

e. During the year ended 31.03.2022, NEEPCO recognized revenue amounting to ₹11221.71 lakh as "Sale of energy" and ₹9590.34 lakhs as "Interest from the beneficiaries" on account of truing up tariff orders for the control period 2014-19 and tariff order for 2019-24 (for AGBPS) issued by the CERC. The said revenue under "Sale of energy" includes RHPS (₹ 10175.00 lakhs), TgGBPS (₹ 3739.31 lakhs), DHPS (₹723.08 lakhs). KHPS II (₹280.99 lakhs) and AGBPS (- ₹ 3696.67 lakhs). Further, "Interest from beneficiaries" includes RHPS (₹ 7099.03 lakhs), TgGBPS (₹ 844.71 lakhs), DHPS (₹ 829.08 lakhs), KHPS II (₹184.14 lakhs) and AGBPS (₹ 633.38 lakhs). In addition, provisional revenue recognized in Books of NEEPCO during the year ended 31.03.2022 as per the Company's Accounting Policy in case of power stations where final tariff for the control period 2019-24 is yet to be approved by CERC amounts to ₹ 10279.34 lakhs.

f. DSM and RRAS is accounted upto the period of the financial year 2021-22, as per the weekly statements issued by the NERPC.

g. On commissioning of the Kameng HEP (600 MW) during the current financial year, merchant power (347 MW) generated by the aforesaid plant has been sold/traded through NTPC Vidyut Vyapar Nigam Ltd (NVVN) under bi-lateral agreement as well as on "Day ahead" and "Real time" markets. Further, NEEPCO has traded available power under "Un-requisitioned surplus (URS)" for its power plants on "Day ahead" and "Real time" markets.

Note No. 28: Other Income

(₹ in lakhs)

Particulars	For the year ended 31-Mar-22	For the year ended 31-Mar-21
Other non-operating income (net of expenses directly attributable to such income)		
Interest on deposit with banks	155.93	9.76
Other Misc Receipts	5,126.98	1,459.89
Liability/Provision written back		
Obsolete spares		-
Others	67.92	81.04
Filling fees	67.22	
Delayed Payment Surcharge from the beneficiaries	4,148.80	25,093.79
Sub Total	**9,566.85**	**26,644.48**
Other gains and losses		
Gain /(loss) on disposal of PPE	0.07	1.73
	9,566.92	**26,646.21**
Less : Transferred to Expenditure during construction Note 34 (E)	**54.58**	**11.35**
Total	**9,512.34**	**26,634.86**

(i) Other Misc. Receipts includes transit hostel recoveries, interest from contractors, liquidity damage recovered, interest on income tax refund, recoveries of rents from residential/non-residential building, interest from employees on loans, other recoveries from contractor/suppliers, sale of tender paper etc. Claim receivable (Unsecured) amounting to ₹ 3562.67 lakhs is due for settlement of insurance claim lodged for Kopili (4 X 50 MW) HPS mishap occured during 2019.

(ii) Liability/Provision written back - others consists of excess provision in respect of accounts payable, retention money etc.

(iii) Delayed payment surcharge includes ₹ 4148.80 lakh accounted for during the current financial year based on significant certainity of collectability. During the current financial year, an amount of ₹ 3636.25.00 lakh has been recognized as in the statement of Profit & Loss relating to Tripura State Electricity Corporation Ltd (TSECL) accrued on bills raised for ₹ 10368.44 lakh, for which the beneficiary (TSECL) has appealed before the APTEL. Though the matter is under sub judice before the APTEL, recognition in books has been made during the current year based on significant certainty of realization of the same.

Note No. 29: Fuel Cost

(₹ in lakhs)

Particulars	For the year ended 31-Mar-22	For the year ended 31-Mar-21
Purchase of Gas	57,354.86	43,645.89
Transportation charges for Gas	6,134.10	5,808.19
TOTAL	**63,488.96**	**49,454.08**

Note No. 30: Employees Remuneration and Benefit Expenses

(₹ in lakhs)

Particulars	For the year ended 31-Mar-22	For the year ended 31-Mar-21
Salary & Wages	38,340.60	38,143.62
Contribution to Provident Fund	3,414.12	3,351.80
Gratuity	1,166.02	1,251.40
Employees Pension	2,404.67	2,324.90
Leave Encashment	3,315.11	2,603.67
Staff welfare expenses	725.86	767.11
Total	**49,366.38**	**48,442.50**
Amount transferred to IEDC - Note 34(A)	2,848.30	5,798.21
Carried forward to Statement of Profit & Loss	**46,518.08**	**42,644.29**

1. Interest subsidy on House Building Advance is payable to the eligible employees subject to submission of their application duly following the prescribed procedure & acceptance of the same by the competent authority. Accordindingly interest subsidy are recognised in the books of accounts based on actual payment basis as allowed by the appropriate authority.

2. Employees' remuneration and benefits include the following for the Directors including the Chairman & Managing Director.

Particulars	Current year (2021-22) (₹ in lakhs)	Previous year (2020-21) (₹ in lakhs)
Salary and allowances	194.7	130.15
Contribution to Provident Fund and other funds	27.91	10.68
Other benefits	67.12	34.86
Total	**289.73**	**175.69**

3. Staff welfare expenses includes employees Post retirement medical benefits, other service welfare benefits (gold coin, interest subsidy on House building loan, lease accomodation etc.)

Note No. 31: Finance Costs

(₹ in lakhs)

Particulars	For the year ended 31-Mar-22	For the year ended 31-Mar-21
A.Interest Expenses		
i) Interest on Cash Credit & Working capital demand loan	1,586.51	2,892.11
ii) Interest on ECB Loan	536.77	840.47
iii) Interest on Bonds	44,226.41	50,164.27
iv) Exchange Rate Fluctuation-Loss/(Gain)	(233.40)	647.34
v) Interest on Kfw Loan	1,248.54	1,447.74
vi) Interest on Short term Borrowing	-	2,810.68
vii) Interest on Loans from G.O.I	291.96	291.96
viii) Interest on Medium & Corporate Term Loan	9,997.54	5,740.20
ix) Interest Expense - Asset under Lease	130.13	134.18
x) Interest expenses - Others	-	-
B. Finance Charges		
Guarantee fee on foreign Loan net of EIR	632.58	715.88

Particulars	For the year ended 31-Mar-22	For the year ended 31-Mar-21
C. Other Borrowing Costs	69.02	82.97
Total	**58,486.06**	**65,767.80**
Amount transferred to IEDC - Note 34(B)	287.27	14,835.19
Amount carried forward to Statement of Profit & Loss	**58,198.79**	**50,932.61**

Note No. 32: Depreciation and Amortisation Expenses

(₹ in lakhs)

Particulars	For the year ended 31-Mar-22	For the year ended 31-Mar-21
PPE Depreciation(Note No- 2)	80,241.99	65,482.10
Intangible Assets (Note No-4)	566.75	338.89
Sub total	**80,808.74**	**65,820.99**
Amount transferred to IEDC - Note 34 (C)	26.80	206.46
Carried forward to Statement of Profit & Loss	**80,781.94**	**65,614.53**

Note No. 33: Other Expenses

(₹ in lakhs)

Particulars	For the year ended 31-Mar-22	For the year ended 31-Mar-21
GENERATION EXPENSES		
Repairs & maintenance :		
Roads & buildings	3,434.54	1,824.58
Power house	9,152.34	10,051.41
Hydraulic works	1,362.42	998.82
Line & sub-stations	226.68	159.72
Others	802.50	659.37
Stores & spares (against Grant-in-Aid)	13.96	26.72
Sub Total	**14,992.43**	**13,720.62**
ADMINISTRATION EXPENSES		
Travelling expenses	291.49	162.68
Advertisement expenses	0.57	35.82
Insurance charges	7,916.74	8,474.48
Rents	182.84	142.69
Rates & taxes	32.46	133.35
Entertainment expenses	23.79	1.96
Audit fees & expenses	19.34	17.95
Transport expenses	1,122.90	951.75
Hire Charges	0.88	
Printing & stationery	50.45	47.06
Postage	2.81	3.22
Medical expenses	1,235.18	999.08
Licence & registration	36.13	43.47
Newspaper & periodicals	1.87	0.49
Uniforms & liveries	6.06	6.86
Honorarium	0.13	0.50
Electricity charges	539.63	666.47
Bank charges	18.12	25.17

Particulars	For the year ended 31-Mar-22	For the year ended 31-Mar-21
Social welfare	1,035.23	988.17
Consultancy charges	389.43	143.88
Professional Charges	43.14	40.54
Security arrangement	3,929.79	4,294.80
Training expenses	123.82	158.23
Staff recruitment expenses	38.78	41.56
Hospital facilities	65.06	22.45
Subscription & membership fees	25.82	13.92
Communication expenses	144.61	289.45
Office furnishing	5.11	2.00
Miscellaneous expenses	227.67	200.65
I.B. expenses	318.76	324.94
Laboratory & meter testing charges	1.61	2.90
Environment & Ecology	120.59	210.63
Photographic records	0.42	0.06
Loss of Stock/Advance written off	135.59	0.46
EDP Expenses	438.17	388.62
Loss on sale of fixed Assets	71.89	3.77
Employee Family Economic Rehab Scheme	258.88	106.61
Incidental Expenditure Saubhaghya	-	0.08
Assets written off Damaged/un-traceable	75.81	1.64
Compensation	-	5.00
Board meeting expenses	9.17	8.88
Publicity expenses	617.77	42.92
Legal charges	265.32	119.33
Filing fees to CERC	102.79	90.66
NERLDC Fees & Charges	595.35	347.02
Research & Development Expenses	15.20	
Corporate Social Responsibility & SD	556.66	1,358.55
RRAS- Expenditure	405.42	106.94
Interest to beneficiary states	1,078.51	-
Trading Expenses	6,010.56	2,418.13
Energy Conservation expenses	-	0.01
Tender expenses	-	1.68
Covid 19 Expenses	119.22	71.96
Sub Total	**28,707.52**	**23,519.44**
Other Expenses		
Lubricants, oil etc	-	85.30
Electricity Duty	218.76	1,579.99
DSM payable	311.66	476.32
Transmission Charges	33.77	22.00
Provision for Write off	3,996.80	3,303.21
Sub Total	**4,560.99**	**5,466.82**
	48,260.94	**42,706.88**
Less : Transferred to Expenditure during Construction Note No -34 (D)	**2,436.86**	**4,552.08**
Total	**45,824.08**	**38,154.80**

Details in respect of Audit Expenses

(₹ in lakhs)

Particulars	For the year ended 31-Mar-22	For the year ended 31-Mar-21
As Auditor		
Audit Fees	10.80	10.28
Limited Review	6.16	6.05
Other expenses	2.38	1.62
Total	**19.34**	**17.95**

Provision for write off

(₹ in lakhs)

Particulars	For the year ended 31-Mar-22	For the year ended 31-Mar-21
Assets	3,994.56	430.45
Impairment of Investment	-	2,793.00
Inventories	2.24	-
Unserviceable capital works		79.76
Doubtful advance	-	-
Total	**3,996.80**	**3,303.21**

Note No. 34: Incidental Expenditure During Construction

(₹ in lakhs)

Particulars	Note No.	For the year ended 31-Mar-22	For the year ended 31-Mar-21
A. Employees benefit Expenses			
Salary & Wages		2,276.67	4,765.32
Contribution to Provident Fund		186.19	339.00
Gratuity		69.10	139.52
Employees Pension		132.98	245.44
Leave Encashment		178.34	290.01
Staff welfare expenses		5.02	18.92
Total (A)	30	**2,848.30**	**5,798.21**
B. Interest and Finance expenses capitalized			
Interest on Bonds		-	12,712.80
Interest on Short term Borrowing		-	813.56
Interest on Medium & Corporate Term Loan		286.09	1,274.08
Interest Expense - Asset under Lease		0.78	4.59
Other Borrowing Costs		0.40	30.16
Total (B)	31	287.27	14,835.19
C. Depreciation	32	**26.80**	**206.46**
D. Adminstration & other expenses			
Travelling expenses		23.60	24.03
Rents		44.54	5.30
Rates & taxes		1.16	4.74
Transport expenses		94.73	137.91
Printing & stationery		2.57	3.03

Particulars	Note No.	For the year ended 31-Mar-22	For the year ended 31-Mar-21
Postage & telegram		0.07	0.17
Medical expenses		45.44	72.23
Licence & registration		1.11	2.38
Paper & periodicals		0.12	-
Uniforms & liveries		0.22	0.21
Electric & water charges		11.95	148.45
Bank charges		0.03	0.09
Social welfare		0.72	55.98
Consultancy charges		38.21	5.53
Security arrangement		37.23	150.00
Hospital facilities			1.23
Communication expenses		0.95	4.37
Office furnishing			-
Miscellaneous expenses		12.23	13.37
I.B. expenses		0.35	2.72
I T Expenses		11.53	4.50
Loss on sale of fixed Assets			-
Repairs & maintenance			-
Roads & Building		809.11	0.89
Plant & equipment		742.27	2,634.81
Others		13.34	23.39
Environment & Ecology		4.85	2.29
Filing fees to CERC		-	3.00
Energy Conservation expenses		-	0.01
Legal expenses		-	-
Insurance charges		539.46	1,249.58
Entertainment expenses		0.31	0.19
Tender expenses		-	1.68
Covid-19 Expenses		0.23	
Training Expense		0.53	
Sub total (D)	33	2,436.86	4,552.08
Total (A + B + C + D)		5,599.23	25,391.94
E. Less : Non-operating receipts			
Interest from advances		0.42	1.45
Hire charges			0.11
Transit hostel recoveries			0.38
Recovery of Rent		1.74	0.98
Miscelleneous Income		52.42	8.43
Total (E)		**54.58**	**11.35**
Net Expenditure		5,544.65	25,380.59
Expenditure transferred to Capital Work-in-Progress	3	**5,544.65**	**25,380.59**

Miscelleneous income includes recoveries from contractor, sale of tender paper,amortisation of Computer advance & furniture advance etc.

North Eastern Electric Power Co. Ltd. New Delhi

Note No. 35: EARNINGS PER SHARE

The following table reflects the income and shares data used in the basic and diluted earnings per share computations.

(₹ in lakhs)

	Particulars	For the year ended 31-Mar-22	For the year ended 31-Mar-21
(a)	**Profit after tax & before regulatory Deferral Accounts (₹ in lakhs)**	14,888.10	1,289.46
(b)	**Profit after tax & after regulatory Deferral Accounts (₹ in lakhs)**	21,228.69	4,791.23
	Less: Amount to be paid for diluted portion (net of tax)		
	Profit attributable to ordinary shareholders - for Basic EPS	21,228.69	4,791.23
	Profit attributable to ordinary shareholders - for Diluted EPS	21,228.69	4,791.23
(c)	Weighted average no. of Ordinary Shares for Basic EPS	3609810400	3609810400
	Weighted average no. of Ordinary Shares for Diluted - EPS	3609810400	3609810400
(d)	Nominal value of Ordinary Shares (₹)	10.00	10.00
(e)	Earnings per equity share before regulatory Deferral Accounts :		
	(i) Basic (in ₹) (Not Annualised)	0.41	0.04
	(ii) Diluted (in ₹)	0.41	0.04
(f)	Earnings per equity share after regulatory Deferral Accounts :		
	(i) Basic (in ₹) (Not Annualised)	0.59	0.13
	(ii) Diluted (in ₹)	0.59	0.13

Note No. 36: Contingent Liabilities and Commitments (to the extent not provided for)

(₹ in lakhs)

Particulars	As at	
	31-Mar-22	31-Mar-21
Contingent liabilities :		
Claims against the Company not acknowledged as debt in respect of:		
- Pending litigation against Capital Works	161370.11	156,610.00
- Land compensation cases	2806.00	2,738.00
- Disputed Income tax demand	46889.39	46,889.39
- Others	15.00	3.49
Total	**211,080.50**	**206,240.88**
Commitments :		
Estimated amount of contracts remaining to be executed on capital contracts and not provided for (net of advances and deposits)	-	-
Property, Plant & Equipment	16,030.42	32,640.30

(i) Claims against the company not acknowledged as debts as on March 31,2022 include demand from the Income tax authorities for payment of tax of ₹ 46889.39 lakhs upon completion of their tax assessment for the A.Y. 2012-13 amounting to₹ 3821.34 lakhs , A.Y. 2013-14 amounting to ₹ 2142.98 lakhs ,A.Y. 2014-15 amounting to ₹ 10872.61 lakhs, A.Y. 2015-16 amounting to ₹ 11381.61 lakh, A.Y. 2016-17 amounting to ₹ 9112.52 lakh,A.Y. 2018-19 amounting to ₹ 2891.40 lakh, Probable tax liability relating to DPS pending before High Court,Meghalaya and ITAT amounting to ₹ 6659.73 lakh and demand from Customs, Excise and Service Tax Appellate Tribunal (CESTAT) for payment of ₹ 7.20 lakhs in respect of Service Tax.

(ii) There are few cases pending before the Arbitration Tribunal / Courts, for which amount of claims are yet to be ascertained.

(iii) The company is contesting the demand and the management including its tax advisors believes that its position will likely be upheld in the appellate process.The management believes that the ultimate outcome of these proceedings will not have a material adverse effect on the Company's financial position and results of operations.

(iv) The Company is subject to legal proceedings and claims, which have arisen in the ordinary course of business. The Company's management does not reasonably expect that these legal actions, when ultimately concluded and determined, will have a material and adverse effect on the Company's results of operations or financial condition.

Note No. 37: Movement in Regulatory Deferral Accounts Balances

Nature of Rate Regulated Activities

The company is primarily engaged in the business of generation and sale of electricity. The tariff based on which the Company bill to its beneficiaries for electricity sold to them is determined by the Central Electricity Regulatory Commission (CERC) in compliance to the CERC (Terms and Conditions of Tariff) Regulations, as applicable from time to time. The said regulations allow the Company to recover its costs for providing the goods or services plus a fair return.

Recognition and measurement

- During determination of Annual Fixed Cost (AFC) of the Tuirial Hydro Electric Project (TrHEP) of North Eastern Electric Power Corporation Ltd (NEEPCO) for the control period of 2019-2024 by the Central Electricity Regulatory Commission (CERC), order for which issued on 16.04.2021, the Hon'ble Commission has allowed depreciation @2% based on the petition submitted by NEEPCO for the said purposes in line with the decision of the Public Investment Board (PIB) of the Govt. of India during meeting dated 04.06.2010 held for considering RCE of the project (TrHEP).
- The rates and methodology as per the CERC tariff regulations based on which depreciation for TrHEP has been calculated and charged to the Statement of Profit & Loss of NEEPCO for the period under consideration vary from that allowed to recover through tariff as per the CERC order. Due to higher rate of depreciation as per the CERC regulations, depreciation charged to the Statement of Profit & loss Account for the first 12 (twelve) years of operation TrHEP since its Date of Commercial Operation (COD) will be more than that of the depreciation recoverable through tariff, which will be reversed in future periods during remaining period of normative life of the generating station. Accordingly, the lower depreciation realized as "Revenue" for the generating station during the earlier period of its operation will be recovered/adjusted during later period.
- In view of above, the difference of depreciation to the extent recoverable/adjustable in future period has been recognized on an undiscounted basis as "Regulatory deferral account debit/credit balances" by credit/debit to the "Movement of Regulatory Deferral Account Balances".
- "Regulatory deferral account debit balances" recognized on account of the above during the year ended 31.03.2022 is as follows:

Particulars	Amount (₹ in lakhs)
Depreciation as per CERC Schedule of rates	6,896.52
Depreciation @2% as allowed by CERC vide the tariff order dated 09.10.2018	2,778.88
Difference (Recognized as "Regulatory Deferral balances")	4,117.64

Regulatory Deferral Account balances in respect of Employees benefits expenses for Gratuity:

Ministry of Labour and Employment vide their Gazette notification dated the 29th March 2018 has notified the Payment of Gratuity (Amendment) Act, 2018 (12 of 2018) and thus has increased the limit of gratuity upto ₹20 (Twenty) lakh from the existing ₹10 (Ten) lakh. Regulation 8 (3) of the CERC (Terms and conditions of Tariff) Regulations 2014 provides that "The Commission shall carry out truing up of tariff of generating station based on the performance of following Uncontrollable Parameters:

i) Force Majeure;, ii) Change in Law; and iii) Primary Fuel Cost.

The increase in gratuity expenses due to enhancement of limit upto ₹20.00 lakh as per the Payment of Gratuity (Amendment) Act, 2018 falls under the category of "Change in law",

Accordingly, an amount of ₹ 4793.47 lakh to the extent expected as recoverable from the beneficiaries in subsequent period as per CERC Tariff Regulations have been recognized as "Regulatory Deferral Account Balances" as on 31.03.2022 in books of NEEPCO. No movement on the aforesaid balances have occured during the Financial Year ended 31.03.2022."

Regulatory Deferral Accounts Balances in respect of deferred adjustment on Deferred Tax Liabilities for projects under operation:

NEEPCO has long term Power Purchase Agreement (PPA) with the States of the North Eastern Region (referred to as the 'Beneficiaries') for selling electricity generated from its generating stations in operations. Tariff for generating stations of NEEPCO are determined by the Central Electricity Regulatory Commission (CERC) in compliance to their notified tariff regulations issued from time to time. As per the CERC Tariff Regulations 2019, ROE is grossed up with effective tax rate as applicable for the respective financial year. Accordingly, deferred tax accrued during the year on income generated from sale of electricity and further adjustable/reversal in future periods when the related deferred tax liability will form a part of current tax & recoverable from the beneficiaries has been accounted as "Deferred tax adjustment against deferred tax liability", which has been recognized as "Regulatory income" and presented as a movement in "Regulatory Deferral Accounts Balance" as a separate line item in compliance to the relevant provisions of Ind AS 114.

Regulatory Deferral Account balances due to reclassification of deferred tax recoverable from beneficiaries

As per Regulation 67 of the CERC (Terms and Conditions of Tariff Regulations) 2019, Deferred tax liabilities for the period upto 31st March, 2009 whenever they materialise shall be recoverable directly by the generating companies or transmission licensees from the then beneficiaries or long term customers, as the case may be. Till 31st March, 2019 the deferred tax recoverable from beneficiaries in future years was presented as an adjustment to deferred tax liability and was not recognised as "Regulatory Deferral Accounts balances". The same has been reviewed during the FY 2021-22 in line with Ind AS 114 and has been reclassified as Regulatory Deferral Account balance. The regulated assets (+)/liability (-) recognized in the books to be recovered from or payable to beneficiaries in future periods are as follows:

(₹ in lakhs)

Sl. No.	Particulars	Regulatory Deferral Account Balances
A	Opening balance as on 01.04.2021	39,934.78
B	Addition during the Financial Year ended 31.03.2022 (assets (+)/ liability (-)	-
C	Amount collected (-)/refunded (+) during the period	(1,310.82)
D	Regulatory income/(expense) recognized in the Statement of Profit and Loss (B-C)	(1,310.82)
E	Closing balance as on 31.03.2022 (A+D)	38,623.96

Regulatory Deferral Account balances in respect of exchange differences on Foreign Currency Monetary items

Para 28 of the Ind AS 21-"The Effects of Changes in Foreign Exchange Rates" provides that exchange differences arising on the settlement of monetary items or on translating monetary items at rates different from those at which they were translated on initial recognition during the period or in previous financial statements shall be recognised in profit or loss in the period in which they arise. Further, para D13 AA of the Ind AS 101 – "First-time Adoption of Indian Accounting Standards" provides for a first-time adopter may continue the policy adopted for accounting for exchange differences arising from translation of long-term foreign currency monetary items recognised in the financial statements for the period ending immediately before the beginning of the first Ind AS financial reporting period as per the previous GAAP. Accordingly, for periods beginning on or after 01.04.2016, all exchange differences arising on translation/ settlement of monetary items other than exchange difference on borrowings to the extent treated as an adjustment to interest cost during construction period are to be charged to the Statement of Profit and Loss. Regulation 69 of of the CERC (Terms and Conditions of Tariff) regulations provides that every generating company and the transmission licensee shall recover the foreign exchange rate variation on year-to-year basis as income or expense in the period in which it arises.

Regulatory deferral accounts debit balance - Note 15 recognized :

The regulatory assets recognized in the books to be recovered from the beneficiaries in future periods are as follows:

(₹ in lakhs)

Particulars	As at 31st March 2022	As at 31st March 2021
A. Opening Balance	84,384.08	79,861.53
B. Movements during the year due to (i) Turial Depreciation ₹ 4117.64 lakhs (ii) Deferred Tax Adjustment against Deferred Tax Liability ₹ 5153.65 lakhs (iii) Deferred Tax Recoverable ₹ (1310.82) Lakhs	7,960.47	4,522.55
C. Amount Collected / refunded during the year	-	-
D. Regulatory Deferral Account Balances recognized in the Statement of Profit & Loss (B-C)	7,960.47	4,522.55
E. Closing Balance (A+D)	92,344.55	84,384.08
F) Net movements in regulatory deferral account balances (I)	7,960.47	4,522.55
G) Tax on net movements in regulatory deferral account balances (II)	1,619.88	1,020.78
H) Total amount recognised in the statement of profit & loss during the year (I - II)	6,340.59	3,501.77

Rate of return/Discounting rate considered for recognition of Regulatory Deferral Account Balance is "Zero" Risk/uncertainty associated with future recovery of Regulatory Deferral Account Balances

- **Demand risk:** Recovery of regulatory deferral balances are subjected to billing to its beneficiaries and accordingly associated with related normal risks, such as, attitude of the customers towards settlement of their dues, availability of alternate source of supply etc.
- **Regulatory risk:** On account of Changes, if any, in Regulations and submission or approval of a rate setting application or the entity's assessment on the expected future regulatory actions.

  Period over which expected to recover

  i. **Employees benefit expenses:** The Company expects to recover the carrying amount of regulatory deferral debit account balances over a period of 2(two) years.

  ii. **Others:** The Company is expected to recover/adjust the carrying amount of the regulatory deferral account balances over the period of normative useful life of the projects/generating stations.

Note No. 38: Related party disclosures

The required information with respect to Related Party Disclosure as per Ind AS-24 is given as under:

(a) LIST OF RELATED PARTIES

A. HOLDING COMPANY : NTPC Ltd

Government of India held 100% ownership interest in NEEPCO Ltd till 26th March 2020. However, acquisition of entire equity stake of Government of India in NEEPCO Ltd by NTPC Ltd completed on 27th March 2020 through share transfer in persuant to share purchase agreement dt. 25th March 2020 between Government of india & NTPC Ltd. NTPC Ltd holds 100% ownership interest in NEEPCO Ltd including & as on 31st March 2022.

B. Joint Ventures :

KSK Dibbin Hydro Power Private Limited, 8-2-293/82/A/431/A, Road No.22, Jubilee Hills, Hyderabad – 500 033, India. NEEPCO Ltd.holds 30% of share in this Joint Venture.

C. Names of the Companies /bodies corporate which are subsidiaries / Joint Ventures of the Holding Company

1. Nabinagar Power Generating Company Limited
2. NTPC Mining Limited
3. NTPC Vidyut Vyapar Nigam Limited
4. NTPC GE Power Services Private Limited
5. Bhartiya Rail Bijlee Company Limited
6. Patratu Vidyut Utpadan Nigam Limited
7. Meja Urja Nigam Private Limited
8. Kanti Bijlee Utpadan Nigam Ltd.
9. NTPC Electric Supply Company Ltd.
10. KSK Dibbin Hydro Power Pvt. Ltd.
11. THDC India Limited
12. Energy Efficiency service Ltd.
13. Hindustan Urvarak & Rasayan Limited
14. NTPC Electric Supply Co. Limited
15. Damodar Valley Corporation
16. PTC India Limited
17. North East India Ayush Consortium Limited

D. DIRECTORS & KEY MANAGERIAL PERSONNEL OF NEEPCO

(i) Whole time Directors :

1 Shri V K Singh	Chairman & Managing Director. Holding additional charge of Director (Technical) w.e.f. 01.03.2022
2 Shri Anil Kumar	Director (Personnel). Holding additional charge of D(F) till 09.09.2021
3 Shri Hemanta Kumar Deka	Director (Technical). Superannuated on 28.02.2022
4. Shri B. Maharana	Director (Finance) cum Chief Finance Officer w.e.f. 10.09.2021

(ii) Independent Directors :

1. Smt. Mala Sinha	Independent Director
2. Dr Viveka Nand Paswan	Independent Director ,w.e.f. 10.11.2021
3. Bimal Chand Oswal	Independent Director,w.e.f. 10.11.2021

(iii) Nominee Directors

1. Shri Jithesh John	Nominee Director of Govt. of India, w.e.f. 21.06.2021
2. Shri Anil Kumar Gautam	Nominee Director, NTPC
3. Shri Ujjwal Kanti Bhattacharya	Nominee Director, NTPC

(iv) Company Secretary

Shri Chirajeeb Sharma	Company Secretary & Legal Advisor, upto 31.05.2021
Shri Abinoam Panu Rong	Company Secretary, w.e.f. 01.06.2021

b) Transaction with related parties

Particulars	31-Mar-22	31-Mar-21
Sales and purchase of goods and services		
sale of goods to associates	Nil	Nil
purchase of raw materials	Nil	Nil

Particulars	31-Mar-22	31-Mar-21
Sale of Energy through trading :: NVVN	64,842.06	14,528.70
Sale of Energy through trading :: PTC	-	9,010.79
Other transactions		
Paid to NTPC Ltd towards dividend		
(A) Final Dividend for F.Y. 2019-20		2,500.00
(B) Final Dividend for F.Y. 2020-21	1,500.00	
(C) Interim Dividend for F.Y. 2021-22	7,500.00	
Paid to NVVN Ltd for trading expenses - Professional fee	594.31	17.86
Paid to PTC Ltd for trading expenses - Professional fee	-	36.46
Paid to NTPC Ltd towards consultancy	31.15	15.58
Paid to THDC- share on study of PSP model	31.27	-
Paid to Energy Efficiency Service Ltd for hire charge E-Vehicle	6.62	7.96
NEEPCO Employees' Provident Fund Trust	9,515.52	9,438.14
NEEPCO Ltd. Employees' Defined Contribution Superannuation Scheme Trust	3,713.45	3,670.50
NEEPCO Employees' Post Retirement Medical Benefit Trust	1,512.53	7,025.95
NEEPCO Employees Group Gratuity Assurance Fund Trust	1,534.63	1,306.67
NEEPCO Employees' Social Security Scheme Trust	47.32	50.14
Total	**25,986.80**	**24,069.26**

c) Compensation for Key Managerial Personnel (KMP)

Particulars	31-Mar-22	31-Mar-21
Salary and allowances	219.97	202.46
Contribution to Provident Fund and other funds	31.44	16.08
Other benefits	89.64	41.73
Sitting fees	4.80	2.40
Total	**345.85**	**262.67**

d) Outstanding balances with related parties

(₹ in lakhs)

(i) Amount recoverable from	2021-22	2020-21
NEEPCO Employees' Provident Fund Trust	-	-
NEEPCO Ltd. Employees' Defined Contribution Superannuation Scheme Trust	-	-
NEEPCO Employees' Post Retirement Medical Benefit Trust	236.34	175.37
NEEPCO Employees Group Gratuity Assurance Fund Trust	-	-
NEEPCO Employees' Social Security Scheme Trust	-	-
NTPC Ltd for reimbursement of expenses	11.03	-
NVVN Ltd for TDS	8.44	

(₹ in lakhs)

(ii) Amount payable to	2021-22	2020-21
NEEPCO Employees' Provident Fund Trust	788.82	789.67
NEEPCO Ltd. Employees' Defined Contribution Superannuation Scheme Trust	306.39	305.64
NEEPCO Employees' Post Retirement Medical Benefit Trust	-	-
NEEPCO Employees Group Gratuity Assurance Fund Trust	-	-
NEEPCO Employees' Social Security Scheme Trust	3.84	4.03
Paid to Energy Efficiency Service Ltd for hire charge E-Vehicle	1.14	0.57

Note No. 39: Additional disclosures

A. The company has used the borrowings from bank and other financial instituation for the specific purpose for which it was taken as on the reporting date.

B. Relationship with Struck off Companies:

(₹ in lakhs)

Sl. No.	Name of struck off Company	Nature of transactions with struck-off Company	Balance outstanding as at 31 March 2022	Balance outstanding as at 31 March 2021	Relationship with the struck off company
Payables					
(i)	A.P.Construction Pvt. Ltd	Payable - Contractor	0.97	2.08	NA
(ii)	Hi-Tech Reprographics Pvt Ltd	Payable - Contractor	0.22	0	NA
(iii)	S.K.Engineering and Work Pvt. Ltd	Payable - Contractor	0.25	0	NA
(iv)	Ocean Star Diving Services Ltd	Payable - Contractor	7.57	0	NA
(v)	Elshadai Infratech Pvt Ltd.	Payable - Supplier	0	0.53	NA
(vi)	Oriental Engineering Works Pvt Ltd	Payable - Contractor	0	0	NA
(vii)	Globex Steel Pvt. Ltd	Payable - Contractor	0	0	NA
(viii)	Destiny Enterprise Pvt. Ltd	Payable - Contractor	0	0	NA
(ix)	Galaxy Enterprise Pvt. Ltd	Payable - Contractor	0	0	NA
(x)	Simran Enterprises (I) Ltd	Payable - Contractor	0	0	NA
(xi)	Industrial Equipments Pvt. Ltd	Payable - Supplier	0	0	NA
(xii)	Electromech Engineering Pvt. Ltd	Payable - Contractor	0	0	NA
(xiii)	Advance Technologies Application Pvt. Ltd	Payable - Supplier	0	0	NA
(xiv)	Amar Enterprises Pvt. Ltd	Payable - Contractor	0	0	NA
(xv)	Data Sync Solutions Pvt. Ltd	Payable - Supplier	0	0	NA
(xvi)	Emerging Solutions Pvt. Ltd	Payable - Supplier	0	0	NA
(xvii)	B.M. Associates Pvt. Ltd	Payable - Supplier	0	0	NA

C. (i) Title deeds of Immovable Properties not held in name of the Company as at 31 March 2022

Relevant line item in the Balance sheet	Description of item of property	Gross carrying value (₹ in lakhs)	Title deeds held in the name of	Whether title deed holder is a promoter, director or relative# of promoter*/ director or employee of promoter/ director	Property held since which date	Reason for not being held in the name of the company**
Property, plant and equipment-Land	33.19 Are of Land at Guwahati, Assam	441.06	Assam Tea Corporation Ltd, Assam	NO	17.06.2009	Mutation process is under progress
Property, plant and equipment-Land	183.19 Hectare of land at West Jantia Hills, Meghalaya, for NEEPCO Project - Kopii Hydro Power Station- Stage II	452.68	Smt Ibil Dkhar & others (303 nos. of petitioner)	NO	10.09.1984	This land is under litigation due to claim lodged by 303 land owners for enhancement of land compensation. The matter is Pending with the Special Judge(Judicial) West Jaintai Hills , Meghalaya

Relevant line item in the Balance sheet	Description of item of property	Gross carrying value (₹ in lakhs)	Title deeds held in the name of	Whether title deed holder is a promoter, director or relative# of promoter*/ director or employee of promoter/ director	Property held since which date	Reason for not being held in the name of the company**
Property, plant and equipment- **Land**	15633.50 Sq. m land at Tezu (Arunachal Pradesh)	1.28	Please refer note below *			
Property, plant and equipment- **Land**	1.88 acres of land at Laitkor (Meghalaya)		Please refer note below **			
Property, plant and equipment- **Building**	Design Office/Guest House,Guwahati, Assam	375.48	Assam Tea Corporation Ltd, Assam	NO	17.06.2009	Mutation process is under progress

ii) Title deeds of Immovable Properties not held in name of the Company as at 31 March 2021

Relevant line item in the Balance sheet	Description of item of property	Gross carrying value (₹ in lakhs)	Title deeds held in the name of	Whether title deed holder is a promoter, director or relative# of promoter*/ director or employee of promoter/ director	Property held since which date	Reason for not being held in the name of the company**
Property, plant and equipment- **Land**	33.19 Are of Land at Guwahati, Assam	441.06	Assam Tea Corporation Ltd, Assam	NO	17.06.2009	Mutation process is under progress
Property, plant and equipment- **Land**	183.19 Hectare of land at West Jantia Hills, Meghalaya, for NEEPCO Project - Kopii Hydro Power Station- Stage II	452.68	Smt Ibil Dkhar & others (303 nos. of petitioner)	NO	10.09.1984	This land is under litigation due to claim lodged by 303 land owners for enhancement of land compensation. The matter is Pending with the Special Judge(Judicial) West Jaintai Hills, Meghalaya
Property, plant and equipment- **Land**	15633.50 Sq. m land at Tezu (Arunachal Pradesh)	1.28	Please refer note below *			
Property, plant and equipment- **Land**	1.88 Ares of land at Laitkor (Meghalaya)		Please refer note below **			
Property, plant and equipment- **Building**	Design Office/Guest House,Guwahati, Assam	375.48	Assam Tea Corporation Ltd, Assam	NO	17.06.2009	Mutation process is under progress

*Land measuring 15633.50 Sq. m with building under Dag No. 173 & 200 at Tezu (Arunachal Pradesh) was alloted to NEEPCO by the concerned District authority.

** Land measuring 1.88 Ares located at Laitkor (Meghalaya) is under the ownership of NEEPCO.

D. (i) The quarterly returns or statements of current assets filed by the Company with banks or financial institutions are in agreement with the books of accounts.

(ii) The company has not been declared wilful defaulter by any bank or financial institution or other lenders.

E. The company has not granted any loans or advances to promoters, directors, KMP's and the related parties that are repayable on demand or without specifying any terms or period of repayment.

F. No proceedings have been initiated or are pending against the company for holding any benami property under the Benami Transactions (Prohibition) Act, 1988 (45 of 1988) and the rules made thereunder.

G. The company has no cases of any charges or satisfaction yet to be registered with ROC beyond the statutory time limits.

H. The provisions of clause (87) of section 2 of the Act read with the Companies (Restriction on number of Layers) Rules, 2017 are not applicable to the company as it is a Government Company as per Section 2(45) of the Companies Act, 2013.

I. The company does not hold any Invetsment Property in its books of accounts, so fair valuation of investment property is not applicable.

J. During the year the company has not revalued any of its Property,plant and equipment.

K. During the year, the company has not revalued any of its Intangible assets.

L. The company has not provided nor taken any loan or advance to/from any other person or entity with the understanding that benefit of the transaction will go to a third party, the ultimate beneficiary.

M. No scheme or arrangement have been approved by the competent authority in terms of section 230 to 237 of the Companies Act' 2013.

N. Undisclosed income: The company has not surrendered or disclosed as income or any transaction during the year in the tax assessment under the Income Tax Act, 1961. No search or survey under the Income Tax Act' 1961 has taken place during the year. Further, the company does not have any previously unrecorded income & related assets (Previous year NIL).

O. Crypto or Virtual Currency: The company has not traded or invested in Crypto or virtual currency during the current Financial Year (Previous Year NIL)

I. Disclosure of Ratios

Ratio	Numerator	Denominator	FY 2021-22	FY 2020-21	% Variance	Reason for Variance
Current ratio	Current Assets	Current Liabilities	0.54	0.56	(4.86)	
Debt-equity ratio	Paid-up debt capital (Long term borrowings+Short term borrowings)	Shareholder's Equity (Total Equity)	1.13	1.23	(7.75)	
Debt service coverage ratio	Profit for the year+Finance costs+ Depreciation and amortiation expenses+Exceptional items	Finance Costs + lease payments+Scheduled principal repayments of long term borrowings	1.18	0.63	87.68	Due to increase in the PAT over the previous year, the ratio is better
Return on equity ratio	Profit for the year	Average Shareholder's Equity	0.03	0.01	338.97	Due to increase in the PAT over the previous year, the ratio is better
Inventory turnover ratio	Revenue from operations	Average Inventory	22.41	17.87	25.36	Due to increase in the Revenue over the previous year, the ratio is better

Ratio	Numerator	Denominator	FY 2021-22	FY 2020-21	% Variance	Reason for Variance
Trade receivables turnover ratio	Revenue from operations	Average trade receivables	5.10	3.20	59.61	Due to better collection from the debtors for the current F.Y. the ratio is on the higher side
Trade payables turnover ratio	Total Purchases (Fuel Cost + Other Expenses+Closing Inventory-Opening Inventory)	Closing Trade Payables	7.21	9.75	(25.98)	Due to increase in trade payable on account of transmission expense
Net capital turnover ratio	Revenue from operations	Working Capital+current maturities of long term borrowings	3.42	2.60	31.31	Due to increase in the Revenue over the previous year, the ratio is better
Net profit ratio	Profit for the year	Revenue from operations	0.07	0.02	216.22	Due to increase in the PAT over the previous year, the ratio is better
Return on capital employed	Earning before interest and taxes	Capital Employed(i)	0.07	0.04	73.61	The increase of EBIT over the previous F.Y. resulted the better performance of the ratio
Return on investment(ii)-Investments in subsidiary and joint venture companies	{MV(T1) – MV(T0) – Sum [C(t1)]}	{MV(T0) + Sum [W(t) * C(t2)]}	-	-	-	The investment for the NEEPCO is NIL for both the F.Y s
Return on investment(ii)-Investments in others	{MV(T1) – MV(T0) – Sum [C(t1)]}	{MV(T0) + Sum [W(t) * C(t2)]}	-	-	-	The investment (either in the STDRs or other investments) for the NEEPCO is NIL for both the F.Y s

** Denominator is Negative

(i) Capital Employed= Tangible Net Worth + Total Debt + Deferred Tax Liabilities

(ii)Return on Investment where

T1 = End of time period

T0 = Beginning of time period

t = Specific date falling between T1 and T0

MV(T1) = Market Value at T1

MV(T0) = Market Value at T0

C(t1) = Cash inflow, cash outflow on specific date including dividend received

C(t2) = Cash inflow, cash outflow on specific date excluding dividend received

W(t) = Weight of the net cash flow (i.e. either net inflow or net outflow) on day 't', calculated as [T1 – t] / T1

J(I) Disclosure on Kopili HPS (50X4 MW):

(i) Penstock I - feeding 02 (two) units (50 MW each) of Kopili Hydro Power Station, Umrongso, Assam of the Company got ruptured on 07.10.2019 following a Load through off and tripping of Unit -I (50 MW). 03 (three) other units were in full load during the mishap. Rupture happened at three locations of Penstock including at location immediately downstream of Valve House. Penstock protection valve closing mechanism was damaged in the incident and therefore, the Valve could not be closed to isolate the Penstock, consequently thereafter, the Power House was flooded upto EOT Crane beam level within a very short period. At present, Kopili (4 X 50 MW) system in in shutdown condition. The value of damaged assets assessed & recognised in books till 31.03.2022 amounts to ₹10366.72 lakhs (Gross value ₹20670.50 lakhs & Accumulated depreciation ₹10303.78 lakhs), for which provision for an equivalent amount has been provided in books. Repair, Renovation and Modernization (RRM) activities of the said generating plant is going on with scheduled commissioning of all the units by April 2023.

(ii) Finalization of insurance claim lodged with the underwriter is in advanced stage with estimated settlement amount of ₹ 3562.67 lakh, which has been duly accounted for in books of NEEPCO as on 31.03.2022 based on reasonable certainty of realization."

J (II) Disclosure on Khandong HPS (2 X 25 MW) and Kopili Stage II (1 X 25 MW) HPS:

As a consequence of unprecedented dry season flood in Kopili river, the Bundh constructed at the approach channel for taking up planned repair and renovation works overtopped on the 26th March 2022 leading to uncontrollable ingress of water from the Kopili reservoir into Khanding HRT. The discharge gushes down the hill slopes and inundated the Khandong Power House (2 X 25 MW) and Kopili Stage II Power House (1 X 25 MW) causing damages to the Power Stations and its Plant & Machineries. The value of damaged assets assessed & recognised in books as on 31.03.2022 amounts to ₹1457.63 lakhs (Gross value ₹7871.89 lakhs & Accumulated depreciation ₹6414.26 lakhs) for the said generating stations, for which provision for an equivalent amount has been provided in books.

K. Segment Reporting

NEEPCO is in the business of only one product, i.e., generation and selling of electricity. All the projects of NEEPCO are located with the North East Region, i.e., within the same geographical location. NEEPCO has no reportable segment and accordingly, Ind AS 108 – Operating Segment to disclose information about segments is not applicable.

L. Disclosure as per Ind AS 116 'Leases

(I) Transition to Ind AS 116

The Company has applied the following practical expedients on initial application of Ind AS 116:

(i) Applied a single discount rate to a portfolio of leases of similar assets in similar economic environment with a similar end date.

(ii) Applied the exemption not to recognize right-of-use assets and liabilities for leases with less than 12 months of lease term on the date of initial application.

(iii) Excluded the initial direct costs, if any, from the measurement of the right-of-use asset at the date of initial application.

(iv) On transition to Ind AS 116, the weighted average incremental borrowing rate applied to lease liabilities recognised under Ind AS 116 is 8.69 %. For agreements relating to the FY 2021-22 the weighted average incremental borrowing rate is taken as 7.55 %.

(II) Company as Lessee

(i) The Company's significant leasing arrangements are in respect of the following assets:

(a) Premises for guest houses/ transit camps which are not non-cancellable and are usually renewable on mutually agreeable terms.

(b) The Company has taken electrical vehicles on operating lease for a period of five years, which can be further extended at mutually agreed terms. Lease rentals are subject to escalation of 10% per annum.

(c) The Company has taken certain vehicles (other than electrical) on lease for periods more than 12 months.

(III) The following are the carrying amounts of lease liabilities recognised and the movements during the period:

(₹ in lakhs)

Particulars	For the Year ended 31st March 2022	For the Year ended 31st March 2021
Opening Balance	790.45	978.75
- Additions in lease liabilities	807.03	425.48
- Interest cost during the year	130.13	134.18
- Payment of lease liabilities	715.78	747.96
Closing Balance	**1,011.83**	**790.45**
Current	**573.64**	**522.66**
Non Current	**438.19**	**267.79**

(IV) The following are the carrying amounts of "Right to use Leased Assets" as on 31.03.2022:

(₹ in lakhs)

Particulars	For the Year ended 31st March 2022	For the Year ended 31st March 2021
Opening Balance	726.30	934.67
- Additions in lease liabilities	807.03	425.48
- Amortization during the period	593.94	633.85
Closing Balance	939.39	726.30

(V) The following are the amounts recognised in profit or loss:

(₹ in lakhs)

Particulars	For the Year ended 31st March 2022	For the Year ended 31st March 2021
Depreciation expense for right-of-use assets	593.94	633.85
Interest expense on lease liabilities	130.13	134.18
Expense relating to short-term leases	-	-

(VI) Details of Contractual Maturities of Lease Liabilities are:

(₹ in lakhs)

Particulars	As at 31st March 2022	As at 31st March 2021
Less than one year	573.64	522.66
Between one and two years	295.29	194.48
Between two and three years	122.46	52.83
Between three and four years	16.56	14.96
Between four and five years	3.88	5.52
More than five years	-	-
Total	**1,011.83**	**790.45**

Note No. 40: Capital Management

The Company's capital management is intended to create value for shareholders by facilitating the meeting of long term and short term goals of the Company.

The Company determines the amount of capital required on the basis of annual business plan, coupled with long term and short term strategic investing plan. The funding requirements are met through equity, convertible and non- convertible debt securities, and other short term and long term borrowings. The Company's policy is aimed at combination of short term and long term borrowings.

The Company monitors the capital structure on the basis of net debt to equity ratio and maturity profile of the overall debt portfolio of the Company.

Note No. 41: Disclosure on Financial Instruments

This section gives an overview of the significance of financial instruments for the Company and provides additional information on balance sheet items that contain financial instruments.

The details of significant accounting policies, including the criteria for recognition, the basis of measurement and the basis on which income and expenses are recognized, in respect of each class of financial asset, financial liability and equity instrument are disclosed in note no.1 to the financial statements

Financial assets and liabilities

The following table presents the carrying amount and fair value of each category of financial assets & liabilities as at March 31, 2022 & March 31, 2021.

(₹ in lakhs)

As at March 31, 2022	Fair value through statement of profit & loss	Fair value through OCI	Derivative instruments in hedging relationship	Derivative instruments not in hedging relationship	Amortised Cost	Total Carrying Value	Total Fair Value
Financial assets							
Cash and bank balances					4,344.49	4,344.49	4,344.49
Other Bank Balances					1,009.06	1,009.06	1,009.06
Trade receivables					48,776.49	48,776.49	48,776.49
Loans					26.16	26.16	26.16
Other financial assets					35,806.83	35,806.83	35,806.83
Total					89,963.03	89,963.03	89,963.03
Financial liabilities							
Trade payables					22,156.98	22,156.98	22,156.98
Borrowings					718,899.93	718,899.93	718,899.93
Cash Credit/WCDL					24,300.00	24,300.00	24,300.00
Lease obligation					1,011.83	1,011.83	1,011.83
Payable for Capital expenditure					7,968.37	7,968.37	7,968.37
Other financial liabilities					9,234.48	9,234.48	9,234.48
Total					783,571.59	783,571.59	783,571.59

(₹ in lakhs)

As at March 31, 2021	Fair value through statement of profit & loss	Fair value through OCI	Derivative instruments in hedging relationship	Derivative instruments not in hedging relationship	Amortised Cost	Total Carrying Value	Total Fair Value
Financial assets							
Cash and bank balances					46.89	46.89	46.89
Other Bank Balances					171.24	171.24	171.24
Trade receivables					76,911.76	76,911.76	76,911.76
Loans					28.30	28.30	28.30
Other financial assets					18,844.62	18,844.62	18,844.62
Total					96,002.81	96,002.81	96,002.81
Financial liabilities							
Trade payables					8,583.31	8,583.31	8,583.31
Borrowings					755,433.34	755,433.34	755,433.34
Cash Credit/WCDL					36,774.67	36,774.67	36,774.67
Lease obligation					790.45	790.45	790.45
Payable for Capital expenditure					11,893.13	11,893.13	11,893.13
Other financial liabilities					8,212.86	8,212.86	8,212.86
Total					821,687.76	821,687.76	821,687.76

The following table provides an analysis of financial instruments that are measured subsequent to initial recognition at fair value, grouped into Level 1 to Level 3, as described below:

Quoted prices in an active market (Level 1): This level of hierarchy includes financial assets that are measured by reference to quoted prices (unadjusted) in active markets for identical assets or liabilities. This category consists of investment in quoted equity shares, quoted corporate debt instruments and mutual fund investments.

Valuation techniques with observable inputs (Level 2): This level of hierarchy includes financial assets and liabilities, measured using inputs other than quoted prices included within Level 1 that are observable for the asset or liability, either directly (i.e., as prices) or indirectly (i.e., derived from prices). This level of hierarchy includes Company's over-the-counter (OTC) derivative contracts.

Valuation techniques with significant unobservable inputs (Level 3): This level of hierarchy includes financial assets and liabilities measured using inputs that are not based on observable market data (unobservable inputs). Fair values are determined in whole or in part, using a valuation model based on assumptions that are neither supported by prices from observable current market transactions in the same instrument nor are they based on available market data. The main items in this category are investment in unquoted equity shares, measured at fair value.

(₹ in lakhs)

Particulars	As at March 31, 2022			
	Level 1	Level 2	Level 3	Total
Financial assets measured at fair value				
(i) Trade receivables	48,776.49	-	-	48,776.49
(ii) Cash and Bank Balances	5,353.55	-	-	5,353.55
(iii) Loans	26.16	-	-	26.16
(iv) others	35,806.83	-	-	35,806.83
Total financial assets measured at fair value	**89,963.03**	-	-	**89,963.03**
Financial liabilities measured at fair value				
(i) Borrowings	743,199.93	-	-	743,199.93
(ii) Trade & Other payables*	30,125.35	-	-	30,125.35
(iii) Other financial liabilities	10,246.31	-	-	10,246.31
Total financial liabilities measured at fair value	**783,571.59**			**783,571.59**

(₹ in lakhs)

Particulars	As at March 31, 2022			
	Level 1	Level 2	Level 3	Total
Financial assets measured at fair value				
(i) Trade receivables	76,911.76	-	-	76,911.76
(ii) Cash and Cash equivalents	218.13	-	-	218.13
(iii) Loans	28.30	-	-	28.30
(iv) others	18,844.62	-	-	18,844.62
Total financial assets measured at fair value	**96,002.81**	-	-	**96,002.81**
Financial liabilities measured at fair value				
(i) Borrowings	792,208.01	-	-	792,208.01
(ii) Trade & Other payables*	20,476.44	-	-	20,476.44
(iii) Other financial liabilities	9,003.31	-	-	9,003.31
Total financial liabilities measured at fair value	**821,687.76**			**821,687.76**

* Trade & Other payables includes trade payables & payables for capital expenditure

The short-term financial assets and liabilities are stated at amortized cost which is approximately equal to their fair value.

The fair value in respect of the unquoted equity investments cannot be reliably measured.

Management uses its best judgment in estimating the fair value of its financial instruments. However, there are inherent limitations in any estimation technique. Therefore, for substantially all financial instruments, the fair value estimates presented above are not necessarily indicative of all the amounts that the Company could have realized or paid in sale transactions as of respective dates. As such, the fair value of the financial instruments subsequent to the respective reporting dates may be different from the amounts reported at each year end

There have been no transfers between Level 1 and Level 2 for the years ended March 31, 2022 and March 31, 2021.

Transfer of financial assets

There have been no transfers of financial assets during the 2021-22.

Financial risk management

In the course of its business, the Company is exposed primarily to interest rates, liquidity and credit risk, which may adversely impact the fair value of its financial instruments.

The Company has a risk management policy which covers the risks associated with the financial assets and liabilities such as interest rate risks and credit risks. The risk management policy is approved by the Board of Directors. The risk management framework aims to:

Create a stable business planning environment by reducing the impact of currency and interest rate fluctuations on the Company's business plan.

Achieve greater predictability to earnings by determining the financial value of the expected earnings in advance.

Market Risk : - Market risk is the risk of any loss in future earnings, in realizable fair values or in future cash flows that may result from a change in the price of a financial instrument. The value of a financial instrument may change as a result of changes in the interest rates, foreign currency exchange rates, equity price fluctuations, liquidity and other market changes. Future specific market movements cannot be normally predicted with reasonable accuracy.

Credit Risk :- Credit risk is the risk of financial loss arising from counterparty failure to repay or service debt according to the contractual terms or obligations. Credit risk encompasses both the direct risk of default and the risk of deterioration of creditworthiness as well as concentration risks.

Liquidity Risk: Liquidity risk refers to the risk that the Company cannot meet its financial obligations. The objective of liquidity risk management is to maintain sufficient liquidity and ensure that funds are available for use as per requirements.

The following table shows a maturity analysis of the anticipated cash flows including interest payable for the Company's non derivative financial liabilities on an undiscounted basis, which therefore differ from both carrying value and fair value.

(₹ in lakhs)

Particulars	As at March 31, 2022				
	Carrying amount	Contractual cash flows	Less than 1 year	Between 1 - 5 years	More than 5 years
Non- derivative financial liabilities					
Borrowings	743,199.93	743,199.93	121,646.59	390,169.95	231,383.39
Trade payables	30,125.35	30,125.35	21,466.10	690.88	-
Other financial liabilities	10,246.31	10,246.31	10,246.31	-	-
Total non- derivative financial liabilities	**783,571.59**	**783,571.59**	**153,359.00**	**390,860.83**	**231,383.39**
Derivative financial liabilities					

(₹ in lakhs)

Particulars	As at March 31, 2022				
	Carrying amount	Contractual cash flows	Less than 1 year	Between 1 - 5 years	More than 5 years
Non- derivative financial liabilities					
Borrowings	792,208.01	792,208.01	96,203.14	385,803.57	273,426.63
Trade payables	20,476.44	20,476.44	8,194.07	389.24	-
Other financial liabilities	9,003.31	9,003.31	22,429.11	522.66	-
Total non- derivative financial liabilities	821,687.76	821,687.76	126,826.32	386,715.47	273,426.63
Derivative financial liabilities					

The cost of unquoted investments approximate the fair value because there is a wide range possible fair value measurements and the cost represents estimate of fair value within that range.

Note No. 42: Operating Segment

a. Electricity generation is the principal activity of the Corporation. Other operation like interest income does not form a reportable segment as per the Accounting Standard 108.

b. The Corporation has power projects located within the country and therefore geographical segments are inapplicable.

Note No. 43: Financial Risk Management

(i) Exposure to Credit Risk

The carrying amount of financial assets represents the maximum credit exposure. The maximum exposure to credit risk at the reporting date was :

(₹ in lakhs)

Particulars	As at 31st March, 2022	As at 31st March, 2021
Financial assets for which loss allowance is measured using 12 months Expected Credit Losses (ECL)		
Non-current investments		
Non-current loans	26.16	28.30
Other non-current financial assets	-	-
Cash and cash equivalents	4,344.49	46.89
Bank balances other than cash and cash equivalents	1,009.06	171.24
Current loans	1,429.36	63.83
Other current financial assets*	4,820.53	1,607.48
Total (A)	**11,629.60**	**1,917.74**
Financial assets for which loss allowance is measured using life-time Expected Credit Losses (ECL) as per simplified approach		
Trade receivables	48,776.49	76,911.76
Contract Assets	29,556.94	36,374.34
Total (B)	**78,333.43**	**113,286.10**
Total (A+B)	**89,963.03**	**115,203.84**

* Excluding Contract Assets (Refer Note 13)

नीपको NEEPCO New Delhi North Eastern Electric Power Corporation

(ii) Provision for expected credit losses

(a) Financial assets for which loss allowance is measured using 12 month expected credit losses

The Company has assets where the counter-parties have sufficient capacity to meet the obligations and where the risk of default is very low. Accordingly, no loss allowance for impairment has been recognised.

(b) Financial assets for which loss allowance is measured using life-time expected credit losses as per simplified approach

The Company has customers (State government utilities) with capacity to meet the obligations and therefore the risk of default is negligible or nil. Further, management believes that the unimpaired amounts that are past due by more than default is negligible or nil. Further, management believes that the unimpaired amounts that are past due by more than 30 days are still collectible in full, based on historical payment behaviour and extensive analysis of customer credit risk. Hence, no impairment loss has been recognised during the reporting periods in respect of trade receivables and unbilled revenue.

(iii) Ageing analysis of trade receivables

The ageing analysis of the trade receivables is as below: *(₹ in lakhs)*

Ageing	Not due	0 - 30 days past due	31-60 days past due	61-90 days past due	91-120 days past due	More than 120 days past due	Total
Gross carrying amount as on 31st March 2022	33,536.25	3,466.93	-	-	-	11,773.31	48,776.49
Gross carrying amount as on 31st March 2021	44,406.95	1,850.79	2,147.59	2,097.57	221.17	26,187.69	76,911.76

Liquidity Risks

Liquidity risk is the risk that the Company will encounter difficulty in meeting the obligations associated with its financial liabilities that are settled by delivering cash or another financial asset. The Company's approach to managing liquidity is to ensure, as far as possible, that it will always have sufficient liquidity to meet its liabilities when due, under both normal and stressed conditions, without incurring unacceptable losses or risking damage to the Company's reputation.

The Company has an appropriate liquidity risk management framework for the management of short, medium and long term funding and liquidity management requirements. The Company manages liquidity risk by maintaining adequate cash reserves, banking facilities and reserve borrowing facilities by continuously monitoring forecast and actual cash flows and matching the maturity profiles of financial assets and liabilities.

The Company's Treasury department is responsible for managing the short-term and long-term liquidity requirements of the Company. Short-term liquidity situation is reviewed daily by the Treasury department. The Board of directors has established policies to manage liquidity risk and the Company's Treasury department operates in line with such policies. Any breaches of these policies are reported to the Board of Directors. Long-term liquidity position is reviewed on a regular basis by the Board of Directors and appropriate decisions are taken according to the situation.

Typically, the Company ensures that it has sufficient cash on demand to meet expected operational expenses for a month, including the servicing of financial obligations, this excludes the potential impact of extreme circumstances that cannot reasonably be predicted, such as natural disasters

As part of the CERC Regulations, tariff inter-alia includes recovery of capital cost. The tariff regulations also provide for recovery of energy charges, operations and maintenance expenses and interest on normative working capital requirements. Since billing to the customers are generally on a monthly basis, the Company maintains sufficient liquidity to service financial obligations and to meet its operational requirements.

(i) **Financing arrangements**

The Company had access to the following undrawn borrowing facilities at the end of the reporting period:

(₹ in lakhs)

Particulars	As at 31st March, 2022	As at 31st March, 2021
Fixed-rate borrowings		
Foreign currency loans	-	-
Floating-rate borrowings		
Cash credit /WCDL	19,500.00	65,925.33
Term loans	65,000.00	45,000.00
Foreign currency loans	-	-
Total	**84,500.00**	**110,925.33**

(ii) **Maturities of financial liabilities**

The following are the contractual maturities of derivative and non-derivative financial liabilities, based on contractual cash flows:

31st March 2022

(₹ in lakhs)

Contractual maturities of financial liabilities	Contractual cash flows					
	3 months or less	3-12 months	1-2 years	2-5 years	More than 5 years	Total
Non-derivative financial liabilities						
Secured bonds	2,400.00	63,450.00	62,000.00	195,000.00	132,000.00	454,850.00
Unsecured bonds	-	-	-	-	20,000.00	20,000.00
Rupee term loans from banks	3,125.00	14,375.00	22,500.00	80,000.00	37,500.00	157,500.00
Rupee term loans from others	-	-	-	-	29,196.42	29,196.42
Finance lease obligations	135.14	438.50	295.29	142.90	-	1,011.83
Secured Foreign currency loans	1,943.69	5,831.08	5,834.11	-	-	13,608.88
Unsecured foreign currency loans from banks and financial institutions	-	-	-	-	-	-
Unsecured foreign currency loans (guaranteed by GOI)	3,104.48	3,104.48	6,208.96	18,626.87	12,699.83	43,744.62
Cash credit /WCDL	24,300.00	-	-	-	-	24,300.00

31st March 2021

(₹ in lakhs)

Contractual maturities of financial liabilities	Contractual cash flows					
	3 months or less	3-12 months	1-2 years	2-5 years	More than 5 years	Total
Non-derivative financial liabilities						
Secured bonds	2,400.00	67,450.00	65,850.00	204,000.00	185,000.00	524,700.00
Rupee term loans from banks	3,125.00	9,375.00	17,500.00	60,000.00	40,000.00	130,000.00
Rupee term loans from others	-	-	-	-	29,196.00	29,196.00
Finance lease obligations	120.75	401.91	194.48	73.31	-	790.45
Secured Foreign currency loans	1,885.00	5,653.00	7,539.00	5,657.00	-	20,734.00
Unsecured foreign currency loans from banks and financial institutions	-	-	-	-	-	-
Unsecured foreign currency loans (guaranteed by GOI)	2,296.00	4,019.00	6,315.00	18,943.00	19,230.00	50,803.00
Cash credit /WCDL	44,074.67	-	-	-	-	44,074.67

Market risk

Market risk is the risk that changes in market prices, such as foreign exchange rates and interest rates will affect the Company's income. The objective of market risk management is to manage and control market risk exposures within acceptable parameters, while optimising the return.

The Board of Directors is responsible for setting up of policies and procedures to manage market risks of the Company. All such transactions are carried out within the guidelines set by the risk management committee.

Currency risk

The Company is exposed to foreign currency risk on certain transactions that are denominated in a currency other than entity's functional currency, hence exposure to exchange rate fluctuations arises. The risk is that the functional currency value of cash flows will vary as a result of movements in exchange rates.

The currency profile of financial assets and financial liabilities as at 31 March 2022 and 31 March 2021 are as below

31st March 2022 *(₹ in lakhs)*

Particulars	USD	Others	Total
Financial Assets			
Trade other receivables	-	-	-
Cash and Cash equivalent	-	-	-
Other Financial Assets	-	-	-
Total			
Financial Liabilities			
Secured Foreign Currency loans	13,608.89		13,608.89
Unsecured Foreign Curreny loans from banks & financial institution		43,744.62	43,744.62
Trade payables & other financial liabilities			-
Total	**13,608.89**	**43,744.62**	**57,353.51**

31st March 2021 *(₹ in lakhs)*

Particulars	USD	Others	Total
Financial Assets			
Trade other receivables	-	-	-
Cash and Cash equivalent	-	-	-
Other Financial Assets	-	-	-
Total	-	-	-
Financial Liabilities			
Secured Foreign Currency loans	20,734.21	-	20,734.21
Unsecured Foreign Curreny loans from banks & financial institution		50,802.71	50,802.71
Trade payables & other financial liabilities	-	-	-
Total	**20,734.21**	**50,802.71**	**71,536.92**

Out of the above, no amount is hedged by derivative instruments. In respect of the balance exposure, gain/(loss) on account of exchange rate variations on all foreign currency loans and foreign currency monetary items (up to COD) is recoverable from beneficiaries. Therefore, currency risk in respect of such exposure would not be very significant.

Sensitivity analysis

Since the impact of strengthening or weakening of INR against USD, Euro, JPY and other currencies on the statement of profit and loss would not be very significant; therefore, sensitivity analysis for currency risk is not disclosed.

Interest Rate risk

The Group is exposed to interest rate risk arising mainly from non-current borrowings with floating interest rates. The Group is exposed to interest rate risk because the cash flows associated with floating rate borrowings will fluctuate with changes in interest rates. The Group manages the interest rate risks by entering into different kinds of loan arrangements with varied terms (e.g. fixed rate loans, floating rate loans, rupee term loans, foreign currency loans, etc.).

At the reporting date the interest rate profile of the Group's interest-bearing financial instruments is as follows:

(₹ in lakhs)

Particulars	As at 31st March, 2022	As at 31st March, 2021
Financial Assets		
Fixed Rate Instruments		
Bank Deposits	1,009.06	171.24
Total	**1,009.06**	**171.24**
Financial Liabilities		
Fixed Rate Instruments		
Bonds	481,105.48	531,106.40
Foreign currency loans	44,170.86	51,252.61
Rupee term loan	29,124.10	29,125.00
Lease obligations	1,011.83	790.45
	555,412.27	**612,274.46**
Variable-rate instruments		
Foreign currency loans	13,620.09	20,747.76
Rupee term loan	157,716.01	160,753.97
Cash Credit	-	6,174.67
	171,336.10	187,676.40
Total	**726,748.37**	**799,950.86**

Fair value sensitivity analysis for fixed-rate instruments

The Company's fixed rate instruments are carried at amortised cost. They are therefore not subject to interest rate risk, since neither the carrying amount nor the future cash flows will fluctuate because of a change in market interest rates.

Cash flow sensitivity analysis for variable-rate instruments

A change of 50 basis points in interest rates at the reporting date would have increased (decreased) profit or loss by the amounts shown below. This analysis assumes that all other variables, in particular foreign currency rates, remain constant. The analysis is performed on the same basis for the previous year.

(₹ in lakhs)

Particulars	Profit or loss	
	50 bp increase	50 bp decrease
31-Mar-22		
Foreign currency loans	(274.27)	274.27
Rupee term loans	(3,359.85)	3,359.85
Cash credit/WCDL	(7.90)	7.90
Total	**(3,642.02)**	**3,642.02**
31-Mar-21		
Foreign currency loans	(403.94)	403.94
Rupee term loans	(3403.69)	3403.69
Cash credit/WCDL	(19.26)	19.26
Total	**(3826.89)**	**3826.89**

Note No. 44: Fair value of financial assets and liabilities measured at amortised cost

(₹ in lakhs)

Particulars	Level	As at 31st March 2022		As at 31st March 2021	
		Carrying amount	Fair value	Carrying amount	Fair value
Financial assets					
Loans	3	26.16	26.16	28.30	28.30
Trade receivables	3	48,776.49	48,776.49	76,911.76	76,911.76
Cash and cash equivalents	3	4,344.49	4,344.49	46.89	46.89
Bank balances other than cash and cash equivalents	3	1,009.06	1,009.06	171.24	171.24
Other financial assets	3	35,806.83	35,806.83	18,844.62	18,844.62
Financial liabilities					
Bonds	3	481,105.48	506,164.96	531,106.40	560,747.69
Foreign currency loans - KFW	3	44,170.86	46,824.99	51,252.61	55,931.33
Foreign currency loans - ECB	3	13,620.09	13,620.09	20,747.76	20,747.76
Rupee term loans	3	157,716.01	157,716.01	130,130.89	130,130.89
Government Subordinate Loan	3	29,124.10	9,163.57	29,125.00	8,446.15
Lease obligations	3	1,011.83	1,011.83	790.45	790.45
Borrowings - current	3	24,312.43	24,312.43	36,797.75	36,797.75
Trade payables and payable for capital expenditure	3	22,156.98	22,156.98	8,583.31	8,583.31
Other financial liabilities	3	10,173.49	10,173.49	12,887.43	12,887.43

The carrying amounts of current trade receivables, current trade payables, payable for capital expenditure, investment in subsidiary and joint venture companies, cash and cash equivalents and other financial assets and liabilities are considered to be the same as their fair values, due to their short-term nature.

The fair values for loans, borrowings, non-current trade payables and payable for capital expenditure were calculated based on cash flows discounted using a current discount rate. They are classified at respective levels based on availability of quoted prices and inclusion of observable/non observable inputs.

Note No 45. Disclosure as per Ind AS 115, ' Revenue from Contracts with Customers'

I. Nature of goods and services

The revenue of the Company comprises of income from energy sales, sale of energy through trading and other services. The following is a description of the principal activities:

(a) Revenue from energy sales

The major revenue of the Company comes from energy sales. The Company sells electricity to bulk customers, mainly electricity utilities owned by State Governments Discoms operating in States. Sale of electricity is generally made pursuant to long-term Power Purchase Agreements (PPAs) entered into with the beneficiaries. Further, the Company sell electrcity through Power Exchanges available with them under "Merchant Power".

Below are the details of nature, timing of satisfaction of performance obligations and significant payment terms under contracts for energy sales:

Product/ Service	Nature, timing of satisfaction of performance obligations and significant payment terms
Energy sales	The Company recognises revenue from contracts for energy sales over time as the customers simultaneously receive and consume the benefits provided by the Company. The tariff for computing revenue from energy sales is determined in terms of CERC Regulations as notified from time to time. Sale of Power is accounted for based on tariff approved by the Central Electricity Regulatory Commission (CERC). In case of power stations where final tariff is yet to be approved by CERC, the sale of energy is provided for on the basis of provisional rate considering the Annual Fixed Cost submitted before the CERC through Tariff Petition as per the principles enunciated in the Central Electricity Regulatory Commission (Terms & Conditions of Tariff) Regulations 2019. For projects for which neither CERC approved tariff is available nor petition pending with the CERC, sale of energy is accounted for on the basis of tariff as agreed by the beneficiaries. The amounts are billed on a monthly basis and are payable within contractually agreed credit period.

(b) **Revenue from energy trading, consultancy and other services**

Sale of Energy through trading

Below are the details of nature, timing of satisfaction of performance obligations and significant payment terms under contracts for sale of energy through trading:

Product/ Service	Nature, timing of satisfaction of performance obligations and significant payment terms
Sale of energy through trading	The Company recognises revenue from contracts for sale of energy through trading over time as the customers simultaneously receive and consume the benefits provided by the Company. The tariff for computing revenue from sale of energy through trading is determined as per the terms of the agreements. The amounts are billed as per periodicity specified in the Contract and are payable within contractually agreed credit period.

II. Disaggregation of revenue

In the following table, revenue is disaggregated by type of product and services, geographical market and timing of revenue recognition:

(₹ in lakhs)

Particulars	Generation of energy		Others		Total	
	For the year ended		For the year ended		For the year ended	
	31 March 2022	31 March 2021	31 March 2022	31 March 2021	31 March 2022	31 March 2021
Geographical markets						
India	306,075.81	219,712.47	3,415.45	7,144.67	309,491.26	226,857.14
Others						-
	306,075.81	219,712.47	3,415.45	7,144.67	309,491.26	226,857.14
Timing of revenue recognition						
Products and services transferred over time	306,075.81	219,712.47	3,415.45	7,144.67	309,491.26	226,857.14
	306,075.81	219,712.47	3,415.45	7,144.67	309,491.26	226,857.14

III. Reconciliation of revenue recognised with contract price:

Particulars	For the year ended 31 March 2022	For the year ended 31 March 2021
Contract price	311,286.91	227,705.78
Adjustments for:		
Rebates	(1795.65)	(848.64)
Revenue recognised	309,491.26	226,857.14

IV. Contract balances

Contract assets are recognised when there is excess of revenue earned over billings on contracts. Contract assets are transferred to unbilled revenue when there is unconditional right to receive cash, and only passage of time is required, as per contractual terms. The contract liabilities primarily relate to the advance consideration received from the customers which are referred as 'advances from customers / payable to beneficiaries'.

The following table provides information about trade receivables, unbilled revenue and advances from customers / payable to beneficiaries:

Particulars	As at March 31, 2022		As at 31 March 2021	
	Current	Non-current	Current	Non-current
Trade receivables	48,776.49	-	76,911.76	-
Contract Assets	29,556.94	-	17,173.31	-
Advances from customers / payable to beneficiaries	1,342.73	-	2,275.00	-

Note No. 46: Corporate Social Responsibility (CSR)

As per Section 135 of the Companies Act, 2013 read with guidelines issued by Department of Public Enterprises, GOI, the Company is required to spend, in every financial year, at least two per cent of the average net profits of the Company made during the three immediately preceding financial years in accordance with its CSR Policy. The details of CSR expenses for the year are as under:

(₹ in lakhs)

	Particulars	FY 2021-22	FY 2020-21
(i)	Amount required to be spent by the Company during the year	545.98	1,358.55
(ii)	Amount of expenditure incurred #	556.66	1,358.55
(iii)	Shortfall at the end of the year	Nil	Nil
(iv)	Total of previous years shortfall	Nil	Nil
(v)	Reason for shortfall	Not applicable	Not applicable
(vi)	Nature of CSR activities		
	(a) Construction/acquisition of any asset	337.00	921.70
	(b) On purposes other than (a) above	219.66	436.85
(vii)	Details of related party transactions, e.g., contribution to a trust controlled by the Company in relation to CSR expenditure as per relevant Accounting Standard	Nil	Nil

(viii) Movement in CSR liability

(₹ in lakhs)

Particulars	For the year ended 31 March 2022	For the year ended 31 March 2021
Opening Balance CSR Liability (A)	544.72	-
Paid / adjusted during the year (B)	460.06	-
Addition during the year (C)	456.02	544.72
Closing balance as at the year end (D=A-B+C) ##	540.67	544.72

(ix) Break up CSR expenses under major heads:

(₹ in lakhs)

	Particulars	FY 2021-22	FY 2020-21
1.	Eradicating Hunger and Proverty, Health Care and Sanitation	196.35	876.81
2.	Education and Skill Development	172.63	250.57
3.	Sports	-	1.02
4.	Rural Development	187.68	230.15
	Total	**556.66**	**1,358.55**

For the FY 2021-22 : ₹ 556.66 lakh includes expenditure incurred over sanction (for AGBPS) ₹ 10.68 lakh, "CSR Ongoing projects" amounting to ₹ 452.64 lakh and "CSR unspent" amounting to ₹ 3.38 lakh. For the FY 2020-21: ₹ 1358.55 lakh includes "CSR Ongoing Projects" ₹ 544.72 lakh.

Balance under "CSR Onging Project : ₹ 525.22 Lakh and balance under CSR Unspent ₹ 15.45 Lakh

Note No. 47: Disclosure on Inventories

(a) Amount of inventories consumed and recognised as expense during the year is as under (₹ in lakhs)

Particulars	For the year ended 31 March 2022	For the year ended 31 March 2021
Fuel Cost	57354.86	43,645.89
Others (included in Note 33 - Other expenses)*	3827.22	3,107.30
Total	**61182.08**	**46,753.19**

* includes imported material consumed during the year ended 31st March 2022 amounts to ₹212.25 lakhs (Previous year ₹ 126.76 lakhs)

Note No. 48: Income Tax related disclosures

(i) Disclosure as per Ind AS 12 "Income Tax"

(a) Income Tax Expense

i) Income tax recognised in the statement of Profit & Loss (₹ in lakhs)

Particulars	For the year ended 31 March 2022	For the year ended 31 March 2021
Current Tax expense		
Current year	5,676.88	559.65
Taxes for earlier years	-	604.77
Pertaining to regulatory deferral account balances (A)	1,619.88	1,020.78
Total current tax expense (B)	7,296.76	2,185.20
Deferred tax expense		
Origination and reversal of temporary differences (C)	14,818.85	2,115.15
Less : MAT credit entitlement		
Income Tax Expense (D= B+C-A)	20,495.73	3,279.57
Pertaining to regulatory deferral account balances	1,619.88	1,020.78
Total tax expense including tax on movement in regulatory deferral account	22,115.61	4,300.35

(ii) Income tax recognised in other comphrehensive income (₹ in lakhs)

Particulars	For the year ended					
	31st March 2022			31st March 2021		
	Before Tax	Tax Expense	Net of Tax	Before Tax	Tax Expense	Net of Tax
Net actuarial loss on defined benefit plans	(1582.69)	(276.53)	(1306.16)	(1258.15)	(439.70)	(818.45)

(iii) Reconcilliation of tax expense and the accounting profit multiplied by India's domestic tax rate (₹ in lakhs)

Particulars	For the year ended 31st March 2022	For the year ended 31st March 2021
Profit before tax including movement in regulatory deferral account balances	43,344.30	9,090.50
Tax using the Company's domestic rate of 17.472% (31st March 2022 -34.944%)	7,573.12	1,588.29
Tax effect of :		
Non deductible tax expense	(276.53)	(7.86)
Tax free income	-	-

Particulars	For the year ended 31st March 2022	For the year ended 31st March 2021
Deferred Tax Expense	14,818.85	2,115.15
Previous year Tax liability	-	604.77
Minimum alternate tax adjustments		
Total tax expense recognised in the statement of profit & Loss	**22,115.44**	**4,300.35**

Note No. 49: Confirmation of Balances

Balances shown under Capital advances to Contractors, Trade Payable and material in transit/with contractor/issued on loan, Trade receivables, Accounts receivable are subject to confirmation/reconciliation and consequential adjustment, if any.

Note No. 50: Impairment loss

Property Plant and Equipment has been tested for impairment where indicators of impairment existed. Based on the assessment, the Company do not recognize any impairment impact during the previous year and also during the year ended March 31, 2022.

Note No. 51: Previous year figures

The previous year figures have been regrouped, re-casted and re-arranged whereever possibile and considered necessary.

In terms of our report of even Date
For **L K Kejriwal & Co**
Chartered Accountants
F.R.N.001368C

For and on behalf of the Board of Directors

Date: 14.05.2022	**A. P. Rong**	**B. Maharana**	**Vinod Kumar Singh**	**Rakesh Sanganeria**
Place: Guwahati	Company Secretary	Director (Finance)-cum-CFO	Chairman & Managing Director	Partner
		DIN: 09263864	DIN: 07471291	Membership No. 073232

ANNEXURE -6C

INDEPENDENT AUDITORS REPORT ON EMPHASIS OF MATTERS (EOM) AND MANAGEMENT REPLY THERE-ON:

Auditors report ref	Auditors report	Management reply
EOM 1	Note No.2 (vi) regarding Capitalisation of ₹ 12442.72 lakhs being Capacity Charges on Transmission assets including interest thereon billed by PGCIL for earlier years.	The capacity charges of the transmission assets amounting to ₹ 12442.72 lakhs billed by the transmission agency during the year pursuant to the order of CERC dated 31st August 2021 for the period till commercial operation dates (pre-COD) relating to one of the hydro power projects of the Company has been added to capital cost under "Property , Plant & Equipment", as the same is directly attributable to bringing the assets to its present location & condition as intended by the Management as per provision of Ind AS 16 read with Regulation 19 of the CERC (Terms & Conditions of Tariff) Regulation, 2019. Necessary disclosure on the matter has been provided at "Note 2 (vi)" to the Financial Statements for the year ended 31.03.2022.
EOM 2	Note No. 27(b) read with Significant Accounting Policy 17.1(a)(ii) regarding Sale of energy includes ₹ 10279.34 lakhs, being the revenue for the year recognized on the basis of provisional rate.	During the FY 2020-21, NEEPCO has modified its accounting policy on "Revenue from operations – Revenue from sale of energy". The modified policy is as follows: "In case of power stations where final tariff is yet to be approved by CERC, the sale of energy is provided for on the basis of provisional rate considering the Annual Fixed Cost submitted before the CERC through Tariff Petition as per the principles enunciated in the Central Electricity Regulatory Commission (Terms & Conditions of Tariff) Regulations 2019." In compliance to the above accounting policy for revenue recognition, an amount of ₹10279.34 lakh has been recognized as revenue in the books of NEEPCO during the FY 2021-22. Necessary disclosure for the said revenue recognized in books of the Company has been provided at "Note 27 (b)" to the Financial Statements for the year ended 31.03.2022.
EOM 3	Note No. 28(iii) read with Note No. 13(i) regarding recognition of Delayed Payment Surcharge of ₹3636.25 lakhs on disputed Trade Receivable from TSECL	The amount relates to Delay Payment Surcharge (DPS) accrued on unsettled old bills amounting to ₹10368.44 lakh payable by TSECL (the beneficiary). The said DPS claim of NEEPCO is in compliance to the relevant regulation of the CERC Tariff Regulations. In response to TSECL appeal before the APTEL against the above mentioned claims of NEEPCO, the petition has been taken up by Hon'ble Tribunal and included in the "List of Finals" to be taken up for hearing in its turn. There are sufficient legal/regulatory grounds as indicated by legal experts to infer that TSECL's petition will be turned down and judgement will be delivered in NEEPCO's favour by APTEL. In view of reasonable certainty on realization/settlement of the said DPS in favour of NEEPCO, the same has been recognized in books of the Company during the FY 2021-22 in compliance to the relevant accounting policy, which reads as follows: "Interest/Surcharge on late payment /overdue trade receivables for sale of energy is recognized when no significant uncertainty as to measurability or collectability exists." Necessary disclosure for the said recognition in books of the Company has been provided at "Note 28 (iii)" to the Financial Statements for the year ended 31.03.2022.

For and on behalf of the Board of Directors

(Baidyanath Maharana)
Director (Finance)
DIN: 09263864

(Rajeev Kumar Vishnoi)
Chairman & Managing Director
DIN: 08534217

Dated: 10-08-2022
Place: Rishikesh

MANAGEMENT REPLY

ANNEXURE -7

COMMENTS OF THE COMPTROLLER AND AUDITOR GENERAL OF INDIA UNDER SECTION 143(6)(b) OF THE COMPANIES ACT, 2013 ON THE FINANCIAL STATEMENTS OF NORTH EASTERN ELECTRIC POWER CORPORATION LIMITED FOR THE YEAR ENDED 31 MARCH 2022

The preparation of financial statements of North Eastern Electric Power Corporation Limited for the year ended 31 March 2022 in accordance with the financial reporting framework prescribed under the Companies Act, 2013 (Act) is the responsibility of the management of the company. The statutory auditor appointed by the Comptroller and Auditor General of India under Section 139(5) of the Act is responsible for expressing opinion on these financial statements under section 143 of the Act based on independent audit in accordance with the standards on auditing prescribed under section 143(10) of the Act. This is stated to have been done by them vide their Audit Report dated 14 May 2022.

I, on behalf of the Comptroller and Auditor General of India, have conducted a supplementary audit of the financial statements of North Eastern Electric Power Corporation Limited for the year ended 31 March 2022 under section 143(6)(a) of the Act. This supplementary audit has been carried out independently without access to the working papers of the statutory auditor and is limited primarily to inquiries of the statutory auditor and company personnel and a selective examination of some of the accounting records.

On the basis of my supplementary audit nothing significant has come to my knowledge which would give rise to any comment upon or supplement to statutory auditors' report under section 143(6)(b) of the Act.

For and on the behalf of the
Comptroller & Auditor General of India

(Suparna Deb)
Director General Audit (Mines)
Kolkata

Place: Kolkata
Date: 21-07-2022

COMMENTS OF THE COMPTROLLER AND AUDITOR GENERAL OF INDIA UNDER SECTION 143(6)(b) READ WITH SECTION 129(4) OF THE COMPANIES ACT, 2013 ON THE CONSOLIDATED FINANCIAL STATEMENTS OF NORTH EASTERN ELECTRIC POWER CORPORATION LIMITED FOR THE YEAR ENDED 31 MARCH 2022

The preparation of consolidated financial statements of North Eastern Electric Power Corporation Limited for the year ended 31 March 2022 in accordance with the financial reporting framework prescribed under the Companies Act, 2013 (Act) is the responsibility of the management of the company. The statutory auditor appointed by the Comptroller and Auditor General of India under Section 139(5) read with section 129(4) of the Act is responsible for expressing opinion on these financial statements under section 143 read with section 129(4) of the Act based on independent audit in accordance with the standards on auditing prescribed under section 143(10) of the Act. This is stated to have been done by them vide their Audit Report dated 14 May 2022.

I, on behalf of the Comptroller and Auditor General of India, have conducted a supplementary audit of the consolidated financial statements of North Eastern Electric Power Corporation Limited for the year ended 31 March 2022 under Section 143(6)(a) read with section 129(4) of the Act. We conducted a supplementary audit of the financial statements of North Eastern Electric Power Corporation Limited for the year ended on that date. **Further, section 139(5) and 143(6)(a) of the Act are not applicable to its joint venture company M/s. KSK Dibbin Hydro Power Private Limited being private entity, for appointment of their Statutory Auditor and for conduct of supplementary audit. Accordingly, Comptroller and Auditor General of India has neither appointed the Statutory Auditors nor conducted the supplementary audit of this company.** This supplementary audit has been carried out independently without access to the working papers of the statutory auditors and is limited primarily to inquiries of the statutory auditors and company personnel and a selective examination of some of the accounting records.

On the basis of my supplementary audit nothing significant has come to my knowledge which would give rise to any comment upon or supplement to statutory auditors' report under section 143(6)(b) of the Act.

For and on the behalf of the
Comptroller & Auditor General of India

(Suparna Deb)
Director General Audit (Mines)
Kolkata

Place: Kolkata
Date: 21-07-2022

ANNEXURE-10

PARTICULARS OF CORPORATE SOCIAL RESPONSIBILITY (AS PER COMPANIES ACT 2013)

1. Brief outline on CSR Policy of the Company

NEEPCO accords top priority for all-round development of the people residing in and around its operational areas. As a responsible corporate entity, various community development activities, particularly in the field of education, health, infrastructure development and other community needs are being undertaken.

Mission

To be a responsible corporate entity for nurturing human values with concern for society and the environment.

Vision

To make a sustainable impact on the planet and the communities we serve.

A brief outline of the CSR Policy of the Company as under:

- NEEPCO formulated a 'CSR and Sustainability Policy 2015' in accordance with the provisions of the Companies Act, 2013, the Companies (Corporate Social Responsibility Policy) Rules, 2014, MCA General Circular no. 21/2014 dated 18.06.2014 and revised DPE guidelines
- NEEPCO CSR&S policy 2015, articulates the company's commitment to its stakeholders to conduct its business in an economically, socially and environmentally sustainable manner that is transparent and ethical. Accordingly, while determining CSR & Sustainability activities priority has been given to stakeholders in the neighborhood area around its area of operations i.e. projects/plants/offices.
- NEEPCO has placed special emphasis on (a) Promotion of Education, (b) Promotion of Health Care, (c) Entrepreneurship and Skill Development, (d) Swachh Bharat Abhiyan, (e) Rural Area Development in line with its CSR policy.
- As per CSR policy, CSR and Sustainability initiatives are administered through a two-tier administrative set up comprising of:
  - i. Board Level Committee on CSR (Tier-I)
  - ii. Standing Committee on CSR & Sustainability (Tier-II)

Standing Committee on CSR & Sustainability (Tier-II) is a committee comprising of representatives from the HR, Technical and Finance Department which examine the proposals and submit its recommendations for consideration to the nodal officer for further recommendations of the Board Level Committee and in-principle approval of the Board of Directors.

2. Composition of CSR Committee during the year

Sl. No.	Name of Director	Designation/ Nature of Directorship	Number of meetings of CSR Committee held during the tenure of Director in the Committee	Number of meetings of CSR Committee attended during the year
1	Shri Vinod Kumar Singh	Chairman & Managing Director & holding Additional Charge of Director (Technical)	2	2
2	Smt. Mala Sinha	Independent Director	2	2
3	Dr. Viveka Nand Paswan $	Independent Director	Nil	Nil
4	Shri Ujjwal Kanti Bhattacharya	Director (Projects), NTPC	2	2
5	Shri Anil Kumar	Director (Personnel)	2	2
6	Shri Hemanta Kumar Deka #	Director (Technical)	2	2

$ Nominated as a member of the CSR Committee during the year.
# Ceased to be a member of the CSR Committee during the year.

3. **Provide the web-link where Composition of CSR committee, CSR Policy and CSR projects approved by the Board are disclosed on the website of the company.**

   a) Composition of CSR Committee:

   https://neepco.co.in/sites/default/files/reports/NEEPCO%20Annual%20Report_2020-21.pdf (Page no. 287)

   b) CSR Policy : https://neepco.co.in/sustainable-developement/csr

   c) CSR projects approved by the board are disclosed on the website of the company:

   https://neepco.co.in/sites/default/files/CSR%26S%20Scheme%20Sanctioned%20during%202021-22.pdf

4. **Provide the details of Impact assessment of CSR projects carried out in pursuance of sub-rule (3) of rule 8 of the Companies (Corporate Social Responsibility Policy) Rules, 2014, if applicable (attach the report):**

Not Applicable.

5. **Details of the amount available for set off in pursuance of sub-rule (3) of rule 7 of the Companies (Corporate Social Responsibility Policy) Rules, 2014 and amount required for set off for the financial year, if any**

Financial Year	Amount available for set-off from preceding financial years (in ₹)	Amount required to be set- off for the financial year, if any (in ₹)
2021-22	Nil	Nil

6. **Average net profit of the company as per section 135(5) = ₹ 2,72,91,04,666.67**

7. **(a) Two percent of average net profit of the company as per section 135(5) = ₹5,45,82,093.33.**

   (b) Surplus arising out of the CSR projects or programmes or activities of the previous financial years = NIL

   (c) Amount required to be set off for the financial year, if any = Nil

   (d) Total CSR obligation for the financial year (7a+7b- 7c) = ₹ 5,45,82,093.33

   However, Total amount sanctioned by the BoD = ₹ 5,45,98,219.00

8. **(a) CSR amount spent or unspent for the financial year:**

Total Amount Spent for the Financial Year. (in ₹)	Amount Unspent (in ₹)				
	Total Amount transferred to Unspent CSR Account as per section 135(6).		Amount transferred to any fund specified under Schedule VII as per second proviso to section 135(5).		
	Amount	Date of transfer	Name of the Fund	Amount.	Date of transfer
1,04,01,817.00	4,52,64,416.00	30-04-2022	NA	Nil	NA

PARTICULARS OF CSR

(b) Details of CSR amount spent against ongoing projects for the financial year:

1	2	3	4	5		6	7	8	9	10	11	
Sl. No.	Name of the Project.	Item from the list of activities in Schedule VII to the Act.	Local area (Yes/ No)	Location of the project.		Project duration	Total amount allocated for the project (in ₹).	Amount spent in the current financial Year (in ₹).	Amount transferred to Unspent CSR Account for the project as per Section 135(6) (in ₹).	Mode of Implementation -	Mode of Implementation –Through Implementing Agency	
				State	District					Direct (Yes/ No)	Name	CSR Reg. No.
1	Providing a Hearse Car (to carry coffin to a cemetery or crematorium) to Kirat Youth Circle of Madhab Bari Jirania, West Tripura	Swachh Bharat Abhiyan	Yes	Tripura	Tripura (West)	1 Year	615928.00	0.00	615928.00	Yes	N / A	
2	Providing medical items to Ranir Bazar PHC, Ranir Bazar, Tripura (West)	Promoting Health Care	Yes	Tripura	Tripura (West)	1 Year	296557.00	0.00	296557.00	Yes	N / A	
3	Skill Development and Promotion of Sewing-based women entrepreneurship (Silai School) Project by USHA International Ltd under Khumulwng Tribal Autonomous Develop Council (ADC), West Tripura at R.P.S, Radha Mohanpur ADC Village, Old Agartala R.D.Block West, Tripura (West)	EDP/Skill Development Programme	Yes	Tripura	Tripura (West)	1 Year	827295.00	0.00	827295.00	Yes	N / A	
4	Construction of steps and shed in the Cremation Ground at Khayerpur, Agartala, Tripura (West)	Swachh Bharat Abhiyan	Yes	Tripura	Tripura (West)	1 Year	341133.00	0.00	341133.00	Yes	N / A	
5	Construction of Cycle stand at Harinakhola High School, Mohanpur, Tripura (W)	Promoting education	Yes	Tripura	Tripura (West)	1 Year	324676.00	0.00	324676.00	Yes	N / A	
6	Construction of Cycle stand at Taranagar High School, Mohanpur, Tripura (W)	Promoting education	Yes	Tripura	Tripura (West)	1 Year	443385.00	0.00	443385.00	Yes	N / A	
7	Construction of resting shed at Old Changsu Village	Rural / other backward area development	Yes	Nagaland	Wokha	1 Year	337318.00	0.00	337318.00	Yes	N / A	
8	Construction of Old Age Resting Shed at 'c' Khel Pangti Village	Rural / other backward area development	Yes	Nagaland	Wokha	1 Year	337318.00	0.00	337318.00	Yes	N / A	
9	Construction of water tank with pipeline connectivity from Chonju to Woroku at Pangti	Rural / other backward area development	Yes	Nagaland	Wokha	1 Year	844304.00	0.00	844304.00	Yes	N / A	
10	Construction of a toilet near the Lotsu Baptist Church at Lotsu Village, downstream of Doyang river.	Swachh Bharat Abhiyan	Yes	Nagaland	Wokha	1 Year	835875.00	0.00	835875.00	Yes	N / A	
11	Construction of Old Age village at Yoncho Village	Rural / other backward area development	Yes	Nagaland	Wokha	1 Year	679974.00	0.00	679974.00	Yes	N / A	

North Eastern Electric Power Corporation Limited New Delhi

1	2	3	4	5		6	7	8	9	10	11	
Sl. No.	Name of the Project.	Item from the list of activities in Schedule VII to the Act.	Local area (Yes/ No)	Location of the project.		Project duration	Total amount allocated for the project (in ₹).	Amount spent in the current financial Year (in ₹).	Amount transferred to Unspent CSR Account for the project as per Section 135(6) (in ₹).	Mode of Implementation -	Mode of Implementation -Through Implementing Agency	
				State	District					Direct (Yes/ No)	Name	CSR Reg. No.
12	Construction of Multipurpose Hall at New Aree Villiage	Rural / other backward area development	Yes	Nagaland	Wokha	1 Year	787776.00	0.00	787776.00	Yes	N / A	
13	Construction of Toilet and Bathroom under Swachh Bharat Abhiyan at Juripar Rajkhowa Namghar, Juripar, Sixmile, Guwahati-22	Swachh Bharat Abhiyan	Yes	Assam	Kamrup(M)	1 Year	936963.00	0.00	936963.00	Yes	N / A	
14	Construction of toilet at Kayajeni Primary School In Kamrup(R) District, Assam.	Swachh Bharat Abhiyan	Yes	Assam	Kamrup(M)	1 Year	393714.00	0.00	393714.00	Yes	N / A	
15	Providing Floor Tiles, Grill and Wall Painting of Durga Puja Mandap at Sankat Mochan Ashram and Kala-Kristi Bikash Niketan, R.G Baruah, Road Guwahati.	Rural / other backward area development	Yes	Assam	Kamrup(M)	1 Year	752074.00	0.00	752074.00	Yes	N / A	
16	Construction of Entrance Gate of the Shri Sankerdev Namghar, R.G Baruah, Road Guwahati.	Rural / other backward area development	Yes	Assam	Kamrup(M)	1 Year	270492.00	0.00	270492.00	Yes	N / A	
17	Construction of combined Gents & Ladies Toilet Block 3(Three) Urinals & 2 (Two) WC each with Septic Tank at Tippi Chindang, Tippi, Bhalukpong, Dist,- West Kameng, Arunachal Pradesh	Swachh Bharat Abhiyan	Yes	Arunachal Pradesh	West Kameng	1 Year	709157.00	0.00	709157.00	Yes	N / A	
18	Chainlink fencing with gate around Govt. Primary School, Doimara, Dist,- West Kameng, Arunachal Pradesh	Promoting Education	Yes	Arunachal Pradesh	West Kameng	1 Year	407233.00	0.00	407233.00	Yes	N / A	
19	Flood protection work at Mushaksing Village, Dist,- West Kameng, Arunachal Pradesh	Rural / other backward area development	Yes	Arunachal Pradesh	West Kameng	1 Year	1000000.00	0.00	1000000.00	Yes	N / A	
20	Construction of wall along side at Nafra View point above Chindang Festival Ground, Dist,- West Kameng, Arunachal Pradesh	Rural / other backward area development	Yes	Arunachal Pradesh	West Kameng	1 Year	925800.00	0.00	925800.00	Yes	N / A	

New Delhi North Eastern Electric Power Corporation

1	2	3	4	5		6	7	8	9	10	11	
Sl. No.	Name of the Project.	Item from the list of activities in Schedule VII to the Act.	Local area (Yes/ No)	Location of the project.		Project duration	Total amount allocated for the project (In ₹).	Amount spent in the current financial Year (In ₹).	Amount transferred to Unspent CSR Account for the project as per Section 135(6) (In ₹).	Mode of Implementation -	Mode of Implementation -Through Implementing Agency	
				State	District					Direct (Yes/ No)	Name	CSR Reg. No.
21	Providing fitting & fixing Chain- link fencing with Gate around Govt. Primary School, Phrizin village, Thrizino, Distt.- West Kameng, A.P.	Promoting Education	Yes	Arunachal Pradesh	West Kameng	1 Year	384771.00	0.00	384771.00	Yes	N / A	
22	Providing fitting & fixing Chain- link fencing with Gate around Lal Bahadur Shastri High School, Gamani, Bhalukpong, A.P.	Promoting Education	Yes	Arunachal Pradesh	West Kameng	1 Year	743925.00	0.00	743925.00	Yes	N / A	
23	Construction of Boys & Girls combined Toilet block with septic Tank at Vivekananda Kendriya Vidyalaya, Shergaon , West Kameng District, A.P.	Swachh Bharat Abhiyan	Yes	Arunachal Pradesh	West Kameng	1 Year	420142.00	0.00	420142.00	Yes	N / A	
24	Construction of Boys & Girls combined Toilet block 1(one) WC and 1(one) Urinal each for boys and girls with septic Tank at Anganwadi Centre No.51, Duguthin for Govt. Primary School, Longtin Village, Lower Dzang, Nafra, West Kameng District, A.P.	Swachh Bharat Abhiyan	Yes	Arunachal Pradesh	West Kameng	1 Year	354938.00	0.00	354938.00	Yes	N / A	
25	Construction of over head water tank for public toilet in the Garampani Civil Hospital complex, Umrongso, Dima Hasao, Assam.	Rural / other backward area development	Yes	Assam	Dima Hasao	1 Year	58566.00	0.00	58566.00	Yes	N / A	
26	1 (one) no. Force Trax Cruiser Ambulance 6+D PS, FM2,6,ABS B Type for N.C. Hills Autonomous Council, Haflong.	Promoting Health Care	Yes	Assam	Dima Hasao	1 Year	1485903.00	0.00	1485903.00	Yes	N / A	
27	25 Sets of Carpentary and Masonary Tools (BOSCH) to Chankylliang Development Society, Lumpyrtuh, Jowai, Meghalaya	EDP/Skill Development Programme	Yes	Assam	Dima Hasao	1 Year	405448.00	0.00	405448.00	Yes	N / A	
28	Construction of Dimasa Traditional Community Hall, Umrongso, Dima Hasao, Assam	Rural / other backward area development	Yes	Assam	Dima Hasao	1 Year	1029183.00	0.00	1029183.00	Yes	N / A	

1	2	3	4	5		6	7	8	9	10	11	
Sl. No.	Name of the Project.	Item from the list of activities in Schedule VII to the Act.	Local area (Yes/ No)	Location of the project.		Project duration	Total amount allocated for the project (in ₹).	Amount spent in the current financial Year (in ₹).	Amount transferred to Unspent CSR Account for the project as per Section 135(6) (in ₹).	Mode of Implementation -	Mode of Implementation –Through Implementing Agency	
				State	District					Direct (Yes/ No)	Name	CSR Reg. No.
29	Construction of Ring well at Miyungpur Razi, 14 km, Umrongso, Dima Hasao, Assam	Rural / other backward area development	Yes	Assam	Dima Hasao	1 Year	147634.00	0.00	147634.00	Yes	N / A	
30	Construction of Ring well at Rongongve village near Tourist Lodge, Umrongso, Dima Hasao, Assam.	Rural / other backward area development	Yes	Assam	Dima Hasao	1 Year	147634.00	0.00	147634.00	Yes	N / A	
31	Construction of Ring well at Shivralkro village, Umrongso, Dima Hasao, Assam	Rural / other backward area development	Yes	Assam	Dima Hasao	1 Year	147634.00	0.00	147634.00	Yes	N / A	
32	Construction of Open concrete open stage with CGI sheet roofing at Karbi Hemphu Mukrang Research centre at Rong Arting village, Umrongso, Dima Hasao, Assam	Rural / other backward area development	Yes	Assam	Dima Hasao	1 Year	827711.00	0.00	827711.00	Yes	N / A	
33	Construction of Semi-RCC school building room at Govt. Primary School, Sopo, Papumpare Distt., Arunachal Pradesh.	Promoting Education	Yes	Arunachal Pradesh	Papumpare	1 Year	980408.00	0.00	980408.00	Yes	N / A	
34	Proposal for repairing & maintenance of school toilets in Chiputa, Tigdo, Midpu-I, Midpu-II & Jampa, Papumpare District, Arunachal Pradesh.	Swachh Bharat Abhiyan	Yes	Arunachal Pradesh	Papumpare	1 Year	287681.00	0.00	287681.00	Yes	N / A	
35	Proposal for construction of Dining Hall, cum Kitchen for Girls Hostel at Govt. Higher Secondary School, Doimukh, Arunachal Pradesh.	Promoting Education	Yes	Arunachal Pradesh	Papumpare	1 Year	958674.00	0.00	958674.00	Yes	N / A	
36	Construction of Public Toilet with water supply and storage system at the Yupia Tinali, Near DC Office Paumpare, Yupia.	Swachh Bharat Abhiyan	Yes	Arunachal Pradesh	Papumpare	1 Year	585277.00	0.00	585277.00	Yes	N / A	
37	Construction of Assembly Hall at Yazali Govt. High School, Arunachal Pradesh.	Promoting Education	Yes	Arunachal Pradesh	Lower Subansiri	1 Year	884684.00	0.00	884684.00	Yes	N / A	
38	Construction of Water Supply Scheme with 8 Nos. Platform at Chullyu Village, A.P .	Swachh Bharat Abhiyan	Yes	Arunachal Pradesh	Lower Subansiri	1 Year	505228.00	0.00	505228.00	Yes	N / A	

1	2	3	4	5		6	7	8	9	10	11	
Sl. No.	Name of the Project.	Item from the list of activities in Schedule VII to the Act.	Local area (Yes/ No)	Location of the project.		Project duration	Total amount allocated for the project (in ₹).	Amount spent in the current financial Year (in ₹).	Amount transferred to Unspent CSR Account for the project as per Section 135(6) (in ₹).	Mode of Implementation -	Mode of Implementation -Through Implementing Agency	
				State	District					Direct (Yes/ No)	Name	CSR Reg. No.
39	Construction of approach road from RHEP Dam site road to Aja Happa near Thou Nallah from Ch.0 to 160 M, Emchi village, Arunachal Pradesh.	Rural / other backward area development	Yes	Arunachal Pradesh	Lower Subansiri	1 Year	1000000.00	0.00	1000000.00	Yes	N / A	
40	Construction of community toilet for Nyokum Namlo at New Pitapool, Arunachal Pradesh.	Rural / other backward area development	Yes	Arunachal Pradesh	Lower Subansiri	1 Year	293408.00	0.00	293408.00	Yes	N / A	
41	Construction of toilet (No.1 & 2) at CHC, Yazali, Arunachal Pradesh .	Swachh Bharat Abhiyan	Yes	Arunachal Pradesh	Lower Subansiri	1 Year	423912.00	0.00	423912.00	Yes	N / A	
42	Construction of Boundary Wall for Park adjacent to H.S School at Melaghar, Sepahijala Distt., Tripura.	Rural / other backward area development	Yes	Tripura	Sepahijala	1 Year	1000000.00	0.00	1000000.00	Yes	N / A	
43	Construction of Cycle stand at Shantinagar High School, Dhanpur, Sepahijala Distt., Tripura.	Promoting Education	Yes	Tripura	Sepahijala	1 Year	311963.00	0.00	311963.00	Yes	N / A	
44	Providing 03 nos. water purifier to Sonamura CHC, Sepahijala, Tripura	Promoting Health Care	Yes	Tripura	Sepahijala	1 Year	138000.00	0.00	138000.00	Yes	N / A	
45	Providing joint bench 50 nos. to Sishu Prativa S.B. School, Melaghar, Sepahijala Distt., Tripura.	Promoting Education	Yes	Tripura	Sepahijala	1 Year	148700.00	0.00	148700.00	Yes	N / A	
46	Providing joint bench 50 nos. to Ramkrishna Sishu Tirtha High School, Melaghar, Sepahijala Distt., Tripura.	Promoting Education	Yes	Tripura	Sepahijala	1 Year	148700.00	0.00	148700.00	Yes	N / A	
47	Providing 1 no. Godrej Almirah (Big size) to Dhanpur PHC, Sepahijala, Tripura.	Promoting Health Care	Yes	Tripura	Sepahijala	1 Year	24338.00	0.00	24338.00	Yes	N / A	
48	Providing 10 nos. waste bin (Red & Blue) to Sonamura CHC, Sepahijala, Tripura	Swachh Bharat Abhiyan	Yes	Tripura	Sepahijala	1 Year	33800.00	0.00	33800.00	Yes	N / A	
49	Construction of Anganwadi Centre-2 (building) at Saiphai village, District Kolasib, Mizoram.	Promoting Health Care	Yes	Mizoram	Kolasib	1 Year	1419696.00	0.00	1419696.00	Yes	N / A	

1	2	3	4	5		6	7	8	9	10	11	
Sl. No.	Name of the Project.	Item from the list of activities in Schedule VII to the Act.	Local area (Yes/ No)	Location of the project.		Project duration	Total amount allocated for the project (in ₹).	Amount spent in the current financial Year (in ₹).	Amount transferred to Unspent CSR Account for the project as per Section 135(6) (in ₹).	Mode of Implementa-tion -	Mode of Implementation -Through Implementing Agency	
				State	District					Direct (Yes/ No)	Name	CSR Reg. No.
50	Providing financial assistance to Addl. Deputy Commissioner & Project Director, DRDA, Ri Bhoi District, Nongpoh for Repairing (minor) of toilets constructed by NEEPCO under Swachh Vidyalaya Abhiyan in the following 6 (six) nos school at Ri-Bhoi, Meghalaya :- 1) Thad Govt. Lower Primary School (Boys-1, Girls-1) 2) Kdonghulu Press Upper Primary School (Boys-1, Girls-1) 3) Kyrdem Press Upper Primary School (Boys-1, Girls-1) 4) Langsaw Lower Primary School (Girls-1) 5) St. Aloysius Lower Primary School (Girls-1) 6) Maitshaphrang Lower Primary School (Boys-1, Girls-1)	Swachh Bharat Abhiyan	Yes	Meghalaya	East Khasi Hills	1 Year	252734.00	0.00	252734.00	Yes	N / A	
51	Payment to 3rd party Evaluator OKDISCD, Guwahati towards monitoring, documentation and evaluation of NEEPCO CSR Projects.	Rural / other backward area development	Yes	Meghalaya	East Khasi Hills	1 Year	2420000.00	0.00	2420000.00	Yes	N / A	
52	Renovation and facelift expenses of the Meghalaya Rongali Bihu Sanmilan auditorium, Stoneyland, Shillong and to make it presentable with all the amenities.	Rural / other backward area development	Yes	Meghalaya	East Khasi Hills	1 Year	983896.00	0.00	983896.00	Yes	N / A	
53	Financial assistance to R&R Colony welfare society, Shillong for providing False Ceiling at the Ground floor of the community hall.	Rural / other backward area development	Yes	Meghalaya	East Khasi Hills	1 Year	790428.00	0.00	790428.00	Yes	N / A	
54	Construction of Anganwadi Centre at Jail Road, Shillong	Promoting Health Care	Yes	Meghalaya	East Khasi Hills	1 Year	694470.00	0.00	694470.00	Yes	N / A	
55	Construction of Toilet at Dorbar Hall, Thieddleng Village, EKH District, Meghalaya	Swachh Bharat Abhiyan	Yes	Meghalaya	East Khasi Hills	1 Year	261483.00	0.00	261483.00	Yes	N / A	

1	2	3	4	5		6	7	8	9	10	11	
Sl. No.	Name of the Project.	Item from the list of activities in Schedule VII to the Act.	Local area (Yes/ No)	Location of the project.		Project duration	Total amount allocated for the project (In ₹).	Amount spent in the current financial Year (In ₹).	Amount transferred to Unspent CSR Account for the project as per Section 135(6) (In ₹).	Mode of Implementation -	Mode of Implementation –Through Implementing Agency	
				State	District					Direct (Yes/ No)	Name	CSR Reg. No.
56	Construction of Toilet at St. Joseph R.C.L.P. School Catholic Church, Thieddieng Village, EKH District, Meghalaya.	Swachh Bharat Abhiyan	Yes	Meghalaya	East Khasi Hills	1 Year	293434.00	0.00	293434.00	Yes	N / A	
57	Construction of Toilet at Mawlyngbna Village, EKH District, Meghalaya	Swachh Bharat Abhiyan	Yes	Meghalaya	East Khasi Hills	1 Year	254272.00	0.00	254272.00	Yes	N / A	
58	Construction of Toilet at Church Compound, Nongsteng Village, EKH District, Meghalaya.	Swachh Bharat Abhiyan	Yes	Meghalaya	East Khasi Hills	1 Year	293983.00	0.00	293983.00	Yes	N / A	
59	Construction of 3(three) nos. of Bus Shed at Mawphu Village, EKH District, Meghalaya	Rural / other backward area development	Yes	Meghalaya	East Khasi Hills	1 Year	427719.00	0.00	427719.00	Yes	N / A	
60	Proposal received from PSSC for imparting training to the Local Youth of NE Region. (As per MoM held on 09.07.2021 under the chairmanship of Hon'ble Minister of Power regarding Skill Development)	EDP/Skill Development Programme	Yes	Meghalaya, Assam & Tripura	East Khasi Hills, Kamrup (M) & Tripura (West)	1 Year	3641760.00	0.00	3641760.00	Yes	N / A	
61	Proposal received from PSSC for imparting training to the Local Youth of NE Region. (60 Nos) (As per MoM held on 09.07.2021 under the chairmanship of Hon'ble Minister of Power regarding Skill Development) Total amount approved by CMD=Rs.60.00 Lakh. Phase I (2021-22) sanctioned = Rs.36.42 Lakhs. Training Cost for 60 students @ Rs. 40464.00= Rs. 2427840.00	EDP/Skill Development Programme	Yes	Meghalaya, Assam & Tripura	East Khasi Hills, Kamrup (M) & Tripura (West)	1 Year	2427840.00	0.00	2427840.00	Yes	N / A	
62	Construction of Class room at Zaloni NLR 273 L.P. School, P.O. Naoholia, Dist. Dibrugarh	Promoting Education	Yes	Assam	Dibrugarh	1 Year	721544.00	0.00	721544.00	Yes	N / A	
63	Construction of Toilet and renovation works at rest room at Sangay Choiling Gumba, 3rd No. Chepatoli, Bhadoipanchali, Dist. Dibrugarh	Swachh Bharat Abhiyan	Yes	Assam	Dibrugarh	1 Year	820290.00	0.00	820290.00	Yes	N / A	

1	2	3	4	5		6	7	8	9	10	11	
Sl. No.	Name of the Project.	Item from the list of activities in Schedule VII to the Act.	Local area (Yes/ No)	Location of the project.		Project duration	Total amount allocated for the project (in ₹).	Amount spent in the current financial Year (in ₹).	Amount transferred to Unspent CSR Account for the project as per Section 135(6) (in ₹).	Mode of Implementation -	Mode of Implementation -Through Implementing Agency	
				State	District					Direct (Yes/ No)	Name	CSR Reg. No.
64	Construction of Cultural Hall at Rongiliting Namghar, P.O.- Bhadoipanchali, Dist.- Dibrugarh	Rural / other backward area development	Yes	Assam	Dibrugarh	1 Year	920524.00	0.00	920524.00	Yes	N / A	
65	Renovation / Modification of School Building of Lebangkula M.E. School, P.O. Joypur, Dibrugarh	Promoting Education	Yes	Assam	Dibrugarh	1 Year	1340869.00	0.00	1340869.00	Yes	N / A	
66	Providing 20 pairs Desk Bench to Bhadoi Junior College, Bhadoipanchali, Dist. Dibrugarh	Promoting Education	Yes	Assam	Dibrugarh	1 Year	214760.00	0.00	214760.00	Yes	N / A	
67	Construction of Club Building of no. 1 Bahani Gaon Yobak Sangha, P.O. Bokuloni Chariali, Dist. Dibrugarh	Rural / other backward area development	Yes	Assam	Dibrugarh	1 Year	1139480.00	0.00	1139480.00	Yes	N / A	
		Total					4,52,64,416.00	0.00	4,52,64,416.00			

(c) Details of CSR amount spent against <u>other than ongoing projects</u> for the financial year:

1	2	3	4	5		6	7	8	
Sl. No.	Name of the Project	Item from the list of activities in schedule VII to the Act.	Local area (Yes/ No).	Location of the project.		Amount spent for the project (in ₹).	Mode of implementation - Direct (Yes/ No).	Mode of implementation - Through implementing agency.	
				State.	District.			Name.	CSR registration number.
1	Providing medical items to Ranir Bazar PHC, Ranir Bazar, Tripura (West).	Promoting Health Care	Yes	Tripura	Tripura (West)	9,606.00	Yes	N / A	
2	Organizing 2 (two) nos. medical camp at the affected village of Doyang Project, Nagaland.	Promoting Health Care	Yes	Nagaland	Wokha	1,06,000.00	Yes	N / A	
3	Expenditure incurred towards "submission of Photographs and Short Video Clips on CSR project to IICA, for National CSR Awards". Project Name: Construction of 'MOSONiE Non-Conventional Practical Educational School ' Timbokgre Village RiBhoi District, Meghalaya.	Promoting Education	Yes	Meghalaya	Ri-Bhoi	99,710.00	Yes	N / A	

PARTICULARS OF CSR

1	2	3	4	5		6	7	8	
Sl. No.	Name of the Project	Item from the list of activities in schedule VII to the Act.	Local area (Yes/ No).	Location of the project.		Amount spent for the project (in ₹).	Mode of implementation - Direct (Yes/ No).	Mode of implementation - Through implementing agency.	
				State.	District.			Name.	CSR registration number.
4	Construction of overhead water tank for a public toilet in the Garampani Civil Hospital complex, Umrongso, Dima Hasao, Assam.	Rural / other backward area development	Yes	Assam	Dima Hasao	31.00	Yes	N / A	
5	Providing 1 (one) no. Force Trax Cruiser Ambulance 6+D PS, FM2,6, ABS B Type for N.C. Hills Autonomous Council, Haflong, Assam.	Promoting Health Care	Yes	Assam	Dima Hasao	37,001.00	Yes	N / A	
6	Construction of Multi-storey office building, NEEFA Club building, Itanagar, Papum Pare District, Arunachal Pradesh for All Arunachal Pradesh Student Union (AAPSU)	Promoting Education	Yes	Arunachal Pradesh	Papumpare	10,00,000.00	Yes	N / A	
7	Procurement of the rescue equipment in order to conduct search and rescue operation with the help of SDRF & NDRF to the frequent drowning cases in the river downstream of PareHEP, Papumpare Distt, Arunachal Pradesh.	Rural / other backward area development	Yes	Arunachal Pradesh	Papumpare	6,99,999.00	Yes	N / A	
8	Construction of Borehole at Yayee - II, Dakte Hoj, Lower Subansiri District, Arunachal Pradesh.	Rural / other backward area development	Yes	Arunachal Pradesh	Lower Subansiri	9,88,250.00	Yes	N / A	
9	Providing 1 No Mahindra Bolero Camper Double Cabin to o/o Deputy Commissioner, Kolasib, Mizoram for COVID relief works.	Promoting Health Care	Yes	Mizoram	Kolasib	9,62,500.00	Yes	N / A	
10	Donation of PA system to the Nonsteng Village, East Khasi Hills, Meghalaya	Rural / other backward area development	Yes	Meghalaya	East Khasi Hills	54,582.00	Yes	N / A	
11	Donation of PA system to Office of the Dorbar Mawphu Village, East Khasi Hills, Meghalaya	Rural / other backward area development	Yes	Meghalaya	East Khasi Hills	54,582.00	Yes	N / A	
12	Construction of Toilet at Dorbar Hall, Thieddieng Village, EKH District, Meghalaya	Swachh Bharat Abhiyan	Yes	Meghalaya	East Khasi Hills	32,753.00	Yes	N / A	
13	Construction of Toilet at St. Joseph R.C.L.P. School Catholic Church, Thieddieng Village, EKH District, Meghalaya.	Swachh Bharat Abhiyan	Yes	Meghalaya	East Khasi Hills	802.00	Yes	N / A	

1	2	3	4	5		6	7	8	
Sl. No.	Name of the Project	Item from the list of activities in schedule VII to the Act.	Local area (Yes/ No).	Location of the project.		Amount spent for the project (in ₹).	Mode of implementation - Direct (Yes/ No).	Mode of implementation - Through implementing agency.	
				State.	District.			Name.	CSR registration number.
14	Construction of Toilet at Mawlyngbna Village, EKH District, Meghalaya	Swachh Bharat Abhiyan	Yes	Meghalaya	East Khasi Hills	39,964.00	Yes	N / A	
15	Construction of Toilet at Church Compound, Nongsteng Village, EKH District, Meghalaya.	Swachh Bharat Abhiyan	Yes	Meghalaya	East Khasi Hills	253.00	Yes	N / A	
16	Providing 20 (Twenty) nos. Street Light apparatus to Laitumkhrah Dorbar Shnong Pyllun, Dong Lower New Colony, Shillong, Meghalaya.	Rural / other backward area development	Yes	Meghalaya	East Khasi Hills	35,000.00	Yes	N / A	
17	Providing financial assistance to Deputy Commissioner & Chairman, DRDA, Nongpoh, Ribhoi Distt., Meghalaya for Extension of Oxygen Gas Pipeline in the Civil Hospital, Nonpoh, Ribhoi Distt., Meghalaya.	Promoting Health Care	Yes	Meghalaya	Ri-Bhoi	54,15,610.00	Yes	N / A	
18	Providing 11 (eleven) nos of Computer to Sacred Heart School, Nongpoh, Ri-Bhoi District, Meghalaya.	Promoting Education	Yes	Meghalaya	Ri-Bhoi	3,88,300.00	Yes	N / A	
19	Permanent internal wiring and electrification of Gelipung L.P. School, Bhadoi Panchali, Distt. Dibrugarh, Assam.	Promoting Education	Yes	Assam	Dibrugarh	77,704.00	Yes	N / A	
20	Permanent internal wiring and electrification of Swahid Nripen Borah Sonwarani L.P. School, Tipam, Dibrugarh, Assam.	Promoting Education	Yes	Assam	Dibrugarh	66,756.00	Yes	N / A	
21	Permanent internal wiring and electrification of Madhuban Tea Estate L.P. School, Naholia, Dibrugarh, Assam.	Promoting Education	Yes	Assam	Dibrugarh	87,997.00	Yes	N / A	
22	Permanent internal wiring and electrification of Chichia Tiniali L.P. School, Bokuloni Chariali, Dist. Dibrugarh, Assam.	Promoting Education	Yes	Assam	Dibrugarh	1,16,765.00	Yes	N / A	
23	Permanent internal wiring and electrification work at Cultural Kendra of 1 No. Bokuloni Chichia Namgarh, Bokuloni Chariali, Dist. Dibrugarh, Assam.	Rural / other backward area development	Yes	Assam	Dibrugarh	1,27,652.00	Yes	N / A	
	Total					**10,401,817.00**			

(d) **Amount spent in Administrative Overheads** : Nil

(e) **Amount spent on Impact Assessment, if applicable** : NA

(f) **Total amount spent for the Financial Year (8b+8c+8d+8e)** : ₹ 5,56,66,233.00

(g) **Excess amount for set off, if any** : Nil

Sl. No.	Particular	Amount (in ₹)
(i)	Two percent of average net profit of the company as per section 135(5)	5,45,82,093.33
(ii)	Total amount spent for the Financial Year	5,56,66,233.00
(iii)	Excess amount spent for the financial year [(ii)-(i)]	10,84,140.00
(iv)	Surplus arising out of the CSR projects or programmes or activities of the previous financial years, if any	Nil
(v)	Amount available for set off in succeeding financial years [(iii)-(iv)]	Nil

9. **(a) Details of Unspent CSR amount for the preceding three financial years:**

Sl. No.	Preceding Financial Year.	Amount transferred to Unspent CSR Account under section 135 (6) (in ₹)	Amount spent in the reporting Financial Year (in ₹)	Amount transferred to any fund specified under Schedule VII as per section 135(6), if any.			Amount remaining to be spent in succeeding financial years. (in ₹)
				Name of the Fund	Amount (in ₹)	Date of transfer	
1.	2018-19	Nil	Nil	NA	NA	NA	Nil
2.	2019-20	Nil	Nil	NA	NA	NA	Nil
3.	2020-21	**5,44,72,174.00**	4,72,14,013.00	NA	NA	NA	72,58,161.00
	TOTAL	**5,44,72,174.00**	**4,72,14,013.00**	**NA**	**NA**	**NA**	72,58,161.00

(b) Details of CSR amount spent in the financial year for ongoing projects of the preceding financial year(s):

1	2	3	4	5	6	7	8	9
Sl. No.	Project ID.	Name of the Project.	Financial Year in which the project was commenced.	Project duration	Total amount allocated for the project (in ₹).	Amount spent on the project in the reporting Financial Year (in ₹).	Cumulative amount spent at the end of reporting Financial Year. (in ₹)	Status of the project - Completed /Ongoing.
1	AgGBPS, Tripura.	Construction of 1 (one) no. Cycle stand at Uttar Debendra Nagar High School, Mohonpur, Tripura(W)	FY 2020-21	1 Year	5,52,275.00	5,52,275.00	5,52,275.00	Completed
2	AgGBPS, Tripura.	Construction of 1 (one) no. Cycle stand at Jagatpur High School, Mohonpur, Tripura(W)	FY 2020-21	1 Year	3,91,799.00	3,91,799.00	3,91,799.00	Completed
3	AgGBPS, Tripura.	Meritorious Scholarship	FY 2020-21	1 Year	2,76,000.00	2,76,000.00	2,76,000.00	Completed
4	AgGBPS, Tripura.	Construction of 1 (one) no. Girls toilet comprising 1 no. WC and 2 nos. urinals at Lembuchhara S.B School, Jirania, Tripura (W).	FY 2020-21	1 Year	3,30,734.00	3,33,783.00	3,33,783.00	Completed
5	AgGBPS, Tripura.	Providing 2 Nos water tanks (syntax-500 Ltr) and 5 Nos water filters (100 Ltrs) to the Champamura H.S. School, Champamura, Tripura (W)	FY 2020-21	1 Year	20,450.00	17,401.00	17,401.00	Completed

1	2	3	4	5	6	7	8	9
Sl. No.	Project ID.	Name of the Project.	Financial Year in which the project was commenced.	Project duration	Total amount allocated for the project (in ₹).	Amount spent on the project in the reporting Financial Year (in ₹).	Cumulative amount spent at the end of reporting Financial Year. (in ₹)	Status of the project - Completed /Ongoing.
6	DHPS, Nagaland	Construction of a Sunglup student's Union library building in the Sunglup Village, Wokha, Nagaland.	FY 2020-21	1 Year	9,46,719.00	2,16,622.00	8,66,489.00	Completed
7	DHPS, Nagaland	Meritorious Scholarship	FY 2020-21	1 Year	1,68,000.00	1,68,000.00	1,68,000.00	Completed
8	DHPS, Nagaland	Construction of a community toilet in New Riphyim village, Wokha, Nagaland.	FY 2020-21	1 Year	5,32,179.00	3,40,955.00	4,87,079.00	Completed
9	DHPS, Nagaland	Construction of Funeral Hall cum Rainwater Harvesting tank at Yikhum village	FY 2020-21	1 Year	4,80,346.00	4,80,346.00	4,80,346.00	Completed
10	Guwahati, Assam	Providing Advanced Life Support Ambulance to Sonitpur District Administration/ NHM District Health Society, Tezpur, Assam.	FY 2020-21	1 Year	15,98,321.00	15,98,321.00	15,98,321.00	Completed
11	Guwahati, Assam	Providing a Bolero Camper Gold VX utility to SIBHA Foundation, Guwahati, Assam.	FY 2020-21	1 Year	8,02,210.00	8,02,210.00	8,02,210.00	Completed
12	Guwahati, Assam	Providing Ambulance to Jagriti Sanmilita Unnayan Kendra, Lakhimpur District, Assam. (Force Trax Cruiser Ambulance (6+D) FM2.6CR BS-VI, PS (TFR) ABS B Type	FY 2020-21	1 Year	13,89,271.00	13,89,271.00	13,89,271.00	Completed
13	Guwahati, Assam	Providing Ambulance to the Indian Red Cross Society, Guwahati, Assam. (Force Trax Cruiser Ambulance (6+D) FM2.6CR BS-VI, PS (TFR) ABS B Type	FY 2020-21	1 Year	13,89,271.00	13,89,271.00	13,89,271.00	Completed
14	Guwahati, Assam	Providing a Force Traveller (15) seater vehicle to Dr. B. Borooah Cancer Institute, Guwahati, Assam for Community Oncology and Capacity Development Oncology programme.	FY 2020-21	1 Year	16,24,710.00	16,24,710.00	16,24,710.00	Completed
15	Guwahati, Assam	Providing Cold Chain Equipment for COVID Vaccination Programme i.e Deep freezers (small) to the State of Meghalaya (including transportation)	FY 2020-21	1 Year	1,48,050.00	1,48,050.00	1,48,050.00	Completed
16	Guwahati, Assam	Providing Solar Lighting facilities in TC Govt. Girls HS & MP School, Guwahati, Assam.	FY 2020-21	1 Year	6,00,000.00	6,00,000.00	6,00,000.00	Completed
17	Guwahati, Assam	Construction of a Toilet and attached waiting shed in the premises of No.-1 Kamalabari L.P. School, Majuli District, Assam.	FY 2020-21	1 Year	7,69,624.00	7,69,624.00	7,69,624.00	Completed

1	2	3	4	5	6	7	8	9
Sl. No.	Project ID.	Name of the Project.	Financial Year in which the project was commenced.	Project duration	Total amount allocated for the project (in ₹).	Amount spent on the project in the reporting Financial Year (in ₹).	Cumulative amount spent at the end of reporting Financial Year. (in ₹)	Status of the project - Completed /Ongoing.
18	Guwahati, Assam	Financial Assistance for the renovation of the society building "Batahghuli Bornamghar" including drainage system and toilets at Panjabari, Guwahati, Assam.	FY 2020-21	1 Year	3,70,108.00	3,70,108.00	3,70,108.00	Completed
19	KaHPS, Arunachal Pradesh	Meritorious Scholarship	FY 2020-21	1 Year	36,000.00	36,000.00	36,000.00	Completed
20	KaHPS, Arunachal Pradesh	Construction of combined Boys & Girls Toilet Block 1 (one) Urinal & 1 (one) WC each with Septic tank at Govt. Primary School, Phrizin village, Thrizino, Distt.- West Kameng, Arunachal Pradesh.	FY 2020-21	1 Year	420533.00	420533.00	420533.00	Completed
21	KaHPS, Arunachal Pradesh	Construction of combined Boys & Girls Toilet Block 1 (one) Urinal & 1 (one) WC each with Septic tank at Govt. Primary School, Doimara, Distt.- West Kameng, Arunachal Pradesh.	FY 2020-21	1 Year	4,09,676.00	4,09,676.00	4,09,676.00	Completed
22	KaHPS, Arunachal Pradesh	Construction of Boys and Girls toilet at Khazallang Middle School at Yayung Village, Distt.- West Kameng,Arunachal Pradesh.	FY 2020-21	1 Year	5,43,246.00	5,43,246.00	5,43,246.00	Completed
23	KaHPS, Arunachal Pradesh	Construction of Boys and Girls combined toilet block with a septic tank for Govt. Higher Secondary School, Nafra, Distt.- West Kameng,Arunachal Pradesh.	FY 2020-21	1 Year	5,30,035.00	5,30,035.00	5,30,035.00	Completed
24	KaHPS, Arunachal Pradesh	Construction of Boys and Girls combined toilet block with a septic tank for Govt. Middle School, Kellong, Distt.- West Kameng, Arunachal Pradesh.	FY 2020-21	1 Year	5,31,226.00	5,31,226.00	5,31,226.00	Completed
25	KaHPS, Arunachal Pradesh	Construction of Boys and Girls combined toilet block with a septic tank under Govt. Primary School, Palatari, Thrizino, Distt.- West Kameng, Arunachal Pradesh.	FY 2020-21	1 Year	5,31,226.00	5,31,226.00	5,31,226.00	Completed
26	KaHPS, Arunachal Pradesh	Construction of Boys & Girls Combined Toilet with Septic Tank at Govt. Primary School, Lower Dzang, Nafra Circle, Arunachal Pradesh.	FY 2020-21	1 Year	5,28,100.00	5,28,100.00	5,28,100.00	Completed

1	2	3	4	5	6	7	8	9
Sl. No.	Project ID.	Name of the Project.	Financial Year in which the project was commenced.	Project duration	Total amount allocated for the project (in ₹).	Amount spent on the project in the reporting Financial Year (in ₹).	Cumulative amount spent at the end of reporting Financial Year. (in ₹)	Status of the project - Completed /Ongoing.
27	KaHPS, Arunachal Pradesh	Construction of Foot Bridge over Sijow Nala, Distt.- West Kameng, Arunachal Pradesh.	FY 2020-21	1 Year	5,15,651.00	5,15,651.00	5,15,651.00	Completed
28	KaHPS, Arunachal Pradesh	Construction of Chain link fencing around Yayung School, Distt.- West Kameng, Arunachal Pradesh.	FY 2020-21	1 Year	2,92,017.00	2,92,017.00	2,92,017.00	Completed
29	KaHPS, Arunachal Pradesh	Construction of three sides open stage hall at newly constructed R&R Yayung, Distt.- West Kameng, Arunachal Pradesh.	FY 2020-21	1 Year	3,79,599.00	3,79,599.00	3,79,599.00	Completed
30	KHPS, Assam	Construction of Road concrete block at Umrongso Market, Assam.	FY 2020-21	1 Year	7,53,480.00	7,53,480.00	7,53,480.00	Completed
31	KHPS, Assam	Providing 1 (one) no. Ambulance (EECO 5 Str AC (Fabrication) for KHEPAPA (West Bank), Iooksi, West Jaintia Hills, Meghalaya.	FY 2020-21	1 Year	5,74,811.00	5,74,811.00	5,74,811.00	Completed
32	KHPS, Assam	Construction of Classroom building at Sein Taji Lower Primary School at Saphai, Meghalaya	FY 2020-21	1 Year	1,02,362.00	1,02,362.00	1,02,362.00	Completed
33	KHPS, Assam	Meritorious Scholarship	FY 2020-21	1 Year	3,00,000.00	3,00,000.00	3,00,000.00	Completed
34	KHPS, Assam	Construction of 1(one) no. Classroom at Thlongmoo Upper Primary School, Iooksi village, Meghalaya	FY 2020-21	1 Year	6,19,525.00	6,19,525.00	6,19,525.00	Completed
35	PHPS, Arunachal Pradesh	Proposal for the execution of street light at school & hostel campus of Govt. Model Res. School, Mani, Dist.- Papumpare, Arunachal Pradesh.	FY 2020-21	1 Year	3,16,502.00	3,16,502.00	3,16,502.00	Completed
36	PHPS, Arunachal Pradesh	Construction of One no. of Rostrum building at Govt. Middle School, Dakte Hoj, Arunachal Pradesh.	FY 2020-21	1 Year	10,00,000.00	10,00,000.00	10,00,000.00	Completed
37	PHPS, Arunachal Pradesh	Construction of GI Barbed wire fencing at the unprotected area, adjacent to Power House SwitchYard, Arunachal Pradesh.	FY 2020-21	1 Year	4,99,871.00	4,99,871.00	4,99,871.00	Completed
38	PHPS, Arunachal Pradesh	Construction of GI Barbed wire fencing at the periphery of surge shaft of PareHEP near Sopo village, Arunachal Pradesh.	FY 2020-21	1 Year	4,34,582.00	4,34,582.00	4,34,582.00	Completed
39	PHPS, Arunachal Pradesh	Construction of C.C. Pavement at Rose Village, Doimukh, Arunachal Pradesh.	FY 2020-21	1 Year	4,43,289.00	4,43,289.00	4,43,289.00	Completed

1	2	3	4	5	6	7	8	9
Sl. No.	Project ID.	Name of the Project.	Financial Year in which the project was commenced.	Project duration	Total amount allocated for the project (in ₹).	Amount spent on the project in the reporting Financial Year (in ₹).	Cumulative amount spent at the end of reporting Financial Year. (in ₹)	Status of the project - Completed /Ongoing.
40	PHPS, Arunachal Pradesh	Construction of sanitary toilet at Baptist Church, Rose village, Doimukh, Arunachal Pradesh.	FY 2020-21	1 Year	4,22,515.00	4,22,515.00	4,22,515.00	Completed
41	PHPS, Arunachal Pradesh	Proposal for construction of ring well and internal water supply arrangement at Govt. College Doimukh, Papumpare District, Arunachal Pradesh	FY 2020-21	1 Year	5,08,980.00	5,08,980.00	5,08,980.00	Completed
42	PHPS, Arunachal Pradesh	Proposal for construction of handwashing basin at Govt. College Doimukh, Papumpare District, Arunachal Pradesh	FY 2020-21	1 Year	1,48,846.00	1,48,846.00	1,48,846.00	Completed
43	PHPS, Arunachal Pradesh	Desktop Computers, printers and furniture to ANYA for Imparting basic Computer Training to unemployed local youth of Arunachal Pradesh.	FY 2020-21	1 Year	1,47,056.00	1,47,056.00	1,47,056.00	Completed
44	RHPS, Arunachal Pradesh	Providing of Pick up van instead of Bolero Ambulance to Ramakrishna Mission Hospital, Itanagar, Arunachal Pradesh.	FY 2020-21	1 Year	8,17,985.00	8,17,985.00	8,17,985.00	Completed
45	RHPS, Arunachal Pradesh	Sanction of additional amount for the School Bus provided to the Tea Garden Students of Lakhimpur, Assam (due to the increase in price of (BS VI) variant)	FY 2020-21	1 Year	21,87,569.00	21,87,569.00	21,87,569.00	Completed
46	RHPS, Arunachal Pradesh	Renovation of Govt. Primary School, Lichi Village, Arunachal Pradesh	FY 2020-21	1 Year	9,97,656.00	9,97,656.00	9,97,656.00	Completed
47	TGBPS, Tripura	Meritorious Scholarship	FY 2020-21	1 Year	96,000.00	96,000.00	96,000.00	Completed
48	TGBPS, Tripura	Construction of Rest Shed for Visitors at Neer Mahal, Sepahijala, Melaghar (Tripura).	FY 2020-21	1 Year	6,08,570.00	6,08,570.00	6,08,570.00	Completed
49	TGBPS, Tripura	Beautification of Reserve lake at Sonamura, Distt.-Sepahijala, Tripura.	FY 2020-21	1 Year	10,00,000.00	10,00,000.00	10,00,000.00	Completed
50	TGBPS, Tripura	Construction of Community Hall at Dhanpur, Sepahijala Distt., Tripura	FY 2020-21	1 Year	5,49,568.00	5,49,568.00	5,49,568.00	Completed
51	TGBPS, Tripura	Construction of Toilets for Faculty Member (2+2) and water Tank to Sahapur SB School Sonamura, Distt.-Sepahijala, Tripura.	FY 2020-21	1 Year	4,05,577.00	4,05,577.00	4,05,577.00	Completed
52	THPS, Mizoram	Providing 4 (four) Nos. Medical ICU Ventilator for containment of the spread of COVID19 in the state of Mizoram.	FY 2020-21	1 Year	22,40,000.00	22,40,000.00	22,40,000.00	Completed

1	2	3	4	5	6	7	8	9
Sl. No.	Project ID.	Name of the Project.	Financial Year in which the project was commenced.	Project duration	Total amount allocated for the project (in ₹).	Amount spent on the project in the reporting Financial Year (in ₹).	Cumulative amount spent at the end of reporting Financial Year. (in ₹)	Status of the project - Completed /Ongoing.
53	Wah Umiam Stage-III HEP, Meghalaya	Providing EECO Ambulance to St. Xavier Care and Support Centre, Mawsynram, Meghalaya	FY 2020-21	1 Year	5,74,811.00	5,74,811.00	5,74,811.00	Completed
54	Wah Umiam Stage-III HEP, Meghalaya	Construction of community hall at Mawphu Village, Distt.-East Khasi Hills, Meghalaya.	FY 2020-21	1 Year	9,91,000.00	4,97,020.00	4,97,020.00	Completed
55	Head Quarter, Meghalaya	Financial assistance for the improvement of the children's ward, i.e. Tiles flooring for the first-floor Children's ward and First-floor passage of H Gordon Robert Hospital, Shillong, Meghalaya.	FY 2020-21	1 Year	10,00,000.00	10,00,000.00	10,00,000.00	Completed
56	Head Quarter, Meghalaya	Financial assistance/Grant to the Work & Care Trust, Shillong for imparting basic computer education to eh ST/SC Girl students of NE States studying in Shillong.	FY 2020-21	1 Year	5,18,119.00	5,18,119.00	5,18,119.00	Completed
57	Head Quarter, Meghalaya	Fees towards Monitoring, Documentation & Evaluation of CSR Projects paid to 3rd party Evaluator OKDISCD, Guwahati.	FY 2020-21	1 Year	24,20,000.00	24,20,000.00	24,20,000.00	Completed
58	Head Quarter, Meghalaya	Financial aid for the construction of School Science Laboratory to Bethany Secondary School, Distt.-Ribhoi, Meghalaya.	FY 2020-21	1 Year	3,86,986.00	3,86,986.00	3,86,986.00	Completed
59	Aspirational District, Ri-Bhoi, Meghalaya	Construction/ up-gradation of 9 Nos. Anganwadi Centre at Ribhoi District, Meghalaya.	FY 2020-21	1 Year	90,00,000.00	90,00,000.00	90,00,000.00	Completed
60	Aspirational District, Ri-Bhoi, Meghalaya	Providing Financial assistance to Warmawsaw- Umsohbar Raidland Council for construction of classrooms at Warmawsaw Secondary school, Warmawsaw, Ribhoi District, Meghalaya.	FY 2020-21	1 Year	9,70,852.00	9,70,852.00	9,70,852.00	Completed
61	Aspirational District, Ri-Bhoi, Meghalaya	Providing Financial assistance for the construction of classrooms at Good Shepherd English School to Village Dorbar Shnong Belahari, Nongkhlaw Syiemship, Ribhoi District, Meghalaya.	FY 2020-21	1 Year	9,70,852.00	4,85,426.00	4,85,426.00	Ongoing
		Total			**4,91,14,740.00**	**4,72,14,013.00**	**4,80,10,004.00**	

PARTICULARS OF CSR

10. **In case of creation or acquisition of capital asset, furnish the details relating to the asset so created or acquired through CSR spent in the financial year (asset-wise details).**

    No capital/asset was created or acquired by the Company for the financial year 2021-22 through CSR spent.

11. **Specify the reason(s), if the company has failed to spend two percent of the average net profit as per section 135(5):**
    Not Applicable.

(Rajeev Kumar Vishnoi) **CMD & Director (Technical)** **DIN: 08534217** **Chairman of CSR Committee**	**(Anil Kumar)** **Director (Personnel)** **DIN: 08376723**	**(P. K. Bora)** **Executive Director (CSR)** **Nodal Officer - CSR**

Dated: 10-08-2022
Place: Rishikesh

NORTH EASTERN ELECTRIC POWER CORPORATION LIMITED

ANNUAL REPORT

2022-23

Dear Members,

On behalf of the Board of Directors, it is my privilege to present the 47th Annual Report on the performance of your Company during the Financial year ended on 31st March 2023, along with the audited Statement of Accounts, Auditors Report, Report of the Secretarial Auditor and Review of the Accounts by the Comptroller & Auditor General of India for the period.

FINANCIAL PERFORMANCE

The performance of the North Eastern Electric Power Corporation Ltd for the financial year ended 31st March 2023 and 31st March 2022 are summarized below:

PERFORMANCE AT A GLANCE

(₹ in lakh)

	FINANCIAL DATA	FY 2022-23	FY 2021-22
A	Revenue from Operation	455,655.27	320684.33
B	Other Income	1,408.23	9512.34
C	**Total Income (A + B)**	**457063.50**	**330196.67**
D	Fuel cost	147687.42	63488.96
E	Employee benefit expenses	51406.14	46518.08
F	Finance cost	53667.13	58198.79
G	Depreciation and amortization expenses	83550.16	80781.94
H	Other expenses	52902.05	45824.08
I	**Total expenses (D+E+F+G+H)**	**389212.90**	**294811.85**
J	**Profit before exceptional items, tax and regulatory deferral accounts balances (C - I)**	**67850.60**	**35384.82**
K	Exceptional item - (Income)/ Expenses	0.00	0.00
L	**Profit before tax and regulatory deferral accounts balances (J - K)**	**67850.60**	**35384.82**
M	Tax expenses	33642.99	20496.04
N	**Profit for the year before regulatory deferral accounts balances (L - M)**	**34207.61**	**14888.78**
O	Net movement in regulatory deferral accounts balances (net of tax)	5482.47	6340.59
P	**Profit for the year (N + O)**	**39690.08**	**21229.37**
Q	Other comprehensive Income/ (expenses) (net of tax)	(530.18)	(1306.16)
R	Total Comprehensive Income for the year (P + Q)	39159.90	19923.21
S	EBIDTA (₹ in lakh) (J+G+F)	205067.89	174365.55
T	EBIT (₹ in lakh) (S-G))	121517.73	93583.61
U	Earnings per share (in ₹) (Basic and Diluted)	1.10	0.59
V	Authorized Share Capital	500000.00	500000.00
W	Paid up Share Capital	360981.04	360981.04
X	Reserve & Surplus	297602.76	294942.86
Y	Net Worth (W + X)	658583.80	655923.90

Z	Average net worth (₹ in lakh)	657253.85	650462.30
AA	Total assets (₹ in lakh)	1,618,781.09	1581310.39
AB	Long term borrowings (₹ in lakh)	691063.36	725736.54
AC	Capital employed (Y + AB)	1349647.16	1381660.44
AD	Trade receivables ₹ in lakh)	94429.78	48776.49
AE	CAPEX	84944.62	70788.49
AF	Interim dividend	35000.00	7500.00
AG	Proposed final dividend	0.00	1500.00
AH	Number of Employees	1779	1911
	Financial Ratios ::		
I	Asset Turnover Ratio (in %)	28.24%	20.88%
II	EBIDTA as a percentage of Revenue (in %)	44.87%	52.81%
III	Return on Net Worth (in %)	6.04%	3.26%
IV	Return on Capital Employed (in %)	9.00%	6.77%
V	Gross Operating Margin	210610.32	172813.68
VI	PAT /Total Employment (₹ in lakh)	22.31	11.11
VII	Debt Equity Ratio	1.05	1.11
VIII	Liquidity Ratio	0.50	0.46
IX	Current Ratio	0.55	0.54
X	Debtor Turnover Ratio (days)	40	27
XI	Debt service coverage ratio (DSCR) (in times)	1.14	1.18
XII	Interest service coverage ratio (ISCR) (in times)	3.95	3.13

 # Standalone
*Note 1: Asset Turnover Ratio = (Total Income/Total Assets) * 100*
*Note 2: EBIDTA as a percentage of Income = (EBIDTA/Total Income) * 100*
*Note 3: Return on Net Worth = (Profit After Tax/Average Net Worth) * 100*
*Note 4: Return on Capital Employed = (EBIT/Capital Employed) * 100*
Note 5: Gross Operating Margin = Revenue from operation + Movement in R.D.A. Balances – Fuel Cost – Employees benefit expenses – Other expenses – Exceptional items (expenses)
Note 6: PAT/Total employment = Profit after Tax/ No. of employees
Note 7: Debt Equity Ratio = Long term borrowings/Total Equity
Note 8: Liquidity Ratio = (Total Current Assets – Inventories)/Total Current Liabilities
Note 9: Current Ratio = Total Current Assets /Total Current Liabilities
*Note 10: Debtors Turnover Ratio = [(Trade receivables excluding "Unbilled amount")*365]/(Revenue from operation)*



Debt = Long Term Borrowings
Equity = Paid up Share Capital and Other Equity

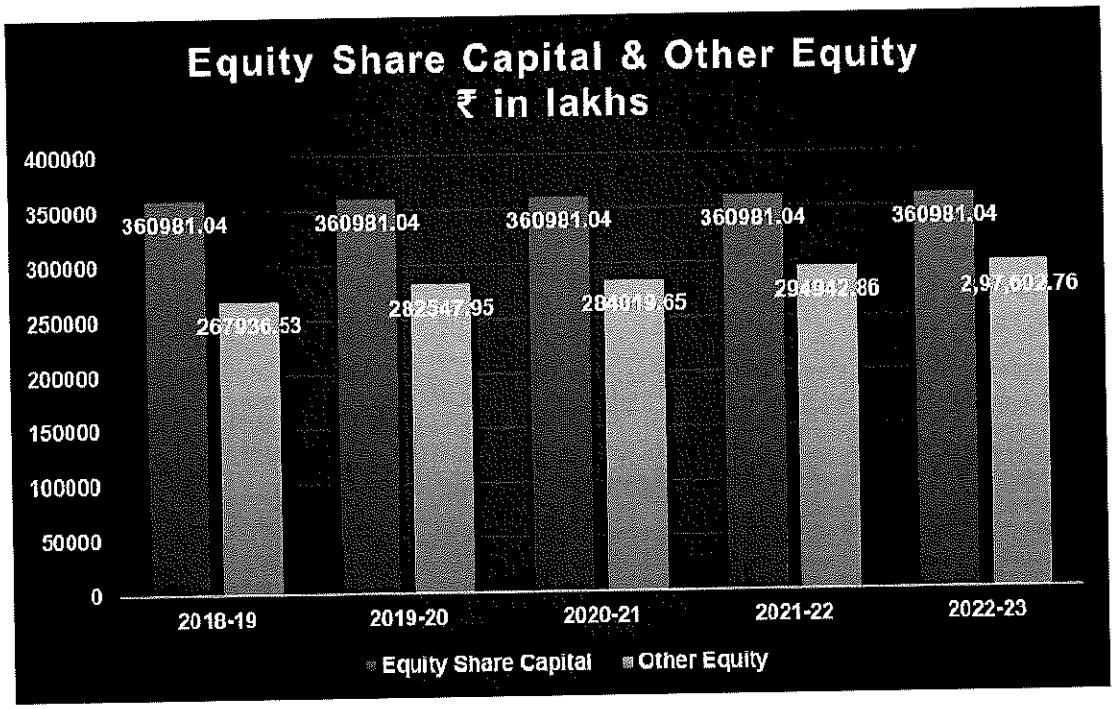

INCOME ANALYSIS

Total income of the Corporation for the year 2022-23 is ₹ 457063.50 lakh (previous year ₹ 330196.67 lakh).

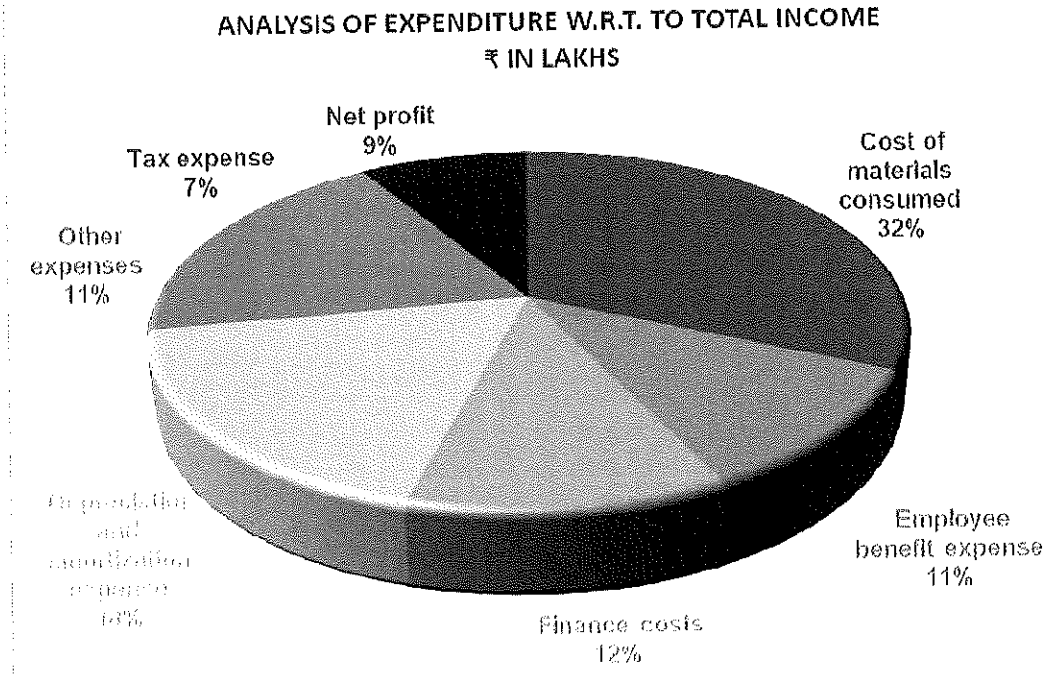

The above analysis is excluding Movement in Regulatory Deferral Accounts balance & Tax thereon

TOTAL INCOME AND PROFIT AFTER TAX

The Corporation earned a profit before tax (including movement in R.D.A. Balances) amounting to ₹ 74801.26 lakh as against of ₹ 43345.29 lakh during the previous financial year. Profit after tax for the current financial year amounts to ₹ 39690.08 lakh as against ₹ 21229.37 lakh during the previous financial year.

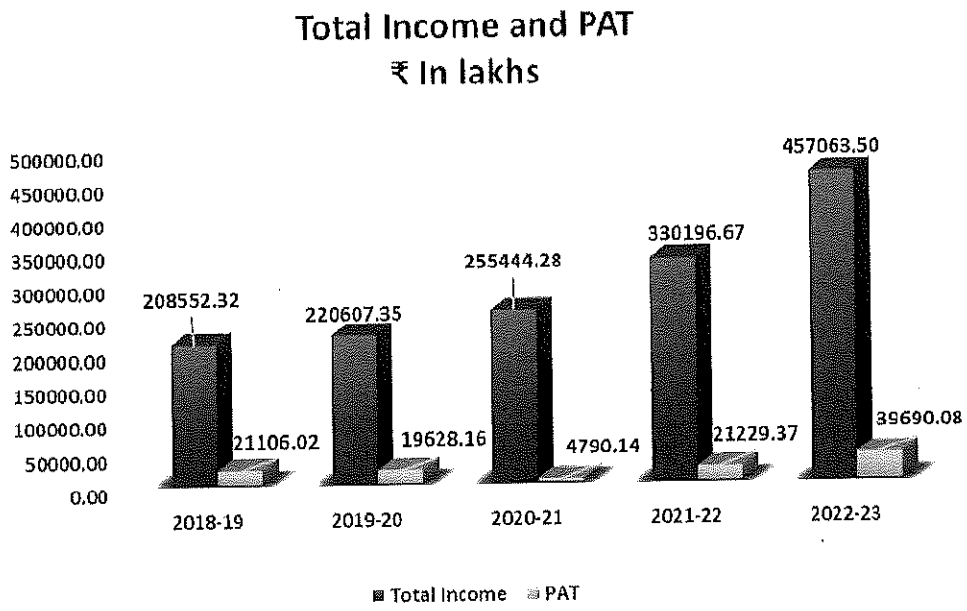

DIVIDEND

The Company has paid the final Dividend of ₹ 1500.00 lakhs for the previous financial year and for the current financial year 2022-23, an Interim Dividend of ₹ 35000.00 lakhs has been approved in the 277th Board Meeting held on 16.03.2023.

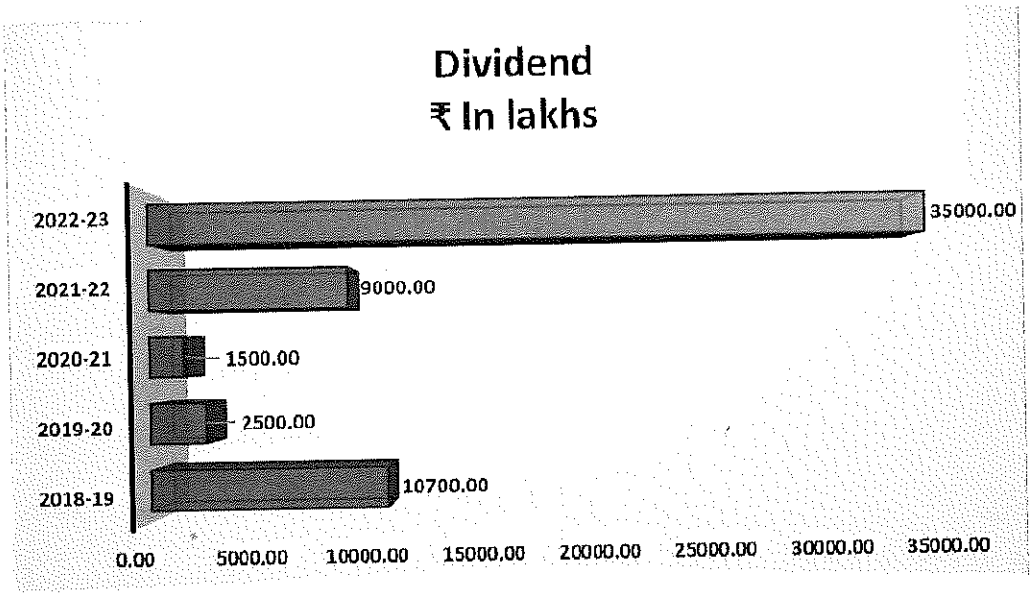

FINANCIAL REVIEW:

A. CAPITAL STRUCTURE

The Authorised Share Capital of the Corporation as on 31.03.2022 stood at ₹ 500000 lakh and the Paid up Capital was ₹ 360981.04 lakh (Previous year ₹ 360981.04 lakh).

B. LONG TERM BORROWINGS

During the current financial Year 2022-23, the Corporation has mobilised borrowings amounting to ₹ 95000.00 lakh through "Term Loans"

C. NET WORTH

The Net Worth of the Corporation as on 31st March, 2023 is ₹658583.80 lakh against ₹655923.90 lakh as on 31st March, 2022 and thus a growth of 0.41% over the previous year.

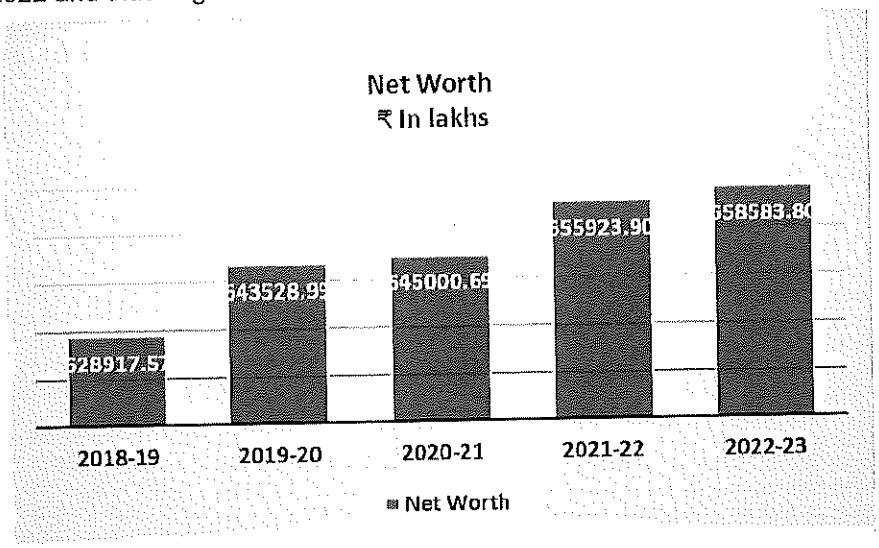

D. GROSS OPERATING MARGIN:



The Gross Operating Margin of the Company as on 31.03.2023 is ₹ 210610.32 lakh against ₹172813.68 lakh as on 31st March, 2022.

E. STATUTORY AUDITOR

M/s L K Kejriwal & Co, Chartered Accountants, Guwahati was appointed as the Statutory Auditors of the North Eastern Electric Power Corporation Ltd (NEEPCO/ the Company) by the Comptroller & Auditor General of India for the financial year 2022-23 and had conducted the Statutory Audit of the Company for the said financial year.

F. MANAGEMENT COMMENTS ON STATUTORY AUDITOR'S REPORT

The Statutory Auditors of the company has submitted their reports on the Financial Statements of the Company for the financial year 2022-23. The report of the Statutory Auditors dated the 16th May 2023 are given at **ANNEXURE-6A** (for Stand-alone Financial statements) and **ANNEXURE-6B** (for Consolidated Financial Statements). The Management's reply to the "Emphasis of Matter" of the Statutory Auditors Report is given in **ANNEXURE–6C**.

G. REVIEW OF ACCOUNTS BY THE COMPTROLLER & AUDITOR GENERAL OF INDIA

The Comptroller & Auditor General of India has conducted supplementary audit of the financial statements (Stand alone as well as Consolidated) of the Company for the FY 2022-23 under Section 143 (6) (a) of the Companies Act, 2013. Comments of the C&AG on the financial statements of your Company are given at **ANNEXURE-7** (for Standalone Financial statements) and Consolidated Financial Statements).

H. COST AUDIT

As prescribed under the Companies (Cost Records and Audit) Rules, 2014, the Cost Accounting Records are being maintained by the Company for its generating stations. M/s Niran & Co., Bhubaneswar, Odisha and M/s Dhananjay V. Joshi & Associates, Pune, Maharashtra were appointed under section 148 of the Companies Act, 2013 as Cost Auditors of NEEPCO for the financial year 2022-23 for conducting cost audit of Cost Accounting records of the Company. The Cost Audit Report of the Company for the financial year ended March 31, 2023 shall be filed within the prescribed time in compliance to the Companies (Cost Records & Audit) Rules, 2014.

I. SECRETARIAL AUDITOR

M/s. Narayan Sharma & Associates, Practicing Company Secretaries, Guwahati, was appointed as the Secretarial Auditor of the Company for conducting the secretarial audit for the year 2022-23. The Secretarial Audit Report in Form No.MR-3 for the financial year ended 31st March 2023 as audited by M/s. Narayan Sharma & Associates, Practicing Company Secretaries is enclosed as **ANNEXURE -8A** Management's reply to the Secretarial Auditors' observations made in the Secretarial Audit Report for the year 2022-23 is enclosed as **ANNEXURE – 8B.**

POWER STATIONS IN OPERATION:

POWER GENERATION

The total generation achieved during the financial year 2022-23 is 8492 MU against the target of 8265 MU. Power generation achievement in FY 2022-23 vis-å-vis FY 2021-22 is given below:

Power Station	Generation Target (MU) FY 2022-23	Actual Generation (MU) FY 2022-23	Actual Generation (MU) FY 2021-22	Actual Plant Availability Factor (%) FY 2022-23	Actual Plant Availability Factor (%) FY 2021-22
Assam Gas Based Power Station (291 MW), Assam	1650	1689.83	1787.10	73.35	71.52
Agartala Gas Based Power Station (135 MW), Tripura	838	845.63	923.99	81.69	80.00
Tripura Gas Based Power Station (101 MW), Tripura	728	747.48	717.96	86.45	84.38
Thermal Total	**3216**	**3282.94**	**3429.05**		
Kopili Hydro Power Station (275 MW), Assam					
Kopili Power Station (200 MW), Assam	Under Renovation & Modernization				
Khandong Power Station (50 MW), Assam	Under Renovation & Modernization		275.12	0	72.92
Khandong Stage-II Power Station (25 MW), Assam	Under Restoration		10.97	0	15.27
Doyang Hydro Power Station (75 MW), Nagaland	177	177.35	100.58	65.81	62.39
Panyor Lower Hydro Power Station (405 MW), Arunachal Pradesh	1305	1376.28	1154.28	95.53	95.77
Tuirial HPS (60 MW), Mizoram	190	204.10	137.42	78.40	73.02
Pare Hydro Power Station (110 MW), Arunachal Pradesh	523	531.84	430.55	98.32	98.18
Kameng Hydro Power Station (600 MW), Arunachal Pradesh	2848	2912.75	2576.35	74.62	70.66
Hydro Total	**5043**	**5202.32**	**4685.27**		
Monarchak Solar Power Station (5 MW), Tripura	6	6.74	5.98	15.38	13.61
NEEPCO Total (2057 MW)	**8265**	**8492.00**	**8120.29**		
Actual APAF (%) achieved during 2022-23 (Weighted Average)	81.61				

Note:
1. 4 x 50 MW Kopili Power Station and 2 x 25 MW Khandong Power Station are under Renovation &

Modernization (R&M).
2. 1 x 25 MW Khandong Stage – II Power Station is under restoration following inundation of the Power Station on 26/03/2022.
3. Generation (MU) in respect of AGBPS & AgGBPS for the year 2022-23 is less than 2021-22 due to less availability of Gas.

HYDRO POWER STATIONS

A) 275 MW Kopili Hydro Power Station (KHPS), Assam.

Kopili Hydro Power Station	Installed Capacity (MW)	Generation in MU			Normative Annual Plant Availability Factor (%)	Actual APAF 2022-23
Power Stations		Design Energy	Target	Actual 2022-23		
Kopili Power Station	4 X 50 MW	Under shutdown for Renovation & Modernization				
Khandong Power Station	2 X 25 MW	Under shutdown for Renovation & Modernization				
Khandong Stage – II Power Station	1 X 25 MW	Synchronised on 20.05.2023.				

Present Status of Renovation & Modernization of 4X50 MW Kopili Power Station:
The Renovation & Modernization (R&M) works for the power station is in progress. Project Cost of ₹ 82412.00 Lakh at Jan '21 Price Level (PL) was vetted by CEA (excluding IDC&FC).
Revised Commissioning Schedule:

- U#4 by August 2023
- U#3 by August 2023
- U#2 by September 2023
- U#1 by October 2023.

(a) MAIN CIVIL CONSTRUCTION WORKS:

- Non-shrink grout behind steel in-liner in HRT.
- In Power House, RCC work of lift shaft.

(b) HYDRO MECHANICAL WORKS:

- Fit-up, Welding and Testing of penstock (L-1) are in progress.

(c) POWER HOUSE/ SWITCHYARD/ GENERATOR TRANSFORMER YARD WORKS (as on 21.05.23):
Status of some major activities are as shown below:

- **Bus duct, LAVT, NGT cubicles of 4 nos. of Generators**: 90% manufacturing & 34% erection completed. Erection of U#4 & 3 are in progress.
- **Procurement and erection of E/M equipment**: 93% manufacture & 38% erection completed. U#4 erection and box up are in progress. Erection of U#3 in progress.
- **05 nos. of 3-phase GT**: 54% erection completed. Erection of GTs for U#4 & 3 completed.
- **02 nos. of B/F valves**: 100% manufacture & 48% erection completed. Erection of B/F valves are in progress.
- **Repair of runners, guide apparatus for U# 2, 3, 4**: 80% manufacturing & 62% erection completed. Erection of U#4 & U#3 completed and U#2 is in progress.
- **3 sets of DT Cone assembly**: Erection is in progress and 41% erection completed.
- **Erection, stringing, testing & commissioning of 220KV interconnecting tower**: Completed.

(d) FINANCIAL PROGRESS

- Total value of works and supplies awarded as on 31.03.2023 is ₹ 82358 Lakhs. *(Prov.)*

- Cumulative Expenditure incurred up to 31.03.2023 for R&M works of 200 MW Kopili Power Station is ₹ 88198 Lakhs *(Prov.)*

Restoration of 1 X 25 MW Khandong Stage – II Power Station:

- Mechanical spin tested at rated RPM on 03.04.2023 and Test Synchronization was done successfully on 14.05.2023. Subsequently shutdown withdrawn & synchronized on 20.05.2023.

Renovation, Modernisation and LE of 2 X 25 MW Khandong Power Station:

- The work is scheduled to be completed by March & May, 2025.

ACTIVITIES IN PROGRESS:

- Cleaning of MIV floor of Power House.
- About 69% dismantling of E/M equipment completed.
- Bids for supply and commissioning of 132KV and 33 KV Switchyard Equipment was cancelled on 16.02.2023 due to very high price quoted by the single T-C Qualified Bidder and re- tender was published in GeM portal on 22.05.2023.
- LOI issued for civil works pertaining to RR&M of Khandong Power Station on 01.05.2023.
- LOI issued for supply & commissioning of EM Package on 12.05.2023,
- NIB issued for H/M works on 10.03.2023. T-C bid opened on 05.05.2023 and evaluation is in progress.
- CEA vetted cost estimate of Electro-mechanical works on 18.11.2022 amounting to ₹ 188.42 Cr at March 22 Price Level. The vetting of cost estimate in respect of Civil & H/M works for RM and LE works of Khandong PS (2 X 25 MW) is awaited.

B) 75 MW Doyang Hydro Power Station (DHPS), Nagaland.

Doyang Hydro Power Station	Installed Capacity (MW)	Generation in MU			Normative Annual Plant Availability Factor (%)	Actual APAF 2022-23
		Design Energy	Target	Actual 2022-23		
	3 X 25 MW	227.24	177	177.35	70	65.81

APAF shortfall of DHPS was due to very less availability of water.

C) 405 MW Panyor Lower Hydro Power Station (PLHPS), Arunachal Pradesh.

Panyor Lower Hydro Power Station	Installed Capacity (MW)	Generation in MU			Normative Annual Plant Availability Factor (%)	Actual APAF 2022-23
		Design Energy	Target	Actual 2022-23		
	3 X 135 MW	1293.73	1305	1376.28	88	95.53

D) 60 MW Tuirial Hydro Power Station (THPS), Mizoram.

Tuirial Hydro Power Station	Installed Capacity (MW)	Generation in MU			Normative Annual Plant Availability Factor (%)	Actual APAF 2022-23
		Design Energy	Target	Actual 2022-23		
	2 X 30 MW	250.63	190	204.10	85	78.40

- *APAF shortfall of THPS is due to less availability of reservoir water.*
- *The RCEs of this project amounting to ₹ 1,42,247.00 Lakhs including IDC & FC of ₹ 6,937.00 Lakhs, approved by the Board of directors of NTPC was submitted to Ministry of Power for communication of requisite approvals to NEEPCO.*

E) 110 MW Pare Hydro Power Station (PHPS), Arunachal Pradesh.

Pare Hydro Power Station	Installed Capacity (MW)	Generation in MU			Normative Annual Plant Availability Factor (%)	Actual APAF 2022-23
		Design Energy	Target	Actual 2022-23		
	2 X 55 MW	506.42	523	531.84	85	98.32

- *The RCEs of this project amounting to ₹ 1,65,674.00 Lakhs (₹ 1,64,031.00 Lakhs vetted cost + ₹ 1,643.00 Lakhs notional FERV) including IDC & FC of ₹ 23,804.00 Lakhs, approved by the Board of Directors of NTPC was submitted to Ministry of Power for communication of requisite approvals to NEEPCO.*

F) 600 MW Kameng Hydro Power Station (KaHPS), Arunachal Pradesh.

Kameng Hydro Power Station	Installed Capacity (MW)	Generation in MU			Normative Annual Plant Availability Factor (%)	Actual APAF 2022-23
		Design Energy	Target	Actual 2022-23		
	4 X 150 MW	3353.00	2848	2912.75	85	74.62

- *CERC is yet to approve the normative APAF in respect of KaHPS. However, in anticipation the NAPAF is considered as 85%. APAF shortfall of KaHPS was due to outage of the units for various reasons.*
- ***This Power Station was dedicated to the Nation by the Hon'ble Prime Minister Shri Narendra Modi on 19th November, 2022.***
- *RCE of the project at completion cost of ₹ 842128.00 Lakhs, including IDC & FC of ₹ 274744.00 Lakhs has been forwarded to a CERC empaneled agency for their recommendation.*

THERMAL POWER STATIONS

A) 291 MW Assam Gas Based Power Station (AGBPS), (Combined Cycle), Assam.

Assam Gas Based Power Station	Installed Capacity (MW)	Generation in MU			Normative Annual Plant Availability Factor (%)	Actual APAF 2022-23
		Annual Energy	Target	Actual 2022-23		
	291 MW	1746	1650	1689.83	72	73.35

Assam Gas Based Power Station	Gas Supplier	Contracted Quantity (MMSCMD)	Average Gas Supply (MMSCMD)		
			2020-21	2021-22	2022-23
	M/s OIL	1.40	1.26	1.42	1.36

The Gas Sale and Purchase Agreement with M/s OIL is for supply of 1.40 MMSCMD of gas to the Power Station.

B) 135 MW Agartala Gas Based Power Station (AgGBPS), (Combined Cycle), Tripura.

Agartala Gas Based Power Station	Installed Capacity (MW)	Generation in MU			Normative Annual Plant Availability Factor (%)	Actual APAF 2022-23
		Annual Energy	Target	Actual 2022-23		
	135 MW	810	838	845.63	85	81.69

APAF shortfall of AgGBPS was due to less availability of gas.

Agartala Gas Based Power Station	Gas Supplier	Contracted Quantity (MMSCMD)	Average Gas Supply (MMSCMD)		
			2020-21	2021-22	2022-23
	M/s GAIL	0.75	0.69	0.71	0.68

The Gas Sales and Transportation Contract between NEEPCO and GAIL, is for supply of 0.75 MMSCMD of gas to the Power Station, to be supplied from the gas fields of M/s ONGC.

C) 101 MW Tripura Gas Based Power Station (TGBPS), (Combined Cycle), Tripura.

Tripura Gas Based Power Station	Installed Capacity (MW)	Generation in MU			Normative Annual Plant Availability Factor (%)	Actual APAF 2022-23
		Annual Energy	Target	Actual 2022-23		
	101 MW	752.05	728	747.48	85	86.45

Tripura Gas Based Power Station	Gas Supplier	Contracted Quantity (MMSCMD)	Average Gas Supply (MMSCMD)		
			2020-21	2021-22	2022-23
	M/s ONGC	0.50	0.37	0.46	0.48

NEEPCO signed an agreement with M/s ONGC for supply of 0.5 MMSCMD of gas (182.5 MMSCM annually) for the Plant.

RENEWABLE ENERGY POWER STATION

5 MWp Grid Interactive Monarchak Solar Power Station, Tripura.

The energy generated from the station during 2022-23 was 6.74 MU against Target of 6.00 MU with Capacity Utilization Factor (CUF) of 15.38%.

ANALYSIS OF GENERATION

Net energy generation achieved during the year 2022-23 was 8492.00 MU against 8120.29 MU achieved during 2021-22. The increase in generation with respect to the previous year is 4.58%. The total energy generation in 2022-23 including loss due to system constraint, untraded amount, under requisition which was not attributable to NEEPCO was 9025.94 MU. Highest generation of 956.01 MU was achieved in the month of August, 2022 which constituted 11.26% of the total generation.

RENEWABLE ENERGY INITIATIVE:

Floating Solar Project (FSP) at Kopili reservoir: The PFR is completed for 40.59 MW (DC) FSP. Expected tariff is Rs. 4.26 /kWh with estimated project cost of ₹ 20050.00 Lakhs with 15.78% CUF. To make the tariff comparable with ground mounted solar, VGF of 50 to 70 Lakhs/MW will be required. The process for DPR works has started.

Floating Solar Project at Umiam Lake, Meghalaya: NOC obtained from State Govt. for DPR preparation. Available data like bathymetry survey, etc. have been obtained from MePGCL on 18.03.2023. CMD, MePGCL assured full support to NEEPCO in the meeting held at Shillong on 05.04.2023 for the FSP. For preparation of PFR, SECI has submitted their offer. Meanwhile, Consultancy wing of NTPC has expressed interest to provide consultancy services to NEEPCO to access the floating solar power potential in the north eastern region.

Solar Park in Uttar Pradesh: Planning to set up 600 MW solar park in Lalitpur district of Uttar Pradesh. Acquisition of 3000 acres land is under process.

7500 MW Solar Projects in Leh & Kargil, UT of Ladakh: On behalf of MNRE, DPR was prepared by NEEPCO in December 2014 for setting up of 5000 MW, UMSPP in Leh district, UT of Ladakh and proposed another 2500 MW in Kargil region. The project site starts from Debring (125 KM from Leh town) and ends at Pang (175 KM from Leh town) in south-east direction of Leh town. As per DPR, annual

energy supplied to grid - Million Units (MU) at P50 Level, at P75 Level, at P90 Level 8091.2 (MU), 7602.3 (MU), 7162.3 (MU) respectively and annual CUF (%), at P50 Level, at P75 Level, at P90 Level 18.47%, 17.36% 16.35% respectively. The power evacuation is only key technical barrier for this project.

In December 2018, SECI floated tender for selection of Solar Power Developers for setting up 7500 MW grid connected solar power projects (including implementation of power transmission and evacuation infrastructure) in Leh & Kargil districts, UT of Ladakh. A Task Force was formed with 7 PSEs [GAIL, BHEL, NLC, NEEPCO, NHPC, SJVN, Rajasthan Electronics & Instruments Ltd (REIL)] to pursue the possibility of participating in the bid. The Tender was later terminated in January 2021.

In the recent Budget, Govt. of India has earmarked ₹ 20,700 Crore including central support of ₹ 8,300 crore for construction of the Inter-state transmission system for evacuation and grid integration of 13 GW renewable energy from Ladakh.

UPCOMING PROJECTS:

To be a leading Electric Power Company of the Country in alignment with the Nationally Determined Contribution (NDC), NEEPCO is focused on development of renewable energy from Hydro and pump storage projects as well as solar power projects, in addition to operation and maintenance of its commissioned stations.

In December 2021, Govt. of India indicated 17 (seventeen) hydro projects with aggregate installed capacity of 4988 MW in hydro rich Arunachal Pradesh. Among the indicated projects, the Corporation has identified 6 priority projects for first phase development considering commercial attractiveness, status of clearances etc. Combine installed capacity of these 6 projects is 2746 MW. The brief status of the projects is as below:

Sl. No.	Name of Project	Status
1.	Nafra HE Project (120 MW), Arunachal Pradesh	➢ MoA signed with the Govt of Arunachal Pradesh on 14.08.2021. ➢ Preparation of Tender documents for Civil Works is in advanced stage of completion. ➢ Confirmatory Topographical survey has completed. ➢ Proposal for Road improvement works from Bichom Complex to Dam & Power House Sites of Nafra HEP through local contractors is in process. ➢ As per updated PMP value from IMD, Design flood has been revised by CWC and accorded approval on the revised design flood of 3300 Cumec in place of 7300 Cumec on 04.05.2023. ➢ Core clay sample collected and testing is in progress ➢ The consultancy work for physical model studies have been awarded to IRI Roorkee. ➢ Meanwhile, the earlier developer filed a case at Gauhati High Court, Itanagar Bench impleading NEEPCO as one of the Respondents besides the State Govt. and others. The petitioner claimed for reimbursement of its expenditure already incurred along with interest. NEEPCO filed its Affidavit in Opposition. Matter is under subjudice.
2.	Tato – II HE Project (700 MW), Arunachal Pradesh	➢ Based on the recommendation of the Evaluation Committee, the proposal for acquisition of the project has been approved by the BoD, NEEPCO in the 276th Board Meeting held on 10th February 2023. ➢ Approved SOP of the GoAP for handing /taking over of the project has been issued by the State Govt. vide its letter dated 17.01.2023. ➢ MOP has accorded in-principle approval for acquiring the project by NEEPCO vide letter dated 23.03.2023. ➢ Revised Draft quadripartite agreements and fresh MoA for the project has been received from GoAP on 05.05.2023 ➢ Signing of quadripartite agreement and subsequent MoA is expected shortly. ➢ Tender Documents for Diversion Tunnel is in advanced stage of completion. ➢ Preliminary infrastructure works has been initiated.

Sl. No.	Name of Project	Status
3.	Tato – I HE Project (186 MW), Arunachal Pradesh	➢ Post Due diligence, based on the recommendation of the Evaluation Committee, the proposal for acquisition of these projects has been approved by the BoD, NEEPCO in the 276th Board Meeting held on 10th February 2023. ➢ Approved SOP of the GoAP for handing /taking over of these projects has been issued by the State Govt. vide its letter dated 17.01.2023. ➢ MOP has accorded in-principle approval for acquiring these projects by NEEPCO vide letter dated 23.03.2023. ➢ NOC for taking up of the project has been received from GoAP on 26.04.2023 ➢ Revised Draft quadripartite agreements and fresh MoA for the Heo HEP and Tato – I HEP has been received from GoAP on 05.05.2023 ➢ Signing of quadripartite agreement and subsequent MoA is expected shortly.
4.	Heo HE Project (240 MW), Arunachal Pradesh	
5.	Naying HE Project (1000 MW), Arunachal Pradesh	➢ The Govt. of Arunachal Pradesh vide its letter dated 13.01.2023 has conveyed the allotment of the project to NEEPCO and has also circulated the MoA to be signed between the State and NEEPCO. ➢ The State cabinet has approved the revised MoA for the project and conveyed the same vide letter dated 06.04.2023. ➢ All necessary formalities for signing of MoA has been completed and signing of the same is expected shortly. ➢ The Revised Cost Estimates has been recast at Dec'2022 Price level.
6.	Hirong HE Project (500 MW), Arunachal Pradesh	➢ The Govt. of Arunachal Pradesh vide its letter dated 13.01.2023 has conveyed the allotment of the project to NEEPCO and has also circulated the MoA to be signed between the State and NEEPCO. ➢ The State cabinet has approved the revised MoA for the project and conveyed the same vide letter dated 06.04.2023. ➢ All necessary formalities for signing of MoA has been completed and signing of the same is expected shortly. ➢ The DPR shall be reviewed and revised after signing of MoA.
Other future hydro projects (ownership basis):		
1.	Wah Umiam St – III HEP (85 MW), Meghalaya	➢ CEA conveyed accord of appraisal to the Detailed Project Report (DPR) of the project on 26.07.2021. ➢ Expert Appraisal Committee (EAC), Govt. of India, recommended for grant of Environmental Clearance subject to Stage-I Forest Clearance (FC-I). ➢ All formalities for Forest Clearance, compensatory afforestation, land acquisition, etc. are under process at concerned departments of Govt. of Meghalaya. ➢ Clearance issued from Ministry of Tribal Affairs on 27.03.2023 in respect of Wah Umiam Stage-III HEP. ➢ Cost updation at October'22 PL is in process for submission to CEA. ➢ Main issues related to the project are - ➢ Forest Clearance (FC-I): Pending with State Forest Department, Govt of Meghalaya. ➢ Acquisition of 88 Ha Private Land is still under process at Land Record and Survey Department, Govt. of Meghalaya. ➢ Meghalaya PWD is yet to submit estimate of construction of Approach Road to be carried out as deposit work by them along with process for land acquisition. ➢ The above are being highlighted regularly to State Authorities. ➢ CMD NEEPCO vide letter dated 04.01.2023 to the Chief Secretary, GoM apprised the above-mentioned major issues for his intervention. ➢ The Joint Secretary, MOP took up the matter with the Chief Secretary, Govt. of Meghalaya on 30.09.2022 and 31.01.2023 for his intervention & directions to concerned Officials for early resolution of the issues.

Sl. No.	Name of Project	Status
2.	New Melling HEP (90 MW), Tawang District, Arunachal Pradesh	➢ MOA signed on 14.08.2021 with GoAP. ➢ Preliminary Environment Study completed. ➢ Based on a new PFR combining downstream Mago Chu HE Project, a 180 MW capacity Project has been observed to be feasible. The matter is being taken up with the State Government. ➢ Construction of site camp building is in progress. ➢ Meanwhile, the earlier developer filed a case at Gauhati High Court, Itanagar Bench impleading NEEPCO as one of the Respondents besides the State Govt. and others. The petitioner claimed for reimbursement of its expenditure already incurred along with interest. NEEPCO filed its Affidavit in Opposition. Matter is under subjudice.
3.	Wah Umiam HEP Stage – I (50 MW) & Wah Umiam HEP Stage – II (100 MW) in Meghalaya	➢ MOA signed for both the projects on 25.10.22. ➢ Updation of PFR at March'23 PL is in process including updating of hydrological series to ascertain the viability of the projects.
Projects in JV mode:		
1.	Kurung HEP (330 MW), Kra Daadi Dist., Arunachal Pradesh	➢ MOA signed on 27.01.2015 with GoAP. ➢ Regarding revisit of certain clauses of MOA as decided in the DIB meeting held on 18.01.2018, State Government responded in July2021 that renegotiation is not advisable at this stage. ➢ Revised PFR (updated up to March 22PL) is completed. TOR application and prior environmental clearance is under process. ➢ As advised by MOP in August 2021, Pre-investment approval was taken up with NTPC. ➢ NTPC vide letter dated 12.09.2022 informed that NEEPCO may go ahead for phase – I pre-investment activities (estimated amount ₹ 2473.00 Lakhs) in line with approval of NEEPCO Board. ➢ Work order for Detailed Topographic and Hydrographic Survey placed on 08.02.2023 and work is in progress. ➢ Acquisition of land on lease for accommodation to the officers and staffs is in process. ➢ Tender for engagement of consultant for EIA & EMP Study floated through GEM portal during Feb'23. TC evaluation is in process. ➢ Work awarded for preparation of DPR. ➢ Re-tendering for Geological Investigations (Drilling and Pit/Trench) is in process.
2.	Siang Upper Stage – II HE Project (3750 MW), Arunachal Pradesh.	➢ MoAs with the Govt. of Arunachal Pradesh (GoAP) was signed on 28.05.2013 for development of the Project in Joint Venture between NEEPCO, NHPC and the State Govt. ➢ NEEPCO prepared the PFR and started the DPR activities involving M/s RusHydro International (India) Pvt. Ltd. However, all activities on the project were kept on hold as per the advice of MoP vide letters dated 18.11.2015 and 02.02.2016 till a decision is taken in regard to development of the Siang Upper St – I & II projects in single stage or two stages. ➢ MoP in December 2021 indicated for possible allotment of Siang Upper HEP (10,000 MW) for development in joint venture between NEEPCO and NHPC. ➢ A joint team has been formed to liaise with the State Government of Arunachal Pradesh & local stakeholders and to carry out suitable analysis and preparation of evaluation reports for the projects. ➢ PFR for combined Upper Siang HEP of 10,000 MW Installed Capacity is being prepared by M/s NHPC. The documents available with NEEPCO pertaining to the project have been handed over to M/s NHPC in the last week of March 2022.

Sl. No.	Name of Project	Status
3.	Dibbin HEP (120 MW), Arunachal Pradesh	➢ Shareholders' Agreement (SHA) was signed with KSK Energy Ventures Ltd. (KSKEVL) and KSK Electricity Financing India Pvt. Ltd. (KSKEFIPL) on 12.06.2014 for development of the project through KSK Dibbin Hydro Power Pvt. Ltd. (KSKDHPPL). ➢ Consideration of e-flow as per post TEC Basin Study Report impacted the commercial viability of the project with reduction in installed capacity and design energy. ➢ Efforts to re-establish the commercial viability of the project did not materialize. ➢ Meanwhile, KSKEVL was adjudged bankrupt and liquidation process was initiated under NCLT. ➢ NEEPCO initiated legal recourse in terms of the SHA viz. Put Notice, appointment of Good Faith Negotiator, appointment of nominee arbitrator/ sole arbitrator respectively, which were not agreed by KSKEFIPL. ➢ The matter was subsequently referred to ICA for appointment of Arbitrator in respect of KSKEFIPL and as required, brief Statement of Claim was submitted on 20.02.2023 by NEEPCO.

PUMPED STORAGE PROJECTS:

In addition to the above, NEEPCO has identified two PSPs with combined installed capacity of 980 MW in existing hydro projects of the Corporation.

A) Panyor PSP (660 MW), Arunachal Pradesh:

- ✓ PFR preparation considering existing reservoir of Panyor Lower HPS (405 MW), Arunachal Pradesh as Lower Reservoir is completed.
- ✓ NOC for carrying out DPR preparation works for the project has been received from Govt. of Arunachal Pradesh.
- ✓ Consultancy services for preparation of DPR has been awarded on 21.04.2023.
- ✓ Topographical survey work using combination of DGPS, LiDAR, Drone/UAV is under progress.

B) Kopili PSP (320 MW), Assam:

- ✓ PFR considering existing Khandong reservoir of Kopili HPS (275 MW) as Upper Reservoir and existing Umrong Reservoir as Lower Reservoir has been completed.
- ✓ Revised PFR with enhanced installed capacity is under preparation.
- ✓ DPR activity shall be started after completion of the Revised PFR.
- ✓ NEEPCO has sought NOC from Govt. of Assam for preparation of DPR and related works vide letter dated 10.04.2023.

C) Indicated PSP Sites:

Further to the meeting (dated 11.03.2022) chaired by the Hon'ble Minister of Power and New & Renewable Energy, the MoP, GOI has on 8th Aug'2022, directed NEEPCO to study 8 (eight) potential PSP sites in Mizoram/Assam/Manipur, besides two other projects, viz. Panyor & Kopili PSPs being currently studied by NEEPCO and to take up with the respective state Governments for further allotment of feasible PSP schemes.

PFR preparation for three projects in Mizoram viz. 400 MW Nghasih, 1650 MW Tuiphai Lui & 1500 MW Leiva Lui are being taken up in the first phase by engaging the consultant. NOC for carrying out Preliminary Assessment, field visit and finalization of DPR for the above three PSPs received from Govt. of Mizoram on 06.12.2022. Work orders for Preparation of Pre-Feasibility Report (PFR) for the above 3 (three) PSPs have been issued on 01.05.2023.

RESEARCH & DEVELOPMENT (R&D):

Following R&D Projects were completed in the FY 2022-23:

- ***Design of an automatic communication system through Cloud computing using sensor based automated input for efficient operation of Ranganadi Hydro Electric Project (presently Panyor Lower Hydro Power Station) with due emphasis on downstream concerns up to confluence with Subansiri River.***

  The project was undertaken through IIT, Guwahati during the year 2019-20 with a completion target of three years. The project activities were completed including finalisation of sensor locations at site and model demonstration and the final report was received in January 2023. Implementation of the model at site is under consideration which shall facilitate early prediction/ warning of the water level in the downstream locations for any release through the gates.

- ***Smart illumination Controller at Agartala Gas Based Power Station, Tripura.***

  The project was taken up in-house in June 2022 with a completion period of 3 months and was completed as per schedule in September 2022. The model of the product with features like 'Light Averaging', 'Reverse Light Offset', 'Off Timer' etc. was demonstrated successfully. A few more such product are also manufactured for distribution to other locations of NEEPCO.

In addition to the above, following 2 (two) new R&D projects were taken up in the year 2022-23:

Sl. No.	Name of the R&D Proposal	In-House/ Collaborative	Total Financial Involvement (₹ in Lakhs)	Time Line from the date of Final Approval
1	R&D on Fire Detection System	In-House (Agartala GBPS)/ R&D, NEEPCO	4.72	2 (Two) years
2	Development of low cost sustainable and efficient electro-catalyst and proton exchange membrane for electrolyser assembly for producing Green Hydrogen	IIT, Guwahati	55.59 (excluding GST)	3 (Three) years
Total:			**₹ 60.31 Lakh**	

Expenditure incurred on Research & Development for the financial year 2022-23 is ₹ 59.88 Lakhs.

QUALITY ASSURANCE & INSPECTION:

NEEPCO has an established centralized Corporate Quality Assurance Department. A Model Quality Management System is in force to carry out quality assurance and inspection activities of power projects works under implementation/execution for ensuring quality of works. All product, service specifications, drawings, quality assurance documents, test results/ test reports, etc. in respect of tenders being processed from corporate C&P Wing are provided to QA&I department for planned and systematic actions. In respect of the field quality functions, the designated quality control officers of the respective sites / location exercise their day-to-day Quality Control checks as specified. However, the administration of overall Quality Control procedures/ formats and periodic surveillance check is under the ambit of corporate QA&I department.

The Corporate QA&I wing have performed 4 (four) nos. Surveillance Inspection of ongoing Rectification and Renovation work of KHPS, Assam and have submitted inspection reports accordingly. The Corporate QA&I wing have submitted Model Quality Assurance Plan (MQAP) of the following works to the Corporate

C&P wing for tendering purposes:

i) EM Restoration Works, KHPS (200 MW)
ii) Construction of HOP Residence including Security Room, Garage and Servant Quarter in Industrial Complex at Kameng Hydro Power Station, Arunachal Pradesh, Kimi, Arunachal Pradesh.
iii) Construction of Health Centre for Industrial Complex of Kameng Hydro Power Station, Kimi, Arunachal Pradesh.
iv) River Diversion Works pertaining to Tato – II Hydro Electric Project (700 MW), Arunachal Pradesh.
v) Design, fabrication, supply, installation & commissioning of penstock & steel in-liner of Khandong PS.

CERTIFICATIONS:

NEEPCO achieved accreditation and full compliance under Integrated Management Systems (IMS) as per the standards of ISO 9001:2015 (Quality Management System), ISO 14001:2015 (Environment Management System) and ISO 45001:2018 (Occupational Health & Safety Management System) in 16 (sixteen) locations, including all of its O&M Stations, Corporate Head Quarter and other important offices, in three groups. The group wise validities of the extant certificates are up to 05.07.2024 (for eight locations), 20.10.2024 (for one location) and 22.12.2025 (for seven locations).

Accreditation under Information Security Management System (ISMS) as per the standard of ISO 27001:2013 at 15 locations is under advanced stage of implementation.

Besides, accreditation of the 291 MW Assam Gas Based Power Station, Bokuloni, Assam under ISO 50001:2018 (Energy Management System) by the Bureau of Energy Efficiency (BEE), New Delhi is underway for which NEEPCO had signed MOU with the BEE on 17.11.2022.

E-GOVERNANCE / IT INITIATIVES:

In its effort of digitalization and in order to onboard efficiency in the Business Processes, NEEPCO is in the process of implementation of ERP in the organization. As on March, 2023 all locations of NEEPCO have attained Go-Live in a phased manner. The major Modules covered in the implementation are FICO, MM, PS, HCM including Payroll, SD, ISU (Operation), ISU (Commercial), FLM, DMS & PM. ERP being an integrated solution ensures transparency along with accurate and consistent data.

For hosting the current SAP ERP system, NEEPCO opted for Selection of MeitY empaneled Cloud Service Provider for Data Center (DC) and Disaster Recovery Center (DRC) on Govt. Community Cloud. Migration to the hosting platform of the Cloud Service Provider for the ERP DC & DRC is completed.

Inline to the implementation of ERP, the Material and Asset reclassification and recodification tasks were also extensively undertaken and separate software have been made available for streamlining the recodification and generation of new Asset IDs and Material Codes for the SAP system.

As a part of the IT improvement, network connectivity to all power stations, offices and on-going construction project sites in the Organization has been enhanced. As per Advisory, IT Security Audit for the Infrastructure via CERT IN empaneled Auditor has been initiated. Cyber Security Awareness programs are being organized in all projects / offices on a routine basis for the employees.

Initiatives have also been undertaken to identify Critical Information Infrastructure (CII) as per Govt. guidelines. As per requirement and guidelines, IT Policy Documents and other Standard Operating Procedures are being revised and circulated.

The IT infrastructure and components (Hardware, Software, Firmware) are being duly reviewed and aligned with the business needs of the Organization. NEEPCO is in the process of acquiring an Information Security Management System via ISO 27001 Certification for best practices in the domain.

PUBLIC PROCUREMENT POLICY FOR MICRO & SMALL ENTERPRISES (MSES):

The total value of goods and services procured from MSEs (including MSEs owned by SC/ST and women entrepreneurs) are as shown below:

Sl. No.	Description	2020-21	2021-22	2022-23
1	Total procurement in ₹ Lakhs	71116.11	54089.59	6197.65
2	Total procurement from MSEs in ₹ Lakhs	4613.32	7741.10	2198.20
3	Total procurement from MSEs owned by SC/ST entrepreneurs in ₹ Lakhs.	551.59	1558.51	86.89
4	Total procurement from MSEs owned by women entrepreneurs in ₹ Lakhs.	66.62	135.40	280.64
5	Percentage of procurement from MSEs out of total procurement.	6.49%	14.31%	35.47%
6	Percentage of procurement from MSEs owned by SC/ST entrepreneurs out of total procurement.	0.78%	2.88%	1.40%
7	Percentage of procurement from MSEs owned by women entrepreneurs out of total procurement.	0.09%	0.25%	4.53%

Note: Data as updated in Sambandh Portal, Considering Exceptions granted by MoMSME & MoP.

Note:

1. *Minutes of the meeting held under the Chairmanship of Secretary (Power) on 25.08.2022 to review the progress achieved in procurement made through GeM-reg (OM Circulated vide F.No.3/18/2020-FIN(Part-1) Dated 30.08.2022)*
2. *MOM held under the chairmanship of Additional Secretary & Development Commissioner (MSME) to consider the proposal of CPSEs for Exemption. (Circulated vide F.No. 21(9)/2017-MA(Pt-I)(E-17230) Dated 31.08.2021 by O/o Development Commissioner, MSME, MoMSME and requested for implementation by NTPC vide email Dated 27.07.2022)*

Procurement from GeM: NEEPCO has achieved 93.44% of procurement through GeM Portal during the FY 2022-23.

RIGHT TO INFORMATION (RTI):

The Right to Information Act, 2005, is implemented to promote accountability, transparency and efficiency. Apart from receiving off -line RTI applications, NEEPCO is also linked to the online system of RTI request & Appeal Management Information Systems, "RTIMIS" portal. Through this portal, on-line RTI applications are processed. Details of First Appellate Authority, Nodal officer, Public Information Officer (PIO) and Central Public Information Officers (CPIOs), are uploaded in the Corporate website.

RTI Applications received & disposed during FY 2022-23 are shown hereunder:

Compliance to the RTI Act, during the financial year 2022 – 2023	
Number of applications/ appeals received	123
Number of applications/ appeals disposed	113

RISK MANAGEMENT POLICY:

NEEPCO first implemented its Risk Management Policy (RMP) in February, 2016. Thereafter, based on the approval of its Board of Directors (BOD) in the meeting held on 10.05.2019, NEEPCO had first amended the RMP in May'2019. Subsequently, as per the approval of the BOD in its meeting on 26.04.2022, the RMP was further amended in May'2022 pursuant to the Regulation 21 of SEBI (Listing Obligations & Disclosure Requirement) Regulations, 2015; following the resolution of the BOD in its meeting on 04.02.2022 to constitute a Board Level Risk Management Committee (RMC) comprising the Director (Technical), NEEPCO as Chairperson with Director (Projects), NTPC, an Independent Director and the Director (Personnel), NEEPCO, as Members.

ANNEXURE – 1

Form No. AOC - 1
Part "B":
Associates and Joint Ventures
Statement pursuant to Section 129 (3) of the Companies Act, 2013
related to Associate Companies and Joint Ventures

	NAME OF JOINT VENTURES	KSK DIBBIN HYDRO POWER PVT. LTD.
1	Latest unaudited Balance Sheet Date	31.03.2023
2	Shares of Joint Ventures held by the company on the year end	
	No.	2,79,30,000
	Amount of Investment in Joint Venture (In ₹)	27,93,00,000.00
	Extent of Holding %	30%
3	Description of how there is significant influence	Voting Right
4	Reason why the joint venture is not consolidated	CFS prepared as per Ind AS -28
5	Net worth attributable to Shareholding as per latest audited Balance Sheet (In ₹)	107,87,09,750.00
6	Profit / (Loss) for the year (in ₹)	
	i. Considered in Consolidation	(1,86,834.00)
	ii. Not Considered in Consolidation	(4,35,376.00)

1. Names of associate or joint ventures which are yet to commence operations.

KSK DIBBIN HYDRO POWER PRIVATE LIMITED

2. Names of associates or joint ventures which have been liquidated or sold during the year.

Nil

For and on behalf of the Board of Directors

Sd/-
(Gurdeep Singh)
Chairman & Managing Director
DIN: 00307037

Dated: 14-08-2023
Place: New Delhi

Plant / Project	R&R Works/Initiatives
Arunachal Pradesh.	➢ All 98 PAFs have been Resettled and Rehabilitated. ➢ 88 persons from local ST people of Arunachal Pradesh have been recruited in NEEPCO. ➢ Other initiatives and works include construction of village infrastructure, economic rehabilitation through agriculture, horticulture, dairying, poultry etc and training farmers on agricultural activities.
Panyor Lower HPS, Arunachal Pradesh.	➢ Employment to 108 nos. land effected people. ➢ Shifting of 27 families residing in Chun & Rub village to Potin duly developing the new rehabilitation site with water supply, approach road, school building, teacher's quarters and construction of hutments. ➢ Construction of water storage tank and supply line at Rub Village under CSR-CD scheme is in progress. ➢ 7-nos. of families who opted not to go to Potin were given CGI Sheets and they settled at nearby Emchi Village, Left Bank of Panyor River, Yazali, Arunachal Pradesh.
DHPS, Nagaland	➢ Imparted training in 20 modules in 20 villages. ➢ Imparted knowledge in development of micro enterprises for economic opportunities through a system of revolving fund in 20 villages.

FINANCIAL DISCUSSION AND ANALYSIS REPORT

A detailed discussion and analysis on financial statements of North Eastern Electric Power Corporation Ltd (NEEPCO/the Company) is furnished below.

FINANCIAL POSITION

The Balance Sheet items are as discussed under:

1. **Property, Plant & Equipment (PPE), Capital Work-in- Progress, Intangible assets and Intangible assets under development**

The PPE, Capital work-in-progress, Intangible assets and Intangible assets under development of the Company are detailed as under:

₹ *in lakhs*

Particulars	As at March 31		% Change
	2023	2022	
Gross block of Property, Plant & Equipment (PPE) (Note-2)	18,51,396.21	18,19,243.89	1.77%
Net block of Property, Plant & Equipment (PPE), (Note-2)	12,42,505.49	12,91,027.95	-3.76%
Capital work-in-progress (CWIP) (Note-3)	1,14,194.44	61,842.58	84.65%
Gross block of Intangible assets (Note-4)	10,805.47	10,519.66	2.72%
Net block of Intangible assets (Note-4)	8,664.64	9,181.06	-5.62%
Intangible assets under development (Note-4A)	96.00	257.77	-62.76%

During the year, increase in gross block of PPE is ₹ 32,152.32 lakhs (i.e., increased by 1.77%) and decrease in net block is ₹ 48,522.46 lakhs (i.e., decrease by 3.76%) over the previous year and as such, there is no significant increase in gross block. Decrease in PPE net block has resulted from depreciation of assets of the Company accrued during the current financial year, which is more than asset addition in books of NEEPCO during the said year.

CWIP during the current financial year is increased by ₹ 52,351.86 lakhs (i.e., increased by 84.65 %) mainly due Kopili (4 X 50) MW HPS & Khangdong (2 X 25) MW HPS , which are under Renovation & Modernization.

During the year, increase in gross block of Intangible assets is ₹ 285.81 lakhs (i.e., increased by 2.72%) over the previous year is mainly due to capitalization of "Software" relating to ERP/SAP. Further, the Intangible assets under development decreased by ₹ 161.77 lakhs (i.e., decreased by 62.76 %) during the current financial year due to capitalization of "Software" relating to ERP/SAP.

2. Investment in subsidiary & Joint Venture companies (note-5)

(₹ in lakhs)

Particulars	As at March 31	
	2023	2022
Investment in Joint ventures	2793.00	2793.00
Less: Provision	2793.00	2793.00
Total	**Nil**	**Nil**

Investment in the Joint Venture companies as on 31.03.2023 is as under:

(₹ in lakhs)

Name of Company	Amount
KSK Dibbin Hydro Power Pvt Ltd	2793.00
Less: Provision	2793.00
Net	Nil

The Company invested an amount of ₹ 2793.00 lakhs, being 30% shareholding of NEEPCO in the JV Company as per agreement. NEEPCO is under the process of exploring various scopes & opportunities for ensuring viability of M/s KSK Dibbin hydro Power Pvt Ltd, the Joint Venture Company, including engagement of legal expert to protect the Company's (NEEPCO) interest for the investment made. However, considering commercial non-viability of the project in its present form as observed by inter-disciplinary committee of the Company, provision of an equivalent amount has been made in books of NEEPCO.

3. Non-current financial assets (note-6 and note-8)

Non-current financial assets mainly comprise of loans &advance to employees, advance tax refundable, capital advances etc.

(₹ in lakhs)

Particulars	As at March 31		% Change
	2023	2022	
Loan to Employees (Note-6)	28.19	26.16	7.76%
Other non-current assets (Note-8)	18,179.20	18,303.10	-0.68%
Total	**18,207.39**	**18,329.26**	**-0.66%**

Loans to employees includes interest bearing computer advance, interest free furniture advance & multipurpose advance, whereas other Non-Current Assets includes Capital advances which are expected to be realized after a period of 12 months from the Balance Sheet date. It includes Capital advances to contractors (Un-secured), Deferred foreign currency fluctuation assets, Interest accrued on Advances and Advance Tax refundable.

The advance to contractor unsecured, considered good after adjustment of doubtful debts amounts to ₹ 14,783.20 lakhs as compared to the previous year's amount of ₹ 14,920.68 lakhs i.e, an decrease by Rs 137.48 lakhs. Advance Tax refundable has increased by ₹ 64.93 lakhs & stood at ₹ 2343.46 lakhs as on 31st March 2023 as against ₹ 2278.53 lakhs as on 31st March 2022. The said net increase in Advance Tax refundable during the current FY has resulted from accrual of additional refundable tax amounting to ₹398.41 lakh for the AY 2020-21 and reclassification of tax refundable amounting to ₹333.48 lakh for the AY 2014-15 from "Non-current asset" to "Current asset".

4 Current assets (note-9 to note-15)

The current assets as at 31 March 2023 and 31 March 2022 and the changes therein are as follows:

(₹ in lakhs)

Particulars	As at March 31		Year to Year change	
Current assets	**2023**	**2022**	(₹ in lakhs)	**In %**
Inventories (Net of provision) (Note-9)	12,516.05	15,099.24	-2,583.19	-17.11%
Trade receivables (Note-10)	94,429.78	48,776.49	45,653.29	93.60%
Cash & cash equivalents (Note-11)	1,461.34	4,344.49	-2,883.15	-66.36%
Bank balances other than cash and cash equivalents (Note-12)	291.50	1,009.06	-717.56	-71.11%
Others (Note-13)	23,225.20	35,806.83	-12,581.63	-35.14%
Current Tax Assets (Net) (Note- 14)	-969.4	141.2	-1,110.60	-786.54%
Other current assets (Note-15)	3,894.05	3,149.91	744.14	23.62%
Total current assets	**1,34,848.52**	**1,08,327.22**	**26,521.30**	**24.48%**

(a) Inventories (note 9)

Inventories are valued at costs or net realizable value (NRV), whichever is lower. Cost includes cost of purchase, cost of conversion and other costs incurred in bringing the inventories to their present location and condition. Cost is determined using weighted average cost formula and NRV is the estimated selling price in the ordinary course of business less the estimated costs necessary to make the sale.

Physical verification of inventories is done by the management once a year. Inventories were valued at ₹ 12,516.05 lakhs and ₹ 15,099.24 lakhs (net of provision) as on 31st March, 2023 and 31st March, 2022 respectively.

(b) Trade Receivables (note 10)

"Trade receivables" are dues receivable from the beneficiaries for sale of electricity. The Trade Receivables as on 31st March, 2023 were ₹ 94,429.78 lakhs as compared to ₹ 48,776.49 lakhs as on 31st March, 2022, i.e., an increase of 93.60 % during the year. Trade receivables as on 31.03.2023 and 31.03.2022 includes "Unbilled amount" ₹ 44,382.59 lakhs and ₹ 24,930.37 lakhs respectively.

(c) Cash & Cash Equivalents and Bank balances other than Cash & Cash equivalent (note 11 and 12)

It consists of (i) current accounts maintained with the Bank, (ii) Stamps in hand and (iii)Restricted money on the Balance Sheet date. As on 31st March, 2023 and 31st March, 2022, Cash & Cash Equivalents (including Bank balances other than Cash & Cash equivalent) of the Corporation are ₹ 1752.84 lakhs and ₹ 5353.55 lakhs respectively (which includes Restricted money amounting to ₹

291.50 lakhs and ₹ 1009.06 lakhs respectively) and thus a decrease by 67.26% during the year, which has resulted mainly due to the main reason for decrease in balances with bank and reduction in restricted money balance due to settlement of contractor's claim for works executed under DDUGVY scheme of GOI..

(d) Others (note 13)

Others includes balances on account of Account receivables unsecured, considered good), Claim receivables, Contract Assets, Advance to staff and Security deposits expected to be settled within 12 months from the close of the current financial year. As on 31st March, 2023, amount stood at ₹ 23,225.20 lakhs as against ₹ 35,806.83 lakhs on 31st March 2022. There is a net decrease of ₹ 12,581.63 lakhs **(i.e.,** 35.14%) during FY 2022-23 over the previous year due to decrease in Contract Assets by ₹ 8521.62 lakhs, decrease in Claim Receivable by ₹ 3562.67, decrease in advance to staff by ₹ 241.93 lakhs, net decrease in Others by ₹ 255.41 lakhs as

(e) Current Tax Assets (Net) (note 14)

Current Tax Assets (Net) includes Advance Tax refundable, Advance Tax paid including TDS / TCS by *netting-off* Current Tax Liabilities consisting of Current year tax liabilities (including tax liability pertaining to regulatory deferred account balances), adjustment for earlier years and tax on Other Comprehensive Income. NEEPCO's Current Tax Assets (net) as on 31st March, 2023 was ₹ -969.40 lakh as against Current Tax Liabilities ₹ 141.20 lakh as on 31.03.2022.

(f) Other Current Assets (note 15)

Other Current Assets consists of prepaid expenses & insurances, advance to Suppliers & contractor (net of provision), Scrap/obsolete assets (net of provision), scrap/obsolete assets held for disposal (at NRV). NEEPCO's other current assets (net of provision) as on 31st March, 2023 and 31st March, 2022 were ₹ 3894.05 lakhs and ₹ 3149.91 lakhs respectively, i.e., an increase by 23.62%.

5. Regulatory Deferral Accounts Debit Balance - Note-16

Regulatory deferred accounts debit balance (RDA Dr. bal.) as on 31st March 2023 & 31st March 2022 amounts to ₹ 99,295.21 lakhs and ₹ 92,344.55 lakhs respectively, i.e., an increase by 7.53%. Regulatory deferred accounts debit balance consists of Employees benefit expenses for gratuity amounting to ₹ NIL (Previous Year ₹ 4793.47 lakhs), Depreciation - Tuirial Hydro Power Station amounting to ₹ 22,193.30 lakhs (Previous Year ₹ 18,079.69 lakhs), Deferred Tax adjustment against deferred tax liabilities amounting to ₹ 39,930.42 lakhs (Previous Year ₹ 29,387.52 lakhs), Deferred Tax Recoverable amounting to ₹ 37,171.49 (Previous Year ₹ 38,623.96 lakhs) and Exchange Difference on foreign loan amounting to ₹ NIL (Previous Year ₹ 1459.91 lakhs). A summarized report on RDA Dr. bal. is as follows:

(₹ in lakhs)

Particulars	Regulatory deferral Accounts Debit Balances	
	As on 31.03.2023	As on 31.03.2022
A. Opening balance as on 1st April	92,344.55	84,384.08
B. Addition during the year	14,656.51	9,271.29
C. Amount realized/adjustment during the year	-7,705.85	-1,310.82
D. Closing Balance a (A+B+C)	**99,295.21**	**92,344.55**

Amount realized/adjustment during the year amounting to ₹7705.85 lakh relates to recovery of "Employees benefit expenses" amounting to ₹ 4793.47 lakh as allowed by the Central Electricity Regulatory Commission vide their order dated 23.01.2023 in Petition no. 718/MP/2020, realization of materialized deferred tax amounting to ₹1452.47 lakh and reversal of Exchange differences amounting to ₹ 1459.91 lakh.

6. Total Equity (Note- 17 & 18)

The total equity of the Corporation as on 31st March 2023 & as on 31st March 2022 amounts to ₹ 6,58,583.80 lakhs and ₹ 6,55,923.90 lakhs respectively.

(₹ in lakhs)

Particulars	As on 31.03.2023	As on 31.03.2022
Opening balance as on 1 April	6,55,923.90	645,000.69
Profit for the year	39,690.08	21,229.37
Other comprehensive income	(530.18)	(1,306.16)
Interim Dividend for the current year	(35,000.00)	(7,500.00)
Final Dividend for the previous year	(1,500.00)	(1,500.00)
Closing Balance	**6,58,583.80**	**655,923.90**

a) Equity Share Capital (Note 17)

Equity Share Capital of the Corporation as on 31st March 2023 was ₹ 3,60,981.04 lakhs, which is same as on 31st March 2022. NTPC Ltd holds 100% ownership of NEEPCO Ltd as at 31st March 2023 due to acquisition of entire equity stake of the Govt. of India in NEEPCO Ltd through share transfer in pursuant to share purchase agreement dated 25th March 2020.

b) Other Equity (Note 18)

NEEPCO's other equity consists of General reserve, Retained earnings and Bond redemption reserve. The other equity as on 31st March, 2023 was ₹ 2,97,602.76 lakhs as compared to ₹ 2,94,942.86 lakhs as on 31st March, 2022. Category-wise break-up as follows:

₹in lakhs

Particulars	As on 31st March, 2023	As on 31st March, 2022
General Reserve	1,97,691.68	1,97,691.68
Retained Earnings	34,856.91	32,197.01
Bond Redemption Reserve	65,054.17	65,054.17
Total	**2,97,602.76**	**2,94,942.86**

7. Non-current and current liabilities:

Long term borrowings (Note 19 and 21):

Long term borrowing (Principal amount) as at 31 March 2023 and as at 31st March 2022 were ₹ 6,84,525.74 lakhs and ₹ 7,18,899.93 lakhs respectively. Current maturities out of long-term borrowings have been shown under current liabilities. Details of the total long-term borrowings (Principal amount) are as under:

(₹ in lakhs)

Particulars	As on 31st March, 2023	As on 31st March, 2022
Non-current borrowings	5,94,121.62	6,21,476.03
Current maturities (in one year or less) of non-current borrowings	90,371.82	97,333.74
Total long-term borrowings #	**6,84,493.44**	**7,18,809.77**

Includes adjustment for transaction costs on borrowings as per Ind-AS.

A summary of long-term borrowing (Principal amount) outstanding are given below:

(₹ in lakhs)

Particulars	Non-current financial liabilities (note-19)		Current financial liabilities (note-21)		Total borrowings		%
	2023	2022	2023	2022	2023	2022	Change
Secured borrowings							
Bonds	2,96,889.28	3,88,845.26	62,000.00	65,850.00	3,58,889.28	4,54,695.26	-21.07%
Term loan	2,14,800.00	1,40,000.00	21,800.00	17,500.00	2,36,600.00	1,57,500.00	50.22%
Foreign currency loan (ECB)	0.00	5,834.11	0.00	7,774.78	0.00	13,608.89	-100.00%
sub-total	**5,11,689.28**	**5,34,679.37**	**83,800.00**	**91,124.78**	**5,95,489.28**	**6,25,804.15**	-4.84%
Unsecured							
Bonds	19,995.66	19,995.14	-	-	19,995.66	19,995.14	0.00%
Foreign currency Loan (Kfw)	33,311.72	37,677.42	6,571.82	6,208.96	39,883.54	43,886.38	-9.12%
GoI Sub-ordinate loan	29,124.96	29,124.10	-	-	29,124.96	29,124.10	0.00%
Sub-total	**82,432.34**	**86,796.66**	**6,571.82**	**6,208.96**	**89,004.16**	**93,005.62**	-4.30%
Total	**5,94,121.62**	**6,21,476.03**	**90,371.82**	**97,333.74**	**6,84,493.44**	**7,18,809.77**	-4.77%

Lease liabilities (Note 19A and 21A)

In compliance to MCA notification, the Company has adopted Ind AS 116 "Leases" with effect from 01.04.2019 and applied to all lease contracts existing on 1 April 2019 . Consequently, the Company recorded the lease liability at the present value of remaining lease payments discounted at the incremental borrowing rate applicable at the date of initial application.

Details of Lease liabilities are as under:

(₹ in lakhs)

Particulars	As on 31st March, 2023	As on 31st March, 2022
Lease liabilities - Non-current	478.64	438.19
Lease liabilities - Current maturities (in one year or less)	607.67	573.64
Total Lease liabilities – Assets under lease	**1086.31**	**1011.83**

Other non-current Liabilities

(a) Long term Provisions (Note 20):

Long Term Provisions of ₹ 319.12 lakhs as on 31st March, 2023 (previous year ₹ 1881.86 lakhs) include Provisions for Employee Benefits as per actuarial valuation, which are expected to be settled beyond a period of 12 months from the date of Balance Sheet.

(b) Deferred Tax liabilities/(Asset) (Note 7)

Deferred Tax Liabilities (Net) as on 31st March, 2023 amounts to ₹ 98,787.95 lakhs as compared to ₹ 76,633.80 lakhs as on 31st March, 2022. Increase in deferred Tax Liability due to difference in Books depreciation & Tax depreciation by ₹ 17,076.54 lakh, reduction in Unabsorbed depreciation due to realization of Deferred Tax Asset by ₹ 6990.50 lakh and net increase in Others (provisions, leave encashment etc.) by ₹ 1912.89 lakh have resulted in increase in Deferred Tax Liability balance by ₹ 22,154.15 as on 31.03.2023 in comparison to the year ended 31.03.2022.

Other Current Liabilities

(a) Trade Payables (Note 22)

Trade payables include the amounts payable on account of goods purchased or services received in the normal course of business. The trade payables as on 31st March, 2023 were ₹ 19,140.46 lakhs as compared to ₹ 22,156.98 lakhs as on 31st March, 2022. The aforesaid trade payables include amount payable to MSMEs amounting to ₹ 424.75 lakhs as on 31.03.2023 (₹ 496.79 lakhs as on 31.03.2022) and the same were not due for more than 45 (forty-five) days from receipt of claims from the vendors as at Balance Sheet dates of the respective financial years.

(b) Other Financial Liabilities (Note 23)

These include interest accrued but not due on borrowings and other liabilities, like Creditors for Capital expenditure, Amount payable for employee's benefits and Provisions, which are expected to be paid/settled within 12 months from the date of Balance Sheet. Other Financial Liabilities as on 31st March, 2023 amounts to ₹ 62,496.34 lakhs as compared to ₹ 17,100.26 lakhs as on 31st March, 2022. Net increase in other financial liabilities amounts to ₹ 45,396.08 lakh, which includes, Interim Dividend payable for the FY 2022-23 amounting to ₹ 35,000.00 lakh and the same was paid on 13.04.2023.

(c) Other Current Liabilities (Note 24)

These include retention money from contractors & others, advance from beneficiary, advance from REC for DDUGJY SAUBHAGYA schemes, Direct & Indirect Taxes Payables and other statutory dues payable (such as, CPF, LIP, NESS etc.), which are to be paid within 12 months from the date of the Balance Sheet. Other current Liabilities as on 31st March, 2023 amounted to ₹ 19,566.93 lakhs as compared to₹ 17,136.87 lakhs as on 31st March, 2022.

The increase in other current liabilities by 14.18 % was mainly due to increase in advance from beneficiaries.

(d) Provisions (note 25)

Provisions as on 31st March, 2023 was ₹ 18,880.71 lakhs as compared to ₹ 15,607.00 lakhs in the previous FY. Provisions consists of amounts provided towards employees benefits as per actual valuation and include Gratuity Nil (previous year ₹ 1045.58 lakhs), Medical benefit for retired employees ₹ 2477.76 lakhs (previous year ₹ 693.90 lakhs), Leave Encashment ₹ 16,392.78 lakhs (previous year ₹ 13,855.16 lakhs), and other retirement benefits ₹ 10.17 lakhs (previous year ₹ 12.36 lakhs), which are expected to be settled within 12 months from the date of Balance Sheet

8. Other Non- Current Liabilities: Deferred Revenue (Note-26 and 26A)

Deferred revenue consists of two items detailed as under:

(₹Lakhs)

Particulars	As on 31st March, 2023	As on 31st March, 2022
Deferred revenue arising from Government grants		
Current	1592.91	1597.96
Non-Current	21,209.27	22,797.99
Deferred foreign currency fluctuation liabilities	9600.09	6339.74
Total	**32,402.27**	**30,735.69**

Deferred revenue arising from Government Grant

- *Grant from MDONER:*
  As per the Investment Approval sanctioned vide the Ministry of Power's letter no.7/7/2009-H-I dated 14th January'2011, an amount of ₹ 30,000.00 lakh has been sanctioned by the Ministry of Development of North Eastern Region (MDONER) as a part of the approved funding pattern for the Tuirial Hydro Power Station, Mizoram. The total amount of ₹ 300.00 crores are included in Grant in Aid which is subjected to amortization during normative useful life of the project since its commissioning. Amount amortized during the FY 2022-23 amounts ₹ 1584.00 lakhs (Previous year ₹ 1584.00 lakhs). An equivalent amount has been recognized as income in the statement of Profit & Loss during the year.

- *Govt. subordinate loan:*
  Govt. of India has approved a Sub-ordinate loan amounting to ₹ 29,196.42 Lakh to NEEPCO for implementation of Tuirial HPS with interest @1% per annum payable from the "Date of Commercial Operation" of the project. Of the aforesaid loan amount, NEEPCO has received ₹ 29,096.42 lakh till 31.03.2015 and the balance ₹ 100.00 lakh has been received during the FY 2015-16. The loan amount (₹ 29,096.42 lakh) received till 31.03.2015 has been recognized in books of NEEPCO as on 01.04.2015 (Ind AS Transition date) at its carrying value in compliance to the Ind AS 101 (Exception to the retrospective application). However, for the loan amount (₹ 100.00 lakh) received during the FY 2015-16, the benefit of the loan due to below market rate of interest (considered SBI base rate @9.70% effective as on Jun'15) amounting to ₹ 82.64 lakh has been treated as a govt. grant and recognized in the Books of NEEPCO accordingly.

- *Spares out of Grant in Aid:*
  Total value of spares purchased out of "Grant in aid" received from the Central Govt. amounts to ₹ 3659.53 lakh and accordingly, recognized in books of Assam Gas Based. During the current period, repairs & maintenance has been debited and Stock of Spares under "Grant in aid" has been credited by an amount of ₹ 8.91 lakhs (Previous year ₹ 13.96 lakhs). An equivalent amount has been recognized as income in the statement of Profit & Loss during the year.

- *Deferred Foreign Currency Fluctuation liabilities:*
  "Deferred foreign currency fluctuation liability" recognized in books of the Company and balance continued as on 31.03.2023 amounts to ₹ 9600.09 lakhs (Previous year ₹ 6339.74 lakhs) on accounts of FERV relating to foreign loans (ECB from SBI Singapore and Foreign currency loan from KfW, Germany) drawn prior to 01.04.2016.

Result from Operations:

I. Total revenue (Note-27 & Note-28)

(₹ in lakhs)

Sl.	Particulars	FY 2022-23	FY 2021-22	Change
1	Sale of energy	3,49,174.31	2,41,233.75	44.75%
2	Sale of energy through trading	91,844.22	64,842.06	41.64%
3	Revenue from DSM	3,962.75	2,278.42	73.93%
4	Revenue from RRAS	1254.35	256.87	388.32%
5	FERV (Net) from the beneficiaries	467.51	405.38	15.33%
6	NERLDC Fees & other charges from beneficiaries	596.86	474.78	25.71%
7	Deferred revenue – Govt. grant	1,592.90	1,597.96	-0.32%
8	Interest from the beneficiaries	6,762.37	9,595.11	-29.52%
	Revenue from operation	**4,55,655.27**	**3,20,684.33**	**42.09%**
9	Other income	1,408.23	9,512.34	-85.20%
	Total Revenue	**4,57,063.50**	**3,30,196.67**	**38.42%**

Revenue from operation (note 27):

NEEPCO sells electricity to bulk consumers comprising of the state-owned electricity utilities and power departments in the North Eastern Region (NER) (excluding Sikkim) as well as power departments outside NER (from Kameng HPS) under long term Power Purchase Agreements (PPAs) and as per the allocation made by the Ministry of Power for each of the beneficiary States. In addition, the Company resorted to Power trading through M/s NTPC Vidyut Vyapar Nigam Ltd (NVVN) for merchant power generated by Kameng HEP and Surplus power available to the Company on account of Un-requisitioned Energy (URS). Total revenue from operations during 2022-23 was ₹ 4,55,655.27lakhs (previous year ₹ 320684.33 lakhs,) which constitutes 99.69% (previous year 97.12 %) of total income of the Company for the year.

With total installed capacity of 2057 MW, the Company has achieved a generation of 8491.93 MU during the current financial year as compared to total generation of 8120.29 MU during the previous financial year.

Other Income (note 28)

'Other income' mainly comprises interest on bank deposits, delay payment surcharge, provision written back, and miscellaneous receipts.

Other Income was ₹ 1408.23 lakhs during the FY 2022-23 as compared to ₹ 9512.34 lakhs in FY 2021-22. The decrease in other income is mainly due to decrease in Delay payment surcharge (by ₹ 3603.12 lakhs), decrease in Misc. receipts (by ₹ 4769.40 lakhs), Increase in Interest on bank deposits by Rs. 370.84 lakh and decrease (net) for Others by ₹ 102.43 lakh.

II. Expenditure (Note-29 to Note-33)

The total expenditure in FY 2022-23 increased by 32.02 % as compared to the previous year, which is due to increase in Fuel Cost, Employee benefits expenses, other expenses & Depreciation and decrease in Finance cost.

(₹ in lakhs)

Particulars	2022-23	2021-22	Increase/ (Decrease)	Change (%)
Fuel cost (Note 29)	1,47,687.42	63,488.96	84,198.46	132.62%
Employee benefit expense (Note 30)	51,406.14	46,518.08	4,888.06	10.51%
Finance costs (Note 31)	53,667.13	58,198.79	-4,531.66	-7.79%
Depreciation and amortization expense (Note 32)	83,550.16	80,781.94	2,768.22	3.43%
Other expenses (Note 33)	52,902.05	45,824.08	7,077.97	15.45%
Total expenses	**3,89,212.90**	**2,94,811.85**	**94,401.05**	**32.02%**

Fuel Cost

Price of fuel (natural gas) utilized in thermal generating stations of NEEPCO is governed by rate as decided and notified by the Ministry of Petroleum and Natural Gas (MoPNG), Government of India, except for Tripura Gas Based Power Station (TGBPS), for which applicable price is governed by agreement drawn between NEEPCO and ONGC for supply of fuel. Total fuel cost consists of cost of gas and transportation expenses thereon.

Increase in fuel cost during the Current financial year (CY) by ₹ 84,198.46 lakhs over the comparative previous financial year was primarily due to increase in MoPNG governed Domestic Gas Price per MMBTU

increased (avg.) by 212.85% (Apr'22 to Sept'22 @$6.10 & Oct'22 to Mar'23 is @ $8.57 and Apr'21 to Sept'21 @$1.79 & Oct'21 to Mar'22 is @ $2.90).

Expenditure on fuel (gas) constituted 37.95 % of the total expenditure during the CY as against 21.54 % during the PY.

Employees' Remuneration and Benefits

Employees' remuneration and benefits includes salaries and wages, contribution to Provident Fund and other superannuation benefits, leave encashment and Staff welfare expenses. These expenses accounted for 13.21 % of NEEPCO's total expenditure during the year as compared to 15.78 % in the previous year. Increase in employee's expenses during the CY in comparison to the PY by ₹ 4888.06 lakhs is mainly due to the provision made against performance related pay (PRP) in the Current Financial Year.

Finance Costs

NEEPCO's finance costs include interest expenses on borrowings as well as other finance charges, such as, Guarantee fee on foreign loan, Exchange rate fluctuation etc. All borrowings including foreign currency borrowings are denominated in Indian Rupees for accounting purposes.

During the year, finance Cost (revenue account) decreased by 7.79% to ₹ 53,667.13 lakhs from ₹ 58,198.79 lakhs in the previous year. Decrease in Finance cost during the CY in comparison to the PY by ₹ 4531.66 lakhs is mainly due to repayment of Bonds (19th Issue, 14th issue, 13th issue, and 12th issue) and pre-payment of ECB loan. Finance cost accounted for 13.79 % of NEEPCO's total expenditure during the year as compared to 19.74 % in the previous year.

Depreciation

Depreciation is charged on Straight Line Method following the rates & methodology as per the Central Electricity Regulatory Commission (Terms and conditions of Tariff) Regulations 2019 notified on 07th March, 2019 & amendments thereto, except few exceptions as included in approved Accounting Policy of the Company. During the FY 2022-23, depreciation increased by 3.43% to ₹ 83,550.16 lakhs during the current year as against ₹ 80,781.94 lakhs in FY 2021-22. Increase in depreciation during the CY in comparison to the PY by ₹ 2768.22 lakhs is mainly due to assets capitalization during the current year.

Depreciation accounted for 21.47 % of NEEPCO's total expenditure during the year as compared to 27.40 % in the previous year.

Other Expenses

Other expenses (including generation and administration expenses) consists of repair and maintenance of Plant assets, general establishment/administrative expenses, Insurance charges, Trading expenses, NERLDC fees & charges, Corporate Social Responsibility expenses, Security expenses, transport expenses, electricity duties, write offs etc. These expenses represented approximately 13.59% of NEEPCO's total expenditure during the year as compared to 15.54% in FY 2021-22. In absolute terms, these expenses increased by ₹ 7077.97 lakhs (i.e. 15.45 %) over the previous year mainly due to increase in Uniform & Liveries ₹ 1012.02 lakhs, Subscription & membership fees ₹ 214.99 lakhs, Miscellaneous expenses ₹ 759.12 lakhs, EDP Expenses Rs. 512.07 lakhs, RRAS expenses ₹ 3898.44 lakhs, GoI schemes (KUSUM and RTS) ₹ 482.19 lakh and Others (Net) ₹ 199.14 lakhs.

Movement in Regulatory Deferral Accounts Balances (Regulatory Income)

In compliance to Ind AS 114 – Regulatory Deferral Accounts and in line with the Guidance Note on "Accounting of Rate Regulated Activities" issued by the Institute of Chartered Accountants of India,

"Regulatory Assets" has been created and corresponding "Regulatory Income" has been recognized in books of NEEPCO.

During the FY 2022-23, the Company had recognized an amount of ₹ 6950.66 lakhs (previous year ₹ 7960.47 lakhs) as "Movement in Regulatory Deferral Accounts balances" (Net of tax ₹ 5482.47 lakhs and ₹6340.59 lakhs respectively) in the Statement of Profit & Loss as Regulatory income. The said "Regulatory Income" recognized during the CY on account of the following factors:

(i) **Depreciation - Tuirial HEP**

CERC determined Annual Fixed Cost (AFC) of Tuirial Hydro Power Station (THPS) of NEEPCO is in consideration of depreciation @2% in line with the decision of the Public Investment Board (PIB) of the Govt. of India for determining Revised Cost Estimate (RCE) of the generating station (THPS).

The rates and methodology as per the CERC Tariff Regulations based on which depreciation for THPS has been calculated and charged to the Statement of Profit & Loss of NEEPCO for the period under consideration vary from that allowed to recover through tariff as per the CERC order. Due to higher rate of depreciation as per the CERC Tariff Regulations, depreciation charged to the Statement of Profit & loss Account for the first 12 (twelve) years of operation the generating station (THPS) since its "Date of Commercial Operation (COD)" will be more than that of the depreciation recoverable through tariff, which will be reversed in future during its remaining period of normative useful life of the plant from the 13th year of its COD. Accordingly, the lower depreciation realized as "Revenue" for the generating station during the earlier period (till 12th year) of its operation will be recovered/adjusted during its later useful period.

In view of above, the difference of depreciation to the extent recoverable/adjustable in future period has been recognized on an undiscounted basis as "Regulatory deferral account debit balances" by crediting to the "Movement of Regulatory Deferral Account Balances". The difference of depreciation to the extent recoverable/adjustable in future period recognized during the CY on an undiscounted basis amounts to ₹ 4113.61 lakhs (PY ₹ 4117.64 lakhs) as "Regulatory Income".

(ii) **Deferred Tax adjustment against deferred tax liabilities**

Deferred tax accrued during the year on income generated from sale of electricity and further adjustable/reversal in future periods when the related deferred tax liability will form a part of current tax & recoverable from the beneficiaries amounting to ₹ 10542.90 lakhs has been accounted as "Deferred tax adjustment against deferred tax liability" during the CY (₹ 5153.65 lakhs during the PY), which has been recognized as "Regulatory income" and presented as a movement in "Regulatory Deferral Accounts Balance" in Books of the Company.

(iii) **Deferred tax liabilities recoverable from beneficiaries**

As per Regulation 67 of the CERC (Terms and Conditions of Tariff Regulations) 2019, Deferred tax liabilities for the period upto 31st March, 2009 whenever they materialize shall be recoverable directly by the generating companies or transmission licensees from the then beneficiaries or long term customers, as the case may be. Against the balance of ₹ 38623.96 lakhs as on 01.04.2022 on accounts of "Deferred tax recoverable", an amount of ₹ 1452.47 lakh has been materialized during the CY (₹ 1310.82 lakhs during the PY) and accordingly reversed/adjusted.

(iv) **Employees benefit expenses – Gratuity**

In pursuant to the order dated 23.01.2023 issued by the Central Electricity Regulatory Commission (CERC) in Petition no. 718/MP/2020, ₹ 4793.47 lakh relating to recovery of "Employees benefit expenses" has been adjusted based on bills raised on the beneficiaries for realization on the said amount.

(v) **Exchange differences**

Exchange differences amounting to ₹ 1459.91 lakh has been revised during the year in consideration to the single part tariff issued by the CERC for Pare HPS of NEEPCO.

Profit before Tax

The profit of the Company before tax and exceptional items is tabulated below;

(₹ in lakhs)

Particulars	As on 31st March, 2023	As on 31st March, 2022
Total Income	**4,57,063.5**	**3,30,196.67**
less:		
Expenditure related to operations	2,51,995.61	1,55,831.12
Finance cost	53,667.13	58,198.79
Depreciation, amortization and impairment expenses	83,550.16	80,781.94
Profit before tax (Excl. Exceptional items and Movement in Regulatory Deferral Accounts Balances)	**67,850.60**	**35,384.82**

Details of tax provision

(₹ in lakhs)

Particulars	FY 2022-23		
	Current Tax	Deferred Tax	Total
Provision for financial year 2022-23	12,957.03	22,154.15 (net of DTA)	35,111.18
Adjustments for earlier years	0		0
Net provision as per Statement of Profit and Loss	12,957.03	22,154.15 (net of DTA)	35,111.18

(₹ in lakhs)

Particulars	FY 2021-22		
	Current Tax	Deferred Tax	Total
Provision for financial year 2021-22	7296.76	14,819.16 (net of DTA)	22,115.92
Adjustments for earlier years	0.00		0.00
Net provision as per Statement of Profit and Loss	7296.88	14,819.16 (net of DTA)	22,115.92

Profit after tax

The profit of the Company after tax is tabulated below: (₹ in lakhs)

Particulars	FY 2022-23	FY 2021-22
Profit before Tax (Excl. Exceptional items and Movement in regulatory deferral account balances)	67,850.60	35,384.82
Exception items – Income/ (expenses)		0.00
Profit before Tax (Excl. Movement in regulatory deferral account balances)	67,850.6	35,384.82
Add: Movement in regulatory deferral account balances	6950.66	7960.47

Less: Tax expense	35,111.18	22,115.92
Profit after tax	**39,690.08**	**21,229.37**

Other Comprehensive Income

The Other Comprehensive Income (net of tax) for the financial year 2022-23 is (-) ₹ 530.18 lakhs in comparison to (-) ₹ 1306.16 lakhs in the financial year 2021-22 .

Cash flows

Cash & cash equivalents and cash flows on various activities are given below:

(₹ in lakhs)

Particulars	FY 2022-23	FY 2021-22
Opening cash & cash equivalents	**4344.49**	**46.89**
Net cash inflow/ (outflow) from operating activities	1,58,660.02	1,70,869.82
Net cash inflow/ (outflow) from investing activities	(64,068.25)	(50,615.69)
Net cash inflow/ (outflow) from financing activities	(97,474.93)	(1,15,956.53)
Closing cash & cash equivalents	**1,461.33**	**4,344.49**

Statement of Cash flow comprises of cash flow from Operating activities, Investing activities and Financing activities.

NEEPCO's net cash flow from operating activities is ₹ 1,58,660.02 lakhs during the FY 2022-23 as compared to ₹ 1,70,869.82 lakhs in the previous FY. The net cash from operating activities has been arrived at after adjusting the non-cash items viz. Depreciation of ₹ 83,550.16 lakhs, Finance cost of ₹ 52,909.91 lakhs, Movement in Regulatory Deferral Accounts Balances of ₹ 6950.66 lakhs, Foreign exchange gain of ₹ 757.22 lakhs, Loss on de-recognition of assets (net) of ₹ 13.73 lakhs, Provision/write off amounting to ₹ 4852.11 lakhs, Deferred revenue of ₹ 1666.58 lakhs, Provision written back of ₹ 7.77 lakhs, Interest /Investment income of ₹ 526.77 lakhs and Delay payment surcharge amounting to ₹ 545.68 lakhs. Change in Operating Assets and Liabilities had impact of Cash Inflow (net) by ₹ (-)41,560.07 lakhs due to effect of increase/(decrease) in inventories, trade receivables, Other receivables, loans & advances, other financial liabilities & provisions). Income tax payment of ₹ 10300.00 lakhs was also made during the year.

NEEPCO's net cash outflow from investing activities is ₹ 64,068.25 lakhs during the FY 2022-23 as against outflow of ₹ 50,615.69 lakhs in the previous FY. It includes expenditure on Property, plant & equipment ₹ 65,819.50 lakhs, Interest income on investment of ₹ 526.77 lakhs, Realization on disposal of assets ₹ 9.04 lakhs, Realization on accounts of "Delay payment surcharge" amounting to ₹ 497.88 lakhs and Change in Bank balance other than cash and cash equivalents ₹ 717.56 lakhs.

In FY 2022-23, NEEPCO's net cash outflow from financing activities is ₹ 97,474.93 lakhs as against ₹ 1,15,956.53 lakhs for the PY. The Corporation has raised funds of ₹ 95,000.00 lakhs as Term loans from Banks and also effected loan repayment & interest payments to the tune of ₹ 1,32,663.26 lakhs & ₹ 55,282.98 lakhs respectively. During the year the Corporation has paid final dividend for the FY 2021-22 amounting to ₹ 1500.00 lakhs. Further, during the year payment of finance lease obligations amounts to ₹ 728.69 lakhs and net outflow on account of current borrowings is ₹ 2300.00 lakhs.

Off-Balance Sheet Items

Contingent Liabilities:

The components of Contingent Liabilities for the FY 2022-23 and 2021-22 are as follows:

(₹in lakhs)

Particulars	FY 2022-23	FY 2021-22
Claims against the Company not acknowledged as debt in respect of:		

Pending litigation against Capital Works	2,75,242.36	1,61,370.11
Land Compensation cases	2365.00	2806.00
Disputed Income Tax demand	27,614.24	46,889.39
Others	19,239.00	15.00
Total	**3,24,460.60**	**2,11,080.50**

Commitments

(₹ in lakhs)

Particulars	FY 2022-23	FY 2021-22
Estimated amount of contract remaining to be executed on capital contracts and not provided for (net of advances & deposits)	37,718.70	16,030.42

Financial review of Joint Venture Companies

As on 31st March 2022, NEEPCO has one Joint Venture Company as follows:

- KSK Dibbin Hydro Power Private Limited, 8-2-293/82/A/431/A, Road No.22, Jubilee Hills, Hyderabad – 500 033, India

The above Joint Venture (JV) Company are incorporated in India. Consolidated Financial Statements for the year ended 31.03.2023 has been prepared based on the un-audited accounts of the said JV Company using equity method of accounting.

A brief report of financial result on consolidation is given below:

(₹ in lakhs)

Particulars	For the year ended 31st March,2023	For the year ended 31st March,2022
Total revenue	4,57,063.50	3,30,196.67
Total expenses	3,89,212.90	2,94,811.85
Exceptional items – income/ (expenses)	0.00	0.00
Share of Profit/ (loss) of Joint Venture	(1.87)	(0.99)
Profit before Rate regulated activities & Tax	67,848.73	35,383.83
Tax Expenses	33,642.41	20,495.73
Profit before Rate regulated activities	34,206.32	14,888.10
Movement in Rate Regulated Activities (net of Tax)	5482.47	6340.59
Profit / (Loss) for the year	39,688.79	21,228.69
Other comprehensive Income	(530.18)	(1306.16)
Total Comprehensive Income (net of tax)	39,158.61	19,922.53
Total equity	6,58,933.48	6,56,274.87

HUMAN RESOURCES AND HRD

As on 31.03.2023, the Corporation had 1515 numbers of regular employees including 1 (one) Board Level Executive (excluding CVO). Out of which, 666 are Executives, 204 are Supervisors and 644 are Workmen.

Analysis of Age Profile of regular employees and its findings are as under:

Age Group	Total	Percentage of employees
Up-to 30 years	33	2%
31 - 40 years	207	14%
41-50 years	320	21%
51-60 years	957	63%

Superannuation profile in the next 5 (five) years:						
Cadre	**2023-24**	**2024-25**	**2025-26**	**2026-27**	**2027-28**	**TOTAL**
Board Level	-	-	-	-	1	1
Executive	54	51	57	56	47	265
Supervisor	14	29	18	25	13	99
Workmen	31	44	32	44	49	200
TOTAL	**99**	**124**	**107**	**125**	**110**	**565**

The above findings indicate that 63% of manpower in the Corporation are in the age brackets of 51 years and above and about 565 numbers of employees will be superannuating by the year March, 2028. This figure suggests that the attrition rate in the Corporation is high and needs immediate attention.

During the year 2022-23, a total number of 614 employees participated in training and total training man days achieved was 2884.

For and on behalf of the Board of Directors

Sd/-
(Gurdeep Singh)
Chairman & Managing Director
DIN: 00307037

Dated: 14-08-2023
Place: New Delhi

L.K.KEJRIWAL & CO.
CHARTERED ACCOUNTANTS

Emphasis of Matter

We draw attention to the following matters in the Notes to the Standalone Financial Statements :

1. Note No. 2 (v) regarding Capitalization of Rs. 2485.44 lakhs being Capacity Charges on Transmission assets (including interest thereon) billed by PGCIL, for earlier years.
2. Note No. 27(b) read with Significant Accounting Policy 17.1(a)(ii) regarding sale of energy includes Rs. 10045.51 lakhs being the revenue for the year recognized on the basis of provisional rate.

Our opinion is not modified in respect of these matters.

Key Audit Matters

Key audit matters are those matters that, in our professional judgement, were of most significance in our audit of the Standalone Financial Statements of the current period. These matters were addressed in the context of our audit of the Standalone Financial Statements as a whole, and in forming our opinion thereon, and we do not provide a separate opinion on these matters.

We have determined the matters described below as the key audit matters to be communicated in our report.

Sl. No	Key Audit Matter	Addressing the Key Audit Matter
1	**Recognition and Measurement of Revenue from sale of energy** The Company records revenue from sale of energy based on tariff approved by the Central Electricity Regulatory Commission (CERC) and where final tariff is yet to be approved by CERC, provisional revenue is recognized on the basis of provisional rate considering the Annual Fixed Cost submitted before the CERC through tariff petition. Where neither approved tariff is available nor petition is pending with the CERC, sale of energy is accounted for on the basis of tariff as agreed by the beneficiaries. (Refer note no. 27 read with significant accounting policy no. 17.1(a)	**Our Audit Procedure :** We have obtained an understanding of the CERC tariff regulations, orders, circulars, guidelines and the company's internal circulars and procedures in respect of recognition and measurement of revenue from sale of energy comprising of capacity charges and energy charges and adopted the following Audit Procedures : - Evaluated and tested the effectiveness of the company's design of internal controls relating to recognition and measurement of revenue from sale of energy. - Verified the accounting of revenue from sale of energy as well as accounting of provisional revenue from sale of energy based on provisional tariff computed as per the principles adopted by the Company.

508, Ashiana Towers, Exhibition Road, Patna – 800 001
Phone : 0612 – 2322595, 9835096764, email : lkkcoho@gmail.com
Offices at : Bangalore, Guwahati, Muzaffarpur, Surat & New Delhi

L.K.KEJRIWAL & CO.
CHARTERED ACCOUNTANTS

2	**Impairment Assessment of carrying value of Property, Plant & Equipment (PPE)** The Company has a material operational asset base (PPE) relating to generation of electricity and is one of the components for determining the tariff as per the CERC Tariff Regulations, which may be vulnerable to impairment. Carrying value of PPE requires impairment assessment based on the future expected cash flows associated with the Power Plants (Cash Generating Units). (Refer Note No. 50 read with the Significant Accounting Policy No.5)	**Our Audit Procedures :** We have adopted the following Audit Procedure: - Read the Company's Accounting Policies with respect to impairment in accordance with Ind AS 36 "Impairment of Assets". - Performed test of controls over key financial controls related to accounting, valuation and recoverability of assets through inspection of evidence. - Performed substantive audit procedures including : i) Obtained the management's impairment assessment. ii) Evaluated the key assumptions including projected generation, fuel prices, exchange rate, energy prices, post power purchase agreement period and weighted average cost of capital by comparing them with prior years and external data, where available. iii) Obtained and evaluated the sensitivity analysis. - Reliance has been placed on management projections for completion timeline, volume of generation and resultant revenue based on expected tariff there against.
3	**Contingent Liability** There are number of litigations/claims against the company pending before various forums. Claims made against the company are significant and the management's judgement is required for estimating the amount involved and their proper disclosure.	**Our Audit Procedures :** We have obtained the details of cases/disputes/claims pending before various courts/ Arbitrations/ quasi judicial Forums etc. as on 31.03.2023 from the Management along with the latest status and management's assessment for the same.

508, Ashiana Towers, Exhibition Road, Patna – 800 001
Phone : 0612 – 2322595, 9835096764, email : lkkcoho@gmail.com
Offices at : Bangalore, Guwahati, Muzaffarpur, Surat & New Delhi

L.K.KEJRIWAL & CO.
CHARTERED ACCOUNTANTS

	Disclosure of the same involves a significant degree of Management's judgement in interpreting the cases and assessment of the probability of occurrence of the liability which may be subject to Management bias. (Refer note no. 36 to the Standalone Financial Statements.)	We have also obtained the Company's Accounting policy in this regard and their disclosure in notes to the Standalone financial statements for the same. We understood and tested the design and operating effectiveness of control as established by the Management for obtaining all relevant information for pending litigation/ cases. We discussed with Management regarding their basis of assessment and any material development thereto and also possible outcomes of the claims/ disputes.

Information other than the Standalone Financial Statements and Auditors Report thereon

The Company's Board of Directors is responsible for the preparation of other information. The other information comprises the information included in the Management Discussion and Analysis Report, Director's Report including Director's Responsibility Statement, Report of Corporate Governance and other informations included in the Annual Report, but does not include the standalone financial statements and our auditors' report thereon. The Other Information as stated above is expected to be made available to us after the date of this Auditors' Report.

Our opinion on the standalone financial statements does not cover the other information and we do not and will not express any form of assurance conclusion thereon.

In connection with our audit of the standalone financial statements, our responsibility is to read the other information identified above when it becomes available and, in doing so, consider whether the other information is materially in consistent with the standalone financial statements or our knowledge obtained during audit or otherwise appears to be materially misstated.

When we read the Other Information as stated above and if we conclude that there is a material misstatement therein, we are required to communicate the matter to those charged with governance and describe necessary actions required as per applicable laws and regulations.

508, Ashiana Towers, Exhibition Road, Patna – 800 001
Phone : 0612 – 2322595, 9835096764, email : lkkcoho@gmail.com
Offices at : Bangalore, Guwahati, Muzaffarpur, Surat & New Delhi

L.K.KEJRIWAL & CO.
CHARTERED ACCOUNTANTS

Responsibilities of Management and Those charged with Governance for the Standalone Financial Statements

The Company's Board of Directors is responsible for the matters stated in Section 134(5) of the Companies Act, 2013 ('the Act') with respect to the preparation of these Standalone Financial Statements that give a true and fair view of the financial position, financial performance including other comprehensive income, Changes in Equity and the Cash Flows of the Company in accordance with the accounting principles generally accepted in India, including the Indian Accounting Standards (Ind AS) specified under Section 133 of the Act, read with relevant rules issued there under and as per the Electricity Act, 2003 and relevant Central Electricity Regulatory Commission (CERC) regulation and other recognized accounting practices and policies.

This responsibility also includes maintenance of adequate accounting records in accordance with the provisions of the Act for safeguarding the assets of the Company and for preventing and detecting frauds and other irregularities; selection and application of appropriate accounting policies; making judgements and estimates that are reasonable and prudent; and design, implementation and maintenance of adequate internal financial controls, that were operating effectively for ensuring the accuracy and completeness of the accounting records, relevant to the preparation and presentation of the Standalone Financial Statements that give a true and fair view and are free from material misstatement, whether due to fraud or error.

In preparing the Standalone Financial Statements, management is responsible for assessing the Company's ability to continue as a going concern, disclosing, as applicable, matters related to going concern and using the going concern basis of accounting unless management either intends to liquidate the Company or to cease operations, or has no realistic alternative but to do so.

The Board of Directors is also responsible for overseeing the Company's financial reporting process.

Auditors' Responsibilities for the Audit of the Standalone Financial Statements

Our objectives are to obtain reasonable assurance about whether the Standalone Financial Statements as a whole are free from material misstatements, whether due to fraud or error, and to issue an Auditors' Report that includes our opinion. Reasonable assurance is a high level of assurance, but is not a guarantee that an audit conducted in accordance with Standard on Auditing (SAs) will always detect a material misstatement when it exists. Misstatements can arise from fraud or error and are considered material if, individually or in the aggregate, they could reasonably be expected to influence the economic decisions of users taken on the basis of these Standalone Financial Statements.

As part of an Audit in accordance with SAs, we exercise professional judgement and maintain professional skepticism throughout the audit. We also;

508, Ashiana Towers, Exhibition Road, Patna – 800 001
Phone : 0612 – 2322595, 9835096764, email : lkkcoho@gmail.com
Offices at : Bangalore, Guwahati, Muzaffarpur, Surat & New Delhi

L.K.KEJRIWAL & CO.
CHARTERED ACCOUNTANTS

- Identify and assess the risk of material misstatement of the Standalone Financial Statements, whether due to fraud or error, design and perform audit procedures responsive to those risks, and obtain audit evidence that is sufficient and appropriate to provide a basis for our opinion. The risk of not detecting a material misstatement resulting from fraud is higher than for one resulting from error, as fraud may involve collusion, forgery, intentional omissions, misrepresentations, or the override of internal control;

- Obtain an understanding of internal control relevant to the audit in order to design audit procedures that are appropriate in the circumstances. Under section 143(3)(i) of the Act, we are also responsible for expressing our opinion on whether the company has adequate internal financial controls system with reference to financial statements in place and the operating effectiveness of such controls;

- Evaluate the appropriateness of accounting policies used and the reasonableness of accounting estimates and related disclosures made by management;

- Conclude on the appropriateness of management's use of the going concern basis of accounting and, based on the audit evidence obtained, whether a material uncertainty exists related to events or conditions that may cast significant doubt on the company's ability to continue as a going concern. If we conclude that a material uncertainty exists, we are required to draw attention in our Auditors' Report to the related disclosures in the Standalone Financial Statements or, if such disclosures are inadequate, to modify our opinion. Our conclusions are based on the audit evidence obtained up to the date of our Auditors' Report. However, future events or conditions may cause the company to cease to continue as a going concern; and

- Evaluate the overall presentation, structure and content of the Standalone Financial Statements, including the disclosures and whether the Standalone Financial Statements represent the under lying transactions and events in a manner that achieves fair presentation.

  Materiality is the magnitude of misstatements in the Standalone Financial Statements that, individually or in aggregate, makes it probable that the economic decision of a reasonably knowledgeable user of the Standalone Financial Statements may be influenced. We consider quantitative materiality and qualitative factors in

  i) Planning the scope of our audit work and in evaluating the results of our work; and
  ii) To evaluate the effect of any identified misstatements in the Standalone Financial Statements.

  We communicate with those charged with governance regarding, among other matters, the planned scope and timing of the audit and significant audit findings, including any significant deficiencies in internal control that we identify during our audit.

508, Ashiana Towers, Exhibition Road, Patna – 800 001
Phone : 0612 – 2322595, 9835096764, email : lkkcoho@gmail.com
Offices at : Bangalore, Guwahati, Muzaffarpur, Surat & New Delhi

L.K.KEJRIWAL & CO.
CHARTERED ACCOUNTANTS

We also provide those charged with governance with a statement that we have complied with relevant ethical requirements regarding independence, and to communicate with them all relationships and other matters that may reasonably be thought to bear on our independence, and where applicable, related safeguards.

From the matters communicated with those charged with governance, we determine those matters that were of most significance in the audit of the standalone financial statements of the current period and are therefore the key audit matters. We describe these matters in our auditors' report unless law or regulation precludes public disclosure about the matter or when, in extremely rare circumstances, we determine that a matter should not be communicated in our report because the adverse consequences of doing so would reasonably be expected to outweigh the public interest benefits of such communication.

Report on Other Legal and Regulatory Requirements

1. As required by the Companies (Auditor's Report) Order, 2020 ('the Order') issued by the Central Government of India in terms of Section 143(11) of the Act and on the basis of such checks of the books and records of the Company as we considered appropriate and according to the information and explanation given to us, we give in the 'Annexure A' a statement on the matters specified in the paragraphs 3 and 4 of the order, to the extent applicable.

2. As required by section 143(5) of the Act, on the basis of such checks of the books and records of the company as we considered appropriate and according to the information and explanations given to us, we give in the 'Annexure B' a report on the directions issued by the Comptroller and Auditor General of India.

3. As required by section 143(3) of the Act, we report that :

   a) We have sought and obtained all the information and explanations which to the best of our knowledge and belief were necessary for the purposes of our audit.

   b) In our opinion, proper books of account as required by law have been kept by the Company so far as it appears from our examination of those books.

   c) The Balance Sheet, the statement of Profit and Loss (including other comprehensive income), the statement of Changes in Equity and the Statement of Cash Flows dealt with by this report are in agreement with the books of account.

   d) In our opinion, the aforesaid Standalone Financial Statements comply with the Indian Accounting Standards specified under section 133 of the Act.

508, Ashiana Towers, Exhibition Road, Patna – 800 001
Phone : 0612 – 2322595, 9835096764, email : lkkcoho@gmail.com
Offices at : Bangalore, Guwahati, Muzaffarpur, Surat & New Delhi

L.K.KEJRIWAL & CO.
CHARTERED ACCOUNTANTS

e) Being a Government Company, pursuant to the notification no. GSR 463(E) dtd. 5th June 2015 issued by the Ministry of Corporate Affairs, Government of India, provisions of sub sections (2) of section 164 of the Companies Act, 2013 are not applicable to the company.

f) As per notification no. GSR 463 (E) dtd. 5th June 2015 issued by the Ministry of Corporate Affairs, Government of India, section 197 of the Act, as regards managerial remuneration, is not applicable to the Government Companies. Accordingly, reporting in accordance with requirement of provisions of section 197(16) of the Act is not applicable to the company.

g) With respect to the adequacy of the Internal Financial Controls with reference to Standalone Financial Statements of the Company and the operating effectiveness of such controls, refer to our separate report in 'Annexure C'.

h) With respect to the other matters to be included in the Auditors Report in accordance with Rule 11 of the Companies (Audit and Auditors) Rules, 2014, as amended, in our opinion and to the best of our information and according to the explanations given to us;

i) The Company has disclosed the impact of pending litigations on its financial position in its Standalone Financial Statements – refer note no. 36 to the Standalone Financial Statements;

ii) The Company has made provision, as required under the applicable Law or Indian Accounting Standards, for material foreseeable losses, if any, on long term contracts; and

iii) The Company has no case of transferring any amount to the Investor, Education and Protection Fund as per the provisions of the Act.

iv) a) The management has represented that, to the best of its knowledge and belief, no funds have been advanced or loaned or invested (either from borrowed funds or share premium or any other sources or kind of funds) by the Company to or in any other persons or entities, including foreign entities ("Intermediaries"), with the understanding, whether recorded in writing or otherwise, that the Intermediary shall directly or indirectly lend or invest in other persons or entities identified in any manner whatsoever ("Ultimate Beneficiaries") by or on behalf of the Company or provide any guarantee, security or the like to or on behalf of the Ultimate Beneficiaries.

508, Ashiana Towers, Exhibition Road, Patna – 800 001
Phone : 0612 – 2322595, 9835096764, email : lkkcoho@gmail.com
Offices at : Bangalore, Guwahati, Muzaffarpur, Surat & New Delhi

L.K.KEJRIWAL & CO.
CHARTERED ACCOUNTANTS

b) The management has represented, that, to the best of its knowledge and belief, no funds have been received by the Company from any persons or entities, including foreign entities ("Funding Parties"), with the understanding, whether recorded in writing or otherwise, that the Company shall directly or indirectly, lend or invest in other persons or entities identified in any manner whatsoever ("Ultimate Beneficiaries") by or on behalf of the Funding Party, or provide any guarantee, security or the like from or on behalf of the Ultimate Beneficiaries; and

c) Based on such audit procedure as considered reasonable and appropriate in the circumstances, nothing has come to our notice that has caused us to believe that the representations under sub clause (iv)(a) and (iv)(b) above contain any material mis-statement.

i) a) The final dividend for the previous year, declared and paid during the year by the Company is in accordance with Section 123 of the Act, as applicable.

b) The interim dividend declared by the company during the year is in accordance with section 123 of the Act.

j) Proviso to Rule 3(1) of the Companies (Accounts) Rules, 2014 for maintaining books of account using accounting software which has a feature of recording audit trail (edit log) facility is applicable to the Company with effect from April 1, 2023, and accordingly, reporting under Rule 11(g) of the Companies (Audit and Auditors) Rules, 2014 is not applicable for the financial year ended March 31, 2023.

For **L.K.KEJRIWAL & CO.**
Chartered Accountants
Firm Registration No.: 001368C

[Rakesh Sanganeria]
Partner
Membership No. 073232
UDIN : 23073232BGPWJL7791

PLACE : CAMP - DELHI

DATE : 16.05.2023

508, Ashiana Towers, Exhibition Road, Patna – 800 001
Phone : 0612 – 2322595, 9835096764, email : lkkcoho@gmail.com
Offices at : Bangalore, Guwahati, Muzaffarpur, Surat & New Delhi

L.K.KEJRIWAL & CO.
CHARTERED ACCOUNTANTS

Annexure A to the Independent Auditors' Report

(Refer to in Paragraph 1 under "Report on other Legal and Regulatory Requirements" Section of Independent Auditors' Report of even date on the Standalone Financial Statement for the year ended 31st March 2023)

Based on the Audit procedure performed for the purpose of reporting a true and fair view on the Standalone Financial Statement of the Company and taking into consideration the information and explanation given to us and the books of accounts and other records examined by us in the normal course of audit and to the best of our knowledge and belief, we report that;

(I) (a) (A) The Company has generally maintained proper records showing full particulars, including quantitative details and situation of Property, Plant and Equipment. However preparation of detailed PPE Register in ERP SAP is still under progress at some of the units.

(B) The Company has maintained proper records showing full particulars of intangible assets.

(b) There is a regular programme of physical verification of all Property, Plant and Equipment on an annual basis by the management. Though no material discrepancies were noticed on such verification, in our opinion, the details and records maintained in physical verification reports need improvement having regard to the size of the company and the nature of its business.

(c) The title deeds of all the immovable properties (other than properties where the Company is the lessee and the lease agreements are duly executed in favour of the lessee) disclosed in the financial statements are held in the name of the company, except in the following cases :

Description of Property	Gross Carrying value (Rs. in lakhs)	Held in name of	Whether Promoter, Director or their relative or employee	Period held- indicate range where appropriate	Reason for not being held in name of company
183.19 Hectare of land at West Jaintia Hills, Meghalaya, for NEEPCO Project -Kopli Hydro	452.68	Smt. Ibil Dkhar and others (160 nos. of petitioners)	No	10.09.1984	This land is under litigation due to claim lodged by 160 land owners for enhancement

508, Ashiana Towers, Exhibition Road, Patna – 800 001
Phone : 0612 – 2322595, 9835096764, email : lkkcoho@gmail.com
Offices at : Bangalore, Guwahati, Muzaffarpur, Surat & New Delhi

L.K.KEJRIWAL & CO.
CHARTERED ACCOUNTANTS

Power Station -Stage II					of land compensation. The matter is pending with the special Judge (Judicial) West, Jaintia Hills, Meghalaya
Land at Tezu, Arunachal Pradesh	1.28	Not available	Not ascertainable	Not available	Land documents not available
Land and Building of CMD quarter/ Directors Guest House at Laitkore, Shillong	Value of Building – 222.88	Not available	Not ascertainable	Not available	Land documents not available. Land not appearing in Books.

(d) The Company has not revalued its Property, Plant and Equipment (including right to use assets) or intangible assets or both during the year.

(e) As per information and explanation given to us, no proceedings have been initiated or are pending against the Company for holding any Benami Property under the 'Benami Transactions (Prohibition) Act, 1988' and Rules made thereunder.

(II) (a) There is a regular programme of physical verification of inventory on an annual basis. In our opinion, the coverage and procedure of such verification by the management is appropriate and as per information and explanation given to us, discrepancies of 10% or more in the aggregate for each class of inventory were not noticed on such physical verification. However, in our opinion, the details & records maintained in respect of physical verification of inventory needs improvement.

(b) The Company has been sanctioned working capital limits in excess of Rs. 5 crores, in aggregate, from banks or financial institutions on the basis of security of current assets during the year and the quarterly returns or statements filed by the Company with such banks or financial institutions are in agreement with the books of account of the company.

508, Ashiana Towers, Exhibition Road, Patna – 800 001
Phone : 0612 – 2322595, 9835096764, email : lkkcoho@gmail.com
Offices at : Bangalore, Guwahati, Muzaffarpur, Surat & New Delhi

L.K.KEJRIWAL & CO.
CHARTERED ACCOUNTANTS

(III) According to the information and explanations given to us, the company has not, during the year, made investments in, or provided any guarantee or security or granted any loans or advances in the nature of loans, secured or unsecured to companies, firms, limited liability partnerships or any other parties. Accordingly, the provisions of clause (III)(a)(A) and (B), (b),(c), (d),(e) and (f) are not applicable to the company and hence not commented upon.

(IV) The Company has not granted any loans or given any guarantee and security covered under sections 185 and 186 of the Companies Act, 2013. In respect of investment in the Joint Venture Company, the Company has complied with the provisions of sections 185 and 186 of the Companies Act, 2013.

(V) According to the information and explanations given to us, the company has not accepted any deposit or amounts which are deemed to be deposits, covered by sections 73 to 76 or any other relevant provisions of the Companies Act, 2013 and the Rules framed thereunder.

(VI) We have broadly reviewed the accounts and records maintained by the Company pursuant to the Rules made by the Central Government for the maintenance of cost records under sub-section (I) of section 148 of the Companies Act, 2013 read with companies (Cost records and Audit) Rules, 2014, as amended, and we are of the opinion that, prima facie, the prescribed accounts and records have been made and maintained. We have not, however, made detailed examination of the records with a view to determine whether they are accurate and complete.

(VII) (a) According to the information and explanation given to us, Undisputed Statutory dues including Goods and Service tax, Provident Fund, Income tax, Cess and other Statutory dues have generally been regularly deposited with the appropriate authorities, with the exception for those dues, where the last date of payment has either been extended or the payment could not be made due to unavailability of deductee's details in case of payment to Contractors. There are no undisputed dues outstanding as on the last day of the financial year concerned for a period of more than six months from the date they became payable. We have been informed that employees state insurance is not applicable to the company.

(b) The disputed Statutory dues aggregating to Rs.27,614.24 lakhs that have not been deposited on account of matters pending before appropriate authorities as on 31st March 2023 are detailed below :

508, Ashiana Towers, Exhibition Road, Patna – 800 001
Phone : 0612 – 2322595, 9835096764, email : lkkcoho@gmail.com
Offices at : Bangalore, Guwahati, Muzaffarpur, Surat & New Delhi

L.K.KEJRIWAL & CO.
CHARTERED ACCOUNTANTS

Name of the Statute	Nature of dues	Amount (Rs. in lakhs)	Period to which the amount relates (Assessment Year)	Forum where the dispute is pending
Income tax Act, 1961	Income tax	1992.06	2020-21	CIT(Appeal)
Income tax Act, 1961	Income tax	9112.52	2016-17	Appeal sought to be withdrawn by company after Order of High Court, Meghayala. Action from IT authorities awaited.
Income tax Act, 1961	Income tax	11381.61	2015-16	Appeal sought to be withdrawn by company after Order of High Court, Meghayala. Action from IT authorities awaited.
Income tax Act, 1961	Probable tax liability related to DPS	5120.85	2012-13 to 2016-17	High Court, Meghalaya and ITAT, Guwahati.
		27607.04		

The Company also has a disputed Statutory dues under Service Tax for Rs. 7.20 lakhs at CESTAT, Kolkata.

(VIII) As informed, the Company has not surrendered or disclosed as income during the year any transactions not recorded in the books of account in the tax assessments under the Income Tax Act, 1961.

(IX) (a) In our opinion and according to the information and explanations given to us, the company has not defaulted in repayment of loans or other borrowings or in the payment of interest thereon to any lender.

(b) As informed, the company has not been declared a wilful defaulter by any bank or financial institution or other lender.

(c) In our opinion and according to the information and explanations given to us, term loans were applied for the purpose for which the loans were obtained.

(d) As informed and based on our examination of the books and records of the company, funds raised on short term basis have, prima facie, not been utilized for long term purposes during the year.

508, Ashiana Towers, Exhibition Road, Patna – 800 001
Phone : 0612 – 2322595, 9835096764, email : lkkcoho@gmail.com
Offices at : Bangalore, Guwahati, Muzaffarpur, Surat & New Delhi

L.K.KEJRIWAL & CO.
CHARTERED ACCOUNTANTS

(e) As informed and based on our examination of the books and records of the company, the Company has not taken any funds from any entity or person on account of or to meet the obligations of its subsidiaries, associates or Joint Ventures.

(f) As informed and based on our examination of the books and records of the company, the Company has not raised loans during the year on the pledge of securities held in its subsidiaries, Joint Ventures or associate companies.

(X) (a) The Company has not raised money by way of initial public offer or further public offer (including debt instruments) during the year.

(b) The Company has not made any preferential allotment or private placement of shares or convertible debentures (fully, partially or optionally convertible) during the year.

(XI) (a) According to the information and explanations given to us and as represented by the Management, no case of material frauds by the Company or any material fraud on the company has been noticed or reported during the year.

(b) No report under sub-section (12) of section 143 of the Companies Act has been filed by the auditors in Form ADT-4 as prescribed under Rule 13 of Companies (Audit and Auditors) Rules 2014 with the Central Government.

(c) As informed by the Management, the Company has not received any whistle-blower complaints during the year.

(XII) (a) The provisions of clause 3 (XII)(a),(b) & (c) of the Order, for Nidhi Company, are not applicable to the company.

(XIII) In our opinion and according to the information and explanation given to us, The Company has complied with the provisions of Section 177 and 188 of the Companies Act, 2013 w.r.t. transactions with the related parties, wherever applicable. Details of the transactions with the related parties have been disclosed in the Standalone financial statements as required by the applicable Indian Accounting Standards.

(XIV) a) The Company has appointed firms of Chartered Accountants to carry out the internal audit of its units and offices. In our opinion and based on our examination, the company has an internal audit system commensurate with the size and nature of its business.

b) We have considered the reports of the Internal Auditors for the period under audit.

(XV) As informed, the company has not entered into any non-cash transactions with directors or persons connected with them as covered under section 192 of Companies Act, 2013.

(XVI) (a) According to the information and explanation given to us, the company is not required to be registered under section 45-IA of the Reserve Bank of India Act, 1934.

508, Ashiana Towers, Exhibition Road, Patna – 800 001
Phone : 0612 – 2322595, 9835096764, email : lkkcoho@gmail.com
Offices at : Bangalore, Guwahati, Muzaffarpur, Surat & New Delhi

L.K.KEJRIWAL & CO.
CHARTERED ACCOUNTANTS

(b) As informed and on the basis of our examination, the Company has not conducted any Non-Banking Financial or Housing Finance Activities.

(c) According to the information and explanation given to us, the Company is not a Core Investment Company (CIC) as defined under the Regulations by the Reserve Bank of India. Accordingly, provisions of clause 3(XVI) (c) & (d) of the Order are not applicable to the Company.

(XVII) The Company has not incurred cash losses in the Financial Year and in the immediately preceding Financial year.

(XVIII) There has not been any resignation of the statutory auditors during the year.

(XIX) On the basis of the financial ratios, ageing and expected dates of realization of financial assets and payment of financial liabilities, other information accompanying the financial statements, our knowledge of the Board of Directors and management plans, we are of the opinion that no material uncertainty exists as on the date of the audit report that company is capable of meeting its liabilities existing at the date of balance sheet as and when they fall due within a period of one year from the balance sheet date.

(XX) (a) According to the information and explanations given to us, unspent amount in respect of other than ongoing projects, required to be transferred to a Fund specified in Schedule VII to the Companies Act, 2013 within a period of six months of the expiry of the financial year, was so transferred during the financial year 2022-23 in compliance with second proviso to sub-section (5) of section 135 of the said Act.

(b) The Company has transferred amounts remaining unspent under sub section 5 of section 135 of the Companies Act, 2013, pursuant to ongoing projects, to a special account in compliance with the provisions of sub section 6 of section 135 of the said Act.

(XXI) The financial statements of the joint venture company included in the consolidated financial statements of this company are unaudited, hence CARO report of the same is not available. In view of this, we are unable to comment on this clause.

For **L.K.KEJRIWAL & CO.**
Chartered Accountants
Firm Registration No.: 001368C

[Rakesh Sanganeria]
Partner
Membership No. 073232
UDIN : 23073232BGPWJL7791

PLACE: CAMP - DELHI

DATE : 16.05.2023

508, Ashiana Towers, Exhibition Road, Patna – 800 001
Phone : 0612 – 2322595, 9835096764, email : lkkcoho@gmail.com
Offices at : Bangalore, Guwahati, Muzaffarpur, Surat & New Delhi

L.K.KEJRIWAL & CO.
CHARTERED ACCOUNTANTS

Annexure B to the Independent Auditors' Report

(Refered to in Paragraph 2 under 'Report on other Legal and Regulatory Requirements' section of Independent Auditors' Report of even date on the Standalone Financial Statements for the year ended 31st March 2023)

Sl. No.	Directions u/s 143(5) of the Companies Act, 2013	Auditors' reply on action taken on the directions	Impact on financial statement
1.	Whether the Company has system in place to process all the accounting transactions through IT system? If yes, the Implications of processing of Accounting transactions outside IT system on the integrity of the accounts along with the financial implications, if any, may be stated.	During the year, the company has implemented ERP system in all its units including at H.O. However preparation of financial statements, as per requirements of schedule III of Companies Act, 2013, is still being done on old information technology (IT) application system MATFIN. However, it has no material implications on processing of accounting transactions and preparation of financial statements. As informed, ERP SAP s/4 Hana implementation process, including preparation of financial statements, is being done in a phased manner.	No material impact.
2.	Whether there is any restructuring of an existing loan or cases of waiver/ write off of debts/ loans/ interest etc. made by a lender to the Company due to the company's inability to repay the loan? If yes, the financial impact may be stated. Whether such cases are properly accounted for?	Based on our Audit and according to the information and explanations given to us, no such restructuring of existing loan or waiver/ write off of debts/ loans/ interest etc. were made by lender to the Company, due to the Company's inability to repay the loan.	Nil
3.	Whether funds (grants/subsidy etc.) received/ receivable for specific schemes from Central/ State Government or its agencies were properly accounted for/ utilized as per its terms and conditions? List the case of deviation.	Based on our Audit and according to the information and explanations given to us, the Company has accounted for and utilized the funds received for specific schemes from Central/ State Government or its agencies as per its terms and conditions.	Nil

For **L.K.KEJRIWAL & CO.**
Chartered Accountants
Firm Registration No.: 001368C

[Rakesh Sangangria]
Partner
Membership No. 073232
UDIN : 23073232BGPWJL7791

PLACE : CAMP - DELHI

DATE : 16.05.2023

508, Ashiana Towers, Exhibition Road, Patna – 800 001
Phone : 0612 – 2322595, 9835096764, email : lkkcoho@gmail.com
Offices at : Bangalore, Guwahati, Muzaffarpur, Surat & New Delhi

L.K.KEJRIWAL & CO.
CHARTERED ACCOUNTANTS

Annexure C to the Independent Auditors' Report

(Refered to in Paragraph 3(g) under 'Report on other Legal and Regulatory Requirements' section of our Report of even date on the Standalone Financial Statements for the year ended 31st March 2023)

Report on the Internal Financial Controls under section 143(3)(i) of the Companies Act,2013 ("the Act")

We have audited the internal financial controls with reference to Standalone Financial Statements of North Eastern Electric Power Corporation Limited ('the Company') as of 31st March 2023 in conjunction with our audit of the Standalone Financial Statements of the Company for the year ended on that date.

Management's Responsibility for Internal Financial Controls

The Company's Management is responsible for establishing and maintaining internal financial controls with reference to Standalone Financial Statements based on the internal control over financial reporting criteria established by the Company considering the essential components of internal control stated in the Guidance Note on Audit of Internal Financial Controls Over Financial Reporting issued by the Institute of Chartered Accountants of India ('ICAI'). These responsibilities include the design, implementation and maintenance of adequate internal financial controls that were operating effectively for ensuring the orderly and efficient conduct of its business, including adherence to Company's policies, the safeguarding of its assets, the prevention and detection of frauds and errors, the accuracy and completeness of the accounting records, and the timely preparation of reliable financial information, as required under the Companies Act, 2013.

Auditors' Responsibility

Our responsibility is to express an opinion on the Company's internal financial controls with reference to Standalone Financial Statements based on our audit. We conducted our audit in accordance with the Guidance Note on Audit of Internal Financial Controls Over Financial Reporting (the "Guidance Note") and the Standards on Auditing, issued by ICAI and deemed to be prescribed under Section 143 (10) of the Companies Act, 2013, to the extent applicable to an audit of internal financial controls, both applicable to an audit of Internal Financial Controls and, both issued by ICAI. Those Standards and the Guidance Note require that we comply with ethical requirements and plan and perform the audit to obtain reasonable assurance about whether adequate internal financial controls with reference to Standalone Financial Statements was established and maintained and if such controls operated effectively in all material respects.

508, Ashiana Towers, Exhibition Road, Patna – 800 001
Phone : 0612 – 2322595, 9835096764, email : lkkcoho@gmail.com
Offices at : Bangalore, Guwahati, Muzaffarpur, Surat & New Delhi

L.K.KEJRIWAL & CO.
CHARTERED ACCOUNTANTS

Our audit involves performing procedures to obtain audit evidence about the adequacy of the internal financial controls system with reference to Standalone Financial Statements and their operating effectiveness. Our audit of internal financial controls with reference to Standalone Financial Statements included obtaining an understanding of internal financial controls with reference to Standalone Financial Statements, assessing the risk that a material weakness exists, and testing and evaluating the design and operating effectiveness of internal control based on the assessed risk. The procedures selected depend on the auditor's judgement, including the assessment of the risks of material misstatement of the standalone financial statements, whether due to fraud or error.

We believe that the audit evidence we have obtained is sufficient and appropriate to provide a basis for our audit opinion on the Company's internal financial controls system with reference to Standalone Financial Statements.

Meaning of Internal Financial Controls with reference to Standalone Financial Statements

A company's internal financial control with reference to Standalone Financial Statements is a process designed to provide reasonable assurance regarding the reliability of financial reporting and the preparation of standalone financial statements for external purposes in accordance with generally accepted accounting principles. A company's internal financial control with reference to Standalone Financial Statements includes those policies and procedures that (1) pertain to the maintenance of records that, in reasonable detail, accurately and fairly reflect the transactions and dispositions of the assets of the Company ; (2) provide reasonable assurance that transactions are recorded as necessary to permit preparation of standalone financial statements in accordance with generally accepted accounting principles, and that receipts and expenditures of the Company are being made only in accordance with authorizations of the Management and directors of the Company; and (3) provide reasonable assurance regarding prevention or timely detection of unauthorized acquisition, use, or disposition of the Company's assets that could have a material effect on the standalone financial statements.

Inherent Limitations of Internal Financial Controls with reference to Standalone Financial Statements

Because of the inherent limitations of internal financial controls with reference to Standalone Financial Statements, including the possibility of collusion or improper management override of controls, material misstatements due to error or fraud may occur and not be detected. Also, projections of any evaluation of the internal financial controls with reference to Standalone Financial Statements to future periods are subject to the risk that the internal financial control with reference to Standalone Financial Statements may become inadequate because of changes in conditions, or that the degree of compliance with the policies or procedures may deteriorate.

508, Ashiana Towers, Exhibition Road, Patna – 800 001
Phone : 0612 – 2322595, 9835096764, email : lkkcoho@gmail.com
Offices at : Bangalore, Guwahati, Muzaffarpur, Surat & New Delhi

L.K.KEJRIWAL & CO.
CHARTERED ACCOUNTANTS

Opinion

In our opinion, to the best of our information and according to the explanations given to us, the Company has, in all material respects, an adequate internal financial controls with reference to the Standalone Financial Statements in place and such internal financial controls with reference to the Standalone Financial Statements were operating effectively as at 31st March 2023, based on the criteria for internal controls with reference to the Standalone Financial Statements established by the Company considering the components of internal controls stated in the Guidance Note on Audit of Internal Financial Controls over Financial Reporting issued by the ICAI.

For **L.K.KEJRIWAL & CO.**
Chartered Accountants
Firm Registration No.: 001368C

[Rakesh Sanganeria]
Partner
Membership No. 073232
UDIN : 23073232BGPWJL7791

PLACE : CAMP - DELHI

DATE : 16.05.2023

508, Ashiana Towers, Exhibition Road, Patna – 800 001
Phone : 0612 – 2322595, 9835096764, email : lkkcoho@gmail.com
Offices at : Bangalore, Guwahati, Muzaffarpur, Surat & New Delhi

NORTH EASTERN ELECTRIC POWER CORPORATION LIMITED

STANDALONE BALANCE SHEET AS AT 31ST MARCH 2023

(₹ in lakhs)

Sl No.	Particulars	Note No.	As at 31st March 2023	As at 31st March 2022
	ASSETS			
1	**Non-Current assets**			
	(a) Property, Plant and Equipment	2	12,42,505.49	12,91,027.95
	(b) Capital work -in- Progress	3	1,14,194.44	61,842.58
	(c) Intangible assets	4	8,664.64	9,181.06
	(d) Intangible assets under Development	4A	96.00	257.77
	(e) Financial Assets			
	(i) Investment in subsidiary and Joint Venture companies	5	-	-
	(ii) Loans	6	28.19	26.16
	(f) Deferred Tax Asset (Net)	7		
	(g) Other Non-current Assets	8	18,179.20	18,303.10
	Sub total - Non-Current Assets		**13,83,667.96**	**13,80,638.62**
2	**Current assets**			
	a) Inventories	9	12,516.05	15,099.24
	b) Financial Assets			
	(i) Trade receivables	10	94,429.78	48,776.49
	(ii) Cash and Cash equivalents	11	1,461.34	4,344.49
	(iii) Bank balances other than (ii) above	12	291.50	1,009.06
	(iv) Others	13	23,225.20	35,806.83
	c) Current Tax Assets (Net)	14	-	141.20
	d) Other Current Assets	15	3,894.05	3,141.71
	e) Asset Held for Sale	15	-	8.20
	Sub total - Current Assets		**1,35,817.92**	**1,08,327.22**
3	**Regulatory deferral accounts debit balances**	16	99,295.21	92,344.55
	Total Assets (1 + 2 + 3)		**16,18,781.09**	**15,81,310.39**

Sl No.	Particulars	Note No.	As at 31st March 2023	As at 31st March 2022
	EQUITY AND LIABILITIES			
4	**Equity**			
	(a) Equity Share Capital	17	3,60,981.04	3,60,981.04
	(b) Other Equity	18	2,97,602.76	2,94,942.86
	Sub total - Equity		**6,58,583.80**	**6,55,923.90**
	Liabilities			
5	**Non-Current Liabilities**			
	a) Financial Liabilities			
	(i) Borrowings	19	5,94,121.62	6,21,476.03
	(ii) Lease Liabilities	19A	478.64	438.19
	(iii) Trade payables			
	(a) Total outstanding dues of micro enterprises and small entreprises		-	-
	(b) Total outstanding dues of creditors other than micro entreprises and small enterprises		-	-
	b) Long Term Provisions	20	319.12	1,881.86
	c) Deferred tax liabilities (Net)	7	98,787.95	76,633.80
	d) Other Non-Current Liabilities	26	21,209.27	22,797.99
	Sub total Non-Current Liabilities		**7,14,916.60**	**7,23,227.87**
6	**Current liabilities**			
	a) Financial liabilities			
	(i) Borrowings	21	1,12,426.18	1,21,646.17
	(II) Lease Liabilities	21A	607.67	573.64
	(iii) Trade Payables			
	(a) Total outstanding dues of micro enterprises and small entreprises	22	424.75	496.79
	(b) Total outstanding dues of creditors other than micro entreprises and small enterprises		18,715.71	21,660.19
	(iv) Other financial liabilities	23	62,496.34	17,100.26
	b) Other current liabilities	24	19,566.93	17,136.87
	c) Provisions	25	18,880.71	15,607.00
	d) Current Tax Liabilities (Net)	14	969.40	-
	e) Deferred Revenue	26A	11,193.00	7,937.70
	6. Total Current Liabilities		**2,45,280.69**	**2,02,158.62**
7	**Regulatory deferral accounts credit balances**	16		
	Total Equity and Liabilities (4 + 5 + 6 +7)		**16,18,781.09**	**15,81,310.39**

Summary of significant accounting policies - Note no.1

The accompanying notes 1 to 51 form an integral part of these financial statements

In terms of our report of even Date
For L K Kejriwal & Co
Chartered Accountants
F.R.N.001368C

For and on behalf of the Board of Directors

Date: 16-05-2023
Place NEW DELHI

A. P. Rong	B Maharana	Rajeev Kumar Vishnoi	Rakesh Sanganeria
Company Secretary	Director (Finance)-cum-CFO	Chairman & Managing Director	Partner
	DIN: 09263864	DIN: 08534217	Membership No-073232

NORTH EASTERN ELECTRIC POWER CORPORATION LIMITED

STANDALONE STATEMENT OF PROFIT AND LOSS FOR THE YEAR ENDED 31 MARCH 2023

(` In lakhs)

Sl No.	Particulars	Notes	For the Year ended 31st-Mar-2023	For the Year ended 31st-Mar-2022
1	**Income**			
	(a) Revenue from Operations	27	4,55,655.27	3,20,684.33
	(b) Other Income	28	1,408.23	9,512.34
	Total Income (a + b)		**4,57,063.50**	**3,30,196.67**
2	**Expenses**			
	(a) Fuel cost	29	1,47,687.42	63,488.96
	(b) Employee benefits expense	30	51,406.14	46,518.08
	(c) Finance costs	31	53,667.13	58,198.79
	(d) Depreciation and amortization expenses	32	83,550.16	80,781.94
	(e) Other expenses	33	52,902.05	45,824.08
	Total expenses (a+b+c+d+e)		**3,89,212.90**	**2,94,811.85**
3	**Profit / (loss) before exceptional items, Tax and Regulatory deferral accounts balances (1 - 2)**		**67,850.60**	**35,384.82**
4	Exceptional Items - (Income)/expenses			
5	**Profit / (loss) before Tax and Regulatory deferral account balances (3 - 4)**		**67,850.60**	**35,384.82**
6	Tax Expense:			
	(a) Current tax			
	Current year		11,488.84	5,676.88
	Earlier years		-	-
	Total Current Tax		11,488.84	5,676.88
	(b) Deferred tax (Net of DTA)		22,154.15	14,819.16
	Total Tax Expense (a + b)		33,642.99	20,496.04
7	**Profit / (loss) before regulatory deferral account balances (5 - 6)**		**34,207.61**	**14,888.78**
8	Net movement in Regulatory deferral account balances (Net of tax)	37	5,482.47	6,340.59
9	**Profit / (loss) for the year (7 + 8)**		**39,690.08**	**21,229.37**
10	**Other comprehensive income/(expenses)**			
	(a) Items that will not be reclassified to profit or loss			
	(i) Remeasurements of the defined benefit plans		(642.51)	(1,582.77)
	(ii) Others - FV loss adjustment		0.08	0.08
			(642.43)	**(1,582.69)**
	(iii) Less: Income tax relating to items that will not be reclassified to profit or loss		(112.25)	(276.53)
	(b) Items that will be reclassified to profit or loss			
	(i) Income tax relating to items that will be reclassified to profit or loss			
	Total other comprehensive income (net of tax) = (a+ b)		**(530.18)**	**(1,306.16)**
11	**Total comprehensive income for the year (9 + 10)**		**39,159.90**	**19,923.21**
12	Earnings per equity share (Par value ₹ 10 each)	35		
	Basic & Diluted (₹) (Including net movement in regulatory deferral account balances)		1.10	0.59
	Basic & Diluted (₹) (excluding net movement in regulatory deferral account balances)		0.95	0.41

Summary of significant accounting policies - Note no.1

The accompanying notes 1 to 51 form an integral part of these financial statements

In terms of our report of even Date
For L K Kejriwal & Co
Chartered Accountants
F.R.N.001368C

For and on behalf of the Board of Directors

Date: 16-05-2023
Place NEW DELHI

A. R. Rong
Company Secretary

B Maharana
Director (Finance)-cum-CFO
DIN: 09263864

Rajeev Kumar Vishnoi
Chairman & Managing Director
DIN: 08534217

Rakesh Sanganeria
Partner
Membership No-073232

North Eastern Electric Power Co. Shillong

NORTH EASTERN ELECTRIC POWER CORPORATION LIMITED

STANDALONE STATEMENT OF CASH FLOWS FOR THE YEAR ENDED 31ST MARCH 2023

₹ in lakhs

Particulars	For the year ended 31st March 2023		For the year ended 31st March 2022	
A. CASH FLOW FROM OPERATING ACTIVITIES				
Profit before tax		67,850.60		35,384.82
Add: Net Movements in Regulatory deferral account balances (Net of tax)	5,482.47		6,340.59	
Add: Tax on net Movements in Regulatory deferral account balances	1,468.19		1,619.88	
		6,950.66		7,960.47
Profit before tax including movements in regulatory deferral account balances		74,801.26		43,345.29
Adjustment for:				
Depreciation, amortisation and impairement expense	83,550.16		80,781.94	
Provisions/Write off	4,852.11		3,996.80	
Regulatory Deferral account credit balances				
Regulatory Deferral account debit balances	(6,950.66)		(7,960.47)	
Deferred Revenue	1,666.58		(1,597.96)	
Foreign exchange loss/(gain)	757.22		(233.40)	
Finance costs	52,909.91		58,432.19	
Interest/income from term deposits/bonds/ investments	(526.77)		(155.93)	
Provisions Written back	(7.77)		(67.92)	
Profit on de-recognision of property, plant and equipment	(2.93)		(0.07)	
Loss on de-recognision of property, plant and equipment	16.66		71.89	
Delayed Payment Surcharge	(545.68)		(4,148.80)	
		1,35,718.83		1,29,118.27
Operating profit before working capital changes		2,10,520.09		1,72,463.56
Adjustment for:				
Trade Receivables	(45,605.49)		31,947.90	
Inventories	2,583.19		(1,572.91)	
Trade payables, provisions, other financial liabilities and other liabilities	(12,793.77)		(8,838.38)	
Loans, other financial assets and other assets	14,256.00		(15,925.87)	
		(41,560.07)		5,610.74
Cash generated from operations		1,68,960.02		1,78,074.30
Income tax (paid)/refunded		(10,300.00)		(7,204.48)
Net cash from/(used in) operating activities - A		1,58,660.02		1,70,869.82
B. CASH FLOW FROM INVESTING ACTIVITIES				
Purchase of property, plant and equipments & intangible assets	(65,819.50)		(51,866.12)	
Disposal of property, plant and equipments & intangible assets	9.04		1,596.15	
Interest/income on term deposits/bonds/ investment received	526.77		155.93	
Dividend Received	-		-	
Change in Bank balance other than cash and cash equivalents	717.56		(837.82)	
Delayed Payment Surcharge Received	497.88		336.17	
Net cash from/(used in) investing activities - B		(64,068.25)		(50,615.69)

C. CASH FLOW FROM FINANCING ACTIVITIES				
Proceeds from issue of equity instruments of the Company	-		-	
Proceeds from non-current borrowings	95,000.00		60,000.00	
Repayment of non-current borrowings	(1,32,663.26)		(96,387.42)	
Proceeds from current borrowings	(2,300.00)		(12,474.67)	
Payment of finance lease obligations	(728.69)		(715.78)	
Interest paid	(55,282.98)		(57,378.66)	
Dividend paid	(1,500.00)		(9,000.00)	
Tax on Dividend				
Net cash from/(used in) financing activities - C		**(97,474.93)**		**(1,15,956.53)**
Net increase/(decrease) in cash and cash equivalents (A+B+C)		**(2,883.16)**		**4,297.60**
Cash and cash equivalents at the beginning of the year (see Note 1 and 2 below)		4,344.49		46.89
Cash and cash equivalents at the end of the Year (see Note 1 and 2 below)*		1,461.33		4,344.49

* please refer note no. 11

Notes:

1 Cash and Cash equivalent consists of cheques, drafts, stamps in hand, balances with bank, and deposits with original maturity of upto three months.

2 Reconciliation of Cash and Cash Equivalents:
Cash and Cash equivalents as per note no. 11

3 Cash & Cash Equivalent consists of NIL amount against CSR Unspent for the year.

4 Reconciliation between the opening and closing balances in the balance sheet for liabilities arising from financing activities.

For the year ended 31st March 2023 ₹ in lakhs

Particulars	Non-current borrowings**	Finance lease obligation	Current borrowings
Opening balance as at 1st April 2022	7,18,899.93	1,011.83	24,300.00
Cash Flows during the period	95,000.00	(728.69)	(2,300.00)
Principal repayment during the period	(1,32,663.26)		
Non-Cash Changes due to :			
Acquisition under finance lease		803.17	
Variations in exchange rate	3,289.07		
Transaction cost on borrowings	-		
Closing balance as at 31st March 2023	**6,84,525.74**	**1,086.31**	**22,000.00**

For the year ended 31st March 2022 ₹ in lakhs

Particulars	Non-current borrowings**	Finance lease obligation	Current borrowings
Opening balance as at 1st April 2021	7,55,433.34	790.45	36,774.67
Cash Flows during the year	60,000.00	(715.78)	(12,474.67)
Principal repayment during the period	(96,387.42)		
Non-Cash Changes due to :			
Acquisition under finance lease		937.16	
Variations in exchange rate	(145.99)		
Transaction cost on borrowings	-		
Closing balance as at 31st March 2022	**7,18,899.93**	**1,011.83**	**24,300.00**

** Includes current maturity of long term borrowings

In terms of our report of even Date
For L K Kejriwal & Co
Chartered Accountants
F.R.N.001368C

For and on behalf of the Board of Directors

Date: 16-05-2023
Place NEW DELHI

A. P. Rong
Company Secretary

B Maharana
Director (Finance)-cum-CFO
DIN: 09263864

Rajeev Kumar Vishnoi
Chairman & Managing Director
DIN: 08534217

Rakesh Sangaderia
Partner
Membership No- 073232

North Eastern Electric Power Corporation Ltd. New Delhi

Eastern Electric Power Corporation Ltd. Shillong

NORTH EASTERN ELECTRIC POWER CORPORATION LIMITED

Standalone Statement of Changes in Equity for the year 31th March 2023

(A) Equity Share Capital

For the year ended 31st March 2023 (₹ in lakhs)

Particulars	Amount
Balance as at 1st April 2022	3,60,981.04
Changes in equity share capital due to prior period errors	-
Restated balance at the beginning of the current reporting period	-
Changes in equity share capital during the year	-
Balance as at 31st March 2023	3,60,981.04

For the year ended 31st March 2022 (₹ in lakhs)

Particulars	Amount
Balance as at 1st April 2021	3,60,981.04
Changes in equity share capital due to prior period errors	-
Restated balance at the beginning of the current reporting period	-
Changes in equity share capital during the year	-
Balance as at 31st March 2022	3,60,981.04

(B) Other Equity

For the year ended 31st March 23 (₹ in lakhs)

Particulars	Reserve & Surplus			Total
	Bonds redemption reserve	General Reserve	Retained Earnings	
Balance as at 1st April 2022	65,054.17	1,97,691.68	32,197.01	2,94,942.86
Changes in other equity due to changes in accounting policies or prior period errors	-	-	-	-
Restated balance at the beginning of the current reporting period	-	-	-	-
Profit for the period	-	-	39,690.08	39,690.08
Other Comprehensive Income	-	-	(530.18)	(530.18)
Total Comprehensive Income	-		39,159.90	39,159.90
Final Dividend paid for FY 2021-22			(1,500.00)	(1,500.00)
Tax on Final Dividend				-
Interim dividend for the FY 2022-23			(35,000.00)	(35,000.00)
Interim dividend paid for the FY 2022-23				-
Tax on Interim Dividend				-
Balance as at 31st March 2023	65,054.17	1,97,691.68	34,856.91	2,97,602.76

For the year ended 31st March 22 (₹ in lakhs)

Particulars	Reserve & Surplus			Total
	Bonds redemption reserve	General Reserve	Retained Earnings	
Balance as at 1st April 2021	65,054.17	1,97,691.68	21,273.80	2,84,019.65
Changes in other equity due to changes in accounting policies or prior period errors	-	-	-	-
Restated balance at the beginning of the current reporting period	-	-	-	-
Profit for the period	-	-	21,229.37	21,229.37
Other Comprehensive Income	-	-	(1,306.16)	(1,306.16)
Total Comprehensive Income	-	-	19,923.21	19,923.21
Final Dividend paid for FY 2020-21		-	(1,500.00)	(1,500.00)
Tax on Final Dividend				-
Interim dividend paid for the FY 2021-22			(7,500.00)	(7,500.00)
Tax on Interim Dividend				
Balance as at 31st March 2022	65,054.17	1,97,691.68	32,197.01	2,94,942.86

Date: 16-05-2023
Place NEW DELHI

For and on behalf of the Board of Directors

A. P. Rong
Company Secretary

B Maharana
Director (Finance)-cum-CFO
DIN: 09263864

Rajeev Kumar Vishnoi
Chairman & Managing Director
DIN: 08534217

In terms of our report of even Date
For L K Kejriwal & Co
Chartered Accountants
F.R.N.001368C

Rakesh Sanganeria
Partner
Membership No-073232

NOTE NO. 1: SIGNIFICANT ACCOUNTING POLICIES 2022-23

A. Corporate Information

North Eastern Electric Power Corporation Limited ("NEEPCO Ltd." / "the Company") is a leading power utility, primarily operating in the North-Eastern Region of India. NEEPCO Ltd, a Central Public Sector Enterprise (CPSE), is a wholly owned Subsidiary of NTPC Ltd and it is conferred with the Schedule A-Miniratna Category-I CPSE status by the Government of India. The address of the Company's registered office is Brookland Compound, Lower New Colony, Laitumkhrah, Shillong 793003, Meghalaya. Authorised Capital of the Company is ₹ 5000 crore. The Company has its 12 (twelve) generating stations, which are under operation [except theree generating stations of Kopili HPS, namely, Kopili (4 X 50 MW) power station, Khangdong Stage I (2 X 25 MW) Power Station and Khangdong Stage II (1 X 25 MW) Power Station, which are under Repairing/Reconstruction Renovation and Modernisation] with 8 (eight) hydro, 3 (three) thermal and 1(one) solar power generating stations. Present installed capacity of the company is 2057 MW.

NEEPCO Ltd has its debt (Bond XI Issue to XXIII issue) listed with Bombay Stock Exchange (BSE).

B. Basis of preparation

I. Statement of Compliance

The financial statements of the Company have been prepared in accordance with the relevant provisions of the Companies Act, 2013, Indian Accounting Standards (herein after referred to as "Ind-AS") as notified by the Ministry of Corporate Affairs pursuant to the section 133 of the Companies Act, 2013 read with Rule 3 of the Companies (Indian Accounting Standards) Rules 2015, Companies (Indian Accounting Standards) Amendment Rules 2016 and the provisions of the Electricity Act, 2003 to the extent applicable.

The Company has adopted all the applicable Ind ASs and such adoption was carried out in accordance with Accounting Principles generally accepted in India as prescribe in section 133 of the Act, read with Rule 7 of the Companies (Accounting) Rules 2014,

II. Basis of measurement

The financial statements have been prepared on historical cost basis, except

- Certain financial instruments that are measured at fair value;
- Assets held for sale – measured at fair value less cost to sell;
- Plan assets of defined employees benefit plans;

Historical cost is generally based on the fair value of the consideration given in exchange for goods and services.

Income and Expenses are accounted for on Mercantile Basis, except otherwise stated and disclosed accordingly.

III. Functional and presentation currency

These financial statements are presented in Indian Rupee (INR), which is the Company's functional currency. All financial information presented in INR has been rounded off to the nearest Lakh (upto two decimals) for the Company, except as stated otherwise.

IV. Current and Non-current classification

All assets and liabilities have been classified as current or non-current as per Company's operating cycle and other criteria set out in Schedule-III of the Companies Act 2013. Based on the nature of business, the Company has ascertained its operating cycle as 12 months for the purpose of Current or noncurrent classification of assets and liabilities.

Deferred tax assets and Deferred tax liabilities are classified as non-current.

V. Use of estimates and management judgments

The preparation of financial statements requires management to make judgments, estimates and assumptions in the application of accounting policies that affect the reported amounts of assets, liabilities, disclosure of contingent assets and liabilities at the date of financial statements and reported amount of income and expenses during the period. Actual results may differ from those estimates.

Continuous evaluation is done on the estimation and judgments based on historical experience and other factors, including expectations of future events that are believed to be reasonable. Revisions to accounting estimates are recognised in the financial statements prospectively and if material, their effects are disclosed in the notes to the financial statements.

Key sources of estimation uncertainty at the reporting date, which may cause a material adjustment to the carrying amounts of assets and liabilities for future years are provided in Note-D.

VI. Investment in Joint Venture

A joint venture is a joint arrangement whereby the parties that have joint control of the arrangement have rights to the net assets of the joint arrangement. Joint control is the contractually agreed sharing of control of an arrangement, which exists only when decisions about the relevant activities require unanimous consent of the parties sharing control.

The investment in joint venture is carried at cost, which comprises of price paid to acquire investment and directly attributable cost, less impairment, if any.

C. Summary of Significant Accounting Policies

1. Property, plant and equipment

1.1 An item of PPE is recognized as an asset if it is probable that future economic benefits associated with the item will flow to the Company and the cost of the item can be measured reliably.

1.2 Property, plant and equipment held for use in the production and transmission of power, or for administrative purposes, are stated in the balance sheet at cost, less accumulated depreciation/amortization and impairment loss, if any.

1.3 Auxiliaries which are not separately identifiable, but are common to more than one power generating unit are capitalised in the ratio of their respective installed capacity.

1.4 PPE are initially measured at cost of acquisition/construction including decommissioning or restoration cost, if any, wherever required. The cost includes expenditure that is directly attributable to the acquisition/construction of the asset. In cases where final settlement of bills with contractors is pending, but the asset is complete and ready for use, capitalization is done on provisional basis subject to necessary adjustments in the year of final settlement.

1.5 The expenditure incurred on start-up and commissioning of the project, including the expenditure incurred on trial/test runs and experimental production is capitalized as an indirect element of the construction cost. However, after commencement of commercial operation, the expenditure incurred is charged to Revenue expenditure, even if the contract stipulation provides for final taking over of the plant after successful commissioning of the plant.

1.6 Subsequent expenditure on major maintenance or repairs includes the cost of the replacement of parts of assets and major overhaul costs. Where an asset or part of an asset is replaced and it is probable that future economic benefits associated with the item will be available to the Company, the expenditure is capitalized and the carrying amount of the item replaced is derecognized. If it is not practicable to determine the carrying amount of the replaced part, the company uses the cost of the replacement as an indication of what the cost of replaced part was at the time it was acquired or constructed.Similarly, overhaul costs associated with major maintenance are capitalized.

1.7 Standby equipment and servicing equipment which meet the recognition criteria of Property, Plant and Equipment are capitalized.

1.8 Assets over which the Company has control, though created on land not belonging to the Company are included under Property, Plant and Equipment.

1.9 Payments made/ liabilities created provisionally towards compensation, rehabilitation and other expenses relatable to land in possession are treated as cost of land.

1.10 Spare parts procured along-with the Plant & Machinery as well as procured subsequently which meets the recognition criteria are capitalized. Other machinery spares are treated as "stores & spares" forming part of the inventory.

1.11 Cost of mobile handsets are recognised as revenue expenditure.

1.12 An item of property, plant and equipment is derecognized upon disposal or when no future economic benefits are expected to arise from the continued use of the asset. Any gain or loss arising on the disposal or retirement of an item of property, plant and equipment is determined as the difference between the sale proceeds and the carrying amount of the asset and is recognized in profit & loss or IEDC, as the case may be.

2. Capital work-in-progress

2.1 Expenditure incurred on assets under construction is carried at cost under Capital work in Progress. Such costs comprises purchase price of asset including all taxes/duties and other costs that are directly attributable to bringing the asset to the location and condition necessary for it to be capable of operating in the manner intended by management. Such properties are classified to the appropriate categories of property, plant and equipment when completed and ready for intended use.

2.2 Cost directly attributable to projects under construction include costs of employee benefits, expenditure in relation to survey and investigation activities of the projects, cost of site preparation, initial delivery and handling charges, installation and assembly costs, professional fees, expenditure on maintenance and up-gradation etc. of common public facilities, depreciation on assets used in construction of project, interest during construction and other costs including administrative and general overhead costs, if attributable to construction of projects. Such costs are accumulated under "Capital works in progress" and subsequently allocated on systematic basis over major immovable assets. For projects under construction, the project specific IEDC is allocated to its qualifying assets at the time of capitalisation on the basis of Cost Estimate/Completion Cost of the project.

2.3 Capital expenditure incurred to create facilities, over which the Company does not have control and creation of which is essential for construction of the project is carried on under :Capital works in progress" and subsequently allocated on systematic basis over major immovable assets, other than land and infrastructure facilities on commissioning of projects.

2.4 Expenditure against "Deposit works" is accounted for on the basis of statement of accounts received the concerned agency and acceptance by the Company.

2.5 Common expenditure of a project, which is partially in operation and partially under construction, is being apportioned on the basis of the installed capacity.

2.6 Share of Corporate office and Guwahati office expenditures relating to construction activities are allocated/apportioned to the projects under construction on the basis of accretion to CWIP.

2.7 In case of abandonment/suspension/discontinuation of project, the expenditure in relation to the same is expensed/charged off in the year of such decision.

3. Intangible Assets

3.1 An intangible asset is recognized if and only if it is probable that the expected future economic benefit that are attributable to the assets will flow to the Company and the cost of the asset can be measured reliably.

3.2 Intangible assets acquired separately are measured on initial recognition at cost. Such assets are capitalized when the assets are ready for its intended use. After initial recognition, intangible assets are carried at cost less accumulated amortization and impairment losses, if any.

3.3 Computer software (not being an integral part of the related hardware) acquired for internal use, is stated at cost of acquisition less accumulated amortization and impairment losses, if any.

3.4 Land taken for use from State Government (without transfer of title) and expenses on relief and rehabilitation as also on creation of alternate facilities for land evacuees or in lieu of existing facilities coming under submergence and where construction of such alternate facilities is a specific pre-condition for the acquisition of the land for the purpose of the project, are accounted for under "Land-Right to use."

3.5 Intangible assets not ready for its intended use as on the date of balance-sheet are disclosed as "Intangible assets under development".

4. Depreciation and amortization:

Depreciation is charged as per Electricity Act, 2003 on straight line method following the rates and methodology notified by the Central Electricity Regulatory Commission constituted under the Act except the followings:

i. IT equipment (Personal Computers and Laptops including Peripherals) are depreciated in a period of three years.

ii. Computer software is amortised on straight-line method over a period of legal right to use or 03 (three) years, whichever is less. The amortisation period and the amortisation method of intangible assets with a finite useful life is reviewed at each financial year and adjusted prospectively, whereever required.

iii. "Land-right to use" is fully amortized over the period of useful life of the project, from its "Date of commercial operation".

iv. Leasehold Lands are amortised over the period of lease or useful life of the project, whichever is lower, from its "Date of commercial operation". Leasehold Land, in case of administrative offices, are amortised over the lease period.

v. Where the cost of depreciable assets has undergone a change due to increase/decrease in long term liabilities on account of exchange fluctuation, price adjustment, settlement of arbitration/court cases, changes in duties and similar factors, the unamortized balances of such assets is depreciated prospectively over the residual life of such asset at the rate and methodology notified by the CERC regulations.

vi. Cost of major repairing and overhauls are depreciated over their useful lives where it is probable that future economic benefits will be available.

vii. Spares parts procured along with the Plant & Machinery or subsequently which are capitalized and added in the carrying amount of such item are depreciated over the residual useful life of the related plant and machinery at the rates and methodology notified by CERC.

viii. Assets/procured installed, whose individual cost is Rs. 5000/- or less but more than Rs. 750/- (hereinafter is called Assets of minor value) are depreciated during a period of 12 month leaving a nominal balance of Rs. 1/- only.

ix. Low value items, which are in the nature of the assets (excluding immovable assets) and value up to Rs. 750/- are not capitalized and charged off to revenue during the year.

x. Depreciation of an asset ceases at the earlier of the date that the asset is classified as held for sale(or included in a disposal group that is classified as asset held for sale) in accordance with Ind AS 105 and the date that the asset is de-recognised.

xi. Depreciation of Corporate/Administrative office assets and general assets of projects under construction are charged following the rates notified vide CERC tariff regulations.

North Eastern Electric Power Corporation Limited Shillong

5. Impairment of assets

5.1 At the end of each reporting period, the Company reviews the carrying amounts of its tangible assets to determine whether there is indication that those assets may suffer an impairment loss. If any such indication exists, the recoverable amount (i.e., higher of its fair value less cost to sell and the value-in-use) is determined on individual asset basis unless the asset does not generate cash flows that are largely independent of those from other assets. In such cases, the recoverable amount is determined for the cash generating unit (CGU) to which the asset belongs.

5.2 If the recoverable amount of an asset (or CGU) is estimated to be less than its carrying amount, the carrying amount of the asset (or CGU) is reduced to its recoverable amount and the difference between the carrying amount and recoverable amount is recognised as impairment loss in the statement of profit & loss.

5.3 Impairment losses recognised in prior periods are assessed at each reporting date for any indications that the loss has decreased or no longer exits. An impairment loss is reversed if there has been a change in the estimated recoverable amount. An impairment loss is reversed only to the extent that the asset's carrying amount does not exceed the carrying amount that would have been determined, net of depreciation or amortisation, if no impairment loss has been recognised.

6. Regulatory deferral accounts

6.1 Expenses/income recognized in the Statement of Profit & Loss to the extent recoverable from or payable to the beneficiaries is subsequent period as per CERC tariff Regulations are recognized as "Regulatory Deferral Account Balances".

6.2 Regulatory deferral account balances are adjusted from the year in which the same become recoverable from or payable to the beneficiaries.

6.3 Regulatory Deferral Account Balances are evaluated at each Balance Sheet Date to ensure that the underlying activities meet the recognition criteria and it is probable that future economic benefits associated with such balances will flow to the entity. If it is no longer probable that future economic benefit associated with such balances will flow to the Company, such balances are de-recognized.

6.4 Regulatory deferral Account Balances are tested for impairment at each Balance sheet date.

7. Foreign Currency Transaction

7.1 Items included in the financial statements are measured using the currency of the primary economic environment in which the Company operates.

7.2 In preparing the financial statements transactions in currencies other than the entity's functional currency are recognized at the rates of exchange prevailing at the dates of the transactions. At the end of each reporting period, monetary items denominated in foreign currencies are translated at the rates prevailing at that date.

7.3 Exchange differences on foreign currency borrowings relating to Asset under Constructions for future productive use are included in the cost of those assets when they are regarded as an adjustment to interest cost on those foreign currency borrowings as per the requirements of Ind AS 23.

7.4 Exchange differences on monetary items are recognized in the statement of profit and loss/IEDC, as the case may be, in the period in which they arise.

7.5 Monetary assets and liabilities denominated in foreign currencies are translated at the functional currency spot rates of exchange at the reporting date. Exchange differences arising out on settlement or translation of monetary items are recognized in the profit or loss in the year in which it arises with the exception that exchange differences on long term monetary items related to acquisition of property, plant and equipment recognized up to 31-03-2016 are adjusted to the carrying cost of property, plant and equipment.

7.6 In accordance with the CERC tariff regulations, every generating company shall recover the foreign exchange rate variation on year-to-year basis as income or expense in the period in which it arises, i.e., the Company can recover the foreign exchange rate variation on actual basis when foreign currency loan is repaid after commercial operation date (COD).

8. Provisions, Contingent Liabilities and Contingent Assets

8.1: A provision is recognized if, as a result of a past event, the Company has a present legal or constructive obligation that can be estimated reliably, and it is probable that an outflow of economic benefits will be required to settle the obligation. If the effect of the time value of money is material, provisions are determined by discounting the expected future cash flows at a pre-tax rate that reflects current market assessments of the time value of money and the risks specific to the liability. When discounting is used, the increase in the provision due to the passage of time is recognized as a finance cost.

8.2: The amount recognized as a provision is the best estimate of the consideration required to settle the present obligation at reporting date, taking into account the risks and uncertainties surrounding the obligation.

8.3: When some or all of the economic benefits required to settle a provision are expected to be recovered from a third party, the receivable is recognized as an asset if it is virtually certain that reimbursement will be received and the amount of the receivable can be measured reliably. The expense relating to a provision is presented in the statement of profit and loss net of reimbursement, if any.

8.4: Contingent liabilities are possible obligations that arise from past events and whose existence will only be confirmed by the occurrence or non-occurrence of one or more future events not wholly within the control of the Company. Where it is not probable that an outflow of economic benefits will be required, or the amount cannot be estimated reliably, the obligation is disclosed as a contingent liability, unless the probability of outflow of economic benefits is remote. Contingent liabilities are disclosed on the basis of judgment of the management/independent experts. These are reviewed at each balance sheet date and are adjusted to reflect the current management estimate.

8.5: Contingent assets are possible assets that arise from past events and whose existence will be confirmed only by the occurrence or non-occurrence of one or more uncertain future events not wholly within the control of the Company. Contingent assets are disclosed in the financial statements when inflow of economic benefits is probable on the basis of judgment of management. These are assessed continually to ensure that developments are appropriately reflected in the financial statements.

8.6: Present obligations arising under onerous contracts are recognised and measured as provisions. An onerous contract is considered to exist where the Company has a contract under which the unavoidable costs of meeting the obligations under the contract exceed the economic benefits expected to be received from the contract.

9. Leases

9.1 The determination of whether an arrangement is (or contains) a lease is based on the substance of the arrangement at the inception of the lease.

9.2 Leases are classified as finance leases whenever the terms of the lease transfers substantially all the risks and rewards incidental to the ownership of an asset to the lessee. Such finance leases are generally capitalised at the lease's inception at the fair value of the leased property which equals the transaction price. All other leases are classified as operating leases.

9.3 In compliance to MCA notification, the Company has adopted Ind AS 116 "Leases" with effect from 01.04.2019 and applied to all lease contracts existing on 1 April 2019 . Consequently, the Company recorded the lease liability at the present value of remaining lease payments discounted at the incremental borrowing rate applicable at the date of initial application and the right of use assets at its carrying amount, discounted at the Company's incremental borrowing rate at the date of initial application.

10. Inventories

10.1 Inventories mainly comprise of stores and spare parts to be used for operation and maintenance of Property, Plant and Equipment.

10.2 Inventories are valued at costs or net realizable value (NRV), whichever is lower. Cost includes cost of purchase, cost of conversion and other costs incurred in bringing the inventories to their present location and condition. Cost is determined using weighted average cost formula and NRV is the estimated selling price in the ordinary course of business less the estimated costs necessary to make the sale.

10.3 Value of scrap is adjusted in the account as & when sold/disposed-off and profit/loss, if any, is recognized in accounts in the year of sell/disposal.

11. Trade receivable

11.1 Trade receivables are amounts due from customers for goods sold or services performed in the ordinary course of business. If collection is expected to be made within a period of 12 months or less from the reporting date, they are classified as current assets otherwise as non-current assets. Trade receivables are measured at their transaction price.

11.2 As the entire sales are made to State Govt. utilities as well as power trading companies, the Company is not providing for allowance for expected credit loss.

11.3 Trade Receivable represents the Company's right to an amount of Consideration that is unconditional (i.e. only the passage of time is required before payment of the Consideration is due)

12. Financial Instruments

12.1 Financial assets and liabilities are recognized when the Company becomes a party to the contractual provisions of the instrument. Financial assets and liabilities are initially measured at fair value. Transaction cost that are directly attributable to the acquisition or issue of financial assets and financial liabilities (other than financial assets and financial liabilities at fair value through profit or loss) are added to or deducted from the fair value measured on initial recognition of financial asset or financial liabilities.

12.2 Other Financial Assets (Contract Assets)

Accounts Receivables is the right to consideration in exchange for goods or services, transferred to the Customer. If the Company performs by transferring the goods or services to a Customer before the Customer pays consideration or payment is due, Accounts Receivables (in the nature of Contract Asset) is recognised for the Earned Consideration that is conditional.

Financial assets comprises of investments in joint venture, advances to employees, trade receivables, cash and cash equivalents, claims recoverable, security deposits etc.

i. Cash or Cash Equivalents:

The Company considers all short term Bank deposits, which are readily convertible in to known amounts of cash that are subject to an insignificant risk of change in value and having original maturities of three months or less from the date of purchase, to be cash equivalents. Cash and cash equivalents consists of balances with banks which are unrestricted for withdrawal and usage in the balance sheet, bank overdrafts are shown within borrowings in current liabilities.

ii. Financial assets at amortized cost:

Financial assets which are initially measured at cost are subsequently measured at amortized costs if these financial assets are held within a business model whose objective is to hold these assets in order to collect contractual cash flows and the contractual terms of the financial assets give rise on specified dates to cash flows that are solely payments of principal and interest on the principal amount outstanding.

iii. Financial assets at Fair value through Other Comprehensive Income (OCI)

Financial assets are measured at fair value through other comprehensive income if these financial assets are held within a business model whose objective is achieved by both collecting contractual cash flows and selling financial assets and contractual term of the financial assets give rise on specified days to cash flows that are solely payment of principals and the interest on principal amount outstanding.

iv. Financial assets at Fair value through Profit or loss

Financial assets are measured at fair value through profit or loss unless it is measured at amortized cost or at fair value through other comprehensive item on initial recognition. The transaction cost directly attributable to the acquisition of financial assets and liabilities at fair value through profit or loss are immediately recognized in the statement of profit or loss.

v. Derecognition of financial assets

The Company derecognizes a financial asset only when the contractual rights to the cash flows from the asset expire, or when it transfers the financial asset and substantially all the risks and rewards of ownership of the asset to another entity.

vi. Impairment of financial assets

At each reporting date, the Company assess whether the credit risk on a financial instrument has increased significantly since initial recognition

If, at the reporting date, the credit risk on a financial instrument has not increased significantly since initial recognition, the Company measures the loss allowance for that financial instrument at an amount equal to 12-month expected credit losses. If, the credit risk on that financial instrument has increased significantly since initial recognition, the Company measures the loss allowance for a financial instrument at an amount equal to the lifetime expected credit losses.

The amount of expected credit losses (or reversal) that is required to adjust the loss allowance at the reporting date is recognized as an impairment gain or loss in the statement of profit and loss.

12.3 Financial liabilities

Financial liabilities of the Company are contractual obligation to deliver cash or another financial asset to another entity or to exchange financial assets or financial liabilities with another entity under conditions that are potentially unfavourable to the Company. The Company's financial liabilities includes loan & borrowings, trade and other payable etc.

(i) The financial liabilities are initially measured at fair value, net of transaction costs, and are subsequently measured at amortised cost, using the effective interest rate method.

ii. De-recognition of financial liability

The Company derecognizes financial liabilities when, and only when, the Company's obligations are discharged, cancelled or they expire.

13. Borrowing cost

13.1 Borrowing costs consist of interest and other costs that the Company incurs in connection with the borrowing of funds. Borrowing costs that are directly attributable to the acquisition, construction/development or erection of qualifying assets are capitalised to the cost of those assets, until such time substantially all the activities necessary to prepare the qualifying assets for their intended use are completed.

13.2 Investment income earned on the temporary investment of specific borrowings pending their expenditure on related qualifying assets is deducted from the borrowing costs eligible for capitalization.

13.3 All other borrowing costs are recognized in the statement of profit and loss in the period in which they are incurred. Borrowing cost includes exchange differences on foreign currency borrowings are adjusted to interest cost.

13.4 Prepayment charges on repayment of loan in full will be charged off to the IEDC / Profit & Loss account, as applicable, in the year of repayment itself.

14. Government grants

14.1 Government grants are recognized when there is reasonable assurance that the Company will comply with the conditions attaching to them and that the grants has actually been received.

14.2 The benefits of a government loan at a below market rate of interest is also treated as Government Grant. The loan is initially recognised and measured at fair value and the government grant is measured as the difference between the initially recognized amount of the loan and the fair value of the loan based on prevailing market interest rates.

14.3 Government grants are recognised in the statement of profit and loss on a systematic basis over the periods in which the Company recognises as expenses the related costs for which the grants are intended to compensate. Government grants whose primary condition is that the Company should purchase, construct or otherwise acquire non-current assets are recognized in the balance sheet by setting up the grant as deferred income.

14.4 Other government grants (grants related to income) are recognized as income over the periods necessary to match them with the costs for which they are intended to compensate, on a systematic basis. Grants related to income are presented under other income in the statement of profit and loss.

15. Employee Benefits

15.1 Employee benefits consist of provident fund, pension, gratuity, post-retirement medical benefit (PRMB), leave benefits and other terminal benefits.

15.2 Company's contribution paid/payable during the year to Employees Defined Contribution Superannuation Scheme for providing Pension benefit, Provident Fund and Gratuity are accounted for and paid to respective funds which are administered through separate trusts. The Company's liability is actuarially determined for Gratuity, Leave encashment and PMRB at the Balance Sheet date and any further accretion during the year for Gratuity is provided for and that for Leave encashment and PMRB are charged to IEDC or profit & loss, as the case may be.

15.3 When the benefit of a plan are improved, the portion of the increased benefit relating to past service by employees is recognized in profit or loss on a straight line basis over the average period until the benefits become vested. To the extent that the benefits vest immediately, the expenses is recognized immediately in statement of profit and loss.

15.4 Short term employee benefit obligations are measured on an undiscounted basis and are expensed as the related service is provided. A liability is recognized for the amount expected to be paid under performance related pay if the company has a present legal or constructive obligation to pay this amount as a result of past service provided by the employee and the obligation can be estimated reliably.

15.5 The expenses incurred on terminal benefits in the form of ex-gratia payments are charged to IEDC or profit & loss, as the case may be in the year of incurrence of such expenses.

16. Income Taxes

Tax expense represents the sum of current tax and deferred tax.

16.1 Current income tax

The tax currently payable is based on taxable profit for the year. Taxable profit differs from 'profit before tax' as reported in the statement of profit and loss because of items of income or expense that are taxable or deductible in other years and items that are never taxable or deductible. The current income tax charge is calculated by using tax rates that have been enacted or substantively enacted by the end of the reporting period.

16.2 Deferred tax

Deferred tax assets and liabilities are measured at the tax rates that are expected to apply to the period when the asset is realized or the liability is settled, based on tax rates and tax laws that have been enacted or substantively enacted by the end of the reporting period. Tax relating to items recognized directly in other comprehensive income forms part of the statement of comprehensive income.

- Deferred tax is provided, using the balance sheet method, on all temporary differences at the reporting date between the tax bases of assets and liabilities and their carrying amounts for financial reporting purposes.
- The carrying amount of deferred tax assets is reviewed at each reporting date and reduced to the extent that it is no longer probable that sufficient taxable profits will be available to allow all or part of the asset to be recovered

Deferred Tax Assets include Minimum Alternate Tax (MAT) paid in accordance with the tax laws in India, which likely to give future economic benefits in the form of set off against future income tax liability. MAT is recognized as deferred tax asset in the balance sheet when the asset can be measured reliably and it is probable that the future economic benefit associated with the asset will be realized.

- Deferred tax assets and liabilities are offset when there is a legally enforceable right to set off current tax assets against current tax liabilities and when they relate to income taxes levied by the same taxation authority and the Company intends to settle its current tax assets and liabilities on a net basis.

17. Revenue

Revenue is recognized to the extent that it is probable that the economic benefits will flow to the Company and the revenue can be reliably measured, regardless of when the payment is being made. Revenue is measured at the fair value of the consideration received or receivable. Revenues are reduced for rebates and other similar allowances.

17.1 Revenue from Operations

a) Revenue from Sale of Power

i. Revenue is recognised on transfer of control over the products or services to a Customer, based on the consideration that is specified in a contract with a customer or is expected to be received in exchange for the products or services and excludes amounts collected on behalf of third parties.

ii. Sale of Power is accounted for based on tariff approved by the Central Electricity Regulatory Commission (CERC). In case of power stations where final tariff is yet to be approved by CERC, the sale of energy is provided for on the basis of provisional rate considering the Annual Fixed Cost submitted before the CERC through Tariff Petition as per the principles enunciated in the Central Electricity Regulatory Commission (Terms & Conditions of Tariff) Regulations 2019. For projects for which neither CERC approved tariff is available nor petition pending with the CERC, sale of energy is accounted for on the basis of tariff as agreed by the beneficiaries. Revenue from sale of power includes sales delivered to customers but not yet billed, commonly referred to as "Unbilled revenue".

iii. The incentives/disincentives are recognized based on norms notified by the Central Electricity Regulatory Commission.

iv. Deferred tax liabilities till March, 2009, whenever materializes and recoverable from the beneficiaries as per the CERC tariff regulations, are accounted for on year to year basis

v. Exchange difference on account of translation of foreign currency borrowings recognized upto 31st March 2016, to the extent recoverable from or payable to the beneficiaries in subsequent periods as per the CERC Tariff Regulatons are accounted as "Deferred foreign currency fluctuation asset" with corresponding credit to "Deferred income from foreign currency fluctuation". Deferred income from foreign currency fluctuation account is amortized in the proportion in which depreciation is charged on such exchange differences and same is adjusted against depreciation expense.

vi. Rebate allowed to beneficiaries for timely payments are netted off with the the revenue from operation on account of Sale of energy

b) Revenue from DSM, RRAS and NERLDC Fees

i. Revenue from DSM is recognised based on the weekly Accounts issued by the North Eastern Regional Power Committee (NERPC) which is governed by the Central Electricity Regulatory Commission (Deviation Settlement Mechanism) Regulations 2014 and amendments thereto.

ii. Revenue from RRAS is recognised based on the weekly Accounts issued by the North Eastern Regional Power Committee (NERPC) which is governed by the Central Electricity Regulatory Commission (Ancillary Services Operations) Regulations 2015 and amendments thereto.

iii. NERLDC Fees and charges are recognised as revenue as claimed on Beneficairies for reimbursement, governed by CERC (Terms & Conditions of Tariff) Regulations 2019 and amendments thereto.

17.2 Other Income

i. Dividend income from investments are recognized when the right to receive the dividend is established.

ii. Interest income from a financial asset is recognized when it is probable that the economic benefits will flow to the Company and the amount of income can be measured reliably. Interest income is accrued on time basis, by reference to the principal outstanding and at the effective interest rate applicable, which is the rate that exactly discounts estimated future cash receipts through the expected life of the financial asset to that asset's net carrying amount on initial recognition.

iii. Insurance claims for loss of profit are accounted for in the year of acceptance. Other insurance claims are accounted for based on certainty of realisation.

iv. Interest/Surcharge on late payment /overdue trade receivables for sale of energy is recognized when no significant uncertainty as to measurability or collectability exists.

18 Material prior period error

Material prior period errors are corrected retrospectively by restating the comparative amounts for the prior periods presented in which the error occurred. If the error occurred before the earliest period presented, the opening balances of assets, liabilities and equity for the earliest period presented, are restated.

19 Earnings Per Share

19.1 Basic earnings per share is computed by dividing the net profit for the period attributable to the equity shareholders of the Company by the weighted average number of equity shares outstanding during the period. The weighted average number of equity shares outstanding during the period and for all periods presented is adjusted for events, if any, other than the conversion of potential equity shares, if any that have changed the number of equity shares outstanding, without a corresponding change in resources.

19.2 For the purpose of calculating diluted earnings per share, the net profit for the period attributable to equity shareholders and the weighted average number of shares outstanding during the period is adjusted for the effects of all dilutive potential equity shares.

20 Miscellaneous

20.1 Each material class of similar items is presented separately in the financial statements. Items of a dissimilar nature or function are presented separately unless they are immaterial.

20.2 Liabilities for pending Capital works executed but not certified are not provided for , pending acceptance by the Company.

20.3 Physical verification of Fixed Assets and Inventories are undertaken by the management once in a year. The discrepancies noticed, if any, are accounted for in the year in which such differences are found.

Critical accounting judgements and key sources of estimation uncertainity

In the application of the Company's accounting policies, which are described in Note-B, the management of the Company is required to make judgements, estimates and assumptions about the carrying amounts of assets and liabilities that are not readily apparent from other sources. The estimates and associated assumptions are based on historical experience and other factors that are considered to be relevant. Actual results may differ from these estimates.

The estimates and underlying assumptions are reviewed on an ongoing basis. Revisions to accounting estimates are recognized in the period in which the estimate is revised.

Critical judgements in applying accounting policies:

The following are the critical judgements, apart from those involving estimations (see point ii below), that the management have made in the process of applying the Company's accounting policies and that have the most significant effect on the amounts recognized in the financial statements

i. Financial assets at amortized cost

The management has reviewed the Company's financial assets at amortized cost in the light of its business model and have confirmed the Company's positive intention and ability to hold these financial assets to collect contractual cash flows.

ii. Key sources of estimation uncertainty:

The following are the key assumptions concerning the future, and other key sources of estimation of uncertainty at the end of the reporting period that may have a significant risk of causing a material adjustment to the carrying amounts of assets and liabilities within the next financial year

a. Impairment of investments

The Company reviews its carrying value of investments carried at amortized cost annually, or more frequently when there is indication for impairment. If the recoverable amount is less than its carrying amount, the impairment loss is accounted for.

b. Provisions

Provisions (excluding retirement benefits, leave encashment and Gold Coin) are not discounted to its present value and are determined based on best estimate required to settle the obligation at the balance sheet date. These are reviewed at each balance sheet date adjusted to reflect the current best estimates.

c. Assets held for sale

Significant judgement is required to apply the accounting of non-current assets held for sale under Ind AS 105 - 'Non current assets held for sale and discontinued operations'. In assessing the applicability, management has exercised judgment to evaluate the availability of the asset for immediate sale, management's commitment for the sale and probability of sale within one year to conclude if their carrying amount will be recovered principally through a sale transaction rather than through continuing use.

d. Contingent liabilities

Contingent liabilities arising from past events, the existence of which would be confirmed only on occurrence or non-occurrence of one or more future uncertain events, not wholly within the control of the Company or contingent liabilities where there is a present obligations but it is not probable that economic benefits would be required to settle the obligations are disclosed in the financial statements unless the possibility of any outflow in settlement is remote

d. Fair value measurements and valuation processes:

For financial reporting purposes, fair value measurements are categorized into Level 1, 2 or 3 based on the degree to which the inputs to the fair value measurements are observable and the significance of the inputs to the fair value measurement in its entirety, which are described as follows:

- Level 1 inputs are quoted prices (unadjusted) in active markets for identical assets or liabilities that the Company can access at the measurement date;
- Level 2 inputs are inputs, other than quoted prices included within Level 1, that are observable for the asset or liability, either directly or indirectly; and
- Level 3 inputs are unobservable inputs for the asset or liability.

North Eastern Electric Power Corporation Limited Shillong

Note no. 2 :: Property, Plant and Equipment

(₹ in lakhs)

Particulars	As at 31st March, 2023	As at 31st March, 2022
Freehold Land	2,600.25	2,600.25
Right to Use (Leasehold Land)	5,402.99	5,620.60
Buildings - Freehold		
Main Plant	1,07,264.50	1,10,946.10
Others	18,283.24	16,925.81
Right to Use	184.20	172.93
Plant & Equipments	10,94,027.47	11,41,516.98
Furniture & Fixture	696.24	607.91
Vehicles		
Owned	280.43	289.80
Right to use	820.40	766.45
Office Equipment	2,398.39	2,383.14
Others :::		
Electrical Equipment	811.99	738.55
Road , Bridges, Culvert, Helipad	5,681.51	4,806.70
Tools & Plants	3,999.64	3,606.71
Misc . Equipment	54.24	46.02
Total	12,42,505.49	12,91,027.95

(₹ in lakhs)

As at 31st March 2023

Particulars	Land	Buildings	Plant & equipments	Furniture & Fixture	Vehicle	Office Equipment	Electrical equipments	Road, Bridges, Culvert, Helipad	Tools & Plants	Misc Equipment	Right to Use (Leasehold Land)	Total
Gross Block as at April 1, 2022	2,600.25	1,74,926.63	16,07,884.61	1,788.89	2,473.58	7,236.70	1,891.80	7,422.09	6,396.87	213.75	8,807.13	18,21,642.30
Additions	-	3,007.87	26,916.16	158.75	598.00	532.89	129.47	1,118.43	722.31	25.88	-	33,209.76
Disposals/Adjustment	-	(22.88)	886.15	(70.25)	(689.11)	(360.90)	(0.83)	(0.05)	(131.73)	(23.19)	-	(412.79)
Reclassified as held for sale												-
Adjustment for provision		(182.02)	(2,861.04)									(3,043.06)
Gross Block as at March'31, 2023	2,600.25	1,77,729.60	16,32,825.88	1,877.39	2,382.47	7,408.69	2,020.44	8,540.47	6,987.45	216.44	8,807.13	18,51,396.21
Impairment as at April 1, 2022												
Other re-classifications												
Impairment as at March'31, 2023												
Accumulated Depreciation as at April 1, 2022	-	46,739.91	4,64,111.10	1,180.98	1,417.33	4,853.56	1,153.25	2,615.39	2,790.16	167.73	3,186.53	5,28,215.94
Charge for the period	-	5,478.09	75,471.15	60.17	549.73	453.74	55.97	243.54	281.63	16.88	217.61	82,828.51
Disposals	-	(220.34)	(783.84)	(60.00)	(685.42)	(297.00)	(0.77)	0.03	(83.98)	(22.41)	-	(2,153.73)
Other re-classifications												
Accumulated depreciation as at March'31,2023	-	51,997.66	5,38,798.41	1,181.15	1,281.64	5,010.30	1,208.45	2,858.96	2,987.81	162.20	3,404.14	6,08,890.72
Total accumulated depreciation and impairment as at March'31, 2023	-	51,997.66	5,38,798.41	1,181.15	1,281.64	5,010.30	1,208.45	2,858.96	2,987.81	162.20	3,404.14	6,08,890.72
Net block as at March'31, 2023	2,600.25	1,25,731.94	10,94,027.47	696.24	1,100.83	2,398.39	811.99	5,681.51	3,999.64	54.24	5,402.99	12,42,505.49

~ 1420 ~

(₹ in lakhs)

As at 31st March 2022

Particulars	Land	Buildings	Plant & equipments	Furniture & Fixture	Vehicle	Office Equipment	Electrical equipments	Road, Bridges, Culvert, Helipad	Tools & Plants	Misc Equipment	Right to Use (Leasehold Land)	Total
Gross Block as at April 1, 2021	2,600.25	1,71,668.80	15,95,877.01	1,775.63	2,216.93	6,978.75	1,749.56	6,526.16	7,627.69	192.17	8,807.13	18,06,020.08
Additions	-	3,659.73	19,151.20	68.82	698.44	554.92	164.90	969.20	212.13	20.35	-	25,499.69
Disposals/Adjustment	-	(401.90)	(7,143.60)	(55.56)	(441.79)	(296.97)	(22.66)	(73.27)	(1,442.95)	1.23	-	(9,877.47)
Reclassified as held for sale												-
Adjustment for provision		(141.88)	(2,256.53)									(2,398.41)
Gross Block as at March'31, 2022	**2,600.25**	**1,74,784.75**	**16,05,628.08**	**1,788.89**	**2,473.58**	**7,236.70**	**1,891.80**	**7,422.09**	**6,396.87**	**213.75**	**8,807.13**	**18,19,243.89**
Impairment as at April 1, 2021												
Other re-classifications												
Impairment as at March'31, 2022												
Accumulated Depreciation as at April 1, 2021	-	41,767.05	3,96,787.28	1,171.82	1,292.31	4,689.48	1,118.78	2,474.39	3,764.11	159.29	2,988.32	4,56,212.83
Charge for the period	-	5,319.80	73,193.52	58.93	558.64	406.13	51.74	191.50	256.84	6.68	198.21	80,241.99
Disposals	-	(346.94)	(5,869.70)	(49.77)	(433.62)	(242.05)	(17.27)	(50.50)	(1,230.79)	1.76	-	(8,238.88)
Other re-classifications												
Accumulated depreciation as at March'31, 202	-	46,739.91	4,64,111.10	1,180.98	1,417.33	4,853.56	1,153.25	2,615.39	2,790.16	167.73	3,186.53	5,28,215.94
Total accumulated depreciation and impairment as at March'31, 2022	-	46,739.91	4,64,111.10	1,180.98	1,417.33	4,853.56	1,153.25	2,615.39	2,790.16	167.73	3,186.53	5,28,215.94
Net block as at March'31, 2022	**2,600.25**	**1,28,044.84**	**11,41,516.98**	**607.91**	**1,056.25**	**2,383.14**	**738.55**	**4,806.70**	**3,606.71**	**46.02**	**5,620.60**	**12,91,027.95**

i. Property, plant and equipment (including Capital work-in-progress) has been tested for impairment where indicators of impairment existed. Based on the assessment, the Company do not recognise any impairment charge during the previous year and also during the year ended March 31, 2023.

ii. Present and future immovable properties of Construction and O&M projects are mortgaged for raising Secured, Redeemable Non-Convertible Bonds Fourteenth to Twenty second issue valuing ₹ 359000.00 lakhs having Charge ID with ROC are 100394348 for ₹ 50000.00 Lakhs, 100334035 for ₹ 15000.00 Lakhs, 100239598 for ₹ 30000.00 Lakhs, 100151868 for ₹ 50000.00 Lakhs, 10603635 for ₹ 90000.00 lakhs, 10555356 for ₹ 24000.00 lakhs, 10534076 for ₹ 100000.00 lakhs. Secured Medium & Long Term Loan amounting to ₹ 236600.00 lakhs. Foreign currency Loan received from KfW, Germany for construction of Pare Hydro Electric Project at Arunachal Pradesh is guranteed by Govt. of India.

iii. Land measuring 183.19 hectare acquired for Kopili Stage II valued ₹ 452.68 lakhs in under litigation due to the claim lodged by the 160 land owners with respect to enhancement of land compensation and the matter is pending before the Special Judge (Judicial), West Jaintia Hills, Meghalaya.

iv. Interest and finance charge, related to construction projects, amounting to ₹ 3093.82 lakhs (previous year ₹ 287.27 lakhs) has been transferred to IEDC (Ref. Note No-34 B). The foreign exchange borrowings are un-hedged.

v. The capacity charges of the transmission assets (including interest) amounting to ₹ 2485.44 lakhs & ₹ 12442.72 lakhs billed by the transmission agency during the current financial year & previous financial year respectively totalling ₹ 14928.16 lakhs pursuant to orders of CERC dated 7th October 2022 & 31st August 2021 respectively, for the period from 30th March 2018 upto the commercial operation dates of different units during the year 2020-21, relating to one of the hydro power projects of the Company is included in "Property, Plant & equipments", as the same is directly attributable to bringing the assets to its present location & condition as intended by the Management as per provision of Ind AS 16 read with Regulation 19 of the CERC (Terms & Conditions of Tariff) Regulation, 2019.

vi. Exchange differences in respect of generating stations under operation are adjusted with Property, plant and equipment and borrowing costs are included in the cost of major heads of CWIP and property, plant and equipment through 'Addition' or 'Deductions/Adjustments' column as below:

~ 1421 ~

North Eastern Electric Power Corporation Ltd. Shillong

(₹ in lakhs)

Particulars	For the year ended 31st March 2023		For the year ended 31st March 2022	
	Exchange Difference included in PPE/CWIP	Borrowing costs included in PPE/CWIP	Exchange Difference included in PPE/CWIP	Borrowing costs included in PPE/CWIP
Main Plant Building	322.36	-	49.02	-
Hydraulic works, reservoir , dam, tunnel	973.86	-	(306.11)	-
Plant & Equipment	1,235.64	-	344.50	-
Others including pending allocation	-	3,093.82	-	287.27
Total	**2,531.86**	**3,093.82**	**87.41**	**287.27**

vii. The net carrying amount of plant and machinery comprises of: ₹ In lakhs

Particulars	As at 31st March 2023	As at 31st March 2022
Assets held under Finance Leases		
Cost	-	-
Accumulated depreciation and impairment losses	-	-
Net carrying amount	-	-
Owned assets	12,41,500.89	12,90,088.57
Net carrying amount	**12,41,500.89**	**12,90,088.57**

The net carrying amount of PPE (Owned assets) above does not include Assets under "Right to use (Building and vehicles)" recognized in books as per Ind AS 116 amounting to ₹ 1004.60 lakh (previous year ₹ 939.38 lakh).

viii. Deduction/adjustments from gross block and Depreciation for the year includes

₹ In lakhs

Particulars	Gross Block for the year ended		Depreciation for the year ended	
	31st March 2023	31st March 2022	31st March 2023	31st March 2022
Disposal of assets	(577.07)	(831.25)	(379.71)	(748.10)
Retirement of assets	(685.82)	(8617.99)	(513.36)	(7051.95)
Cost adjustments due to exchange difference	2531.86	87.41	-	-
Assets capitalised with retrospective effect/ Write back of excess capitalisation	(645.09)	(73.73)	(375.07)	(5.26)
Others	(1036.67)	(441.91)	(885.59)	(433.57)
Total	**(412.79)**	**(9877.47)**	**(2153.73)**	**(8238.88)**

Note no. 3 Details of CWIP

(₹ in lakhs)

Particulars	As at 1st April 2022	Additions during the year	Adjustments during the year	Capitalised during the year	As at 31st March 2023	As at 31st March 2022
Building	555.39	889.73	(140.50)	879.93	424.69	555.39
Roads,Bridges,Culverts & Helipads	144.06	688.81	-	831.88	0.99	144.06
Electrical Installation	33.76	148.37	-	104.60	77.53	33.76
Water Supply,Sewerage & Drainage	330.80	276.84	(20.04)	401.63	185.97	330.80
Hydraulic works incldg Dams,Dykes etc.	28,780.71	14,262.79	(21.39)	6,677.14	36,344.97	28,780.71
Other Civil works	-	115.25	-	36.02	79.23	-
Power house	141.83	287.78	(5.12)	30.84	393.65	141.83
Switch Yard including cable connection	745.48	2,054.01	-	34.95	2,764.54	745.48
Environment & Ecology	-	-	-	-	-	0.00
Transmission Lines	-	-	-	-	-	-
Transformer having a rating of 100KV	1,183.64	2,622.21	(2.89)	-	3,802.96	1,183.64
Survey & Investigation	1,755.50	227.84	(138.76)	15.80	1,828.78	1,755.50
Communication equipment	15.09	1.74	-	16.83	-	15.09
Plant & Machinery in Generating station	11,120.50	24,239.53	-	1,353.44	34,006.59	11,120.50
Gas Booster Station	3,871.63	4,493.37	-	3,633.03	4,731.97	3,871.63
EDP & WP Machine	-	-	-	-	-	-
Incidental Expenditure during Construction	15,141.59	12,284.27	6.25	-	27,432.11	15,141.59
	63,819.98	**62,592.54**	**(322.45)**	**14,016.09**	**1,12,073.98**	**63,819.98**
Less : Provision for write off	1,990.91	-	(281.41)		1,709.50	1,990.91
Construction Store (net of provisions)	13.51	-	3,816.45	-	3,829.96	13.51
TOTAL	**61,842.58**	**62,592.54**	**3,775.41**	**14,016.09**	**1,14,194.44**	**61,842.58**

a. CWIP Aging Schedule

(₹ in lakhs)

CWIP	As at 31st March 2023				
	Amount in CWIP for a period of				Total
	Less than 1 year	1-2 Years	2-3 years	More than 3 years	
Projects in progress	63,078.32	40,056.01	7,964.75	3,095.37	1,14,194.45
Projects temporarily suspended	NIL	NIL	NIL	NIL	

b. CWIP Aging Schedule

CWIP	As at 31st March 2022				
	Amount in CWIP for a period of				Total
	Less than 1 year	1-2 Years	2-3 years	More than 3 years	
Projects in progress	46611.48	11973.42	164.48	3093.2	61,842.58
Projects temporarily suspended	NIL	NIL	NIL	NIL	

c. CWIP Completion Schedule - Whose completion is overdue or has exceeded its cost compared to its original plan

CWIP	As at 31st March 2023			
	To be completed in			
	Less than 1 year	1-2 years	2-3 years	More than 3 years
Projects in progress/Assets: *				
Assam GBPS	NIL	NIL	NIL	NIL
Tuirial HPS	NIL	NIL	NIL	NIL
Projects temporarily suspended	NIL	NIL	NIL	NIL

d. CWIP Completion Schedule - Whose completion is overdue or has exceeded its cost compared to its original plan

CWIP	As at 31st March 2022			
	To be completed in			
	Less than 1 year	1-2 years	2-3 years	More than 3 years
Projects in progress/Assets: *				
Assam GBPS	1412.39	2521.53		
Tuirial HPS	73.85	11.38		
Projects temporarily suspended	NIL	NIL	NIL	NIL

* Assets under capital works in progress for power plants in commercial operation

Provision for write off *(₹ In lakhs)*

Particulars	As at 31st March 2023	As at 31st March 2022
Building (Head quarter)	0.27	0.27
Building (Tuirial HEP)	-	137.90
Water Supply,Sewerage & Drainage (Tuirial HEP)	-	20.04
Environment & Echology (Tipaimukh HEP)	-	-
Survey & Investigation		
Tipaimukh HEP	-	-
Siang HEP	246.45	246.45
Salim HEP	-	4.48
Tuivai HEP	-	-
Garo Hills Thermal Project	90.47	90.47
Margerita HEP	-	5.45
Rokhia & Baramura GT Power Plant	-	28.70
Gumti HEP	-	58.55
WK hills HEP	-	4.95
Leh & Kargil HEP	44.94	44.94
KHEP	17.33	17.33
Kiling HEP	69.67	69.67
Bandu HEP	-	-
Rangit HEP	-	21.34
Solar Power		
Incidental Expenditure during Construction		
Tipaimukh HEP	-	-
Bichom Basin	253.52	253.52
Kiling HEP	524.93	524.93
Siang HEP	461.92	461.92
Total	**1,709.50**	**1,990.91**

North Eastern Electric Power Corporation Limited Shillong

North Eastern Electric Power Corporation Limited MEEPCO New Delhi

Note no. 4 Intangible Assets

(₹ in lakhs)

Particulars	As at 31st March, 2023	As at 31st March, 2022
Carrying amounts of :		
Software	951.87	1,259.95
Right to use (Forest Land)	7,712.77	7,921.11
Total	**8,664.64**	**9,181.06**

As at 31st March 2023 *(₹ in lakhs)*

Particulars	Software	Right to use (Forest Land)	Total
Gross Block as at April 1, 2022	2,132.79	8,386.87	10,519.66
Additions	326.88	-	326.88
Adjustment for the period	(41.07)	-	(41.07)
Gross Block as at March 31, 2023	**2,418.60**	**8,386.87**	**10,805.47**
Accumulated Impairment as at April 1, 2022			
Charge for the period			
Accumulated Impairment as at March 31, 2023			
Accumulated amortisation as at April 1, 2022	872.84	465.76	1,338.60
Charge for the period	636.95	208.34	845.29
Adjustment for the period	(43.06)	-	(43.06)
Accumulated amortisation as at March 31, 2023	**1,466.73**	**674.10**	**2,140.83**
Total accumulated amortisation and impairment as at March 31, 2023	**1,466.73**	**674.10**	**2,140.83**
Net block as at March 31, 2023	**951.87**	**7,712.77**	**8,664.64**

As at 31st March 2022 (₹ In lakhs)

Particulars	Software	Right to use (Forest Land)	Total
Gross Block as at April 1, 2021	1,226.52	8,386.87	9,613.39
Additions	905.42	-	905.42
Adjustment for the period	0.85	-	0.85
Gross Block as at March 31, 2022	**2,132.79**	**8,386.87**	**10,519.66**
Accumulated Impairment as at April 1, 2021			
Charge for the period			
Accumulated Impairment as at March 31, 2022			
Accumulated amortisation as at April 1, 2021	514.04	256.96	771.00
Charge for the period	357.95	208.80	566.75
Adjustment for the period	0.85	-	0.85
Accumulated amortisation as at March 31, 2022	**872.84**	**465.76**	**1,338.60**
Total accumulated amortisation and impairment as at March 31, 2022	**872.84**	**465.76**	**1,338.60**
Net block as at March 31, 2022	**1,259.95**	**7,921.11**	**9,181.06**

i) Compensation paid for forest land in possession/use (5967.24 Hectres) for setting up of projects (Kameng Hydro Electric Project, Pare Hydro Electric Project and Tuirial Hydro Electric Project) are treated as " Right to use".

ii) Expenses incurred on maintenance of software system payable annually are charged to revenue.

Note no. 4A **Intangible Assets Under Development**

(₹ In lakhs)

Particulars	As at 1st April 2022	Additions during the year	Adjustments during the year	Capitalised during the year	As at 31st March 2023	As at 31st March 2022
Upfront Premium including Software	10,096.00 161.77	- 148.59	(52.11)	- 258.25	10,096.00 -	10,096.00 161.77
	10,257.77	**148.59**	**(52.11)**	**258.25**	**10,096.00**	**10,257.77**
Less : Provision for write off	10,000.00				10,000.00	10,000.00
Total	**257.77**	**148.59**	**(52.11)**	**258.25**	**96.00**	**257.77**

a. Intangible assets under development Aging Schedule

(₹ in lakhs)

Intangible assets under development	As at 31st March 2023				
	Amount in Intangible assets under development for a period of				**Total**
	Less than 1 year	1-2 Years	2-3 years	More than 3 years	
Projects in progress	13.50			82.50	96.00
Projects temporarily suspend	Nil	NIL	NIL	NIL	

b. Intangible assets under development Aging Schedule

(₹ in lakhs)

Intangible assets under development	As at 31st March 2022				
	Amount in Intangible assets under development for a period of				**Total**
	Less than 1 year	1-2 Years	2-3 years	More than 3 years	
Projects in progress	175.27		-	82.50	257.77
Projects temporarily suspend	Nil	NIL	NIL	NIL	

c. Intangible assets under development completion schedule - Whose completion is overdue or has exceeded its cost compared to its original plan

Intangible assets under development	As at 31st March 2023			
	To be completed in			
	Less than 1 year	1-2 Years	2-3 years	More than 3 years
Projects in progress/Assets*	NIL	NIL	NIL	NIL
Projects temporarily	Nil	NIL	NIL	NIL

* ERP under implementation in NEEPCO

d. Intangible assets under development completion schedule - Whose completion is overdue or has exceeded its cost compared to its original plan

Intangible assets under development	As at 31st March 2022				
	To be completed in				
	Less than 1 year	1-2 Years	2-3 years	More than 3 years	
Projects in progress	161.77	NIL	NIL	NIL	NIL
Projects temporarily	Nil	NIL	NIL	NIL	NIL

Note no. 5 Investment in subsidiary and Joint Venture companies

(₹ in lakhs)

Particular	As at 31st March' 2023		As at 31st March' 2022	
	Quantity	Amount	Quantity	Amount
Quoted Investments				
TOTAL AGGREGATE QUOTED INVESTMENTS (A)				
Unquoted Investments (all fully paid)				
Investments in Equity Instruments				
- of joint ventures - jointly controlled entities				
- KSK Dibbin Hydro Power (Equity Share Fully Paid up)	27930000	2,793.00	27930000	2793.00
TOTAL AGGREGATE UNQUOTED INVESTMENTS (B)	**27930000**	**2,793.00**	**27930000**	**2,793.00**
Other Investment				
TOTAL other investment (C)				
TOTAL INVESTMENTS (A) + (B)+ (C)	**27930000**	**2,793.00**	**27930000**	**2,793.00**
Less : Aggregate amount of impairment in value of investments		2,793.00		2,793.00
- of joint ventures - jointly controlled entities				
TOTAL IMPAIRMENT VALUE (D)				
TOTAL INVESTMENTS CARRYING VALUE (A) + (B) + (C) - (D)	**27930000**	-	**27930000.00**	-

INVESTMENT IN JOINT VENTURES

(i) The carrying amount and market value of unquoted investments is as follows: *(₹ in lakhs)*

Name of the Companies	Proportion of Ownership interest as at	
	31.03.2023	31.03.2022
KSK Dibbin Hydro Power	30%	30%

Particular	As At 31st March' 2023	As at 31st March,2022
(a) Unquoted		
Aggregate carrying amount of unquoted investments	-	-
Total carrying amount	-	-

(i) The cost of unquoted investments approximate the fair value because there is a wide range possible fair value measurements and the cost represents estimate of fair value within that range.

(ii) Investment in KSK Dibbin Hydro Power:- Joint venture between KSK Energy Ventures and NEEPCO Ltd for setting up of a hydro power plant at Arunachal Pradesh.

NEEPCO is under the process of exploring various scopes & opportunities for ensuring viability of M/s KSK Dibbin hydro Power Pvt Ltd, the Joint Venture Company, including engagement of legal expert to protect the Corporation's (NEEPCO's) interest for the investment made. However, considering commercial non viability of the project in its present form as observed by inter-diciplinary committee of the Company, provision of equivalent amount has been made for the said investment.

North Eastern Electric Power Corporation Limited Shillong

Note no. 6 Loans

(₹ in lakhs)

Particulars	As at 31st March 2023	As at 31st March 2022
Loans and Advances to employees		
- Secured, considered good	-	-
- Unsecured, considered good	28.19	26.16
- Which have significant increase in credit risk	-	-
- Credit impaired		
Less : Allowance for bad and doubtful advances	-	-
TOTAL	**28.19**	**26.16**

(i) Loan & Advances to employees includes Interest bearing Computer Advance and interest free Furniture Advance and Multipurpose Advance. Computer advance & Furniture advance are recovered from employees in 60 equal instalments whereas Multipurpose Advance is recovered in 12 installment.

(ii) There is no outstanding debts due from Directors and other related parties of the Company as on 31.03.2023 (Previous year NIL).

(iii) The above loans and advances have been given as per the norms of the Corporation on recoverable basis.

Note no.- 7 Deferred tax balances

(₹ in lakhs)

Particulars	As at 31st March 2023	As at 31st March 2022
Deferred Tax Liability		
Difference in Book depreciation & Tax Depreciation	1,51,326.48	1,34,249.94
Less: Deferred Tax Asset		
Unabsorbed depreciation	35,550.49	42,540.99
Provisions	10,278.85	8,963.85
Statutory dues	-	365.37
Leave encashment	5,728.29	4,841.55
Others*	980.90	904.38
Net Defer Tax (Asset)/ Liability	98,787.95	76,633.80

Deferred Tax as on 31.03.2023 (₹ in lakhs)

Deferred Tax Reconciliation	As at 31st March 2023	As at 31st March	Effect in PL
Defered Tax Liability as per Ind AS	(1,51,326.48)	(1,34,249.94)	17,076.54
Defered Tax Asset as per Ind AS	52,538.53	57,616.14	5,077.61
Net Defered Tax Liability	(98,787.95)	(76,633.80)	22,154.15
Net (Liability)/Asset as per Ind AS	(98,787.95)	(76,633.80)	22,154.15
Effect in PL			22,154.15

Deferred Tax as on 31.03.2022 (₹ in lakhs)

Deferred Tax Reconciliation	As at 31st March 2022	As at 31st March	Effect in PL
Defered Tax Liability as per Ind AS	(1,34,249.94)	(1,08,464.60)	25,785.34
Defered Tax Asset as per Ind AS	57,616.14	46,649.96	(10,966.18)
Net Defered Tax Liability	(76,633.80)	(61,814.64)	14,819.16
Net (Liability)/Asset as per Ind AS	(76,633.80)	(61,814.64)	14,819.16
Effect in PL			14,819.16

(i) NEEPCO is in the business of generation and sale of electricity. Electricity generated by various power plants of the Company are sold to various beneficiaries under long-term power purchase agreements. Tariffs for the generating stations are determined by the Central Electricity Regulatory Commission (CERC) in compliances to the CERC Tariff Regulations issued time to time on "Cost plus basis". Considering the CERC determined tariff for billing on NEEPCO's beneficiaries, as well as prevailing power market in India and Plant performances of the generating stations, it is expected that sufficient taxable profit will be available to the Company in future years.

In compliance to the Ind AS 12 - Income Taxes, the Company has recognised Deferred Tax Asset (DTA) amounting to ₹ 42,540.99 lakhs upto the year ended 31.03.2022 in respect of "Unabsorbed depreciation" with convincing evidence that sufficient future taxable income will be available against which such DTA can be realized. On adjustment amounting to ₹ 6990.50 lakh during the FY 2022-23, DTA in respect of "Unabsobed depreciation" as on 31.03.2023 stands at ₹ 35550.49 lakh.

(ii) MAT credit available for the Company as on 31.03.2023 amounts to ₹ 24702.68 lakhs (Previous year ₹ 11745.65 lakhs), being the amount as per computation of tax credit under Sec 115 JAA.

(iii) * Others includes deferred tax assets created on provision for Post Retirement Medical Benefit (PRMB) & award of Gold Coin to superannuated employees.

(iv) Refer note no 48 for detailed disclosure.

Movement in deferred tax balances

As at 31st March 2023 (₹ in lakhs)

Particulars	As at 1st April 2022	Recognised in statement of profit and loss	Recognised in OCI	Others	As at 31st March 2023
Deferred tax liability					
Difference in book depreciation and tax depreciation	1,34,249.94	17,076.54			1,51,326.48
Less: Deferred tax assets	-				
Unabsorbed depreciation	42,540.99	(6,990.50)			35,550.49
Provisions	8,963.85	1,315.00			10,278.85
Statutory dues	365.37	(365.37)			-
Leave encashment	4,841.55	886.74			5,728.29
Others	904.38	76.52			980.90
Net tax (assets) / liabilities	76,633.80	22,154.15	-	-	98,787.95

As at 31st March 2022 (₹ in Lakhs)

Particulars	As at 1st April 2021	Recognised in statement of profit and loss	Recognised in OCI	Others	As at 31st March 2022
Deferred tax liability					
Difference in book depreciation and tax depreciation	1,08,464.60	25,785.34	-	-	1,34,249.94
Less: Deferred tax assets	-			-	
Unabsorbed depreciation	30,546.32	11,994.67	-	-	42,540.99
Provisions	9,781.56	(817.71)	-	-	8,963.85
Statutory dues	1,163.83	(798.46)	-	-	365.37
Leave encashment	5,158.25	(316.70)	-	-	4,841.55
Others	-	904.38			904.38
Net tax (assets) / liabilities	61,814.64	14,819.16	-	-	76,633.80

Note no. -8 Other non-current assets

(₹ in lakhs)

Particulars	As at 31st March 2023	As at 31st March 2022
Capital Advances		
Secured :	-	-
Un-Secured :		
Covered By Bank Guarantee	12,527.67	12,284.78
Others	2,255.53	2,635.90
Considered Doubtful	255.22	39.64
Less: Allowances for bad & doubtful advances	255.22	39.64
	14,783.20	14,920.68
Deferred Foreign Currency Fluctuation Assets	-	-
Interest Accrued on Advances	1,052.54	1,103.89
Advance tax refundable	2,343.46	2,278.53
Total	**18,179.20**	**18,303.10**

(i) Capital advances comprises of Mobilisation Advance and advance against arbitrational award deposited to escrow account in respect of Projects.

(ii) Tax refundable relates to AY 2015-16, AY 2016-17, AY 2018-19 & AY 2020-21 are ₹ 439.85 lakhs, ₹ 872.26 lakhs ,₹ (1597.55) lakhs and ₹ 2628.90 respectively for which appeals are pending with Income Tax Authorities.

(iii) Advance to Directors & other related parties as on 31.03.2023 is NIL (Previous year NIL).

Note no.- 9 Inventories (At lower of cost or Net Realisable value)

(₹ in lakhs)

Particulars	As at 31st March 2023	As at 31st March 2022
Operational stores ::		
Stores & Spares	11,602.58	13,381.41
Consumables	411.85	292.47
Others	501.62	1,425.36
Obsolete/ Scrap	822.77	836.38
	13,338.82	**15,935.62**
Less :: Provision for shortages		
Provision for obsolete/ unserviciable Items	822.77	836.38
Total Inventories	**12,516.05**	**15,099.24**
Included above, goods-in-transit		
Stores & Spares	-	-
Total Goods in transit	-	-

(i) Secured,Working Capital Demand Loan of ₹ 14,500.00 lakhs (previous year ₹ 7500.00 lakhs) was drawn against hypothecation of the stocks of stores and spares and Book Debt of the Company to the extent of drawal.

(ii) The Company is operating in the regulatory environment and as per CERC Tariff Regulations, cost of fuel and other inventory items are recovered as per extant tariff regulations. Accordingly, the realizable value of the inventories is not lower than the cost. Stores & Spares includes stores against grants in aid of ₹ 906.76 lakhs (Previous year ₹ 915.67 lakhs) to be amortised against repairs & maintenance.

Note no. - 10 **Trade receivables**

(₹ in lakhs)

Particulars	As at 31st March 2023	As at 31st March 2022
Trade Receivables considered good - Secured		
Trade Receivables considered good - Unsecured	94,429.78	48,776.49
Trade Receivables which have significant increase in credit risk		
Trade Receivables - credit impaired		
Allowance for doubtful debts		
TOTAL	94,429.78	48,776.49

(i) Trade receivables are dues in respect of goods sold or services rendered in the normal course of business.

(ii) Where no due date is specifically agreed upon, the normal credit period allowed by the Company is in compliance to the CERC regulations / Guidance.

(iii) Where a trade receivable has been provided for, such provision could be dictated by prudence, but one could still expect to realise the amount within 12 months from the balance sheet date. Under such circumstances, the said trade receivable is classified as current. Where, however, there is no expectation to realise the amount within the next twelve months period, the same needs to be classified as non-current along with the provision made, if any, for the same.

(iv) Amount receivable from related parties is ₹ 2401.46 lakhs

Trade Receivables Ageing

(₹ in lakhs)

Particulars	As at 31st March 2023							
	Un-billed	Not due (i.e., upto 45 days)	Outstanding for following periods from due date of payment					
			>45 days to less than 6	6 months to 01 year	01 year to 02 years	02 years to 03 years	More than 3 years	Total
A	B	C	D	E	F	G	H	I= B TO H
(i) Undisputed Trade receivables – considered good	44,382.59	32,176.31	6,836.72	664.97	-	0.75		84,061.34
(ii) Undisputed Trade Receivables – which have significant increase in credit risk								-
(iii) Undisputed Trade Receivables – credit impaired								-
(iv) Disputed Trade Receivables–considered good							10,368.44	10,368.44
(v) Disputed Trade Receivables – which have significant increase in credit risk								-
(vi) Disputed Trade Receivables – credit impaired								-
Total	44,382.59	32,176.31	6,836.72	664.97	-	0.75	10,368.44	94,429.78

(₹ in lakhs)

Particulars	As at 31st March 2022							
	Un-billed	Not due (i.e., upto 45 days)	Outstanding for following periods from due date of payment					
			>45 days to less than 6 months	6 months to 01 year	01 year to 02 years	02 years to 03 years	More than 3 years	Total
A	B	C	D	E	F	G	H	I= B TO H
(i) Undisputed Trade receivables – considered good	24,930.37	8,605.88	3,466.93	1,324.05	0.75	80.07		38,408.05
(ii) Undisputed Trade Receivables – which have significant increase in credit risk								-
(iii) Undisputed Trade Receivables – credit impaired								-
(iv) Disputed Trade Receivables–considered good						9,936.50	431.94	10,368.44
(v) Disputed Trade Receivables – which have significant increase in credit risk								-
(vi) Disputed Trade Receivables – credit impaired								-
Total	24,930.37	8,605.88	3,466.93	1,324.05	0.75	10,016.57	431.94	48,776.49

(I) Notes on Disputed Trade Receivable:

(1) Disputed trade receivables includes (i) Rs. 431.94 lakh against claim for reimbursement on account of Effective Tax Rate; (ii) Rs. 1399.45 lakh against claim for reimbursement of Foreign Exchange Rate Variation (FERV) for 2015-16 to 2018-19; (iii) Rs. 5799.78 lakh against arrear bills arising out of determination of tariff of TGBP by CERC for 2017-18 & 2018-19; (iv) Rs. 2737.27 lakh against bills for GTG unit during 2015-16 & 2016-17 prior to COD of STG unit.

(2) Ministry of Power (Govt. of India) has initiated action for settlement of TSECL dues amounting to ₹ 10368.44 invoking provisions of the Tripartite Agreement (TPA) & the process is continuing. TSECL has appealed against the above mentioned bills amounting to ₹ 10368.44 lakh before APTEL. The petition has been taken up by APTEL and included in the "List of Finals" to be taken up for hearing in its turn. There are sufficient legal/regulatory grounds as indicated by legal experts to infer that TSECL's petition will be turned down and judgement delivered in NEEPCO's favour by APTEL. However, vide the order dated 01st April 2022, Hon'ble APTEL has directed NEEPCO not to take any precipitative action against TSECL for payment of the dues during pendency of the appeal.

(3) TSECL has offered out-of-court settlement of the above mentioned dispute regarding bills for ₹ 10368.44 lakh, which has not been accepted by NEEPCO as the offer entailed sharing the disputed amount on a 50 - 50 basis. Meanwhile, based on NEEPCO's request, the Government of India has served noticed on the Government of Tripura with regard to invocation of the payment security clause of the Tripartite Agreement between GoI, RBI and Govt. of Tripura which enables the GoI to divert fund from the state's account maintained with RBI to liquidate the dues payable to NEEPCO by TSECL, including Late Payment Surcharge on the dues. The payment has been deferred till decision on the matter.

(4) With consideration of the above, disputed trade receivable amounting to Rs 10368.44 lakhs has been considered good and no provision has been provided in books since there is no significent credit risk. Further, the realisation of the aforesaid amount is expected within a period of 12 months from the Balance Sheet date.

(5) Notes on Unbilled Revenue

Unbilled revenue as on 31.03.2023 amounting to ₹ 44382.59 lakhs includes energy bills ₹ 26476.88 lakhs, trading of merchant power ₹ 2400.71 lakhs, FERV ₹ 3727.85 lakhs, Wage impact (incl. claim of gratuity enhancement) Rs. 6969.89 lakh, Arrear on AFC revision Rs. 2925.36 lakh, Interest from beneficiaries Rs. 1704.12 lakh, NERLDC fees & charges ₹ 129.98 lakhs & LPS ₹ 47.80 lakhs.

Change in trade receivables

(₹ in lakhs)

Particulars	As at 31st March 2023	As at 31st March 2022
Opening Balance	48,776.49	76,911.76
Add:: Net Revenue Recognised but not realised during the year	45,653.29	(28,135.27)
Closing Balance	94,429.78	48,776.49

(ii) Trade receivables are further analysed as :

(₹ in lakhs)

As at March 31, 2023	Gross credit risk amount	Allowance for credit losses	Net credit risk amount
Amounts not yet due	76,558.90	-	76,558.90
More than 45 days upto six months	6,836.72	-	6,836.72
More than six months	11,034.16	-	11,034.16
TOTAL	94,429.78	-	94,429.78

(₹ in lakhs)

As at March 31, 2022	Gross credit risk amount	Allowance for credit losses	Net credit risk amount
Amounts not yet due	33,536.25	-	33,536.25
More than 45 days upto six months	3,466.93	-	3,466.93
More than six months	11,773.31	-	11,773.31
TOTAL	48,776.49	-	48,776.49

The Company considers its maximum exposure to credit risk with respect to customers as at March 31, 2023 to be ₹ 94,429.78 lakhs (March 31, 2022: ₹ 48776.49 lakhs), which is the fair value of trade receivables after allowance for credit losses. The Company's exposure to customers is diversified and except TSECL (Tripura), MSPDCL (Manipur) & P&E Mizoram, no other customer contributes to more than 10% of outstanding dues (i.e. more than 45 days) accounts receivable as at March 31, 2023 .

Movement in allowance for credit losses in respect of trade receivables:

Particulars	As at March 31, 2023	As at March 31, 2022
Balance at the beginning of the period	-	-
Additions during the period	-	-
Utilised during the period	-	-
Balance at the end of the period	-	-

In determining the allowances for doubtful trade receivables the Company has used a practical expedient by computing the expected credit loss allowance for trade receivables based on a provision matrix. The provision matrix takes into account historical credit loss experience and is adjusted for forward looking information. The expected credit loss allowance is based on the ageing of the receivables that are due and rates used in the provision matrix.

Note no.- 11 Cash and Cash Equivalents

(₹ in lakhs)

Particulars	As at 31st March	As at 31st March
(a) Balances with banks		
Unrestricted Balance with banks		
(i) In Current Account	1,460.60	4,344.26
(ii) In Deposit Account (original matuiry less than 3 months)		
(b) Cheques, drafts on hand		
(c) Cash in hand		
(d) Others	0.74	0.23
Cash and cash equivalents as per balance sheet	1,461.34	4,344.49
Disclosure with regard to cash and Bank Balances		
(a) Earmarked Balances with banks		
Earmarked Balance with banks		
(i) In Current Account		
(ii) In Deposit Account		
Total	**1,461.34**	**4,344.49**

Note no. -12 Bank balances other than Cash and cash equivalents

(₹ in lakhs)

Particulars	As at 31st March 2023	As at 31st March 2022
Restricted Money	291.50	1,009.06
Total	**291.50**	**1,009.06**

(i) Breakup of Restricted Money

(₹ in lakhs)

Particulars	As at 31st March 2023	As at 31st March 2022
DDUGVY scheme of GOI	272.41	992.58
SAUBHAGYA scheme of GOI	14.78	13.79
PM- KUSUM (MNRE- GoI)	1.20	2.69
Roof-Top Solar Scheme	3.11	-
Total	291.50	1,009.06

(ii) Bank balances other than Cash & cash Equivalent consists of restricted money relating to Deen Dayal Upadhyaya Gram Jyoti Yogana(DDUGJY), Pradhan Mantri Sahaj Bijli Har Ghar Yojana (SAUBHAGYA Scheme), PM- KUSUM & Roof-Top Solar Scheme.

(iii) The cash and bank balances as above are primarily denominated and held in Indian rupees.

Note no.- 13 Others

(₹ in lakhs)

Particulars	As at 31st March 2023		As at 31st March 2022	
Other Receivables				
Secured, considered good				
Unsecured, considered good		863.41		1,146.21
Claim Receivable (Unsecured)		-		3,562.67
Contract Assets	24,671.57		29,556.94	
Less :: Provision against LPS	(3,636.25)		-	
Net Contract Assets		21,035.32		29,556.94
Interest accrued on STDR		-		-
Advances to staff		1,187.43		1,429.36
Security Deposits		139.04		111.65
TOTAL		**23,225.20**		**35,806.83**

(₹ in lakhs)

Particulars	As at 31st March 2023	As at 31st March 2022
Interest accrued on deposits and loans		
Unsecured, considered good	-	-
Unsecured, considered doubtful	-	-
Less: Allowance for credit losses	-	-
Other financial assets	-	-
Advances to staff	1,187.43	1,429.36
Security Deposits	139.04	111.65

(i) Net contract assets comprises of provisional revenue ₹ 18800.98 lakhs, Deferred Tax materialisation amounting to ₹ 1452.47 lakhs & Effective tax rate (FY 2016-17) ₹ 781.87 lakhs.

(ii) Other Receivable-Unsecured Considered good consists of amount receivable from REC towards implementation of DDUGJY scheme amounting to ₹ 416.58 lakhs, PM KUSUM amounting to ₹ 25.30 lakhs, amount receivable from PRMB trust ₹ 246.17 lakhs, amount receivable from NTPC ₹ 11.03 lakhs, amount receivable NVVN for TDS ₹ 2.05 lakhs, amount receivable from BSE ₹ 3.03 lakhs, SBI ₹ 1.70 lakhs, LIC ₹ 0.65 lakhs. Amount receivable from Gratuity Trust ₹ 153.17 lakhs & amount recoverable from superannuated staff ₹ 3.73 lakhs.

(iii) There is no outstanding debts due from the Directors of the Company.

(iv) Loan & Advances to employees includes Interest bearing Computer Advance and interest free Furniture Advance and Multipurpose Advance. Computer advance & Furniture advance are recovered from employees in 60 equal instalments whereas Multipurpose Advance is recovered in 12 installment.

(v) Security deposits primarily consists of Deposit against BSNL Lines, Gas Connection, Cable Connection etc. which will be refunded on surrender of services provided by service providers.

(vi) Changes in Other Receivables - Unsecured considered good and Contract Assets

(₹ in lakhs)

Particulars	As at 31st March 2023	As at 31st March 2022
Opening Balance	34,265.82	18,672.63
Add : Addition during the year	13,922.80	39,179.78
Less : Realised / Billed during the year	26,289.89	23,586.59
Closing Balance	21,898.73	34,265.82

Note no.- 14 Current Tax Assets/(Liabilities)

Particulars	As at 31st March 2023	As at 31st March 2022
Advance tax refundable	514.84	180.67
Advance tax paid including TDS/TCS	10,658.62	7,294.29
Less : Current tax liabilities		
Current year	11,488.84	5,676.88
Adjustment for earlier years	70.94	809.86
Other Comphrehensive Income	(885.11)	(772.86)
Pertaining to regulatory deferral account balances	1,468.19	1,619.88
MAT credit entitlement	-	-
Current Tax Asset / (Liabilities) (Net)	**(969.40)**	**141.20**

(i) Amount of tax refundable relate to the AY 2009-10 and AY 2011-12 to AY 2014-15 & AY 2021-22 are ₹4.87 lakhs, ₹ 3.13 lakhs, ₹153.60 lakhs and ₹ 19.07 lakhs under "Vivad Se Vishwas Scheme" and others ₹ 333.48 lakhs and ₹ 0.69 lakhs respectively as assessed during the year ended 31.03.2023.

(ii) MAT credit available for the Company as on 31.03.2023 amounts to ₹ 24702.68 lakhs (Previous year ₹ 11745.65 lakhs), being the amount as per computation of tax credit under Sec 115 JAA.

(iii) Refer Note No-48 for detailed disclosure on Income Tax.

Note no.- 15 Other current assets

(₹ in lakhs)

Particulars	As at 31st March 2023	As at 31st March 2022
Prepaid Expenses including prepaid insurance	2,256.52	1,842.71
Advances to Suppliers & Contractors - Unsecured, considered good	1,690.30	1,339.40
Less : Allowances for doubtful	52.77	40.40
Scrap /Obsolete assets	12,938.69	12,704.57
Less : Provisions	12,938.69	12,704.57
Net	-	-
Total	**3,894.05**	**3,141.71**
Assets held for disposal	-	8.20
Total	**3,894.05**	**3,149.91**

(i) Prepaid Expenses consists of amount paid in advance in respect of prepaid insurance , License fee (pollution control) & BSNL leaseline for internet, the benefit of which has not yet expired on reporting date. Prepaid expenses of items of ₹ 20000/- and below are charged to natural head of accounts.

(ii) Advances to suppliers & contractors are the short term advances to be recovered within 12 months from the bills. The advances are given as stipulated under the work/supply order.

(iii) Advance to Directors and other related parties as on 31.03.2023 is NIL. (Previous year NIL)

(iv) Assets held for disposal consists of following items *(₹ in lakhs)*

Particulars	As at 31st March 2023	As at 31st March 2022
Plant & Equipments	-	38.60
Vehicles	-	9.71
Office Equipment	-	-
Tools & Plants	-	-
Misc . Equipment	-	-
Value of Assets held for disposal	-	48.31
Less: Provision	-	40.11
NRV for Assets held for disposal	-	8.20

(v) Scarp/Obosiete Assets

₹ in lakhs

Unit	As at 31st March 2023	As at 31st March 2022
Assam GBPS	510.88	473.11
Agartala GBPS	194.42	72.67
Kopili HPS	11,846.38	11,837.67
Ranganadi HPS	86.53	86.53
Pare HPS	-	1.70
Kameng HPS	-	67.17
KOLKATA	0.06	-
Tripura GBPS	-	0.08
Tuirial HPS	70.95	70.95
Rupa (S&I)	0.07	0.40
Shillong	93.18	93.18
Guwahati	0.57	1.11
Wah Umium	0.71	-
New Delhi	0.79	-
Doyang HPS	134.15	-
TOTAL	**12,938.69**	**12,704.57**
Less: Provision	12,938.69	12,704.57

Note- 16 Regulatory Deferral Accounts Debit Balance (₹ in lakhs)

Particulars	As at 31st March 2023	As at 31st March 2022
Regulatory deferral account Debit balance		
(i) Employees benefit expenses - Gratuity		
Opening Balance	4,793.47	4,793.47
Addition during the period	(4,793.47)	
Closing balance	**-**	**4,793.47**
ii) Depreciation - Tuirial HPS		
Opening Balance	18,079.69	13,962.05
Addition during the period	4,113.61	4,117.64
Closing balance	**22,193.30**	**18,079.69**
(iii) Deferred Tax adjustment against deferred tax liabilities		
Opening Balance	29,387.52	24,233.87
Addition during the period	10,542.90	5,153.65
Realized/Adjustment during the period		-
Closing balance	**39,930.42**	29,387.52
(iv) Deferred Tax Recoverable		
Opening Balance	38,623.96	39,934.78
Realized/Adjustment during the period	(1,452.47)	(1,310.82)
Closing balance	**37,171.49**	**38,623.96**
(v) Exchange difference		
Opening Balance	1,459.91	1,459.91
Addition during the period	-	-
Realized/Adjustment during the period	(1,459.91)	-
Closing balance	-	**1,459.91**
Regulatory deferral account Debit balance	**99,295.21**	**92,344.55**

Deferral Regulatory Account Balance has been adjusted in line with **Accounting Policy No-6**. Refer Note No.37 for detailed disclosure.

Note- 17 Equity Share Capital

(₹ in lakhs)

Particulars	As at 31st March' 2023	As at 31st March,2022
Equity Share Capital	3,60,981.04	3,60,981.04
Total	**3,60,981.04**	**3,60,981.04**

Authorised & Issued Share Capital

(₹ in lakhs)

Particulars	As at 31st March' 2023	As at 31st March,2022
Authorised Share Capital 5,00,00,00,000 nos. of equity shares of ₹ 10/- each (Previous year 5,00,00,00,000 nos. of equity shares of ₹ 10/- each)	**5,00,000.00**	**5,00,000.00**
Issued, Subscribed and fully paid-up capital comprises :		
3,60,98,10,400 nos. (Previous period 3,60,98,10,400 nos.) of equity shares of ₹ 10/- each	3,60,981.04	3,60,981.04
Total	**3,60,981.04**	**3,60,981.04**

(i) The movement in subscribed and paid up share capital is set out below:

Particulars	As at March 31' 2023					
	Opening balance as on 01.04.2022		Movement during 2022-23		Closing Balance as on 31.03.2023	
	No. of shares	₹ in Lakhs	No. of shares	₹ in Lakhs	No. of shares	₹ in Lakhs
Ordinary shares of ₹10 each						
At beginning of the year	3609810400	360981.04	-	-	3609810400	360981.04
Shares allotted during the year	-	-	-	-		
	3609810400	360981.04	-	-	3609810400	360981.04

Particulars	As at March 31' 2022					
	Opening balance as on 01.04.2021		Movement during 2021-22		Closing Balance as on 31.03.2022	
	No. of shares	₹ in Lakhs	No. of shares	₹ in Lakhs	No. of shares	₹ in Lakhs
Ordinary shares of ₹10 each						
At beginning of the year	3,60,98,10,400	3,60,981.04	-	-	3,60,98,10,400	3,60,981.04
Shares allotted during the year	-	-	-	-		
	3,60,98,10,400	**3,60,981.04**	-	-	**3,60,98,10,400**	**3,60,981.04**

(ii) Details of shareholding of Promoter/Holding Company

Particulars	As at 31st March' 2023			As at 31st March,2022		
Name of Promoter/Holding Company	No. of Shares Held (Face value of ₹ 10 each)	% of Total Shares	% change during the year	No. of Shares Held (Face value of ₹ 10 each)	% of Total Shares	% change during the year
NTPC Ltd.	3,60,98,10,400	100.00	-	3609810400	100	-

(iii) The Corporation has only one class of shares referred to as equity shares having a par value of ₹ 10/- wholly owned by NTPC ltd. The holders of the equity shares are entitled to receive dividends as declared from time to time and are entitled to voting rights proportionate to their share holding at the meetings of shareholders.

(iv) The Cabinet Committee on Economic Affairs, chaired by Prime Minister accorded in-principle approval for stareregic disinvestment of Government of India shareholding of 100% in NEEPCO alongwith transfer of management control to an identified CPSE strategic buyer, namely NTPC.

Accordingly, acquisition of entire equity stake of Government of India in NEEPCO Ltd by NTPC Ltd completed on 27th March 2020 through share transfer in persuant to share purchase agreement dt. 25th March 2020 between Government of India & NTPC Ltd. NTPC Ltd holds 100% ownership interest in NEEPCO Ltd as on 31st March 2023.

(v) During the immediately preceeding five years, the company has neither alloted any share persuant to contract without payment being received in cash, nor as bonus share nor bought back any shares.

Note no.- 18 Other equity

(₹ in lakhs)

Particulars	As at 31st March 2023	As at 31st March 2022
General Reserve	1,97,691.68	1,97,691.68
Retained earnings	34,856.91	32,197.01
Bond redemption reserve	65,054.17	65,054.17
Total	**2,97,602.76**	**2,94,942.86**

18.1 General Reserve

(₹ in lakhs)

Particulars	As at 31st March 2023	As at 31st March 2022
Balance at the beginning of the year/period	1,97,691.68	1,97,691.68
Balance at the end of the year/period	**1,97,691.68**	**1,97,691.68**

18.2 Retained Earnings

(₹ in lakhs)

Particulars	As at 31st March 2023	As at 31st March 2022
Balance at the beginning of the year/period	32,197.01	21,273.80
Profit attributable to owners of the Company	39,690.08	21,229.37
Other comprehensive income arising from remeasurement of defined benefit obligation net of income tax	(530.18)	(1,306.16)
Final dividend paid for the previous year	(1,500.00)	(1,500.00)
Interim dividend for the current year	(35,000.00)	(7,500.00)
Balance at the end of the year/period	**34,856.91**	**32,197.01**

(i) During the year, the Company has paid ₹ 1500.00 lakhs towards final dividend for the previous FY 2021-22 approved in the 46th AGM held on 19.09.2022.

(ii) Interim Dividend for the current F.Y. 2022-23 amounting to ₹ 35000.00 lakhs was approved in the 277th BoD meeting held on 16.03.2023. The same has been paid on 13.04.2023

Retained Earnings are the profit of the Company earned till date net of appropriation.

18.3 Bond Redemption Reserve

(₹ in lakhs)

Particulars	As at 31st March 2023	As at 31st March 2022
Balance at the beginning of the year/period	65,054.17	65,054.17
Movement during the year/period		
Balance at the end of the year/period	**65,054.17**	**65,054.17**

The nature of reserves are follows:

(a) General Reserve :- Under the erstwhile companies Act 1956, a general reserve was created through an annual transfer of net profit at a specified percentage in accordance with applicable regulations. Consequent to the introduction of Companies Act 2013, the requirement to mandatorily transfer a specified percentage of net profit to general reserve has been withdrawn.

(b) Bond redemption reserve:-In terms of the applicable provisions of the Companies Act 2013, read with Companies (Share Capital and Debenture) Rules, 2014, the Company should comply with the requirements with regard to Bond/Debenture Redemption Reserve. The adequacy of Bond/Debenture Redemption Reserve is required to be ten percent of the value of the outstanding debentures. As on 31.03.2023, the Company has maintained a Bond Redemption Reserve of Rs. 65054.17 lakh, which is adequate for the purpose. Hence, the Company has not created any further Bond Redemption Reserve during the year.

Non-current liabilities

Financial Liabilities

Note no.- 19 **Long term borrowings** (₹ in lakhs)

Particulars	As at 31st March 2023	As at 31st March 2022
A. PRIVATELY PLACED PSU BONDS		
1. SECURED BORROWINGS		
i. Twenty second issue	50,000.00	50,000.00
Less : Bond expense amortisation	26.30	30.76
Add: Interest accrued but not due	1,158.36	1,158.36
Bond - Twenty second Issue (Net)	51,132.06	51,127.60
8 years NEEPCO 7.55% Secured, Redeemable, Non-Convertible, Taxable Bonds of Rs.10,00,000 each, redeemable at 25% of face value on 10-12-2026, 10-06-2027, 10-12-2027 & 10-06-2028 with Call Option on 10-06-2025, 10-12-2025, 10-06-2026, 10-12-2026, 10-06-2027, 10-12-2027. The assets attached to the earth as well as other movable assets of the Kameng Hydro Electric Project, Arunchal Pradesh and the landed property of the Corporation in the District of Mehsana, Gujarat have been identified for creation of charge by way of mortgage through a Trust Deed with the appointed Debenture Trustee: Charge ID No.100394348		
ii. Twenty first Issue	15,000.00	15,000.00
Less : Bond expense amortisation	16.99	20.67
Add: Interest accrued but not due	17.86	21.43
Bond - Twenty first Issue (Net)	15,000.87	15,000.76
8 years NEEPCO 8.69% Secured, Redeemable, Non-Convertible, Taxable Bonds in the nature of debetures of Rs.10,00,000 each, redeemable at 50% of face value on 26-09-2026, 26-09-2027 with Call Option on 26-09-2024, 26-03-2025, 26-09-2025, 26-03-2026,26-09-2026 & 26-03-2027. The assets attached to the earth as well as other movable assets of the Kameng Hydro Electric Project, Arunchal Pradesh and the landed property of the Corporation in the District of Mehsana, Gujarat have been charged by way of mortgage through a Trust Deed with the appointed Debenture Trustee.		
iii. Twentieth issue	30,000.00	30,000.00
Less : Bond expense amortisation	12.12	16.78
Add: Interest accrued but not due	960.41	960.41
Bond - Twentieth Issue (Net)	30,948.29	30,943.63
7 years NEEPCO 9.50% Secured, Redeemable, Non-Convertible, Taxable Bonds of Rs.10,00,000 each, redeemable at 25% of face value on 29-05-2024, 29-11-2024, 29-05-2025 & 29-11-2025 with Call Option on 29-11-2023, 29-05-2024, 29-11-2024, 29-05-2025. (The assets attached to the earth as well as other movable assets of the Kameng Hydro Electric Project, Arunchal Pradesh and the landed property of the Corporation in the District of Mehsana, Gujarat have been charged by way of mortgage through a Trust Deed with the appointed Debenture Trustee).		

Particulars	As at 31st March 2023	As at 31st March 2022
iv. Nineteenth Issue	-	30,000.00
Less : Bond expense amortisation	-	21.09
Add: Interest accrued but not due	-	359.59
Bond - Nineteenth issue (Net)	-	30,338.50
10 years NEEPCO 8.75% Secured, Redeemable, Non-Convertible, Taxable Bonds of ₹ 10,00,000 each, redeemable at 25% of face value on 06-09-2026; 06-03-2027;06-09-2027 & 06-03-2028 with call option on 06-03-2023,10-08-2023,10-02-2024,10-08-2024,10-02-2025,10-08-2025, 10-02-2026,10-08-2026,10-02-2027,10-08-2027,10-02-2028. (The assets attached to the earth as well as other movable assets of the Pare Hydro Electric Project, Arunchal Pradesh and the landed property of the Corporation in the District of Mehsana, Gujarat have been chargeed by way of mortgage through a Trust Deed with the appointed Debenture Trustee).		
v. Eighteenth Issue	50,000.00	50,000.00
Less : Bond expense amortisation	15.23	20.11
Add: Interest accrued but not due	1,441.32	1,441.32
Bond -Eighteenth Issue (Net)	51,426.09	51,421.21
8 years NEEPCO 7.68% Secured, Redeemable, Non-Convertible, Taxable Bonds of ₹ 10,00,000 each, redeemable at 50% of face value on 15-05-2025 & 15-11 2025 with call option on 15-11-2022,15-05-2023,15-11-2023, 15-05-2024,15-11-2024,15-05-2025. (The assets attached to the earth as well as other movable assets of the Pare Hydro Electric Project, Arunachal Pradesh and the landed property of the Corporation in the District of Mehsana, Gujarat have been charged by way of mortgage through a Trust Deed with the appointed Debenture Trustee).		
vi. Sixteenth Issue	90,000.00	90,000.00
Less : Bond expense amortisation	40.08	45.33
Add: Interest accrued but not due	2,290.09	2,290.09
Bond -Sixteenth (Net)	92,250.01	92,244.76
15 years NEEPCO 8.68% Secured, Redeemable, Non-Convertible, Taxable Bonds of ₹ 10,00,000/- each, redeemable at 20% of face value on 30-09-2026; 30-09-2027; 30-09-2028; 30-09-2029 & 30-09-2030. (The assets attached to the earth as well as other movable assets of the Tuirial Hydro Electric Project in Mizoram, Kopili Hydro Electric Project in Assam and the landed property of the Corporation in the District of Mehhsana, Gujarat have been charged by way of mortgage through a Trust Deed with the appointed Debenture Trustee)		
vii. Fifteenth Issue	24,000.00	36,000.00
Add: Interest accrued but not due	42.12	63.17
Bond -Fifteenth (Net)	24,042.12	36,063.17
10 years NEEPCO 9.15% Secured, Redeemable, Non-Convertible, Taxable Bonds of ₹ 10,00,000/- each, redeemable at 20% of face value on 25-03-2021; 25-03-2022; 25-03-2023; 25-03-2024 & 25-03-2025. (The assets of the Agartala Gas Turbine Project (original open-cycle plant) in Tripura, assets except the Gas Turbines & Steam Turbines in the Assam Gas Based Project, Assam, assets except Plant & Machinery in the generating station in the Ranganadi Hydro Electric Project, Arunachal Pradesh and the landed property of the Corporation in the District of Mehsana, Gujarat have been charged by way of mortgage through a Trust Deed with the appointed Debenture Trustee).		

Particulars	As at 31st March 2023	As at 31st March 2022
viii. Fourteenth Issue	1,00,000.00	1,50,000.00
Add: Interest accrued but not due	-	-
Bond -Fourteenth (Net)	1,00,000.00	1,50,000.00
10 years NEEPCO 9.60% Secured, Redeemable, Non-Convertible, Taxable Bonds of ₹ 10,00,000 each, redeemable at 20% of face value on 01-10-2020; 01-10-2021; 01-10-2022; 01-10-2023 & 01-10-2024 . (The assets attached to the earth as well as other movable assets of the Kameng Hydro Electric Project, Arunachal Pradesh and the landed property of the Corporation in the District of Mehsana, Gujarat have been charged by way of pari passu mortgage through a Trust Deed with the appointed Debenture Trustee).		
ix. Thirteenth Issue	-	1,450.00
Add: Interest accrued but not due	-	6.08
Bond -Thirteenth (Net)	-	1,456.08
10 years NEEPCO 9.00% Secured, Redeemable, Non-Convertible, Taxable Bonds of ₹ 10,00,000/- each, redeemable at 20% of face value on 15-03-2019; 15-03-2020;15-03-2021, 15-03-2022 & 15-03-2023. (The Steam Turbines of the Assam Gas Based Power Plant, Assam and the landed property of the Corporation in the District of Mehsana, Gujarat have been charged by way of mortgage through a Trust Deed with the appointed Debenture Trustee).		
x. Twelfth Issue	-	2,400.00
Add: Interest accrued but not due	-	83.33
Bond -Twelfth (Net)	-	2,483.33
10 years NEEPCO 9.25% Secured, Redeemable, Non-Convertible, Taxable Bonds of ₹ 10,00,000/- each, redeemable at 20% of face value on 27-06-2018; 27-06-2019;27-06-2020; 27-06-2021 & 27-06-2022. (All the Plant and Machinery in the Generating Station of the Ranganadi Hydro Electric Project, Arunachal Pradesh and the landed property of the Corporation in the District of Mehsana, Gujarat have been charged by way of mortgage through a Trust Deed with the appointed Debenture Trustee).		
xi. Eleventh Issue	-	-
Add: Interest accrued but not due	-	-
Bond -Eleventh (Net)	-	-
10 years NEEPCO 10.20% Secured, Redeemable, Non-Convertible, Taxable Bonds of ₹ 10,00,000 each, redeemable at par on 15-12-2021 with a put & call option on 15-12-2018. (The Gas Turbines of the Assam Gas Based Power Project, Assam and the landed property of the Corporation in the District of Mehsana, Gujarat have been charged by way of pari passu mortgage through a Trust Deed with the appointed Debenture Trustee).		
Sub-total : Privately Placed PSU Bonds (A)	**3,64,799.44**	**4,61,079.04**
B. SECURED TERM LOANS		
I. Rupee Loans:		
a. Medium Term Coporate Loan from Canara Bank	25,000.00	37,500.00
Add: Interest accrued but not due	165.86	216.01
Medium Term Coporate Loan from Canara Bank (Net)	25,165.86	37,716.01
Secured by pari passu charge over assets of the Kameng Hydro Electric Power Project (600 MW) situated at Arunachal Pradesh. The loan is repayble in 16 structured quarterly installment after 1 year moratorium from first drawal on 03-02-2020.		

Particulars	As at 31st March 2023	As at 31st March 2022
b. Corporate Term Loan from Punjab National Bank	81,600.00	85,000.00
Add: Interest accrued but not due	-	-
Medium Term Coporate Loan from PNB (Net)	81,600.00	85,000.00
Secured by pari passu charge over assets of the Kameng Hydro Electric Power Project (600 MW) situated at Arunachal Pradesh. The loan is repayble in following quarterly installments after 2 years moratorium from first drawal: 12 equal installments of Rs. 17 crore each starting from 30.12.2022, 8 equal installments of Rs. 34 crore each starting from 30.12.2025 and 4 equal installments of Rs.93.50 crore each starting from 30.12.2027.		
c. Rupee Term Loan from State Bank of India	1,00,000.00	35,000.00
Add: Interest accrued but not due	-	-
Rupee Term Loan from SBI (Net)	1,00,000.00	35,000.00
Secured by pari passu charge on the assets of the Kameng Hydro Electric Power Project (600 MW) situated at Arunachal Pradesh with other lenders. The loan is repayble in following quarterly installments after 2 years moratorium from the first date of drawal: Rs 25.00 Cr each at the end of the 9th to the 20th quarter; Rs 50.00 Cr each at the end of the 21st to 28th quarter; Rs 75.00 Cr each at the end of the 29th to 32th quarter.		
d. Term Loan from HDFC Bank	30,000.00	
[Secured by hypothecation of fixed assets of the property on first Pari passu basis at Pare Hydro Power station -Arunachal Pradesh & plant & Machinery at the Ranganadi HPS (405 MW) and Gas Turbines of the Assam Gas Based Power Station (291 MW)]. The loan is repayable in the following quarterly installment commencing from the moratorium period of 2 years from the first drawal (06.10.2022) Rs 15.00 Crores each at the end of the 9th to 20th quarter-Rs 25.00 crores each at the end of the 21st to 28th quarter; Rs 30.00 crores each at the end of 29th to 32nd quarter.		
Add: Interest accrued but not due	206.64	
Term Loan from HDFC Bank (Net)	30,206.64	-
Foreign Currency Loan		
External Commercial Borrowing	-	13,608.89
Add: Interest accrued but not due	-	11.20
External Commercial Borrowing (Net)	-	13,620.09
[Secured by Hypothecation of all movable & immovable assets (including plant, machinery) created / to be created in respect of Tripura Gas Based Power Plant, Agartala and Agartala Gas Turbine Projects –Extension, Agartala. [SBI,Singapore has sanctioned 100 million US Dollar ECB loan @ interest rate of 3 months LIBOR plus 3.05% p.a. as margin (margin has been reduced to 2.75% p.a. w.e.f 20th March 2018). The agreement was signed on 9.12.2013. The last drawal was on 4th June 2014 . The ECB loan is repayable in 39 equal quarterly installments w.e.f. 20.06.2014]		
Sub- Total Secured Term Loans (B)	**2,36,972.50**	**1,71,336.10**
Total : Secured Borrowings (A+B)	**6,01,771.94**	**6,32,415.14**
2.UNSECURED BORROWINGS:		
1. PRIVATELY PLACED PSU BONDS		
Twenty Third Issue	20,000.00	20,000.00
Less : Bond expense amortisation	4.34	4.86
Add: Interest accrued but not due	31.30	31.30
Bond - Twenty Third Issue (Net)	20,026.96	20,026.44

Particulars	As at 31st March 2023	As at 31st March 2022
8 years NEEPCO 7.14% Unsecured, Redeemable, Non-Convertible, Taxable Bonds of Rs.10,00,000 each, redeemable at 25% of face value on 22-09-2028; 23-03-2029; 24-09-2029; 22-03-2030 with Call Option on 24-03-2026; 24-09-2026; 24-03-2027; 24-09-2027; 24-03-2028; 22-09-2028; 23-03-2029; 24-09-2029.		
(i) Rupee Loan		
Subordinate Loans from Government of India	29,196.42	29,196.42
Less : Loan expense amortisation	71.46	72.32
Add: Interest accrued but not due	-	-
Subordinate Loans from Government of India (Net)	29,124.96	29,124.10

North Eastern Electric Power Corporation Limited Shillong

नेपिनेप NEEPCO New Delhi North Eastern Electric Power Corporation

Particulars	As at 31st March 2023	As at 31st March 2022
(Govt of India has sanctioned subordionate loan of ₹ 29196.42 lakhs at the interest trate of 1 % p.a . The loan was sanctioned on various date with last drawal on 6th July 2015 . The loan is repayable in 15 equal annual installments from the 16th year after commissioning of the Tuirial Hydro Electric Project, Mizoram) i.e from 30th January 2018.		
(ii) Foreign Currency Loan		
Loan from KfW, Germany	39,729.32	43,744.62
Less :: Fair Value (80 million & 20 Million)	(154.22)	(141.76)
Add: Interest accrued but not due	255.96	284.48
Loan from KfW, Germany (Net)	40,139.50	44,170.86
(Guaranteed by the Govt. Of India) Loan sanctioned for construction of the Pare Hydro Electric Project (110 MW) at Arunachal Pradesh. (Loan of 80 million and 20 million EURO was sanctioned from KFW , Germany under the Indo-German Bilateral Development Cooperation Programme. The loan agreement 80 million and 20 million EURO was executed on 11th December 2008 & 20th December 2017 at fixed interest rate of 3.46 % p.a. & 0.85% p.a. respectively. The loan is guranteed by Govt of India. The last loan installment of 80 million EURO was received on 03.03.2016 & 20 million EURO was received on 16.08.2018. The loans are repayble in 30 equal half-yearly installments w.e.f. 30-12-2013 & 20 equal half-yearly installments w.e.f. 30-12-2020 respectively.)		
Total Unsecured Borrowing (i + ii)	**89,291.42**	**93,321.40**
Total (1 + 2)	**6,91,063.36**	**7,25,736.54**
Less : Current maturities of (Refer Note 20)		
Bonds	62,000.00	65,850.00
Rupee Term Loan	21,800.00	17,500.00
Foreign Currency Loan - Secured	-	7,774.78
Foreign Currency Loan - unsecured	6,571.82	6,208.96
Interest accrued but not due	6,569.92	6,926.77
G R A N D T O T A L : Non-Current Liabilities	**5,94,121.62**	**6,21,476.03**

The maturity profile of borrowings is as follows: (₹ in lakhs)

Contractual maturities	As at 31st March 2023	As at 31st March 2022
In one year or less or on demand	96,909.44	1,04,170.77
Between one & two years	1,14,371.82	96,543.07
Between two & tree years	97,771.82	1,08,208.96
Between three & four years	76,671.82	96,208.96
Between four & five years	1,09,571.82	89,208.96
More than five years	1,95,766.63	2,31,395.82
Total contractual cash flows	**6,91,063.36**	**7,25,736.54**
Total Borrowings	**6,91,063.36**	**7,25,736.54**

Note:

a. The company has utilised its borrowed fund for the specific purpose only as per the terms & conditions of loan agreement(s).

b. The quarterly returns or statements of current assets filed by the Company with banks or financial institutions are in agreement with the books of accounts.

Financial Liabilities

Note no.- 19 A **Non current financial liabilities - Lease liabilities** (₹ in lakhs)

Particulars	As at 31st March 2023	As at 31st March 2022
Lease Liability - Asset under Lease	1086.31	1011.83
Less: Current maturities of lease liabilities	607.67	573.64
Total	478.64	438.19

Note no.- 20 **Long Term Provisions**

(₹ in lakhs)

Particulars	As at 31st March 2023	As at 31st March 2022
Medical benefit for retired employees	-	1,607.45
Other retirement benefits	319.12	274.41
Total	**319.12**	**1,881.86**

The provision for employee benefits includes gratuity, Leave Encashment, Post retirement medical benefit, Gold Coin at retirement. The increase/ decrease in the carrying amount of the provision for the current year is mainly on account of net impact of incremental charge for current year and benefits paid in the current year.

1. Defined Contribution Plan

The Company participates in a number of defined contribution plans on behalf of relevant personnel. Any expense recognised in relation to these schemes represents the value of contributions payable during the period by them at rates specified by the rules of those plans. The only amounts included in the balance sheet are those relating to the prior months contributions that were not due to be paid until after the end of the reporting period. The major defined contribution plans operated by the Company are as below:

a) Provident fund

In accordance with Indian law, eligible employees of the Company are entitled to receive benefits in respect of provident fund, a defined contribution plan, in which both employees and the Company make monthly contributions at a specified percentage of the covered employees' salary.Company pays fixed contribution at predetermined rates to the Provident Fund Trust, which invests the fund in permitted securities as per Government guidelines. The Companies contribution to the fund for the period was ₹ 3367.77 lakhs (previous period ₹ 3414.12 lakhs).The investment has earned sufficient interest to pay the same to the members as per the rate specified by the Government of India.

b) Superannuation fund

In terms of the Guidelines of Department of Public Enterprise (DPE), Govt.of India (GOI) issued vide O.M. no.2(70)/08-DPE (WC) / GL-xiv/08 dt.26.11.2008 and OM. No. 2(70)/08-DPE (WC) / GL-vii/09 dt.02.04.2009, the Company has formulated the NEEPCO Employees Defined Contribution Superannuation Benefit Scheme.
The Companies contribution to the trust managing this scheme for the year was ₹ 2507.55 lakhs (previous year ₹ 2404.67 lakhs).

2. Defined benefit plans

a. Post –Retirement Medical Benefit scheme

The Company has a Contributory Scheme for Post –Retirement Medical Facilities for Superannuated Employees. Under the scheme the retired /deceased employee and spouse of retiree/deceased are provided medical facilities on contributory basis which is as follows:
Reimbursement of medical expenses incurred for indoor treatment restricted to the rates of nearest authorized / approved hospital.
For out-patient/ domiciliary treatment taken in empanelled hospitals, reimbursement are allowed for clinical tests , examination, cost of medicines and other OPD expenses at actual subject to a ceiling of maximum of last basic per annum, whichever is less.. The liability for the same is recognized on the basis of actuarial valuation.

b. Other retirement benefit on Superannuation

To nurture a good organizational culture and appreciate the sincere services rendered by the employee, the Corporation is providing a Gold Coin to the retiring employee on the date of retirement. The liability for the same is recognized on the basis of actuarial valuation.

3. Other Employee benefit

Social Security Scheme

The Company has a Social Security Scheme in lieu of compassionate appointment. The Company makes a matching contribution to the scheme. The objective of the scheme is to provide cash benefits to the dependent beneficiaries in the event of the death of an employee of the Company while in service including permanent total disablement leading to cessation of employment.

Note No.- 20A

Disclosures As Per Ind AS 19

(₹ in lakhs)

Actuarial Valuation of Gratuity Liability

Summary of results:

	Assets / Liability	31-03-2023	31-03-2022
a	Present value of obligation	18,468.36	19,689.11
b	Fair value of plan assets	18,621.53	18,643.54
c	Net assets / (liability) recognized in balance sheet as provision	153.17	-1,045.58

Summary of membership data:

	As at	31-03-2023	31-03-2022
a)	Number of employees	1766	1915
b)	Total Monthly Salary (Lakhs)	2173.62	2189.11
c)	Average Past Service (Years)	24.31	23.58
d)	Average Age (Years)	50.75	50.38
e)	Average remaining (Years) working life	9.25	9.62
f)	weighted average duration	8.95	9.43

Economic Assumptions:

As at	31-03-2023	31-03-2022
i) Discounting Rate	7.40	7.00
ii) Future salary Increase	6.50	6.50

Demographic Assumption:

As at	31-03-2023	31-03-2022
i) Retirement Age (Years)	60	60
ii) Mortality rates inclusive of provision for disability **	100% of IALM (2012 - 14)	100% of IALM (2012 - 14)
iii) Attrition at Ages	Withdrawal Rate (%)	Withdrawal Rate (%)
Up to 30 Years	0.01%	0.01%
From 31 to 44 years	0.03%	0.03%
Above 44 years	0.06%	0.06%

Scale of Benefits:

a)	Salary for calculation of gratuity	Last drawn quailfying salary.
b)	Vesting Period	5 years of service.
c)	Benefit on normal retirement	As per the provisions of payment of Gratuity Act 1972 as
d)	Benefit on early retirement / withdrawal / resignation	Same as normal retirement benefit based on service upto the date of exit.
e)	Benefit on death in service	Same as normal retirement benefit based on service upto the
f)	Limit	20.00 Lakhs.

Plan Liability:

Date Ending	31-03-2023	31-03-2022
Present value of obligation as at the end of the	18,468.36	19,689.11

Service Cost:

		31-03-2023	31-03-2022
a)	Current Service Cost	932.45	1,026.63
b)	Past Service Cost including curtailment Gains/Losses	--	--
c)	Gains or Losses on Non routine settlements	--	--
d)	Total Service Cost	932.45	1,026.63

Net Interest Cost:

		31-03-2023	31-03-2022
a)	Interest Cost on Defined Benefit Obligation	1,378.24	1,329.82
b)	Interest Income on Plan Assets	1,305.05	1,226.55
c)	Net Interest Cost (Income)	73.19	103.26

Change in Benefit Obligation:

		31-03-2023	31-03-2022

a)	Present value of obligation as at the beginning of the period	19,689.11	19,701.01
b)	Acquisition adjustment	--	--
c)	Interest Cost	1,378.24	1,329.82
d)	Service Cost	932.45	1,026.63
e)	Past Service Cost including curtailment Gains/Losses	--	--
f)	Benefits Paid	-2,527.13	-2,393.79
g)	Total Actuarial (Gain)/Loss on Obligation	-1,004.31	25.44
h)	Present value of obligation as at the End of the period	18,468.36	19,689.11

Bifurcation of Actuarial Gain/Loss on Obligation:

		31-03-2023	31-03-2022
a)	Actuarial (Gain)/Loss on arising from Change in Demographic Assumption	--	--
b)	Actuarial (Gain)/Loss on arising from Change in Financial Assumption	-412.06	-286.06
c)	Actuarial (Gain)/Loss on arising from Experience Adjustment	-592.25	311.50

Actuarial Gain/Loss on Plan Asset:

		31-03-2023	31-03-2022
a)	Expected Interest Income	1,305.05	1,226.55
b)	Actual Income on Plan Asset	1,459.55	1,336.31
c)	Actuarial gain /(loss) for the year on Asset	154.50	109.76

Balance Sheet and related analysis:

		31-03-2023	31-03-2022
a)	Present Value of the obligation at end	18,468.36	19,689.11
b)	Fair value of plan assets	18,621.53	18,643.53
c)	Unfunded Liability/provision in Balance Sheet	153.17	-1,045.58

The amounts recognized in the income statement:

		31-03-2023	31-03-2022
a)	Total Service Cost	932.45	1,026.63
b)	Net Interest Cost	73.19	103.26
c)	Expense recognized in the Income Statement	1,005.64	1,129.90

Other Comprehensive Income (OCI):

		31-03-2023	31-03-2022
a)	Net cumulative unrecognized actuarial gain/(loss) opening		
b)	Actuarial gain / (loss) for the year on PBO	1,004.31	-25.44
c)	Actuarial gain /(loss) for the year on Asset	154.50	109.76
d)	Unrecognized actuarial gain/(loss) for the year	1,158.81	84.32

Change in plan assets :

		31-03-2023	31-03-2022
a)	Fair value of plan assets at the beginning of the period	18,643.53	18,171.16
b)	Actual return on plan assets	1,459.55	1,336.31
c)	Employer contribution	1,045.58	1,529.85
d)	Benefits paid	-2,527.13	-2,393.79
e)	Fair value of plan assets at the end of the period	18,621.53	18,643.53

Major categories of plan assets (as percentage of total plan assets):

		31-03-2023	31-03-2022
a)	Government of India Securities	--	--
b)	State Government securities	--	--
c)	High Quality Corporate Bonds	--	--
d)	Equity Shares of listed companies	--	--
e)	Property	--	--
f)	Funds Managed by Insurer	100%	100%
g)	Bank Balance	--	--
	Total	**100%**	**100%**

Change in Net Defined Benefit Obligation:

		31-03-2023	31-03-2022
a)	Net defined benefit liability at the start of the period	1,045.58	1,529.85
b)	Acquisition adjustment	--	--
c)	Total Service Cost	932.45	1,026.63
d)	Net interest cost (Income)	73.19	103.26
e)	Re-measurements	-1,158.81	-84.32
f)	Contribution paid to the Fund	-1,045.58	-1,529.85
g)	Benefit paid directly by the enterprise	--	--
h)	Net defined benefit liability at the end of the period	-153.17	1,045.58

Bifurcation of PBO at the end of year in current and non current:

		31-03-2023	31-03-2022
a)	Current liability (Amount due within one year)	1,896.87	2,354.51
b)	Non-Current liability (Amount due over one year)	16,571.49	17,334.60
	Total PBO at the end of year	**18,468.36**	**19,689.11**

Expected contribution for the next Annual reporting period:

		31-03-2023	31-03-2022
a)	Service Cost	736.30	800.38
b)	Net Interest Cost	-11.33	73.19
c)	Expected Expense for the next annual reporting period	724.97	873.57

Sensitivity Analysis of the defined benefit obligation:

a) Impact of the change in discount rate		
	Present Value of Obligation at the end of the period	**18,468.36**
a)	Impact due to increase of 0.50%	-491.18
b)	Impact due to decrease of 0.50 %	517.87
b) Impact of the change in salary increase		
	Present Value of Obligation at the end of the period	**18,468.36**
a)	Impact due to increase of 0.50%	130.35
b)	Impact due to decrease of 0.50 %	-136.75

Maturity Profile of Defined Benefit Obligation:		
	Year	Amount
a)	0 to 1 Year	1896.87
b)	1 to 2 Year	2322.92
c)	2 to 3 Year	1984.84
d)	3 to 4 Year	1995.05
e)	4 to 5 Year	1674.85
f)	5 to 6 Year	1574.22
g)	6 Year onwards	7019.61

Actuarial Valuation of Leave Encashment

Summary of results:

(₹ In lakhs)

	Assets / Liability	31-03-2023	31-03-2022
a	Present value of obligation	16,392.78	13,855.16
b	Fair value of plan assets	--	--
c	Net assets / (liability) recognized in balance sheet as provision	-16,392.78	-13,855.16

Summary of membership data:

	As at	31-03-2023	31-03-2022
a)	Number of employees	1766	1915
b)	Total Monthly Salary for (Lakhs) leave encashment	2173.62	2189.11
c)	Total Monthly Salary for (Lakhs) leave availment	3912.52	4378.22
d)	Average Past Service (Years)	24.31	23.58
e)	Average Age (Years)	50.75	50.38
f)	Average remaining (Years) working life	9.25	9.62
g)	Leave balance considered on valuation date	3,88,263	3,43,062
h)	Weighted average duration of PBO	8.95	9.43

Economic Assumptions:

	31-03-2023	31-03-2022
i) Discounting Rate	7.40	7.00
ii) Future salary Increase	6.50	6.50

Demographic Assumption:

i) Retirement Age (Years)	60	60
ii) Mortality rates inclusive of provision for disability **	100 % of IALM (2012 - 14)	100 % of IALM (2012 - 14)
iii) Ages	Withdrawal Rate (%)	Withdrawal Rate (%)
Up to 30 Years	0.01%	0.01%
From 31 to 44 years	0.03%	0.03%
Above 44 years	0.06%	0.06%
iv) Leave		
Leave Availment Rate	2.50%	Nil
Leave Lapse rate while in service	Nil	Nil
Leave Lapse rate on exit	Nil	Nil
Leave encashment Rate while in service	15.00%	15.00%

Scale of Benefits:

a)	Salary for calculation of Earned Leave	Last drawn qualifying salary.
b)	Vesting Period	Nil.
c)	Benefits	
1	Yearly accrual	30 days
2	Maximum accumulation	As per Company Policy
3	Total Leave Days	3,70,611
4	Availment in service (Compensated absence)	Yes
5	Leave encashment in service	Yes
6	Leave encashment on exit	Yes
7	Month to be treated as	30 days
d)	Benefit on normal retirement	Actual Accumulation
e)	Benefit on early retirement/ withdrawal/ resignation/death	Same as normal retirement benefit.

Plan Liability:

Date Ending	31-03-2023	31-03-2022
Present value of obligation as at the end of the	**16,392.78**	**13,855.16**

Service Cost:

		31-03-2023	31-03-2022
a)	Current Service Cost	2,092.26	1,627.28
b)	Past Service Cost including curtailment Gains/Losses	--	--
c)	Gains or Losses on Non routine settlements	--	--
d)	Total Service Cost	2,092.26	1,627.28

Net Interest Cost:

		31-03-2023	31-03-2022
a)	Interest Cost on Defined Benefit Obligation	969.86	996.40
b)	Interest Income on Plan Assets	--	--
c)	Net Interest Cost (Income)	969.86	996.40

Table showing Change in Benefit Obligation:

		31-03-2023	31-03-2022
a)	Present value of obligation as at the beginning of the period	13,855.16	14,761.46
b)	Acquisition adjustment	--	--
c)	Interest Cost	969.86	996.40
d)	Service Cost	2,092.26	1,627.28
e)	Past Service Cost including curtailment Gains/Losses	--	--
f)	Benefits Paid	-3,233.10	-4,221.41
g)	Total Actuarial (Gain)/Loss on Obligation	2,708.60	691.43
h)	Present value of obligation as at the End of the period	16,392.78	13,855.16

Actuarial Gain/Loss on Obligation:

		31-03-2023	31-03-2022
a)	Actuarial (Gain)/Loss on arising from Change in Demographic Assumption	1.02	--
b)	Actuarial (Gain)/Loss on arising from Change in Financial Assumption	-421.23	-237.92
c)	Actuarial (Gain)/Loss on arising from Experience Adjustment	3,129.83	929.35

Actuarial Gain/Loss on Plan Asset:

		31-03-2023	31-03-2022
a)	Expected Interest Income	--	--
b)	Actual Income on Plan Asset	--	--
c)	Actuarial gain /(loss) for the year on Asset	--	--

Balance Sheet and related analysis:

		31-03-2023	31-03-2022
a)	Present Value of the obligation at end	16,392.78	13,855.16
b)	Fair value of plan assets	--	--
c)	Unfunded Liability/provision in Balance Sheet	-16,392.78	-13,855.16

The amounts recognized in the income statement:

		31-03-2023	31-03-2022
a)	Total Service Cost	2,092.26	1,627.28
b)	Net Interest Cost	969.86	996.40
c)	Net actuarial (gain) / loss recognized in the period	2,708.60	691.43
c)	Expense recognized in the Income Statement	5,770.72	3,315.11

Change in Net Defined Benefit Obligation:

		31-03-2023	31-03-2022
a)	Net defined benefit liability at the start of the period	13,855.16	14,761.46
b)	Acquisition adjustment	--	--
c)	Total Service Cost	2,092.26	1,627.28
d)	Net Interest cost (Income)	969.86	996.40
e)	Re-measurements	2,708.60	691.43
f)	Contribution paid to the Fund	--	--
g)	Benefit paid directly by the enterprise	-3,233.10	-4,221.41
h)	Net defined benefit liability at the end of the period	16,392.78	13,855.16

Bifurcation of PBO at the end of year in current and non current:

		31-03-2023	31-03-2022
a)	Current liability (Amount due within one year)	1,833.88	1,670.58
b)	Non-Current liability (Amount due over one year)	14,558.90	12,184.58
	Total PBO at the end of year	**16,392.78**	**13,855.16**

Expected contribution for the next Annual reporting period:

		31-03-2023	31-03-2022
a)	Service Cost	723.75	653.79
b)	Net Interest Cost	1,213.07	969.86
c)	Expected Expense for the next annual reporting period	1,936.82	1,623.65

Sensitivity Analysis of the defined benefit obligation:

a) Impact of the change in discount rate		
	Present Value of Obligation at the end of the period	**16,392.78**
a)	Impact due to increase of 0.50 %	-500.48
b)	Impact due to decrease of 0.50 %	528.04
b) Impact of the change in salary increase		
	Present Value of Obligation at the end of the period	**16,392.78**
a)	Impact due to increase of 0.50 %	530.91
b)	Impact due to decrease of 0.50 %	-504.27

Actuarial Valuation of Post Retirement Medical Benefit Liability

Summary of results:

	Assets / Liability	31-03-2023	31-03-2022
a	Present value of obligation	13,001.02	10,684.66
b	Fair value of plan assets	10,523.26	8,383.31
c	Net assets / (liability) recognized in balance sheet as provision	-2,477.76	-2,301.35

Summary of membership data:

	As at	31-03-2023	31-03-2022
In Service Emp			
a)	Number of employees	1766	1915
c)	Average Past Service (Years)	24.31	23.58
d)	Average Age (Years)	50.75	50.38
e)	Average remaining (Years) working life	9.25	9.62
f)	Weighted average remaining working life.	-	9.43
Retired Emp			
a)	Number of Retired Employee	1771	1644
b)	Average Age (Years)	66.94	66.57
	The weighted average duration for Retiree	14.84	14.98
	Yearly Cost per Reitee		
	(a) Out Patient treatment cost	34,310/-	28,600/-
	(b) In-patient treatment cost		

Economic Assumptions:

		31-03-2023	31-03-2022
a)	Discounting Rate	7.40	7.00
b)	Future Medical Cost Increase	4.00	3.00
	a) Outdoor Treatment		
	b) Indoor Treatmen		

Demographic Assumption:

i) Retirement Age (Years)	60	60
ii) Mortality rates inclusive of provision for disability **	100% of IALM (2012 - 14)	100% of IALM (2012 - 14)
iii) Ages	Withdrawal Rate (%)	Withdrawal Rate (%)
Up to 30 Years	0.01	0.01
From 31 to 44 years	0.03	0.03
Above 44 years	0.06	0.06

Mortality & Morbidity rates:

a) While in service - 100% of IALM (2012-14) rates have been assumed which also includes the allowance for

Age	Mortality Rate	Age	Mortality Rate
15	0.000614	40	0.001803
20	0.000888	45	0.0022874
25	0.000984	50	0.004946
30	0.001056	55	0.007888
35	0.001282	60	0.011534

b) After Retirement - 100% of (1996-98) rates have been assumed

Age	Rate	Age	Rate
50	0.004243	80	0.070802
60	0.010907	85	0.106891
65	0.01389	90	0.151539
70	0.024301	100	0.266511
75	0.043272		

Plan Liability:

Date Ending	31-03-2023	31-03-2022

Present value of obligation as at the end of the	13,001.02	10,684.66

Service Cost:

		31-03-2023	31-03-2022
a)	Current Service Cost	515.35	532.17
b)	Past Service Cost including curtailment Gains/Losses	--	--
c)	Gains or Losses on Non routine settlements	--	--
d)	Total Service Cost	515.35	532.17

Net Interest Cost:

		31-03-2023	31-03-2022
a)	Interest Cost on Defined Benefit Obligation	747.92	576.22
b)	Interest Income on Plan Assets	586.83	474.12
c)	Net Interest Cost (Income)	161.09	102.10

Change in Present Benefit Obligation:

		31-03-2023	31-03-2022
a)	Present value of obligation as at the beginning of the period	10,684.66	8,536.57
b)	Interest Cost	747.93	576.22
c)	Service Cost	515.35	532.17
d)	Benefits Paid	-870.86	-613.19
e)	Total Actuarial (Gain)/Loss on Obligation	1,923.94	1,652.89
f)	Present value of obligation as at the End of the period	13,001.02	10,684.66

Actuarial (Gain)/Loss on Obligation:

		31-03-2023	31-03-2022
a)	Actuarial (Gain)/Loss on arising from Change in Demographic Assumption	--	--
b)	Actuarial (Gain)/Loss on arising from Change in Financial Assumption	625.17	632.56
c)	Actuarial (Gain)/Loss on arising from Experience Adjustment	1,298.77	1,020.33

Actuarial (Gain)/Loss on Plan Asset:

		31-03-2023	31-03-2022
a)	Expected Interest Income	586.83	474.12
b)	Actual Income on Plan Asset	709.45	459.92
c)	Actuarial gain /(loss) for the year on Asset	122.62	-14.20

Balance Sheet and related analysis:

		31-03-2023	31-03-2022
a)	Present Value of the obligation at end	13,001.02	10,684.66
b)	Fair value of plan assets	10,523.26	8,383.31
c)	Unfunded Liability/provision in Balance Sheet	-2,477.76	-2,301.35
d)	Unfunded liability recognized in Balance Sheet	-2,477.76	-2,301.35

The amounts recognized in the income statement:

		31-03-2023	31-03-2022
a)	Service Cost	515.35	532.17
b)	Net Interest Cost	161.09	102.09
c)	Expense recognized in the Income Statement	676.44	634.26

Other Comprehensive Income (OCI):

		31-03-2023	31-03-2022
a)	Net cumulative unrecognized actuarial gain/(loss) opening		
b)	Actuarial gain / (loss) for the year on PBO	-1,923.94	-1,652.89
c)	Actuarial gain /(loss) for the year on Asset	122.62	-14.20
d)	Unrecognized actuarial gain/(loss) at the end of the year	-1,801.32	-1,667.09

Change in plan assets:

		31-03-2023	31-03-2022
a)	Fair value of plan assets at the beginning of the period	8383.31	7024.04
b)	Actual return on plan assets	709.46	459.92
c)	Employer contribution	2,301.35	1,512.53
d)	Benefits paid	-870.86	-613.18
e)	Fair value of plan assets at the end of the period	10,523.26	8,383.31

Major categories of plan assets (as percentage of total plan assets):

		31-03-2023	31-03-2022
a)	Government of India Securities	--	--
b)	State Government securities	--	--
c)	High Quality Corporate Bonds	--	--
d)	Equity Shares of listed companies	--	--
e)	Property	--	--
f)	Funds Managed by Insurer	100%	100%
g)	Bank Balance	--	--
	Total	**100%**	**100%**

Change in Net Defined Benefit Obligation:

		31-03-2023	31-03-2022
a)	Net defined benefit liability at the start of the period	2,301.35	1,512.53
b)	Service Cost	515.35	532.17
c)	Net Interest cost (Income)	1,923.94	102.09
d)	Re-measurements	1,801.32	1,667.09
e)	Contribution paid to the Fund	-2,301.35	-1,512.53
f)	Benefit paid directly by the enterprise	--	--
g)	Net defined benefit liability at the end of the period	2,477.76	2,301.35

Bifurcation of PBO at the end of year in current and non current:

		31-03-2023	31-03-2022
a)	Current liability (Amount due within one year)	930.19	693.90
b)	Non-Current liability (Amount due over one year)	12,070.83	9,990.76
	Total PBO at the end of year	**13,001.02**	**10,684.66**

Expected contribution for the next Annual reporting period:

		31-03-2023	31-03-2022
a)	Service Cost	711.25	682.41
b)	Net Interest Cost	183.35	161.10
c)	Expected Expense for the next annual reporting period	894.60	843.51

Sensitivity Analysis of the defined benefit obligation:

a) Impact of the change in discount rate		
	Present Value of Obligation at the end of the period	13,001.02
a)	Impact due to increase of 0.50 %	--
b)	Impact due to decrease of 0.50 %	--
b) Impact of Medical Cost Rate		
	Present Value of Obligation at the end of the period	13,001.02
a)	Impact due to increase of 0.50 %	--
b)	Impact due to decrease of 0.50 %	--

AWARD OF GOLD COIN ON RETIREMENT

Summary of results:

	Assets / Liability	31-03-2023
a	Present value of obligation	329.29
b	Fair value of plan assets	--
c	Net assets / (liability) recognized in balance sheet as provision	-329.29

Summary of membership data:

	As at	31-03-2023
a)	Number of employees	1766
b)	Total Monthly Salary (Lakhs)	N/A
c)	Average Past Service (Years)	24.31
d)	Average Age (Years)	50.75
e)	Average remaining working life (Years)	9.25

Economic Assumptions:

	31-03-2023
i) Discounting Rate	7.40%
ii) Gold Coin Escalation rate	6.50%

Demographic Assumption:

i) Retirement Age (Years)	60
ii) Mortality Table	IALM(2012-14)
iii) Ages	Withdrawal Rate (%)
Up to 30 Years	0.01%
From 31 to 44 years	0.03%
Above 44 years	0.06%

Actuarial Value:

Present value of obligation as at the end of period	329.29

Bifurcation of PBO at the end of year as per schedule III to the companies Act, 2013:

		31-03-2023
a)	Current liability (Amount due within one year)	10.17
b)	Non-Current liability (Amount due over one year)	319.12
c)	Total PBO at the end of year	329.29

Financial Liabilities

Note no.- 21 Current Borrowings (₹ in lakhs)

	Particulars	As at 31st March 2023	As at 31st March 2022
	Current borrowings		
	Loan repayable on demand		
	From Banks - secured	14,542.85	7,500.00
	From Bank - Unsecured	7,511.51	16,812.43
	Total (A)	22,054.36	24,312.43
	Current maturities of non-current borrowings		
	Bonds - secured	62,000.00	65,850.00
	Foreign currency loans - secured	-	7,774.78
	Foreign currency loans - unsecured	6,571.82	6,208.96
	Bank loans - secured	21,800.00	17,500.00
	Total (B)	90,371.82	97,333.74
	G. Total (A + B)	1,12,426.18	1,21,646.17

(₹ in lakhs)

Notes to Current Financial borrowings - Borrowings		
I. Current borrowings:		
Working capital Facilties		
(i) State Bank of India, Shillong		
Working Capital Demand Loan (Net)	-	-
Secured against hypothecation of book debts and all other inventories of the company both present and future to the extent of drawal. The Working Capital Demand Loan (WCDL) sanctioned by SBI, Shillong on 16.07.2022. The interest is based on 91 days T-Bill plus spread. The last 91 days T-Bill plus spread as on 31.03.2023 is at the rate of 7.70% per annum. The tenor of the facility is valid upto 11.07.2023.	14500.00	7,500.00
Add: Interest accrued but not due	42.85	-
Working capital demand loan (Net)	14542.85	7,500.00
(ii) Axis Bank, Shillong		
The Unsecured Working Capital Demand Loan (WCDL) sanctioned by Axis Bank, Shillong on 14.03.2022 at the rate of prevailing Repo rate plus 175 bps. The last prevailing Repo rate plus 175 bps as on 31.03.2023 is 8.25% p.a. The tenor of the loan is upto 26th March'2024.	-	7,600.00
(iii) ICICI Bank, Shillong		
The Unsecured Working Capital Facilties in form of Short Term Loan (STL) sanctioned by ICICI Bank, Shillong on 23.08.2022 at the interest rate linked with Repo rate plus 1.25%. The last interest rate linked with Repo rate plus 1.25% as on 31.03.2023 is 7.75% p.a.The tenor of the loan is upto 07th August 2023.	-	3,000.00
(iv) Yes Bank	7,500.00	6,200.00
Add: Interest accrued but not due	11.51	12.43
Short Term Loan loan (Net)	7,511.51	6,212.43
Unsecured Working Capital Demand Loan (WCDL) sanctioned by YES Bank, Shillong on 28.04.2022. The WCDL sanctioned by the Yes Bank is at the rate of 91 days T-Bill plus spread. The last 91 days T-Bill plus spread as on 31.03.2023 is 7.80% p.a. The tenor of the facilities is valid till 21st Jan' 2024.		
Total	**22,054.36**	**24,312.43**

Particulars	As at 31st March 2023	As at 31st March 2022

II. Current maturities of non-current borrowings

(₹ in lakhs)

Particulars	As at 31st March 2023	As at 31st March 2022
I. SECURED BORROWINGS **A. PRIVATELY PLACED PSU BONDS** **a. Fifteenth Issue** 10 years NEEPCO 9.15% Secured, Redeemable, Non-Convertible, Taxable Bonds of ₹ 10,00,000/- each, redeemable at 20% of face value on 25-03-2021; 25-03-2022; 25-03-2023; 25-03-2024 & 25-03-2025. (The assets of the Agartala Gas Turbine Project (original open-cycle plant) in Tripura, assets except the Gas Turbines & Steam Turbines in the Assam Gas Based Project, Assam, assets except Plant & Machinery in the generating station in the Ranganadi Hydro Electric Project, Arunachal Pradesh and the landed property of the Corporation in the District of Mehsana, Gujarat have been charged	12,000.00	12,000.00
b. Fourteenth Issue 10 years NEEPCO 9.60% Secured, Redeemable, Non-Convertible, Taxable Bonds of ₹ 10,00,000 each, redeemable at 20% of face value on 01-10-2020; 01-10-2021; 01-10-2022; 01-10-2023 & 01-10-2024 . (The assets attached to the earth as well as other movable assets of the Kameng Hydro Electric Project, Arunachal Pradesh and the landed property of the Corporation in the District of Mehsana, Gujarat have been charged by way of pari passu mortgage through a Trust Deed with the appointed Debenture Trustee).	50,000.00	50,000.00
c. Thirteenth Issue 10 years NEEPCO 9.00% Secured, Redeemable, Non-Convertible, Taxable Bonds of ₹ 10,00,000/- each, redeemable at 20% of face value on 15-03-2019; 15-03-2020;15-03-2021, 15-03-2022 & 15-03-2023. (The Steam Turbines of the Assam Gas Based Power Plant, Assam and the landed property of the Corporation in the District of Mehsana, Gujarat have been charged by way of mortgage through a Trust Deed with the appointed Debenture Trustee).	-	1,450.00
d. Twelfth Issue 10 years NEEPCO 9.25% Secured, Redeemable, Non-Convertible, Taxable Bonds of ₹ 10,00,000/- each, redeemable at 20% of face value on 27-06-2018; 27-06-2019;27-06-2020; 27-06-2021 & 27-06-2022. (All the Plant and Machinery in the Generating Station of the Ranganadi Hydro Electric Project, Arunachal Pradesh and the landed property of the Corporation in the District of Mehsana, Gujarat have been charged by way of mortgage through a Trust Deed with the appointed Debenture Trustee).	-	2,400.00
B. SECURED TERM LOANS **i. Rupee Loans:** **a. Medium Term Coporate Loan from Canara Bank** Secured by pari passu charge over assets of the Kameng Hydro Electric Power Project (600 MW) situated at Arunachal Pradesh. The loan is repayble in 16 structured quarterly installment after 1 year moratorium from first drawal on 03-02-2020.	12,500.00	12,500.00
b. Corporate Term Loan from Punjab National Bank **Medium Term Coporate Loan from PNB (Net)**		

Particulars	As at 31st March 2023	As at 31st March 2022
Secured by pari passu charge over assets of the Kameng Hydro Electric Power Project (600 MW) situated at Arunachal Pradesh. The loan is repayble in following quarterly installments after 2 years moratorium from first drawal: 12 equal installments of Rs. 17 crore each starting from 30.12.2022, 8 equal installments of Rs. 34 crore each starting from 30.12.2025 and 4 equal installments of Rs.93.50 crore each starting from 30.12.2027.	6,800.00	5,000.00
c. Rupee Term Loan from State Bank of India Secured by pari passu charge on the assets of the Kameng Hydro Electric Power Project (600 MW) situated at Arunachal Pradesh with other lenders. The loan is repayble in following quarterly installments after 2 years moratorium from the first date of drawal: Rs 25.00 Cr each at the end of the 9th to the 20th quarter; Rs 50.00 Cr each at the end of the 21st to 28th quarter; Rs 75.00 Cr each at the end of the 29th to 32th quarter.	2,500.00	-
External Commercial Borrowing [Secured by Hypothecation of all movable & immovable assets (including plant, machinery) created / to be created in respect of Tripura Gas Based Power Plant , Agartala and Agartala Gas Turbine Projects –Extension, Agartala. [SBI,Singapore has sanctioned 100 million US Dollar ECB loan @ interest rate of 3 months LIBOR plus 3.05% p.a. as margin (margin has been reduced to 2.75% p.a. w.e.f 20th March 2018). The agreement was signed on 9.12.2013. The last drawal was on 4th June 2014 . The ECB loan is repayable in 39 equal quarterly installments w.e.f. 20.06.2014]	-	7,774.78
Sub-Total	**83,800.00**	**91,124.78**
II Unsecured Borrowings		
Foreign Currency Loan		
Loan from Kfw, Germany	6,571.82	6,208.96
(Gurarnteed by the Government of India) (Loan of 80 million and 20 million EURO was sanctioned from KFW , Germany under the Indo-German Bilateral Development Cooperation Programme. The loan agreement 80 million and 20 million EURO was executed on 11th December 2008 & 20th December 2017 at fixed interest rate of 3.46 % p.a. & 0.85% p.a. respectively. The loan is guranteed by Govt of India. The last loan installment of 80 million EURO was received on 03.03.2016 & 20 million EURO was received on 16.08.2018. The loans are repayble in 30 equal half-yearly installments w.e.f. 30-12-2013 & 20 equal half-yearly installments w.e.f. 30-12-2020 respectively.)		
Sub-Total	**6,571.82**	**6,208.96**
Sub total of borrowings	**90,371.82**	**97,333.74**
III Interest accrued but not due on:		
Bonds	5,941.46	6,415.08
Loans from Kfw	255.96	284.48
External Commercial Borrowing	-	11.20
Medium Term Loan	372.50	216.01
Subordinate Loan	-	-
TCS accrued but not due on sale of goods		-
Sub-total	**6,569.92**	**6,926.77**

Note no.- 21 A **Current Lease Liabilities** (₹ in lakhs)

Particulars	As at 31st March 2023	As at 31st March 2022
Lease liabilities	607.67	573.64
Total	**607.67**	**573.64**

Note no.- 22 Trade Payables

(₹ in lakhs)

Particulars	As at 31st March 2023	As at 31st March 2022
Total outstanding dues of micro enterprises and small entreprises	424.75	496.79
Total outstanding dues of creditors other than micro entreprises and small enterprises	18,715.71	21,660.19
Total	**19,140.46**	**22,156.98**

The trade payable includes payment for fuel cost for the month March 2023 and provisions made on contractors / suppliers for March 2023.

(₹ in lakhs)

Particulars	As at 31st March 2023	As at 31st March 2022
Creditors for supplies and services	19,140.46	22,156.98

The amount due to Micro and Small Enterprises as defined in the "The Micro, Small and Medium Enterprises Development Act, 2006" has been determined to the extent such parties have been identified on the basis of information available with the Company. The disclosures relating to Micro and Small Enterprises are as under:

(₹ in lakhs)

Description	As at 31st March 2023	As at 31st March 2022
i. The principal amount remaining unpaid to supplier as at the end of the year	424.75	496.79
ii. The interest due thereon remaining unpaid to supplier as at the end of the year	NIL	NIL
iii. The amount of interest paid by the buyer in terms of Section 16 of the MSMED Act, 2006 along with the amount of payment made to the supplier beyond the appointed date.	NIL	NIL
iv. The amount of interest due and payable for the period of delay in making payment (which have been paid but beyond the appointed day during the period) but without adding the interest specified under this Act	NIL	NIL
v. Amount of interest accrued and remaining unpaid.	NIL	NIL
vi. Amount of further interest remaining due and payable even in the succeeding years, until such date when the interest dues as above are actually paid to the small enterprises, for the purpose of disallowances as a deductible expenditure under Section 23 of MSMED Act.	NIL	NIL

The amount payable to MSME as on 31st March 2023 is not outstanding for more than 45 days from receipt of claims from the vendors & accordingly no interest is due on the said outstanding amount

Trade Payables ageing:

Particulars	As at 31st March 2023						
	Unbilled Dues	Not Due	Outstanding for following periods from due date of payment				Total
			Less than 1	1-2 Years	2-3 Years	More than 3	
A	B	C	D	E	F	G	H= B TO G
(i) MSME	335.27	89.48	-	-	-	-	424.75
(ii) Others	2,731.14	14,832.24	547.09	135.76	280.91	188.57	18,715.71
(iii) Disputed dues – MSME	-	-	-	-	-	-	-
(iv) Disputed dues – Others	-	-	-	-	-	-	-
Total	**3,066.41**	**14,921.72**	**547.09**	**135.76**	**280.91**	**188.57**	**19,140.46**

Particulars	As at 31st March 2022						
	Unbilled Dues	Not Due	Outstanding for following periods from due date of payment				Total
			Less than 1	1-2 Years	2-3 Years	More than 3	
A	B	C	D	E	F	G	H= B TO G
(i) MSME	493.41	3.38	-	-	-	-	496.79
(ii) Others	2,468.63	17,655.88	844.80	233.29	456.77	0.82	21,660.19
(iii) Disputed dues – MSME	-	-	-	-	-	-	-
(iv) Disputed dues – Others	-	-	-	-	-	-	-
Total	**2,962.04**	**17,659.26**	**844.80**	**233.29**	**456.77**	**0.82**	**22,156.98**

Current Liabilities

Note no.- 23 Other Financial Liablities

(₹ in lakhs)

Particulars	As at 31st March 2023	As at 31st March 2022
I Interest accrued but not due on:		
Bonds	5,941.46	6,415.08
Loans from Kfw	255.96	284.48
External Commercial Borrowing	-	11.20
Medium Term Loan	372.50	216.01
Subordinate Loan	-	-
TCS accrued but not due on sale of goods		
Sub-total	**6,569.92**	**6,926.77**
II. Other liabilities		
(a) Payable for Capital Expenditure		
(i) Micro and small enterprises	287.39	558.13
(ii) Other than micro and small enterprises	13089.40	7,410.24
(b)Payables for employees Benefits	7481.11	2,204.21
(c) Other Provisions	68.52	0.91
(d) Interim Dividend current year	35000.00	-
Sub-Total	**55,926.42**	**10,173.49**
Total	**62,496.34**	**17,100.26**

Creditor for Capital expenditure represents amount payable to contractor in respect of work done & measured at the reporting date. Capital expenditure (other than MSME) includes an amount of Rs 437.27 lakhs (Previous year ₹ 1281.75 lakhs) payable for works relating to Deen Dayal Upadhaya Gram Jyoti Yogana.

Interim Dividend for the current F.Y. 2022-23 amounting to ₹ 35000.00 lakhs was approved in the 277th BoD meeting held on 16.03.2023. The same has been paid on 13.04.2023

The amount due to Micro and Small Enterprises as defined in the "The Micro, Small and Medium Enterprises Development Act, 2006" has been determined to the extent such parties have been identified on the basis of information available with the Company. The disclosures relating to Micro and Small Enterprises are as under:

Description	As at 31st March 2023	As at 31st March 2022
i. The principal amount remaining unpaid to supplier as at the end of the year	287.39	558.13
ii. The interest due thereon remaining unpaid to supplier as at the end of the year		
iii. The amount of interest paid by the buyer in terms of Section 16 of the MSMED Act, 2006 along with the amount of payment made to the supplier beyond the appointed date.		
iv. The amount of interest due and payable for the period of delay in making payment (which have been paid but beyond the appointed day during the period) but without adding the interest specified under this Act		
v. Amount of interest accrued and remaining unpaid.		
vi. Amount of further interest remaining due and payable even in the succeeding years, until such date when the interest dues as above are actually paid to the small enterprises, for the purpose of disallowances as a deductible expenditure under Section 23 of MSMED Act.		

The amount payable to MSME as on 31st March 2023 is not outstanding for more than 45 days from receipt of claims from the vendors & accordingly no interest is due on the said outstanding amount.

Note no.- 24 **Other Current Liabilities** (₹ in lakhs)

Particulars	As at 31st March 2023	As at 31st March
(a) Retention money from Contractors & Others	13426.51	13304.05
(b) Other Statutory Dues ::		
(i) Direct & Indirect Taxes Payables	819.57	977.70
(ii) Other Statutory Dues (CPF,LIP NESSS etc)	1400.89	1,297.84
(c) Advance from Beneficiaries	3660.06	1,342.73
(d)Advance from REC for Deen Dayal Upadhaya Gram Jyoti Yogana & Pradhan Mantri Sahaj Bijli Har Ghar Yojana	259.90	214.55
Total	**19566.93**	**17136.87**

(i) Retention money received from Contractors & others relates to security deposit , earnest money deducted from works/supply bill which will be settled on completion of work after defect liability period as stipulated by the terms of contract/supply order.

(ii) Direct & Indirect taxes includes TDS made as on 31st March 2023 & Indirect tax like GST deducted from works/supply bill of March 2023 not due and not deposited upto the reporting date.

(iii) Other Statutory Dues Payable includes Corporation contribution to Provident fund, LIC premium deducted, Pension contribution, employees contribution to Provident fund and other deduction made during March not due & not deposited upto the reporting date.

Note no.- 25 **Short Term Provisions** (₹ In lakhs)

Particulars	As at 31st March 2023	As at 31st March
Employee benefits		
Gratuity	-	1,045.58
Medical benefit for retired employees	2,477.76	693.90
Leave encashment	16,392.78	13,855.16
Other retirement benefits	10.17	12.36
Total	**18,880.71**	**15,607.00**

The provision for employee benefits includes gratuity, Leave Encashment, Post retirement medical benefit, Gold Coin at retirement. The increase/ decrease in the carrying amount of the provision for the current year is mainly on account of net impact of incremental charge for current year and benefits paid in the current year.

1. Defined Contribution Plan

The Company participates in a number of defined contribution plans on behalf of relevant personnel. Any expense recognised in relation to these schemes represents the value of contributions payable during the period by them at rates specified by the rules of those plans. The only amounts included in the balance sheet are those relating to the prior months contributions that were not due to be paid until after the end of the reporting period. The major defined contribution plans operated by the Company are as below:

a) Provident fund

In accordance with Indian law, eligible employees of the Company are entitled to receive benefits in respect of provident fund, a defined contribution plan, in which both employees and the Company make monthly contributions at a specified percentage of the covered employees' salary.Company pays fixed contribution at predetermined rates to the Provident Fund Trust, which invests the fund in permitted securities as per Government guidelines. The Companies contribution to the fund for the year was ₹ 3367.77 lakhs (previous year ₹ 3414.12 lakhs).The investment has earned sufficient interest to pay the same to the member as per the rate specified by the Government of India.

b) Superannuation fund

In terms of the Guidelines of Department of Public Enterprise (DPE), Govt.of India (GOI) issued vide O.M. no.2(70)/08-DPE (WC) / GL-xiv/08 dt.26.11.2008 and OM. No. 2(70)/08-DPE (WC) / GL-vii/09 dt.02.04.2009, the Company has formulated the NEEPCO Employees Defined Contribution Superannuation Benefit Scheme.

The Companies contribution to the trust managing this scheme for the year was ₹ 2507.55 lakhs (previous year ₹ 2404.67 lakhs).

2. Defined benefit plans

a. Retiring gratuity

The Company has a defined benefit gratuity plan. Every employee who has rendered continuous service of five years or more is entitled to get gratuity at 15 days salary (15/26 x last drawn basic salary plus dearness allowance) for each completed year of service subject to a maximum of Rs. 20.00 lakhs, on superannuation, resignation, termination, disablement or on death. The liability for the same is recognized on the basis of actuarial valuation.

The Board of Directors in their meeting held on 01.04.2013 has approved the creation of Gratuity Fund Trust vide its Resolution No.195/16 dt.1.4.2013 in order to meet the requirement of funds for payment of Gratuity to the employees separated from the services of the Corporation. Accordingly NEEPCO Employees Group Gratuity Assurance Fund Trust has been constituted on 25th June'2013 and a Master Policy, named as North Eastern Electric Power Corporation Ltd Employees Group Gratuity –cum- Life Assurance (cash accumulation) Scheme, has been taken from the Life Insurance Corporation of India on 5th August 2013.

Transactions with LICI during FY 2022-23 for assessing fund balance as on 31.03.2023 are as per books of NEEPCO.

Details of Funded Assets with LIC ₹ In lakhs

Particulars	31.03.2023	31.03.2022
Opening Balance	18,643.54	18,171.16
Transactions during the year (Net Debit)	1,481.56	863.94
Interest earned during the year (Net Credit)	1,459.55	1,336.32
Closing Balance	**18,621.53**	**18,643.54**

b. Post –Retirement Medical Benefit scheme

The Company has a Contributory Scheme for Post –Retirement Medical Facilities for Superannuated Employees. Under the scheme the retired /deceased employee and spouse of retiree/deceased are provided medical facilities on contributory basis which is as follows:

Reimbursement of medical expenses incurred for indoor treatment restricted to the rates of nearest authorized / approved hospital.

For out-patient/ domiciliary treatment taken in empanelled hospitals, reimbursement are allowed for clinical tests , examination, cost of medicines and other OPD expenses at actual subject to a ceiling of maximum of last basic per annum, whichever is less.. The liability for the same is recognized on the basis of actuarial valuation.

c. Other retirement benefit on Superannuation

To nurture a good organizational culture and appreciate the sincere services rendered by the employee, the Corporation is providing a Gold Coin to the retiring employee on the date of retirement. The liability for the same is recognized on the basis of actuarial valuation.

3. Other Employee benefit

a. Leave

The Company provides for earned leave benefits (including compensatory absences) and half pay leave to the employees of the Company which accrue annually at 30 days and 20 days respectively. Earned leave account is maintained in one section only i.e. en-cashable. On Superannuation/ separation of the employee from the Corporation, entire leave (Earned leave & Maximum 240 days Half Pay Leave) subject to a ceiling of 300 days will be en-cashable. Half pay leave cannot be commuted. The cash equivalent payable for Half Pay Leave would be equal to leave salary as admissible for half pay plus Dearness Allowance.The liability for the same is recognized on the basis of actuarial valuation.

b. Social Security Scheme

The Company has a Social Security Scheme in lieu of compassionate appointment. The Company makes a matching contribution to the scheme. The objective of the scheme is to provide cash benefits to the dependent beneficiaries in the event of the death of an employee of the Company while in service including permanent total disablement leading to cessation of employment.

Note no.- 26 **Other Non-Current Liabilities**

(₹ in lakhs)

Particulars	As at 31st March 2023	As at 31st March
Deferred Revenue	22,802.18	24,395.95
Less : Adjusted during the year	1,592.91	1,597.96
Total	**21,209.27**	**22,797.99**

Note no.- 26A **Deferred Revenue Current**

(₹ in lakhs)

Particulars	As at 31st March 2023	As at 31st March 2022
a) Deferred Revenue arising from Government Grant	1,592.91	1,597.96
Add : Addition during the year	1,592.91	1,597.96
Less : Adjusted during the year	1,592.91	1,597.96
Sub- total	**1,592.91**	**1,597.96**
b) Deferred Foreign Currency Fluctuation liabilities	9,600.09	6,339.74
Total	**11,193.00**	**7,937.70**

Note on Government Grant (Ind AS 20)

NEEPCO's approved Accounting Policy includes policy of recognition and accounting of "Government grant" (para 14 of note 1 –Summary of Significant Accounting Policies).

Govt. of India has approved a Sub-ordinate loan amounting to ₹ 29196.42 Lakh to NEEPCO for implementation of Tuirial HEP with interest @1% per annum payable from the "Date of Commercial Operation" of the project. Of the aforesaid loan amount, NEEPCO has received ₹ 29096.42 lakh till 31.03.2015 and the balance ₹ 100.00 lakh has been received during the FY 2015-16. The loan amount (₹ 29096.42 lakh) received till 31.03.2015 has been recognized in books of NEEPCO as on 01.04.2015 (Ind AS Transition date) at its carrying value in compliance to the Ind AS 101 (Exception to the retrospective application). However, for the loan amount (₹ 100.00 lakh) received during the FY 2015-16, the benefit of the loan due to below market rate of interest (considered SBI base rate @9.70% effective as on Jun'15) amounting to ₹ 82.64 lakh has been treated as a govt. grant and recognized in the Books of NEEPCO accordingly.

Spares out of Grant in Aid

Total value of spares purchased out of "Grant in aid" received from the Central Govt. amounts to ₹ 3659.53 lakh and accordingly, recognized in books of Assam Gas Based. During the current period, repairs & maintenance has been debited and Stock of Spares under "Grant in aid" has been credited by an amount of ₹ 8.91 lakhs (Previous year ₹ 13.96 lakhs). An equivalent amount has been recognized as income in the statement of Profit & Loss during the year.

Grant from Ministry of Development of North Eastern Region

As per the Investment Approval sanctioned vide the Ministry of Power's letter no.7/7/2009-H-I dated 14th January'2011, an amount of ₹ 30000.00 lakh has been sanctioned by the Ministry of Development of North Eastern Region (MDONER) as a part of the approved funding pattern for the Tuirial Hydro Electric Project, Mizoram. The total amount of ₹ 300.00 crores are included in Grant in Aid which is subjected to amortisation during normative useful life of the project since its commissioning. Amount amortized during the FY 2022-23 amounts ₹ 1584.00 lakhs (Previous year ₹ 1584.00 lakhs). An equivalent amount has been recognized as income in the statement of Profit & Loss during the year.

Note no.- 27 **Revenue from Operations**

(₹ in lakhs)

Particulars	For the year ended 31-Mar-23	For the year ended 31-Mar-22
Sale of Energy	3,49,174.31	2,41,233.75
Sale of Energy through trading	91,844.22	64,842.06
Electricity Duty	-	-
Revenue from DSM	3,962.75	2,278.42
Revenue from RRAS	1,254.35	256.87
Others ::		
FERV (Net) from the beneficairies	467.51	405.38
NERLDC Fees & Other Charges from the beneficiaries	596.86	474.78
Sale of Electricity (Net)	**4,47,300.00**	**3,09,491.26**
Other operating Revenue ::		
Interest from the beneficiaries	6,762.37	9,595.11
Recognition from deferred revenue - Govt. grant	1,592.90	1,597.96
Net Revenue from Operation	**4,55,655.27**	**3,20,684.33**

a. Sale of Power is accounted for based on tariff approved by the Central Electricity Regulatory Commission (CERC). In case of power stations where final tariff is yet to be approved by CERC, the sale of energy is provided for on the basis of provisional rate considering the Annual Fixed Cost submitted before the CERC through Tariff Petition as per the principles enunciated in the Central Electricity Regulatory Commission (Terms & Conditions of Tariff) Regulations 2019. For projects for which neither CERC approved tariff is available nor petition pending with the CERC, sale of energy is accounted for on the basis of tariff as agreed by the beneficiaries. Revenue from sale of power includes sales delivered to customers but not yet billed, commonly referred to as "Unbilled revenue".

b. Sale of energy includes ₹ 10045.51 lakhs (previous year ₹ 10279.34 lakh) being the revenue for the year recognised based on Annual Fixed Cost as per petition submitted to CERC pending issue of orders.

c. Sale includes ₹ 9940.46 lakhs (Previous year ₹ 11221.72) on account of earlier years sales arising out of finalization of tariff in current year. Further, Sales includes Rs. 6725.64 lakhs allowed by CERC vide their order dated 23.01.2023 for reimbursement of expenses on account of Gratuity (Amendment) Act 2018.

d. In terms of regulation. 67 of the CERC (Terms and conditions of Tariff) Regulations,2019, deferred tax liabilities for the period upto 31st March, 2009 whenever they materialise shall be recoverable directly by the generating companies or transmission licensees or from the beneficiaries or long term transmission customers/DICs, as the case may be. Accordingly, sales for the year ended 31.03.2023 inludes ₹1452.02 lakhs (after adjustment of ₹ 0.45 lakhs relating to the financial year 2021-22) (Previous FY 2021-22 amounts to ₹ 1310.82 lakhs).

e. During the year ended 31.03.2023, NEEPCO recognized revenue amounting to Rs. 9940.46 lakh as "Sale of energy" and Rs.6762.37 lakhs as "Interest from the beneficiaries" on account of truing up tariff orders for the control periods 2014-19 and tariff orders for 2019-24 issued by the CERC. The said revenue under "Sale of energy" includes DHPS (Rs. 2134.08 lakhs), Khangdong Stg II (Rs. 119.14 lakhs), KHPS (Rs. 1266.63 lakhs), PLHPS (Rs. 6171.87 lakhs), TGBPS (Rs. - 1158.72 lakhs) and PHPS (Rs. 1407.46 lakhs). Further, "Interest from beneficiaries" includes DHPS (Rs. 755.64 lakhs), Khangdong Stg II (Rs. 205.31lakhs), KHPS (Rs. 1704.12 lakhs), PLHPS (Rs. 3202.02 lakhs), TGBPS (Rs. 578.06 lakhs) and PHPS (Rs. 317.22 lakhs). In addition, provisional revenue recognized in Books of NEEPCO during the year ended 31.03.2023 as per the Company's Accounting Policy in case of power stations where final tariff for the control period 2019-24 is yet to be approved by CERC amounts to RS. 10045.51 lakhs.

f. DSM and RRAS is accounted upto the period of the financial year 2022-23, as per the weekly statements issued by the NERPC.

g. During the current financial year, merchant power (347 MW) generated by Kameng (600 MW) HPS has been sold/traded through NTPC Vidyut Vyapar Nigam Ltd (NVVN) under bi-lateral agreement as well as on "Day ahead" and "Real time" markets. Further, NEEPCO has traded available power under "Un-requisitioned surplus (URS)" for its power plants on "Day ahead" and "Real time" markets.

Note- 28 Other Income

(₹ in lakhs)

Particulars	For the year ended 31-Mar-23	For the year ended 31-Mar-22
Other non-operating income (net of expenses directly attributable to such income)		
Interest on deposit with banks	526.77	155.93
Other Misc Receipts	357.58	5,126.98
Liability/Provision written back		
Obsolete spares		
Others	7.77	67.92
Filling fees	71.46	67.22
Delayed Payment Surcharge from the beneficiaries	545.68	4,148.80
Sub Total	**1,509.26**	**9,566.85**
Other gains and losses		
Gain /(loss) on disposal of PPE	2.93	0.07
	1,512.19	**9,566.92**
Less : Transferred to Expenditure during construction Note 34 (E)	103.96	54.58
TOTAL	**1,408.23**	**9,512.34**

(i) Other Misc. Receipts includes transit hostel rent, recoveries from contractors, EMD forfeited, income from project consultancy, recoveries of rents from residential/non-residential building, interest from employees on loans, other recoveries from contractor/suppliers, sale of tender paper etc.

(ii) Liability/Provision written back - others consists of excess provision in respect of accounts payable, retention money etc.

Note no.-29 Fuel Cost

(₹ in lakhs)

Particulars	For the year ended 31-Mar-23	For the year ended 31-Mar-22
Purchase of Gas	1,44,849.84	57,354.86
Transportation charges for Gas	2,837.58	6,134.10
TOTAL	**1,47,687.42**	**63,488.96**

Note- 30 Employees Remuneration and Benefit Expenses

(₹ in lakhs)

Particulars	For the year ended 31-Mar-23	For the year ended 31-Mar-22
Salary & Wages	42,561.99	38,340.60
Contribution to Provident Fund	3,536.48	3,414.12
Gratuity	1,013.86	1,166.02
Contribution to NEDCSS	2,338.92	2,404.67
Leave Encashment	5,770.72	3,315.11
Staff welfare expenses	136.41	91.60
Post Retirement Medical Benefit	676.44	634.26
Total	**56,034.82**	**49,366.38**
Amount transferred to IEDC - Note 34(A)	4,628.68	2,848.30
Carried forward to Statement of Profit & Loss	**51,406.14**	**46,518.08**

North Eastern Electric Power Corporation Limited Shillong

1.Interest subsidy on House Building Advance is payable to the eligible employees subject to submission of their application duly following the prescribed procedure & acceptance of the same by the competent authority. Accordindingly interest subsidy are recognised in the books of accounts based on actual payment basis as allowed by the appropriate authority.

2. Employees' remuneration and benefits include the following for the Directors including the Chairman & Managing Director.

Particulars	Current year (2022-23)	Previous year (2021-22)
Salary and allowances	88.54	194.7
Contribution to Provident Fund and other funds	13.11	27.91
Other benefits	35.91	67.12
Total	**137.56**	**289.73**

3. Staff welfare expenses includes employees Post reirement medical benefits, other service welfare benefits (gold coin, interest subsidy on House building loan, lease accomodation etc.)

Note- 31 Finance Costs

(₹ In lakhs)

Particulars	For the year ended 31-Mar-23	For the year ended 31-Mar-22
A.Interest Expenses		
i) Interest on Cash Credit & Working capital demand loan	427.69	1,586.51
ii) Interest on ECB Loan	444.69	536.77
iii) Interest on Bonds	38,873.73	44,226.41
iv) Exchange Rate Fluctuation-Loss/(Gain)	757.22	(233.40)
v) Interest on Kfw Loan	1,075.22	1,248.54
vi) Interest on Short term Borrowing	-	-
vii) Interest on Loans from G.O.I	291.96	291.96
viii) Interest on Medium & Corporate Term Loan	13,854.76	9,997.54
ix) Interest Expense -,Asset under Lease	125.94	130.13
x) Interest expenses - Others	204.91	-
B. Finance Charges		
Guarantee fee on foreign Loan net of EIR	540.81	632.58
C.Other Borrowing Costs	164.02	69.02
Total	**56,760.95**	**58,486.06**
Amount transferred to IEDC - Note 34(B)	3,093.82	287.27
Amount carried forward to Statement of Profit & Loss	**53,667.13**	**58,198.79**

Note- 32 Depreciation and Amortisation Expenses

(₹ In lakhs)

Particulars	For the year ended 31-Mar-23	For the year ended 31-Mar-22
PPE Depreciation(Note No- 2)	82,828.51	80,241.99
Intangible Assets (Note No-4)	845.29	566.75
Sub total	**83,673.80**	**80,808.74**
Amount transferred to IEDC - Note 34 (C)	123.64	26.80
Carried forward to Statement of Profit & Loss	**83,550.16**	**80,781.94**

Note no.-33 Other Expenses *(₹ in lakhs)*

Particulars	For the year ended 31-Mar-23	For the year ended 31-Mar-22
GENERATION EXPENSES		
Repairs & maintenance :		
Roads & buildings	3,150.11	3,434.54
Power house	9,317.43	9,152.34
Hydraulic works	1,312.46	1,362.42
Line & sub-stations	452.99	226.68
Others	993.18	802.50
Stores & spares (against Grant-in-Aid)	8.91	13.96
Sub Total	15,235.08	14,992.43
ADMINISTRATION EXPENSES		
Travelling expenses	564.83	291.49
Advertisement expenses	90.48	0.57
Insurance charges	8,128.30	7,916.74
Rents	173.99	182.84
Rates & taxes	19.13	32.46
Entertainment expenses	34.74	23.79
Audit fees & expenses	18.46	16.96
Transport expenses	1,461.56	1,122.90
Hire Charges	1.98	0.88
Printing & stationery	61.28	50.45
Postage	3.37	2.81
Medical expenses	1,379.43	1,235.18
Licence & registration	33.91	36.13
Newspaper & periodicals	1.44	1.87
Uniforms & liveries	1018.08	6.06
Honorarium	2.26	0.13
Electricity charges	478.55	539.63
Bank charges	237.10	18.12
Social welfare	1,245.30	1,035.23
Consultancy charges	509.19	389.43
Professional Charges	96.52	45.52
Security arrangement	4,219.78	3,929.79
Training expenses	211.63	123.82
Staff recruitment expenses	0.27	38.78
Hospital facilities	85.10	65.06
Subscription & membership fees	240.81	25.82
Communication expenses	179.85	144.61
Office furnishing	15.50	5.11
Miscellaneous expenses	986.79	227.67
I.B. expenses	376.22	318.76
Laboratory & meter testing charges	3.50	1.61
Environment & Ecology	176.44	120.59
Photographic records	0.56	0.42
Loss of Stock/Advance written off	18.56	135.59
EDP Expenses	950.24	438.17
Loss on sale of fixed Assets	16.66	71.89
Employee Family Economic Rehab Scheme	422.42	258.88

Particulars	For the year ended 31-Mar-23	For the year ended 31-Mar-22
Incidental Expenditure Saubhaghya	-	-
Assets written off Damaged/un-traceable	179.80	75.81
Compensation	14.68	-
Board meeting expenses	52.83	9.17
Publicity expenses	203.12	617.77
Legal charges	522.24	265.32
Filing fees to CERC	95.28	102.79
NERLDC Fees & Charges	731.07	595.35
Research & Development Expenses	59.88	15.20
Corporate Social Responsibility & SD	508.78	556.66
Swachh Bharat	4.71	0.20
RRAS- Expenditure	4,303.86	405.42
Interest to beneficiary states	-	1,078.51
Trading Expenses	5,285.14	6,010.56
Energy Conservation expenses	-	-
Tender expenses	-	-
Covid 19 Expenses	13.46	119.02
Interest On Late Payment	295.56	
Sub Total	**35,734.64**	**28,707.52**
Other Expenses		
Lubricants, oil etc	-	-
Electricity Duty	416.49	218.76
DSM payable	636.87	311.66
Transmission Charges	-	33.77
PM Kusum	311.48	-
Roof-Top Solar Programme	170.71	-
Azadi Ka Amrit Mahotsav	86.76	-
Provision for Write off	4,852.11	3,996.80
Sub Total	6,474.42	4,560.99
	57,444.14	**48,260.94**
Less : Trasferred to Expenditure during Construction Note No -34 (D)	**4,542.09**	**2,436.86**
Total	**52,902.05**	**45,824.08**

Details in respect of Audit Expenses (₹ in lakhs)

Particulars	For the year ended 31-Mar-23	For the year ended 31-Mar-22
As Auditor:		
Audit Fee	10.80	10.80
Tax Audit Fee	-	-
Limited Review	6.48	6.16
In other capacity:		
Other Services (Certification fee)	1.18	-
Reimbursement of Expenses		
Total	**18.46**	**16.96**

Provision for write off (₹ in lakhs)

Particulars	For the year ended 31-Mar-23	For the year ended 31-Mar-22
Assets	1,000.15	3,994.56
Impairment of Investment	-	-
Inventories	0.13	2.24
Unserviceable capital works	-	-
Doubtful advance/receivable	3,851.83	-
Total	**4,852.11**	**3,996.80**

Note no.- 34

INCIDENTAL EXPENDITURE DURING CONSTRUCTION

(₹ in lakhs)

Particulars	Note No.	For the year ended 31-Mar-23	For the year ended 31-Mar-22
A. Employees benefit Expenses			
Salary & Wages		3,599.08	2276.67
Contribution to Provident Fund		288.63	186.19
Gratuity		62.02	69.1
Employees Pension		193.62	132.98
Leave Encashment		476.22	178.34
Staff welfare expenses		9.11	5.02
Post Retirement Medical Benefit			
Total (A)	30	**4,628.68**	**2,848.30**
B. Interest and Finance expenses capitalized			
Interest on Bonds		-	-
Interest on Short term Borrowing		-	-
Interest on Medium & Corporate Term Loan		3,075.67	286.09
Interest Expense - Asset under Lease		17.04	0.78
Other Borrowing Costs		1.11	0.40
Total (B)	31	**3,093.82**	**287.27**
C. Depreciation	32	**123.64**	**26.80**
D. Adminstration & other expenses			
Travelling expenses		46.50	23.60
Rents		38.05	44.54
Rates & taxes		0.17	1.16
Transport expenses		221.29	94.73
Printing & stationery		6.42	2.57
Postage & telegram		0.27	0.07
Medical expenses		98.17	45.44
Licence & registration		1.67	1.11
Paper & periodicals		0.01	0.12
Uniforms & liveries		72.04	0.22
Electric & water charges		165.23	11.95
Bank charges		4.87	0.03
Social welfare		1.00	0.72
Consultancy charges		92.64	38.21
Security arrangement		665.84	37.23
Hospital facilities		7.58	
Communication expenses		13.00	0.95

Particulars	Note No.	For the year ended 31-Mar-23	For the year ended 31-Mar-22
Office furnishing		2.04	
Miscellaneous expenses		347.95	12.23
I.B. expenses		11.50	0.35
I T Expenses		19.44	11.53
Loss on sale of fixed Assets		-	-
Repairs & maintenance		-	-
Roads & Building		285.65	809.11
Plant & equipment		1144.09	742.27
Others		478.49	13.34
Environment & Ecology		-	4.85
Filing fees to CERC		-	-
Energy Conservation expenses		-	-
Legal expenses		-	-
Insurance charges		800.57	539.46
Entertainment expenses		0.51	0.31
Tender expenses		-	-
Covid-19 Expenses		0.10	0.23
Training Expense		17.00	0.53
Sub total (D)	33	**4,542.09**	**2,436.86**
Total (A + B + C + D)		**12,388.23**	**5,599.23**
E. Less : Non-operating receipts			
Interest from advances		0.13	0.42
Hire charges		-	-
Transit hostel recoveries		-	-
Recovery of Rent		1.78	1.74
Miscelleneous Income		102.05	52.42
Total (E)		**103.96**	54.58
Net Expenditure		12,284.27	5,544.65
Expenditure transferred to Capital Work-in-Progress	3	**12,284.27**	**5,544.65**

Miscelleneous income includes recoveries from contractor, sale of tender paper,amortisation of Computer advance & furniture advance etc.

Note no.- 35 EARNINGS PER SHARE

The following table reflects the income and shares data used in the basic and diluted earnings per share computations.

(₹ in lakhs)

	Particulars	For the year ended 31-Mar-23	For the year ended 31-Mar-22
(a)	**Profit after tax & before regulatory Deferral Accounts (₹ in lakhs)**	34,207.61	14,888.78
(b)	**Profit after tax & after regulatory Deferral Accounts (₹ in lakhs)**	39,690.08	21,229.37
	Less: Amount to be paid for diluted portion (net of tax)		
	Profit attributable to ordinary shareholders - for Basic EPS	39,690.08	21,229.37
	Profit attributable to ordinary shareholders - for Diluted EPS	39,690.08	21,229.37
(c)	Weighted average no. of Ordinary Shares for Basic EPS	3609810400	3609810400
	Weighted average no. of Ordinary Shares for Diluted - EPS	3609810400	3609810400
(d)	Nominal value of Ordinary Shares (₹)	10.00	10.00
(e)	Earnings per equity share before regulatory Deferral Accounts :		
	(i) Basic (in ₹) (Not Annualised)	0.95	0.41
	(ii) Diluted (in ₹)	0.95	0.41
(f)	Earnings per equity share after regulatory Deferral Accounts :		
	(i) Basic (in ₹) (Not Annualised)	1.10	0.59
	(ii) Diluted (in ₹)	1.10	0.59

Note no.- 36 CONTINGENT LIABILITIES AND COMMITMENTS (TO THE EXTENT NOT PROVIDED FOR)

(₹ in lakhs)

Particulars	As at	
	31-Mar-23	31-Mar-22
Contingent liabilities :		
Claims against the Company not acknowledged as debt in respect of:		
- Pending litigation against Capital Works	2,75,242.36	1,61,370.11
- Land compensation cases	2,365.00	2,806.00
- Disputed income tax demand	27,614.24	46,889.39
- Others #	19,239.00	15.00
Total	3,24,460.60	2,11,080.50
Commitments :		
Estimated amount of contracts remaining to be executed on capital contracts and not provided for (net of advances and deposits)	-	-
Property , Plant & Equipment	37,718.70	16,030.42

(i) Claims against the company not acknowledged as debts as on March 31,2023 include demand from the income tax authorities for payment of tax of ₹ 27614.24 lakhs upon completion of their tax assessment for the A.Y. 2015-16 amounting to ₹ 11381.61 lakh, A.Y. 2016-17 amounting to ₹ 9112.52 lakh, A.Y. 2020-21 amounting to ₹ 1992.06 lakh, Probable tax liability relating to DPS pending before High Court,Meghalaya and ITAT amounting to ₹ 5120.85 lakh and demand from Customs, Excise and Service Tax Appellate Tribunal (CESTAT) for payment of ₹ 7.20 lakhs in respect of Service Tax.

#Others consists of various cases pending due to court procedure related to gratuity amounting to Rs 15.00 lakhs, EPF amounting to Rs 61.00 lakhs and writ petition challenging termination notice passed by the Commissioner / Secretary (Power) Government of Arunachal Pradesh of New Meling HEP and Sew Nafra Power Corporation Ltd. against contracts awarded amounting to Rs 19162.00 lakhs

(ii) There are few cases pending before the Arbitration Tribunal / Courts, for which amount of claims are yet to be acsertained.

(iii) The company is contesting the demand and the management including its tax advisors believes that its position will likely be upheld in the appellate process.The management believes that the ultimate outcome of these proceedings will not have a material adverse effect on the Company's financial position and results of operations.

(iv) The Company is subject to legal proceedings and claims, which have arisen in the ordinary course of business. The Company's management does not reasonably expect that these legal actions, when ultimately concluded and determined, will have a material and adverse effect on the Company's results of operations or financial condition.

Note no. 37 Movement in Regulatory Deferral Accounts Balances

Nature of Rate Regulated Activities

The company is primarily engaged in the business of generation and sale of electricity. The tariff based on which the Company bill to its beneficiaries for electricity sold to them is determined by the Central Electricity Regulatory Commission (CERC) in compliance to the CERC (Terms and Conditions of Tariff) Regulations, as applicable from time to time.

The said regulations allow the Company to recover its costs for providing the goods or services plus a fair return.

Recognition and measurement

• During determination of Annual Fixed Cost (AFC) of the Tuirial Hydro Electric Project (TrHEP) of North Eastern Electric Power Corporation Ltd (NEEPCO) for the control period of 2019-2024 by the Central Electricity Regulatory Commission (CERC), order for which issued on 16.04.2021, the Hon'ble Commission has allowed depreciation @2% based on the petition submitted by NEEPCO for the said purposes in line with the decision of the Public Investment Board (PIB) of the Govt. of India during meeting dated 04.06.2010 held for considering RCE of the project (TrHEP).

• The rates and methodology as per the CERC tariff regulations based on which depreciation for TrHEP has been calculated and charged to the Statement of Profit & Loss of NEEPCO for the period under consideration vary from that allowed to recover through tariff as per the CERC order. Due to higher rate of depreciation as per the CERC regulations, depreciation charged to the Statement of Profit & loss Account for the first 12 (twelve) years of operation TrHEP since its Date of Commercial Operation (COD) will be more than that of the depreciation recoverable through tariff, which will be reversed in future periods during remaining period of normative life of the generating station. Accordingly, the lower depreciation realized as "Revenue" for the generating station during the earlier period of its operation will be recovered/adjusted during later period.

• In view of above, the difference of depreciation to the extent recoverable/adjustable in future period has been recognized on an undiscounted basis as "Regulatory deferral account debit/credit balances" by credit/debit to the "Movement of Regulatory Deferral Account Balances".

• "Regulatory deferral account debit balances" recognized on account of the above during the year ended 31.03.2023 is as follows:

Particulars	Amount (₹ in lakhs)
Depreciation as per CERC Schedule of rates	6,896.90
Depreciation @2% as allowed by CERC vide the tariff order dated 09.10.2018	2,783.29
Difference (Recognized as "Regulatory Deferral balances")	**4,113.61**

Regulatory Deferral Account balances in respect of Employees benefits expenses for Gratuity:
Ministry of Labour and Employment vide their Gazette notification dated the 29th March 2018 has notified the Payment of Gratuity (Amendment) Act, 2018 (12 of 2018) and thus has increased the limit of gratuity upto ₹ 20.00 (Twenty) lakh from the existing ₹ 10 (Ten) lakh.
Regulation 8 (3) of the CERC (Terms and conditions of Tariff) Regulations 2014 provides that "The Commission shall carry out truing up of tariff of generating station based on the performance of following Uncontrollable Parameters:

i) Force Majeure;, ii) Change in Law; and iii) Primary Fuel Cost.

The increase in gratuity expenses due to enhancement of limit upto ₹20.00 lakh as per the Payment of Gratuity (Amendment) Act, 2018 falls under the category of "Change in law",
Accordingly, an amount of ₹ 4793.47 lakh to the extent expected as recoverable from the beneficiaries in subsequent period as per CERC Tariff Regulations recognized as "Regulatory Deferral Account Balances" in books of NEEPCO (the Company) as on 31.03.2018. The Central Electricity Regulatory Commission (CERC) vide order dated 23.01.2023 in NEEPCO's petition no. 718/MP/2020 has allowed reimbursement of the impact of the aforesaid enhancement of gratuity limit as "Additional O&M expenses" for the control period 2014-19. Accordingly, the amount allowed by the Hon'ble Commission has been recognized under "Revenue from operation" with reversal of ₹ 4793.47 lakh lying under "Regulatory Deferral Account balances" during the FY 2022-23 in respect of Employees benefits expenses for Gratuity.

Regulatory Deferral Accounts Balances in respect of deferred adjustment on Deferred Tax Liabilities for projects under operation:

NEEPCO has long term Power Purchase Agreement (PPA) with the States of the North Eastern Region (referred to as the 'Beneficiaries') for selling electricity generated from its generating stations in operations. Tariff for generating stations of NEEPCO are determined by the Central Electricity Regulatory Commission (CERC) in compliance to their notified tariff regulations issued from time to time. As per the CERC Tariff Regulations 2019, ROE is grossed up with effective tax rate as applicable for the respective financial year. Accordingly, deferred tax accrued during the year on income generated from sale of electricity and further adjustable/reversal in future periods when the related deferred tax liability will form a part of current tax & recoverable from the beneficiaries has been accounted as "Deferred tax adjustment against deferred tax liability", which has been recognized as "Regulatory income" and presented as a movement in "Regulatory Deferral Accounts Balance" as a separate line item in compliance to the relevant provisions of Ind AS 114.

Regulatory Deferral Account balances due to reclassification of deferred tax recoverable from beneficiaries

As per Regulation 67 of the CERC (Terms and Conditions of Tariff Regulations) 2019, Deferred tax liabilities for the period upto 31st March, 2009 whenever they materialise shall be recoverable directly by the generating companies or transmission licensees from the then beneficiaries or long term customers, as the case may be. Till 31st March, 2019 the deferred tax recoverable from beneficiaries in future years was presented as an adjustment to deferred tax liability and was not recognised as "Regulatory Deferral Accounts balances". The same has been reviewed during the FY 2022-23 in line with Ind AS 114 and has been reclassified as Regulatory Deferral Account balance. The regulated assets (+)/liability (-) recognized in the books to be recovered from or payable to beneficiaries in future periods are as follows:

(₹ In lakh)

Sl. No.	Particulars	Regulatory Deferral Account Balances
A	Opening balance as on 01.04.2022	38,623.96
B	Addition during the Financial Year ended 31.03.2023	-
C	Amount collected (-)/refunded (+) during the period	(1,452.47)
D	Regulatory income/(expense) recognized in the Statement of Profit and Loss (B-C)	(1,452.47)
E	Closing balance as on 31.03.2023 (A+D)	37,171.49

Regulatory Deferral Account balances in respect of exchange differences on Foreign Currency Monetary items

Para 28 of the Ind AS 21-"The Effects of Changes in Foreign Exchange Rates" provides that exchange differences arising on the settlement of monetary items or on translating monetary items at rates different from those at which they were translated on initial recognition during the period or in previous financial statements shall be recognised in profit or loss in the period in which they arise. Further, para D13 AA of the Ind AS 101 – "First-time Adoption of Indian Accounting Standards" provides for a first-time adopter may continue the policy adopted for accounting for exchange differences arising from translation of long-term foreign currency monetary items recognised in the financial statements for the period ending immediately before the beginning of the first Ind AS financial reporting period as per the previous GAAP. Accordingly, for periods beginning on or after 01.04.2016, all exchange differences arising on translation/ settlement of monetary items other than exchange difference on borrowings to the extent treated as an adjustment to interest cost during construction period are to be charged to the Statement of Profit and Loss. Regulation 69 of of the CERC (Terms and Conditions of Tariff) regulations provides that every generating company and the transmission licensee shall recover the foreign exchange rate variation on year-to-year basis as income or expense in the period in which it arises.

Regulatory deferral accounts debit balance - Note 16 recognized :

The regulatory assets recognized in the books to be recovered from the beneficiaries in future periods are as follows:

(₹ in lakhs)

Particulars	As at 31st March 2023	As at 31st March 2022
A. Opening Balance	92,344.55	84,384.08
B. Movements during the year due to (i) Turial Depreciation ₹ 4113.61 lakhs (ii) Deferred Tax Adjustment against Deferred Tax Liability ₹ 10542.90 lakhs. (iii) Deferred Tax Recoverable ₹ (1452.47) Lakhs (iv) Employee Benefit- Gratuity ₹ (4793.47) Lakhs (v) Exchange Difference ₹ (1459.91) Lakhs	6,950.66	7,960.47
C. Amount Collected / refunded during the year	-	-
D. Regulatory Deferral Account Balances recognized in the Statement of Profit & Loss (B-C)	6,950.66	7,960.47
E. Closing Balance (A+D)	**99,295.21**	**92,344.55**
F) Net movements in regulatory deferral account balances (I)	**6,950.66**	**7,960.47**
G) Tax on net movements in regulatory deferral account balances (II)	**1,468.19**	**1,619.88**
H) Total amount recognised in the statement of profit & loss during the year (I - II)	**5,482.47**	**6,340.59**

Rate of return/Discounting rate considered for recognition of Regulatory Deferral Account Balance is "Zero"
Risk/uncertainty associated with future recovery of Regulatory Deferral Account Balances

- **Demand risk:** Recovery of regulatory deferral balances are subjected to billing to its beneficiaries and accordingly associated with related normal risks, such as, attitude of the customers towards settlement of their dues, availability of alternate source of supply etc.
- **Regulatory risk:** On account of Changes, if any, in Regulations and submission or approval of a rate setting application or the entity's assessment on the expected future regulatory actions.

Period over which expected to recover

. **Others:** The Company is expected to recover/adjust the carrying amount of the regulatory deferral account balances over the period of normative useful life of the projects/generating stations.

Note no.- 38: Related party disclosures

The required information with respect to Related Party Disclosure as per Ind AS-24 is given as under:

(a) LIST OF RELATED PARTIES

A. HOLDING COMPANY : NTPC Ltd

Government of India held 100% ownership interest in NEEPCO Ltd till 26th March 2020. However, acquisition of entire equity stake of Government of India in NEEPCO Ltd by NTPC Ltd completed on 27th March 2020 through share transfer in persuant to share purchase agreement dt. 25th March 2020 between Government of india & NTPC Ltd. NTPC Ltd holds 100% ownership interest in NEEPCO Ltd including & as on 31st March 2023.

B. Joint Ventures :

KSK Dibbin Hydro Power Private Limited, 8-2-293/82/A/431/A, Road No.22, Jubilee Hills, Hyderabad – 500 033, India. NEEPCO Ltd.holds 30% of share in this Joint Venture.

C. Names of the Companies /bodies corporate which are subsidiaries / Joint Ventures of the Holding Company

1. Nabinagar Power Generating Company Limited
2. NTPC Mining Limited
3. NTPC Vidyut Vyapar Nigam Limited
4. NTPC EDMC Waste Solutions Private Ltd.
5. Bhartiya Rail Bijlee Company Limited
6. Patratu Vidyut Utpadan Nigam Limited
7. Meja Urja Nigam Private Limited
8. Kanti Bijlee Utpadan Nigam Ltd.
9. NTPC Electric Supply Company Ltd.
10. THDC India Limited
11. Energy Efficiency service Ltd.
12. Hindustan Urvarak & Rasayan Limited
13. NTPC Renewable Energy Ltd.
14. Ratna giri Gas & Power Private Ltd.
15. TUSCO Limited
16. Utility Powertech Ltd
17. NTPC-GE Power Services Private Ltd.
18. NTPC-SAIL Power Company Ltd.
19. NTPC Tamil Nadu Energy Company Ltd
20. Aravali Power Company Private Ltd.
21. NTPC BHEL Power Projects Private Ltd.
22. Transformers and Electricals Kerala Ltd.
23. National High Power Test Laboratory Private Ltd.
24. CIL NTPC Urja Private Ltd.
25. Anushakti Vidhyut Nigam Ltd.
26. Trincomalee Power Company Ltd
27. Bangladesh-India Friendship Power Company Private Ltd
28. NTPC Green Energy Limited
29. Tredco Rajasthan Limited
30. NHDC Limited

D. COMPANIES IN WHICH DIRECTORS ARE DIRECTORS

1. NHPC Limited
2. North East India Ayush Consortium Ltd.
3. Loktak Downstream Hydro-electric Corporation Ltd.

E. DIRECTORS & KEY MANAGERIAL PERSONNEL OF NEEPCO

(i) Whole time Directors :

1 Shri R.K.Vishnoi	Holding additional charge of CMD & D(T) w.e.f. 02.06.2022
2 Shri V K Singh	Chairman & Managing Director upto 31.05.2022 . Holding additional charge of Director (Technical) w.e.f. 01.03.2022 till 31.05.2022
3 Shri Anil Kumar	Director (Personnel) upto 31.10.2022
4. Shri B. Maharana	Director (Finance) cum Chief Finance Officer. Holding additional charge

(ii). Independent Directors :

1. Smt. Mala Sinha	Independent Director upto 10.07.2022
2. Dr Viveka Nand Paswan	Independent Director
3. Shri Bimal Chand Oswal	Independent Director

(iii). Nominee Directors

1. Shri Jithesh John	Nominee Director of Govt. of India
3. Shri Ujjwal Kanti Bhattacharya	Nominee Director, NTPC
4. Shri Jai Kumar Srinivasan	Nominee Director, NTPC w.e.f. 17.08.2022

(iv) Company Secretary

Shri Abinoam Panu Rong	Company Secretary

b) Transaction with related parties

(₹ in lakhs)

Particulars	31.03.2023	31.03.2022
Sales and purchase of goods and services		
Sale of goods to associates	-	-
Purchase of raw materials	-	-
Sale of Energy through trading :: NVVN	91,844.22	64,842.06
Sale of Energy through trading :: PTC	-	-
	91,844.22	**64,842.06**
Other transactions		
Paid/Payable to NTPC Ltd towards dividend		
(A) Final Dividend for F.Y. 2020-21	-	1,500.00
(B) Interim Dividend for F.Y. 2021-22	-	7,500.00
(C) Final Dividend for F.Y. 2021-22	1,500.00	-
(C) Interim Dividend for F.Y. 2022-23	35,000.00	
NVVN Ltd for trading expenses - Professional fee	133.68	594.31
NTPC Ltd towards consultancy	5.19	31.15
THDC- share on study of PSP model	-	31.27
Energy Efficiency Service Ltd for hire charge E-Vehicle	7.88	6.62
NEEPCO Employees' Provident Fund Trust	9,412.55	9,515.52
NEEPCO Ltd. Employees' Defined Contribution Superannuation Scheme Trust	3,742.62	3,713.45
NEEPCO Employees' Post Retirement Medical Benefit Trust	2,477.76	1,512.53
NEEPCO Employees Group Gratuity Assurance Fund Trust	892.41	1,534.63
NEEPCO Employees' Social Security Scheme Trust	44.31	47.32
Loan and Advances in the nature of loans to Subsidiarries/JV Companies/Firms &	-	-
Total	**53,216.40**	**25,986.80**

c) Compensation for Key Managerial Personnel (KMP)

(₹ in lakhs)

Particulars	31.03.2023	31.03.2022
Salary and allowances	109.71	219.97
Contribution to Provident Fund and other funds	15.24	31.44
Other benefits	38.41	89.64
Sitting fees	16.11	4.80
Total	**179.47**	**345.85**

d) Outstanding balances with related parties

(₹ in lakhs)

(i) Amount recoverable from	31.03.2023	31.03.2022
NEEPCO Employees' Provident Fund Trust	-	-
NEEPCO Ltd. Employees' Defined Contribution Superannuation Scheme	-	-
NEEPCO Employees' Post Retirement Medical Benefit Trust	246.17	236.34
NEEPCO Employees Group Gratuity Assurance Fund Trust	153.17	-
NTPC Ltd for reimbursement of expenses	11.03	11.03
NVVN Ltd for TDS	2.05	8.44
Receivable from NVVN	2,401.46	-

(₹ in lakhs)

(ii) Amount payable to	31.03.2023	31.03.2022
NEEPCO Employees' Provident Fund Trust	780.88	788.82
NEEPCO Ltd. Employees' Defined Contribution Superannuation Scheme	305.79	306.39
NEEPCO Employees' Post Retirement Medical Benefit Trust	2,477.76	-
NEEPCO Employees' Social Security Scheme Trust	3.55	3.84
NTPC Ltd - Interim Dividend for the FY 2022-23	35,000.00	
Energy Efficiency Service Ltd for hire charge E-Vehicle	0.59	1.14

Other Entities with joint control or significant influence over the Company under the same Government:

The Company is a subsidiary of Central Public Sector Undertaking (CPSU) i.e. NTPC Ltd that holds 100% ownership interest in NEEPCO Ltd . including & as on 31st March 2023 which is controlled by Central Government by holding majority of shares.

Pursuant to Paragraph 25 and 26 of Ind AS 24, entities over which the same government has control or joint control of, or significant influence, then the reporting entity and other entities shall be regarded as related parties.

Transactions with these parties are carried out at market terms at arm length basis. The Company has applied the

Name and nature of relationship with Government

Name of the Company	Nature of Relationship
Government of India	Shareholder in Holding Company having control over Company
NTPC Limited	Holding Company (100%)

Transaction with the related parties which are under the control of the same Government which has control over the

(₹ in lakhs)

Name of the Company	Nature of Transaction by the Company	31.03.2023	31.03.2022
Oil India Limited	Purchase of Gas	83051.09	27551.58
BHEL	Supply of Spares	4860.20	2806.38
IOC LTD	Purchase of Gas / HSD /Lubricant	2168.19	720.75
ONGC	Purchase of Gas	16707.66	15559.41
GAIL (India) Ltd	Purchase of Gas	42187.31	18240.79
TOTAL		**148974.45**	**64878.91**

(₹ in lakhs)

Significant transaction with Government that has control over the holding	31.03.2023	31.03.2022
Guarantee Fee on Foreign Loan to Government of India (GOI)	528.35	608.02
Interest on Subordinate Loan paid by the Company to GOI	291.96	291.96

Terms and conditions of transactions with related parties

Transactions with the related parties are made on normal commercial terms and conditions and at arm length price

Note No. 39 Additional disclosures

A. The company has used the borrowings from bank and other financial instituation for the specific purpose for which it was taken as on the reporting date.

B. Relationship with Struck off Companies:

(₹ in lakhs)

SL no	Name of struck off Company	Nature of transactions with struck-off Company	Balance outstanding as at 31 March 2023	Balance outstanding as at 31 March 2022	Relationship with the struck off company
		Payables			
(i)	A.P.Construction Pvt. Ltd	Payable - Contractor	-	0.97	NA
(ii)	Hi-Tech Reprographics Pvt Ltd	Payable - Contractor	-	0.22	NA
(iii)	S.K.Engineering and Work Pvt. Ltd	Payable - Contractor	-	0.25	NA
(iv)	Ocean Star Diving Services Ltd	Payable - Contractor	-	7.57	NA
(v)	Elshadai Infratech Pvt Ltd.	Payable - Supplier	-	-	NA
(vi)	Oriental Engineering Works Pvt Ltd	Payable - Contractor	-	-	NA
(vii)	Globex Steel Pvt. Ltd	Payable - Contractor	-	-	NA
(viii)	Destiny Enterprise Pvt. Ltd	Payable - Contractor	-	-	NA
(ix)	Galaxy Enterprise Pvt. Ltd	Payable - Contractor	-	-	NA
(x)	Simran Enterprises (I) Ltd	Payable - Contractor	-	-	NA
(xi)	Industrial Equipments Pvt. Ltd	Payable - Supplier	-	-	NA
(xii)	Electromech Engineering Pvt. Ltd	Payable - Contractor	-	-	NA
(xiii)	Advance Technologies Application Pvt. Ltd	Payable - Supplier	-	-	NA
(xiv)	Amar Enterprises Pvt. Ltd	Payable - Contractor	-	-	NA
(xv)	Data Sync Solutions Pvt. Ltd	Payable - Supplier	-	-	NA
(xvi)	Emerging Solutions Pvt. Ltd	Payable - Supplier	-	-	NA
(xvii)	B.M. Associates Pvt. Ltd	Payable - Supplier	-	-	NA

~ 1480 ~

C. (i) Title deeds of Immovable Properties not held in name of the Company as at 31 March 2023

Relevant line item in the Balance sheet	Description of item of property	Gross carrying value (₹ in lakhs)	Title deeds held in the name of	Whether title deed holder is a promoter, director or relative# of promoter*/director or employee of promoter/ director	Property held since which date	Reason for not being held in the name of the company**
Property, plant and equipment-Land	183.19 Hectare of land at West Jantia Hills, Meghalaya, for NEEPCO Project - Kopii Hydro Power Station- Stage II	452.68	Smt Ibil Dkhar & others (160 nos. of petitioner)	NO	10.09.1984	This land is under litigation due to claim lodged by 160 land owners for enhancement of land compensation. The matter is Pending with the Special Judge(Judicial) West Jaintai Hills , Meghalaya
Property, plant and equipment-Land	15633.50 Sq. m land at Tezu (Arunachal Pradesh)	1.28	Please refer note below *			
Property, plant and equipment-Land	1.88 Ares of land at Laitkor (Meghalaya)		Please refer note below **			

~ 1481 ~

ii) Title deeds of Immovable Properties not held in name of the Company as at 31 March 2022

Relevant line item in the Balance sheet	Description of item of property	Gross carrying value (₹ in lakhs)	Title deeds held in the name of	Whether title deed holder is a promoter, director or relative# of promoter*/director or employee of promoter/ director	Property held since which date	Reason for not being held in the name of the company**
Property, plant and equipment-Land	33.19 Are of Land at Guwahati, Assam	441.06	Assam Tea Corporation Ltd, Assam	NO	17.06.2009	Mutation process is under progress
Property, plant and equipment-Land	183.19 Hectare of land at West Jantia Hills, Meghalaya, for NEEPCO Project - Kopili Hydro Power Station- Stage II	452.68	Smt Ibil Dkhar & others (303 nos. of petitioner)	NO	10.09.1984	This land is under litigation due to claim lodged by 303 land owners for enhancement of land compensation. The matter is Pending with the Special Judge(Judicial) West Jaintai Hills , Meghalaya
Property, plant and equipment-Land	15633.50 Sq. m land at Tezu (Arunachal Pradesh)	1.28	Please refer note below *			
Property, plant and equipment-Land	1.88 Ares of land at Laitkor (Meghalaya)		Please refer note below **			
Property, plant and equipment-Building	Design Office/Guest House,Guwahati, Assam	375.48	Assam Tea Corporation Ltd, Assam	NO	17.06.2009	Mutation process is under progress

~ 1482 ~

*Land measuring 15633.50 Sq. m with building under Dag No. 173 & 200 at Tezu (Arunachal Pradesh) was alloted to NEEPCO by the concerned District authority.

** Land measuring 1.88 Ares located at Laitkor (Meghalaya) is under the ownership of NEEPCO.

D. (i) The quarterly returns or statements of current assets filed by the Company with banks or financial institutions are in agreement with the books of accounts.
(ii) The company has not been declared wilful defaulter by any bank or financial institution or other lenders.

E. The company has not granted any loans or advances to promoters, directors, KMP's and the related parties that are repayable on demand or without specifying any terms or period of repayment.

F. No proceedings have been initiated or are pending against the company for holding any benami property under the Benami Transactions (Prohibition) Act, 1988 (45 of 1988) and the rules made thereunder.

G. The company has no cases of any charges or satisfaction yet to be registered with ROC beyond the statutory time limits.

H. The provisions of clause (87) of section 2 of the Act read with the Companies (Restriction on number of Layers) Rules, 2017 are not applicable to the company as it is a Government Company as per Section 2(45) of the Companies Act, 2013.

I. The company doesnot hold any Invetsment Property in its books of accounts, so fair valuation of investment property is not applicable.

J. During the year the company has not revalued any of its Property,plant and equipment.

K. During the year, the company has not revalued any of its Intangible assets.

L. The company has not provided nor taken any loan or advance to/from any other person or entity with the understanding that benefit of the transaction will go to a third party, the ultimate beneficiary.

M. No scheme or arrangement have been approved by the competent authority in terms of section 230 to 237 of the Companies Act' 2013.

N. Undisclosed income: The company has not surrendered or disclosed as income or any transaction during the year in the tax assessment under the Income Tax Act, 1961. No search or survey under the Income Tax Act' 1961 has taken place during the year. Further, the company does not have any previously unrecorded income & related assets (Previous year NIL).

O. Crypto or Virtual Currency: The company has not traded or invested in Crypto or virtual currency during the current Financial Year (Previous Year NIL)

~ 1483 ~

I. Disclosure of Ratios

Ratio	Numerator	Denominator	FY 2022-23	FY 2021-22	% Variance	Reason for Variance
Current ratio	Current Assets	Current Liabilities	0.55	0.54	3.34	For the current F.Y. Current assets is higher in comparison to previous F.Y.
Debt-equity ratio	Paid-up debt capital (Long term borrowings+Short term borrowings)	Shareholder's Equity (Total Equity)	1.08	1.14	(5.31)	In the current F.Y., the total debts decreased compared to the previous year, while the total equity increased over to previous period , which has resulted decreased in ratio over the previous F.Y.
Debt service coverage ratio	Profit for the year+Finance costs+ Depreciation and amortiation expenses+Exceptional items	Finance Costs + lease payments+Scheduled principal repayments of long term borrowings	1.14	1.18	(3.53)	Due to higher Debt servicing in the current F.Y., the ratio dipped over the previous F.Y. inspite of increased earnings avaible for debts over the previous F.Y.
Return on equity ratio	Profit for the year	Average Shareholder's Equity	0.06	0.03	85.03	Due to increase in the Profit over the previous year, the ratio is better
Inventory turnover ratio	Revenue from operations	Average Inventory	33.00	22.41	47.29	Due to increase in the Revenue and decrease in the average inventory over the previous year, the ratio is better
Trade receivables turnover ratio	Revenue from operations	Average trade receivables	6.36	5.10	24.71	Due to increase in average debtors for the current period the ratio is on the higher side

Trade payables turnover ratio	Total Purchases (Fuel Cost + Other Expenses+Closing Inventory-Opening Inventory)	Closing Trade Payables	9.59	7.21	32.92	Due to increase in the Net Credit purchase the ratio is on the higher side
Net capital turnover ratio	Revenue from operations	Working Capital+current maturities of long term borrowings	4.16	3.42	21.80	Due to increase in the Revenue vis-à-vis the trade receivables over the previous year, the ratio appeared to be on the higher side over the previous F.Y
Net profit ratio	Profit for the year	Revenue from operations	0.09	0.07	31.58	Due to increase in the PAT over the previous year, the ratio is better in current F.Y.
Return on capital employed	Earning before interest and taxes	Capital Employed(i)	0.09	0.07	27.47	The increase of EBIT over the previous period results in better performance of the ratio
Return on investment(ii)-Investments in subsidiary and joint venture companies	{MV(T1) – MV(T0) – Sum [C(t1)]}	{MV(T0) + Sum [W(t) * C(t2)]}	-	-	-	The investment for the NEEPCO is NIL for both the F.Y s
Return on investment(ii)-Investments in others	{MV(T1) – MV(T0) – Sum [C(t1)]}	{MV(T0) + Sum [W(t) * C(t2)]}	-	-	-	The investment (either in the STDRs or other investments) for the NEEPCO is NIL for both the F.Y s

** Denominator is Negative

(i) Capital Employed= Tangible Net Worth + Total Debt + Deferred Tax Liabilities

(ii)Return on Investment where

T1 = End of time period

s

t = Specific date falling between T1 and T0

MV(T1) = Market Value at T1

MV(T0) = Market Value at T0

$C(t_1)$ = Cash inflow, cash outflow on specific date including dividend received

$C(t_2)$ = Cash inflow, cash outflow on specific date excluding dividend received

W(t) = Weight of the net cash flow (i.e. either net inflow or net outflow) on day 't', calculated as [T1 – t] / T1

J(I) Disclosure on Kopili HPS (50X4 MW):

(i) Penstock I - feeding 02 (two) units (50 MW each) of Kopili Hydro Power Station, Umrongso, Assam of the Company got ruptured on 07.10.2019 following a Load through off and tripping of Unit -I (50 MW). 03 (three) other units were in full load during the mishap. Rupture happened at three locations of Penstock including at location immediately downstream of Valve House. Penstock protection valve closing mechanism was damaged in the incident and therefore, the Valve could not be closed to isolate the Penstock, consequently thereafter, the Power House was flooded upto EOT Crane beam level within a very short period. At present, Kopili (4 X 50 MW) system in in shutdown condition. The value of damaged assets assessed & recognised in books till the financial year 2020-21 amounts to Rs.10366.72 lakhs (Gross value Rs.20670.50 lakhs & Accumulated depreciation Rs.10303.78 lakhs), for which provision for an equivalent amount has been provided in books. Repair, Renovation and Modernization (RRM) activities of the said generating plant is going on with scheduled commissioning of all the units during the FY 2023-24.

J (II) Disclosure on Khandong HPS (2 X 25 MW) and Kopili Stage II (1 X 25 MW) HPS:

As a consequence of unprecedented dry season flood in Kopili river, the Bundh constructed at the approach channel for taking up planned repair and renovation works overtopped on the 26th March 2022 leading to uncontrollable ingress of water from the Kopili reservoir into Khanding HRT. The discharge gushes down the hill slopes and inundated the Khandong Power House (2 X 25 MW) and Kopili Stage II Power House (1 X 25 MW) causing damages to the Power Stations and its Plant & Machineries. The value of damaged assets assessed & recognised in books in the previous financial year 2021-22 amounts to Rs.1457.63 lakhs (Gross value Rs.7871.89 lakhs & Accumulated depreciation Rs.6414.26 lakhs) for the said generating stations, for which provision for an equivalent amount has been provided in books.

K. Segment Reporting

NEEPCO is in the business of only one product, i.e., generation and selling of electricity. All the projects of NEEPCO are located with the North East Region, i.e., within the same geographical location. NEEPCO has no reportable segment and accordingly, Ind AS 108 – Operating Segment to disclose information about segments is not applicable.

L. Disclosure as per Ind AS 116 'Leases

(I) Transition to Ind AS 116

The Company has applied the following practical expedients on initial application of Ind AS 116:

(i) Applied a single discount rate to a portfolio of leases of similar assets in similar economic environment with a similar end date.

(ii) Applied the exemption not to recognize right-of-use assets and liabilities for leases with less than 12 months of lease term on the date of initial application.

(iii) Excluded the initial direct costs, if any, from the measurement of the right-of-use asset at the date of initial application.

(iii) On transition to Ind AS 116, the weighted average incremental borrowing rate applied to lease liabilities recognised under Ind AS 116 is 8.69 %. For agreements relating to the FY 2022-23 the weighted average incremental borrowing rate is taken as 7.14 %.

(ii) Company as Lessee

(i) The Company's significant leasing arrangements are in respect of the following assets:

(a) Premises for guest houses/ transit camps which are not non-cancellable and are usually renewable on mutually agreeable terms.

(b) The Company has taken electrical vehicles on operating lease for a period of five years, which can be further extended at mutually agreed terms. Lease rentals are subject to escalation of 10% per annum.

(c) The Company has taken certain vehicles (other than electrical) on lease for periods more than 12 months.

(III) The following are the carrying amounts of lease liabilities recognised and the movements during the period:

(₹ in lakhs)

Particulars	For the Year ended 31st March 2023	For the Year ended 31st March 2022
Opening Balance	1,011.83	790.45
- Additions in lease liabilities	677.22	807.03
- Interest cost during the year	125.94	130.13
- Payment of lease liabilities	728.69	715.78
Closing Balance	**1,086.30**	**1,011.83**
Current	607.67	573.64
Non Current	478.63	438.19

(IV) The following are the carrying amounts of "Right to use Leased Assets" as on 31.03.2023:

(₹ in lakhs)

Particulars	For the Year ended 31st March 2023	For the Year ended 31st March 2022
Opening Balance	939.39	726.30
- Additions in lease liabilities	677.22	807.03
- Amortization during the period	612.04	593.94
Closing Balance	1,004.57	939.39

(V) The following are the amounts recognised in profit or loss:

(₹ in lakhs)

Particulars	For the Year ended 31st March 2023	For the Year ended 31st March 2022
Depreciation expense for right-of-use assets	612.04	593.94
Interest expense on lease liabilities	125.94	130.13
Expense relating to short-term leases	-	-

(VI) Details of Contractual Maturities of Lease Liabilities are:

(₹ In lakh)

Particulars	For the Year ended 31st March 2023	For the Year ended 31st March 2022
Less than one year	607.67	573.64
Between one and two years	341.20	295.29
Between two and three years	127.37	122.46
Between three and four years	10.06	16.56
Between four and five years	-	3.88
More than five years	-	-
Total	**1,086.30**	**1,011.83**

M. Information in respect of micro and small enterprises as at 31 March 2023 as required by Schedule III to the Companies Act, 2013 and Micro, Small and Medium Enterprises Development Act, 2006 (MSMED Act)

Particulars	For the Year ended 31st March 2023	For the Year ended 31st March 2022
a) Amount remaining unpaid to any supplier: Principal amount Interest due thereon	712.14 -	1,054.92 -
b) Amount of interest paid in terms of Section 16 of the MSMED Act along-with the amount paid to the suppliers beyond the appointed day.	-	-
c) Amount of interest due and payable for the period of delay in making payment (which have been paid but beyond the appointed day during the year) but without adding the interest specified under the MSMED Act.	-	-
d) Amount of interest accrued and remaining unpaid	-	-
e) Amount of further interest remaining due and payable even in the succeeding years, until such date when the interest dues as above are actually paid to the small enterprises, for the purpose of disallowances as a deductible expenditure under Section 23 of MSMED Act	-	-

The payment to the vendors are made as and when they are due, as per terms and conditions of respective contracts.

N. Changes in Accounting Policies:

During the year, changes/modification have been made in Accounting Policies at sl. 4 (viii) and 8 in respect of "Depreciation and Amortization" and "Provisions, Contingent Liabilities and Contingent Assets" respectively. There is no significant material impact on the financial statements due to these changes/modifications.

Note no.- 40 Capital Management

The Company's capital management is intended to create value for shareholders by facilitating the meeting of long term and short term goals of the Company.

The Company determines the amount of capital required on the basis of annual business plan, coupled with long term and short term strategic investing plan. The funding requirements are met through equity, convertible and non- convertible debt securities, and other short term and long term borrowings. The Company's policy is aimed at combination of short term and long term borrowings.

The Company monitors the capital structure on the basis of net debt to equity ratio and maturity profile of the overall debt portfolio of the Company.

Note no.- 41 Disclosure on Financial Instruments

This section gives an overview of the significance of financial instruments for the Company and provides additional information on balance sheet items that contain financial instruments.

The details of significant accounting policies, including the criteria for recognition, the basis of measurement and the basis on which income and expenses are recognized, in respect of each class of financial asset, financial liability and equity instrument are disclosed in note no.1 to the financial statements

Financial assets and liabilities

The following table presents the carrying amount and fair value of each category of financial assets & liabilities as at March 31, 2023 & March 31, 2022

(₹ in lakhs)

As at March 31, 2023	Fair value through statement of profit & loss	Fair value through OCI	Derivative instruments in hedging relationship	Derivative instruments not in hedging relationship	Amortised Cost	Total Carrying Value	Total Fair Value
Financial assets							
Cash and bank balances					1,461.34	1,461.34	1,461.34
Other Bank Balances					291.50	291.50	291.50
Trade receivables					94,429.78	94,429.78	94,429.78
Loans					28.19	28.19	28.19
Other financial assets					23,225.20	23,225.20	23,225.20
Total					1,19,436.01	1,19,436.01	1,19,436.01
Financial liabilities							
Trade payables					19,140.46	19,140.46	19,140.46
Borrowings					6,91,063.36	6,91,063.36	6,82,905.58
Cash Credit/WCDL					22,054.36	22,054.36	22,054.36
Lease obligation					1,086.30	1,086.30	1,086.30
Payable for Capital expenditure					13,376.79	13,376.79	13,376.79
Other financial liabilities					49,119.55	49,119.55	49,119.55
Total					7,95,840.82	7,95,840.82	7,87,683.04

(₹ in lakhs)

As at March 31, 2022	Fair value through statement of profit & loss	Fair value through OCI	Derivative instruments in hedging relationship	Derivative instruments not in hedging relationship	Amortised Cost	Total Carrying Value	Total Fair Value
Financial assets							
Cash and bank balances					4,344.49	4,344.49	4,344.49
Other Bank Balances					1,009.06	1,009.06	1,009.06
Trade receivables					48,776.49	48,776.49	48,776.49
Loans					26.16	26.16	26.16
Other financial assets					35,806.83	35,806.83	35,806.83
Total					89,963.03	89,963.03	89,963.03
Financial liabilities							
Trade payables					22,156.98	22,156.98	22,156.98
Borrowings					7,25,736.54	7,25,736.54	7,21,425.49
Cash Credit/WCDL					24,312.43	24,312.43	24,312.43
Lease obligation					1,011.83	1,011.83	1,011.83
Payable for Capital expenditure					7,968.37	7,968.37	7,968.37
Other financial liabilities					9,131.89	9,131.89	9,131.89
Total					7,90,318.04	7,90,318.04	7,86,006.99

The following table provides an analysis of financial instruments that are measured subsequent to initial recognition at fair value, grouped into Level 1 to Level 3, as described below:

Quoted prices in an active market (Level 1): This level of hierarchy includes financial assets that are measured by reference to quoted prices (unadjusted) in active markets for identical assets or liabilities. This category consists of investment in quoted equity shares, quoted corporate debt instruments and mutual fund investments.

Valuation techniques with observable inputs (Level 2): This level of hierarchy includes financial assets and liabilities, measured using inputs other than quoted prices included within Level 1 that are observable for the asset or liability, either directly (i.e., as prices) or indirectly (i.e., derived from prices). This level of hierarchy includes Company's over-the-counter (OTC) derivative contracts.

Valuation techniques with significant unobservable inputs (Level 3): This level of hierarchy includes financial assets and liabilities measured using inputs that are not based on observable market data (unobservable inputs). Fair values are determined in whole or in part, using a valuation model based on assumptions that are neither supported by prices from observable current market transactions in the same instrument nor are they based on available market data. The main items in this category are investment in unquoted equity shares, measured at fair value.

(₹ in lakhs)

Particulars	As at March 31, 2023			
	Level 1	Level 2	Level 3	Total
Financial assets measured at fair value				
(i) Trade receivables	94,429.78	-	-	94,429.78
(ii) Cash and Bank Balances	1,752.84	-	-	1,752.84
(iii) Loans	28.19	-	-	28.19
(iv) others	23,225.20	-	-	23,225.20
Total financial assets measured at fair value	**1,19,436.01**	-	-	**1,19,436.01**
Financial liabilities measured at fair value				
(i) Borrowings	7,04,959.94	-	-	7,04,959.94
(ii) Trade & Other payables*	32,517.25	-	-	32,517.25
(iii) Other financial liabilities	50,205.85	-	-	50,205.85
Total financial liabilities measured at fair value	**7,87,683.04**			**7,87,683.04**

(₹ In lakhs)

Particulars	As at March 31, 2022			
	Level 1	Level 2	Level 3	Total
Financial assets measured at fair value				
(i) Trade receivables	48,776.49	-	-	48,776.49
(ii) Cash and Cash equivalents	5,353.55	-	-	5,353.55
(iii) Loans	26.16	-	-	26.16
(iv) others	35,806.83	-	-	35,806.83
Total financial assets measured at fair value	**89,963.03**	-	-	**89,963.03**
Financial liabilities measured at fair value				
(i) Borrowings	7,45,737.92	-	-	7,45,737.92
(ii) Trade & Other payables*	30,125.35	-	-	30,125.35
(iii) Other financial liabilities	10,143.72	-	-	10,143.72
Total financial liabilities measured at fair value	**7,86,006.99**			**7,86,006.99**

* Trade & Other payables includes trade payables & payables for capital expenditure

The short-term financial assets and liabilities are stated at amortized cost which is approximately equal to their fair value.

The fair value in respect of the unquoted equity investments cannot be reliably measured.

Management uses its best judgment in estimating the fair value of its financial instruments. However, there are inherent limitations in any estimation technique. Therefore, for substantially all financial instruments, the fair value estimates presented above are not necessarily indicative of all the amounts that the Company could have realized or paid in sale transactions as of respective dates. As such, the fair value of the financial instruments subsequent to the respective reporting dates may be different from the amounts reported at each year end

There have been no transfers between Level 1 and Level 2 for the years ended March 31, 2023 and March 31, 2022.

Transfer of financial assets

There have been no transfers of financial assets during the 2022-23

Financial risk management

In the course of its business, the Company is exposed primarily to interest rates, liquidity and credit risk, which may adversely impact the fair value of its financial instruments.
The Company has a risk management policy which covers the risks associated with the financial assets and liabilities such as interest rate risks and credit risks. The risk management policy is approved by the Board of Directors. The risk management framework aims to:

Create a stable business planning environment by reducing the impact of currency and interest rate fluctuations on the Company's business plan.

Achieve greater predictability to earnings by determining the financial value of the expected earnings in advance.

Market Risk : - Market risk is the risk of any loss in future earnings, in realizable fair values or in future cash flows that may result from a change in the price of a financial instrument. The value of a financial instrument may change as a result of changes in the interest rates, foreign currency exchange rates, equity price fluctuations, liquidity and other market changes. Future specific market movements cannot be normally predicted with reasonable accuracy.

Credit Risk :- Credit risk is the risk of financial loss arising from counterparty failure to repay or service debt according to the contractual terms or obligations. Credit risk encompasses both the direct risk of default and the risk of deterioration of creditworthiness as well as concentration risks.

Liquidity Risk: Liquidity risk refers to the risk that the Company cannot meet its financial obligations. The objective of liquidity risk management is to maintain sufficient liquidity and ensure that funds are available for use as per requirements.

The following table shows a maturity analysis of the anticipated cash flows including interest payable for the Company's non derivative financial liabilities on an undiscounted basis, which therefore differ from both carrying value and fair value.

(₹ in Lakhs)

Particulars	As at March 31, 2023				
	Carrying amount	Contractual cash flows	Less than 1 year	Between 1 - 5 years	More than 5 years
Non- derivative financial liabilities					
Borrowings	7,04,959.94	7,04,959.94	1,17,811.20	4,06,318.99	1,80,829.75
Trade payables	32,517.25	32,517.25	19,140.46	13,376.79	-
Other financial liabilities	50,205.85	50,205.85	49,727.21	478.64	-
Total non- derivative financial liabilities	**7,87,683.04**	**7,87,683.04**	**1,86,678.87**	**4,20,174.42**	**1,80,829.75**
Derivative financial liabilities					

(₹ in Lakhs)

Particulars	As at March 31, 2022				
	Carrying amount	Contractual cash flows	Less than 1 year	Between 1 - 5 years	More than 5 years
Non- derivative financial liabilities					
Borrowings	7,45,737.92	7,45,737.92	1,65,546.00	4,56,761.11	1,23,430.81
Trade payables	30,125.35	30,125.35	21,466.10	690.88	-
Other financial liabilities	10,143.72	10,246.31	10,246.31	-	-
Total non- derivative financial liabilities	**7,86,006.99**	**7,86,109.58**	**1,97,258.41**	**4,57,451.99**	**1,23,430.81**
Derivative financial liabilities					

The cost of unquoted investments approximate the fair value because there is a wide range possible fair value measurements and the cost represents estimate of fair value within that range.

Note No. - 42 Operating Segment

a. Electricity generation is the principal activity of the Corporation. Other operation like interest income does not form a reportable segment as per the Accounting Standard 108.

b. The Corporation has power projects located within the country and therefore geographical segments are inapplicable.

Note No 43 **Financial Risk Management**

(i) Exposure to Credit Risk

The carrying amount of financial assets represents the maximum credit exposure. The maximum exposure to credit risk at the reporting date was :

(₹ in lakhs)

Particulars	As at 31st March 2023	As at 31st March 2022
Financial assets for which loss allowance is measured using 12 months Expected Credit Losses (ECL)		
Non-current investments		
Non-current loans	28.19	26.16
Other non-current financial assets	-	-
Cash and cash equivalents	1,461.34	4,344.49
Bank balances other than cash and cash equivalents	291.50	1,009.06
Current loans	1,187.43	1,429.36
Other current financial assets*	1,002.45	4,820.53
Total (A)	**3,970.91**	**11,629.60**
Financial assets for which loss allowance is measured using life-time Expected Credit Losses (ECL) as per simplified approach		
Trade receivables	94,429.78	48,776.49
Contract Assets	21,035.32	29,556.94
Total (B)	**1,15,465.10**	**78,333.43**
Total (A+B)	**1,19,436.01**	**89,963.03**

* Excluding Contract Asets (Refer Note 13)

(ii) Provision for expected credit losses

(a) Financial assets for which loss allowance is measured using 12 month expected credit losses

The Company has assets where the counter-parties have sufficient capacity to meet the obligations and where the risk of default is very low. Accordingly, no loss allowance for impairment has been recognised.

(b) Financial assets for which loss allowance is measured using life-time expected credit losses as per simplified approach

The Company has customers (State government utilities) with capacity to meet the obligations and therefore the risk of default is negligible or nil. Further, management believes that the unimpaired amounts that are past due by more than default is negligible or nil. Further, management believes that the unimpaired amounts that are past due by more than 30 days are still collectible in full, based on historical payment behaviour and extensive analysis of customer credit risk. Hence, no impairment loss has been recognised during the reporting periods in respect of trade receivables and unbilled revenue.

(iii) Ageing analysis of trade receivables

The ageing analysis of the trade receivables is as below: (₹ in lakhs)

Ageing	Not due	0 - 30 days past due	31-60 days past due	61-90 days past due	91-120 days past due	More than 120 days past due	Total
Gross carrying amount as on 31st March 2023	76,558.90	6,822.65	14.08	-	-	11,034.15	94,429.78
Gross carrying amount as on 31st March 2022	33,536.25	3,466.93	-	-	-	11,773.31	48,776.49

Liquidity Risks

Liquidity risk is the risk that the Company will encounter difficulty in meeting the obligations associated with its financial liabilities that are settled by delivering cash or another financial asset. The Company's approach to managing liquidity is to ensure, as far as possible, that it will always have sufficient liquidity to meet its liabilities when due, under both normal and stressed conditions, without incurring unacceptable losses or risking damage to the Company's reputation.

The Company has an appropriate liquidity risk management framework for the management of short, medium and long term funding and liquidity management requirements. The Company manages liquidity risk by maintaining adequate cash reserves, banking facilities and reserve borrowing facilities by continuously monitoring forecast and actual cash flows and matching the maturity profiles of financial assets and liabilities.

The Company's Treasury department is responsible for managing the short-term and long-term liquidity requirements of the Company. Short-term liquidity situation is reviewed daily by the Treasury department. The Board of directors has established policies to manage liquidity risk and the Company's Treasury department operates in line with such policies. Any breaches of these policies are reported to the Board of Directors. Long-term liquidity position is reviewed on a regular basis by the Board of Directors and appropriate decisions are taken according to the situation.

Typically, the Company ensures that it has sufficient cash on demand to meet expected operational expenses for a month, including the servicing of financial obligations, this excludes the potential impact of extreme circumstances that cannot reasonably be predicted, such as natural disasters

As part of the CERC Regulations, tariff inter-alia includes recovery of capital cost. The tariff regulations also provide for recovery of energy charges, operations and maintenance expenses and interest on normative working capital requirements. Since billing to the customers are generally on a monthly basis, the Company maintains sufficient liquidity to service financial obligations and to meet its operational requirements.

(i) Financing arrangements

The Company had access to the following undrawn borrowing facilities at the end of the reporting period:

(₹ in lakhs)

Particulars	As at 31-03-2023	As at 31-03-2022
Fixed-rate borrowings		
Foreign currency loans	-	-
Floating-rate borrowings		
Cash credit /WCDL	99,011.00	19,500.00
Term loans	20,000.00	65,000.00
Foreign currency loans	-	-
Total	**1,19,011.00**	**84,500.00**

(ii) Maturities of financial liabilities

The following are the contractual maturities of derivative and non-derivative financial liabilities, based on contractual cash flows:

31st March 2023 (₹ in lakhs)

Contractual maturities of financial liabilities	Contractual cash flows					
	3 months or less	3-12 months	1-2 years	2-5 years	More than 5 years	Total
Non-derivative financial						
Secured bonds	5,799.44	62,000.00	77,000.00	1,53,500.00	66,500.00	3,64,799.44
Unsecured bonds	26.96	-	-	-	20,000.00	20,026.96
Rupee term loans from banks	5,197.50	16,975.00	30,800.00	1,10,800.00	73,200.00	2,36,972.50
Rupee term loans from others	(71.46)	-	-	-	29,196.42	29,124.96
Finance lease obligations	151.92	455.75	341.20	137.43	-	1,086.30
Secured Foreign currency loans	-		-	-	-	-
Unsecured foreign currency loans from banks and financial institutions	-	-	-	-	-	-
Unsecured foreign currency loans (guaranteed by GOI)	3,696.09	3,285.91	6,571.82	19,715.46	6,870.22	40,139.50
Cash credit /WCDL	22,054.36	-	-	-	-	22,054.36

31st March 2022						(₹ in lakhs)
Contractual maturities of financial liabilities	Contractual cash flows					
	3 months or less	3-12 months	1-2 years	2-5 years	More than 5 years	Total
Non-derivative financial liabilities						
Secured bonds	8,629.04	63,450.00	62,000.00	1,95,000.00	1,32,000.00	4,61,079.04
Unsecured bonds	26.44	-	-	-	20,000.00	20,026.44
Rupee term loans from banks	3,341.01	14,375.00	22,500.00	80,000.00	37,500.00	1,57,716.01
Rupee term loans from others	(72.32)	-	-	-	29,196.42	29,124.10
Finance lease obligations	135.14	438.50	295.29	142.90	-	1,011.83
Secured Foreign currency loans	1,954.89	5,831.08	5,834.11	-	-	13,620.08
Unsecured foreign currency loans from banks and financial institutions	-	-	-	-	-	-
Unsecured foreign currency loans (guaranteed by GOI)	3,530.73	3,104.48	6,208.96	18,626.87	12,699.83	44,170.87
Cash credit /WCDL	24,312.43	-	-	-	-	24,312.43

Market risk

Market risk is the risk that changes in market prices, such as foreign exchange rates and interest rates will affect the Company's income. The objective of market risk management is to manage and control market risk exposures within acceptable parameters, while optimising the return.

The Board of Directors is responsible for setting up of policies and procedures to manage market risks of the Company. All such transactions are carried out within the guidelines set by the risk management committee.

Currency risk

The Company is exposed to foreign currency risk on certain transactions that are denominated in a currency other than entity's functional currency, hence exposure to exchange rate fluctuations arises. The risk is that the functional currency value of cash flows will vary as a result of movements in exchange rates.

The currency profile of financial assets and financial liabilities as at 31 March 2023 and 31 March 2022 are as below

31st March 2023 (₹ in lakhs)

Particulars	USD	Euro	Total
Financial Assets			
Trade other receivables	-	-	-
Cash and Cash equivalent	-	-	-
Other Financial Assets	-	-	-
Total			
Financial Liabilities			
Secured Foreign Currency loans	-		-
Unsecured Foreign Curreny loans from banks & financial institution		40,139.50	40,139.50
Trade payables & other financial liabilities			-
Total	-	40,139.50	40,139.50

31st March 2022 (₹ in lakhs)

Particulars	USD	Euro	Total
Financial Assets			
Trade other receivables	-	-	-
Cash and Cash equivalent	-	-	-
Other Financial Assets	-	-	-
Total	-	-	-
Financial Liabilities			
Secured Foreign Currency loans	13,620.08		13,620.08
Unsecured Foreign Curreny loans from banks & financial institution		44,170.87	44,170.87
Trade payables & other financial liabilities	-	-	-
Total	**13,620.08**	**44,170.87**	**57,790.95**

Out of the above, no amount is hedged by derivative instruments. In respect of the balance exposure, gain/(loss) on account of exchange rate variations on all foreign currency loans and foreign currency monetary items (up to COD) is recoverable from beneficiaries. Therefore, currency risk in respect of such exposure would not be very significant.

Sensitivity analysis

Since the impact of strengthening or weakening of INR against USD, Euro, JPY and other currencies on the statement of profit and loss would not be very significant; therefore, sensitivity analysis for currency risk is not disclosed.

Interest Rate risk

The Group is exposed to interest rate risk arising mainly from non-current borrowings with floating interest rates. The Group is exposed to interest rate risk because the cash flows associated with floating rate borrowings will fluctuate with changes in interest rates. The Group manages the interest rate risks by entering into different kinds of loan arrangements with varied terms (e.g. fixed rate loans, floating rate loans, rupee term loans, foreign currency loans, etc.).

At the reporting date the interest rate profile of the Group's interest-bearing financial instruments is as follows:

(₹ in lakhs)

Particulars	31st March 2023	31st March 2022
Financial Assets		
Fixed Rate Instruments		
Bank Deposits	291.50	1,009.06
Total	291.50	1,009.06
Financial Liabilities		
Fixed Rate Instruments		
Bonds	3,84,826.40	4,81,105.48
Foreign currency loans	40,139.50	44,170.86
Rupee term loan	29,124.96	29,124.10
Lease obligations	1,086.31	1,011.83
	4,55,177.17	**5,55,412.27**
Variable-rate instruments		
Foreign currency loans	-	13,620.09
Rupee term loan	2,36,972.50	1,57,716.01
Cash Credit	-	-
	2,36,972.50	1,71,336.10
Total	6,92,149.67	**7,26,748.37**

Fair value sensitivity analysis for fixed-rate instruments

The Company's fixed rate instruments are carried at amortised cost. They are therefore not subject to interest rate risk, since neither the carrying amount nor the future cash flows will fluctuate because of a change in market interest rates.

Cash flow sensitivity analysis for variable-rate instruments

A change of 50 basis points in interest rates at the reporting date would have increased (decreased) profit or loss by the amounts shown below. This analysis assumes that all other variables, in particular foreign currency rates, remain constant. The analysis is performed on the same basis for the previous year.

(₹ in lakhs)

Particulars	Profit or loss	
	50 bp increase	50 bp decrease
31-Mar-23		
Foreign currency loans	(204.48)	204.48
Rupee term loans	(2,950.31)	2,950.31
Cash credit/WCDL	(2.14)	2.14
Total	(3,156.93)	3,156.93
31-Mar-22		
Foreign currency loans	(274.27)	274.27
Rupee term loans	(3359.85)	3359.85
Cash credit/WCDL	(7.90)	7.90
Total	(3642.02)	3642.02

Note No. 44 **Fair value of financial assets and liabilities measured at amortised cost**

(₹ in lakhs)

Particulars	Level	As at 31st March 2023		As at 31st March 2022	
		Carrying amount	Fair value	Carrying amount	Fair value
Financial assets					
Loans	3	28.19	28.19	26.16	26.16
Trade receivables	3	94,429.78	94,429.78	48,776.49	48,776.49
Cash and cash equivalents	3	1,461.34	1,461.34	4,344.49	4,344.49
Bank balances other than cash and cash equivalents	3	291.50	291.50	1,009.06	1,009.06
Other financial assets	3	23,225.20	23,225.20	35,806.83	35,806.83
Financial liabilities					
Bonds	3	3,84,826.40	3,95,797.48	4,81,105.48	4,94,100.83
Foreign currency loans - KFW	3	40,139.50	39,091.55	44,170.86	46,824.99
Foreign currency loans - ECB	3	-	-	13,620.09	13,620.09
Rupee term loans	3	2,36,972.50	2,36,972.50	1,57,716.01	1,57,716.01
Government Subordinate Loan	3	29,124.96	11,044.06	29,124.10	9,163.57
Lease obligations	3	1,086.31	1,086.31	1,011.83	1,011.83
Borrowings - current	3	22,054.36	22,054.36	24,312.43	24,312.43
Trade payables and payable for capital expenditure	3	32,517.25	32,517.25	30,125.35	30,125.35
Other financial liabilities	3	49,119.55	49,119.55	9,131.89	9,131.89

The carrying amounts of current trade receivables, current trade payables, payable for capital expenditure, investment in subsidiary and joint venture companies, cash and cash equivalents and other financial assets and liabilities are considered to be the same as their fair values, due to their short-term nature.

The fair values for loans, borrowings, non-current trade payables and payable for capital expenditure were calculated based on cash flows discounted using a current discount rate. They are classified at respective levels based on availability of quoted prices and inclusion of observable/non observable inputs.

Note No 45 **Disclosure as per Ind AS 115, ' Revenue from Contracts with Customers'**

Nature of goods and services

The revenue of the Company comprises of income from energy sales, sale of energy through trading and other services. The following is a description of the principal activities:

(a) Revenue from energy sales

The major revenue of the Company comes from energy sales. The Company sells electricity to bulk customers, mainly electricity utilities owned by State Governments Discoms operating in States. Sale of electricity is generally made pursuant to long-term Power Purchase Agreements (PPAs) entered into with the beneficiaries. Further, the Company sell electrcity

Below are the details of nature, timing of satisfaction of performance obligations and significant payment terms under contracts for energy sales:

Product/ Service	Nature, timing of satisfaction of performance obligations and significant payment terms
Energy sales	The Company recognises revenue from contracts for energy sales over time as the customers simultaneously receive and consume the benefits provided by the Company. The tariff for computing revenue from energy sales is determined in terms of CERC Regulations as notified from time to time. Sale of Power is accounted for based on tariff approved by the Central Electricity Regulatory Commission (CERC). In case of power stations where final tariff is yet to be approved by CERC, the sale of energy is provided for on the basis of provisional rate considering the Annual Fixed Cost submitted before the CERC through Tariff Petition as per the principles enunciated in the Central Electricity Regulatory Commission (Terms & Conditions of Tariff) Regulations 2019. For projects for which neither CERC approved tariff is available nor petition pending with the CERC, sale of energy is accounted for on the basis of tariff as agreed by the beneficiaries. The amounts are billed on a monthly basis and are payable within contractually agreed credit period.

(b) Revenue from energy trading, consultancy and other services
Sale of Energy through trading

Below are the details of nature, timing of satisfaction of performance obligations and significant payment terms under contracts for sale of energy through trading:

Product/ Service	Nature, timing of satisfaction of performance obligations and significant payment terms
Sale of energy through trading	The Company recognises revenue from contracts for sale of energy through trading over time as the customers simultaneously receive and consume the benefits provided by the Company. The tariff for computing revenue from sale of energy through trading is determined as per the terms of the agreements. The amounts are billed as per periodicity specified in the Contract and are payable within contractually agreed credit period.

II. Disaggregation of revenue

In the following table, revenue is disaggregated by type of product and services, geographical market and timing of revenue recognition.

Particulars	Generation of energy		Others		Total	
	For the year ended		For the year ended		For the year ended	
	31 March 2023	31 March 2022	31 March 2023	31 March 2022	31 March 2023	31 March 2022
Geographical markets						
India	4,41,018.53	3,06,075.81	6,281.47	3,415.45	4,47,300.00	3,09,491.26
Others	-					-
	4,41,018.53	**3,06,075.81**	**6,281.47**	**3,415.45**	**4,47,300.00**	**3,09,491.26**
Timing of revenue recognition						
Products and services transferred over time	4,41,018.53	3,06,075.81	6,281.47	3,415.45	4,47,300.00	3,09,491.26
	4,41,018.53	3,06,075.81	6,281.47	3,415.45	4,47,300.00	3,09,491.26

III. Reconciliation of revenue recognised with contract price: (₹ in lakhs)

Particulars	For the year ended 31 March 2023	For the year ended 31 March 2022
Contract price	4,49,958.85	3,11,286.91
Adjustments for:		
Rebates	(2658.85)	(1795.65)
Revenue recognised	4,47,300.00	3,09,491.26

IV. Contract balances

The following table provides information about trade receivables, unbilled revenue and advances from customers / payable to beneficiaries: (₹ in lakhs)

Particulars	As at 31 March 2023		As at 31 March 2022	
	Current	Non-current	Current	Non-current
Trade receivables	94,429.78	-	48,776.49	-
Contract Assets	21,035.32	-	29,556.94	-
Advances from customers / payable to beneficiaries	3,660.06	-	1,342.73	-

Note No 46 Corporate Social Responsibility (CSR)

As per Section 135 of the Companies Act, 2013 read with guidelines issued by Department of Public Enterprises, GOI, the Company is required to spend, in every financial year, at least two per cent of the average net profits of the Company made during the three immediately preceding financial years in accordance with its CSR Policy. The details of CSR expenses for the year are as under:

(₹ in lakhs)

Particulars	FY 2022-23	FY 2021-22
(i) Amount required to be spent by the Company during the year	508.57	545.98
(ii) Amount of expenditure incurred #	508.78	556.66
(iii) Shortfall at the end of the year	Nil	Nil
(iv) Total of previous years shortfall	Nil	Nil
(v) Reason for shortfall	Not applicable	Not applicable
(vi) Nature of CSR activities		
(a) Construction/acquisition of any asset	271.88	337.00
(b) On purposes other than (a) above	236.90	219.66
(vii) Details of related party transactions, e.g., contribution to a trust controlled by the Company in relation to CSR expenditure as per relevant Accounting Standard	Nil	Nil

(viii) Movement in CSR liability (₹ in lakhs)

Particulars	For the year ended 31 March 2023	For the year ended 31 March 2022
Opening Balance CSR Liability (A)	540.67	544.72
Paid / adjusted during the year (B)	444.55	460.07
Addition during the year (C)	224.58	456.02
Closing balance as at the year end (D=A-B+C) ##	320.70	540.67

(vii) Break up CSR expenses under major heads: (₹ in lakhs)

Particulars	FY 2022-23	FY 2021-22
1. Eradicating Hunger and Proverty, Health Care and Sanitation	281.06	196.35
2. Education and Skill Development	105.99	172.63
3. Rural Development	121.73	187.68
Total	508.78	**556.66**

For the FY 2022-23 : Rs. 508.78 lakh Includes expenditure incurred over sanction (for TGBPS) Rs. 0.21 lakh

The amount appearing in the CSR Ongoing Projects & CSR Unspent balance as on 31.03.2023 (Breakup FY Wise)

FY	CSR ON GOING PROJECTS	CSR UNSPENT
2022-2023	Rs. 199.42 Lakhs	Rs. 11.86 Lakhs
2021-2022	Rs. 81.84 Lakhs	Rs. 13.21 Lakhs
2020-2021	Rs. 14.28 Lakhs	Rs. 0.09 lakhs
Total	**Rs. 295.54 Lakhs**	**Rs. 25.16 Lakhs**

Balance under "CSR Onging Project : Rs. 295.54 Lakh and balance under CSR Unspent Rs. 25.16 Lakh

North Eastern Electric Power Corporation Limited Shillong

Note No. 47 Disclosure on Inventories

(a) Amount of Inventories consumed and recognised as expense during the year is as under (₹ in lakhs)

Particulars	For the year ended 31-Mar-23	For the year ended 31-Mar-22
Fuel Cost	1,44,849.84	57,354.86
Others (Included in Note 33 - Other expenses)*	2,430.11	3,827.22
Total	1,47,279.95	**61,182.08**

* Includes imported material consumed during the year ended 31st March 2023 amounts to Rs.21.07 lakhs (Previous year Rs. 212.25 lakhs)

Note No 48 Income Tax related disclosures

(i) Disclosure as per Ind AS 12 "Income Tax"

(a) Income Tax Expense

I) Income tax recognised in the statement of Profit & Loss (₹ in lakhs)

Particulars	For the year ended 31-Mar-23	For the year ended 31-Mar-22
Current Tax expense		
Current year	11,488.84	5,676.88
Taxes for earlier years	-	-
Pertaining to regulatory deferral account balances (A)	1,468.19	1,619.88
Total current tax expense (B)	12,957.03	7,296.76
Deferred tax expense		
Origination and reversal of temporary differences (C)	22,154.15	14,819.16
Less : MAT credit entitlement		
Income Tax Expense (D= B+C-A)	33,642.99	20,496.04
Pertaining to regulatory deferral account balances	1,468.19	1,619.88
Total tax expense including tax on movement in regulatory deferral account	35,111.18	22,115.92

(ii) Income tax recognised in other comphrehensive income (₹ in lakhs)

Particulars	For the year ended					
	31st March 2023			31st March 2022		
	Before Tax	Tax Expense	Net of Tax	Before Tax	Tax Expense	Net of Tax
Net actuarial loss on defined benefit plans	(642.43)	(112.25)	(530.18)	(1582.69)	(276.53)	(1306.16)

(iii) Reconcilliation of tax expense and the accounting profit multiplied by India's domestic tax rate

(₹ in lakhs)

Particulars	For the year ended 31st March 2023	For the year ended 31st March 2022
Profit before tax including movement in regulatory deferral account balances	74,801.26	43,345.29
Tax using the Company's domestic rate of 17.472% (31st March 2023 -34.944%	13,069.28	7,573.29
Tax effect of :		
Non deductible tax expense	(112.25)	(276.53)
Tax free income	-	-
Deferred Tax Expense	22,154.15	14,819.16
Previous year Tax liability	-	-
Minimum alternate tax adjustments		
Total tax expense recognised in the statement of profit & Loss	**35,111.18**	**22,115.92**

Note no. 49 Confirmation of Balances

Balances shown under Capital advances to Contractors, Trade Payable and material in transit/with contractor/issued on loan, Trade receivables, Accounts receivable are subject to confirmation/reconciliation and consequential adjustment, if any.

Note No. 50 Impairment loss

Property Plant and Equipment has been tested for impairment where indicators of impairment existed. Based on the assessment, the Company do not recognize any impairment impact during the previous year and also during the year ended March 31, 2023.

Note No. 51 Previous year figures

The previous year figures have been regrouped, re-casted and re-arranged whereever possibile and considered necessary.

In terms of our report of even Date

For and on behalf of the Board of Directors

For L K Kejriwal & Co
Chartered Accountants
F.R.N.001368C

Date: 16-05-2023
Place NEW DELHI

A. P. Rong	B Maharana	Rajeev Kumar Vishnoi	Rakesh Sanganeria
Company Secretary	Director (Finance)-cum-CFO DIN: 09263864	Chairman & Managing Director DIN: 08534217	Partner Membership No-073232

ANNEXURE-6B

L.K.KEJRIWAL & CO.
CHARTERED ACCOUNTANTS

Independent Auditors' Report

To the Members of North Eastern Electric Power Corporation Limited

Report on the Audit of the Consolidated Financial Statements

Opinion

We have audited the accompanying Consolidated Financial Statements of North Eastern Electric Power Corporation Limited ('the Venturer Company') and its jointly controlled entity (collectively referred to as 'the Company'), which comprise the Consolidated Balance Sheet as at 31st March 2023, the Consolidated Statement of Profit and Loss (including Other Comprehensive Income), the Consolidated Statement of Changes in Equity and the Consolidated statement of Cash Flows for the year then ended, and notes to the Consolidated Financial Statements, including a summary of significant accounting policies and other explanatory information (herein after referred to as 'Consolidated Financial Statements').

In our opinion and to the best of our information and according to the explanations given to us, and due consideration of unaudited Financial Statements of the joint venture entity referred to below in the 'Other Matters' paragraph, the aforesaid Consolidated Financial Statements give the information required by the Companies Act, 2013 ('the Act') in the manner so required and give a true and fair view in conformity with the accounting principles generally accepted in India, of the Consolidated state of affairs (financial position) of the Company as at 31st March 2023, and its consolidated profit (financial performance including other comprehensive income), its Consolidated changes in equity and the Consolidated cash flows for the year ended on that date.

Basis for Opinion

We conducted our audit in accordance with the Standards on Auditing (SAs) specified under section 143(10) of the Companies Act, 2013. Our responsibilities under those Standards are further described in the Auditors' Responsibilities for the Audit of the Consolidated Financial Statements section of our report. We are independent of the Company in accordance with the Code of Ethics issued by the Institute of Chartered Accountants of India together with the ethical requirements that are relevant to our audit of the Consolidated Financial Statements under the provisions of the Companies Act, 2013 and the Rules thereunder, and we have fulfilled our other ethical responsibilities in accordance with these requirements and the Code of Ethics. We believe that the audit evidence we have obtained is sufficient and appropriate to provide a basis for our opinion on the Consolidated Financial Statements.

508, Ashiana Towers, Exhibition Road, Patna – 800 001
Phone : 0612 – 2322595, 9835096764, email : lkkcoho@gmail.com
Offices at : Bangalore, Guwahati, Muzaffarpur, Surat & New Delhi

L.K.KEJRIWAL & CO.
CHARTERED ACCOUNTANTS

Emphasis of Matter

We draw attention to the following matters in the Notes to the Consolidated Financial Statements :

1. Note No. 2 (v) regarding Capitalization of Rs. 2485.44 lakhs being Capacity Charges on Transmission assets including interest thereon billed by PGCIL, for earlier years.
2. Note No. 27(b) read with Significant Accounting Policy 17.1(a)(ii) regarding sale of energy includes Rs. 10045.51 lakhs being the revenue for the year recognized on the basis of provisional rate.

Our opinion is not modified in respect of these matters.

Key Audit Matters

Key audit matters are those matters that, in our professional judgement, were of most significance in our audit of the Consolidated Financial Statements of the current period. These matters were addressed in the context of our audit of the Consolidated Financial Statements as a whole, and in forming our opinion thereon, and we do not provide a separate opinion on these matters.

We have determined the matters described below as the key audit matters to be communicated in our report. The below mentioned Key Audit Matters have been reproduced from the Independent Auditors' Report on the audit of Standalone Financial Statements of the venturer company.

Sl. No	Key Audit Matter	Addressing the Key Audit Matter
1	**Recognition and Measurement of Revenue from sale of energy** The Company records revenue from sale of energy based on tariff approved by the Central Electricity Regulatory Commission (CERC) and where final tariff is yet to be approved by CERC, provisional revenue is recognized on the basis of provisional rate considering the Annual Fixed Cost submitted before the CERC through tariff petition. Where neither approved tariff is available nor petition is pending with the CERC, sale of energy is accounted for on the basis of tariff as agreed by the beneficiaries. (Refer note no. 27 read with significant accounting policy no. 17.1(a)	**Our Audit Procedure :** We have obtained an understanding of the CERC tariff regulations, orders, circulars, guidelines and the company's internal circulars and procedures in respect of recognition and measurement of revenue from sale of energy comprising of capacity charges and energy charges and adopted the following Audit Procedures : - Evaluated and tested the effectiveness of the company's design of internal controls relating to recognition and measurement of revenue from sale of energy. - Verified the accounting of revenue from sale of energy as well as accounting of provisional revenue from sale of energy based on provisional tariff computed as per the principles adopted by the Company.

508, Ashiana Towers, Exhibition Road, Patna – 800 001
Phone : 0612 – 2322595, 9835096764, email : lkkcoho@gmail.com
Offices at : Bangalore, Guwahati, Muzaffarpur, Surat & New Delhi

L.K.KEJRIWAL & CO.
CHARTERED ACCOUNTANTS

2	**Impairment Assessment of carrying value of Property, Plant & Equipment (PPE)** The Company has a material operational asset base (PPE) relating to generation of electricity and is one of the components for determining the tariff as per the CERC Tariff Regulations, which may be vulnerable to impairment. Carrying value of PPE requires impairment assessment based on the future expected cash flows associated with the Power Plants (Cash Generating Units). (Refer Note No. 50 read with the Significant Accounting Policy No.5)	**Our Audit Procedures :** We have adopted the following Audit Procedure: - Read the Company's Accounting Policies with respect to impairment in accordance with Ind AS 36 "Impairment of Assets". - Performed test of controls over key financial controls related to accounting, valuation and recoverability of assets through inspection of evidence. - Performed substantive audit procedures including : i) Obtained the management's impairment assessment. ii) Evaluated the key assumptions including projected generation, fuel prices, exchange rate, energy prices, post power purchase agreement period and weighted average cost of capital by comparing them with prior years and external data, where available. iii) Obtained and evaluated the sensitivity analysis. - Reliance has been placed on management projections for completion timeline, volume of generation and resultant revenue based on expected tariff there against.
3	**Contingent Liability** There are number of litigations/claims against the company pending before various forums. Claims made against the company are significant and the management's judgement is required for estimating the amount involved and their proper disclosure.	**Our Audit Procedures :** We have obtained the details of cases/disputes/claims pending before various courts/ Arbitrations/ quasi judicial Forums etc. as on 31.03.2023 from the Management along with the latest status and management's assessment for the same.

508, Ashiana Towers, Exhibition Road, Patna – 800 001
Phone : 0612 – 2322595, 9835096764, email : lkkcoho@gmail.com
Offices at : Bangalore, Guwahati, Muzaffarpur, Surat & New Delhi

L.K.KEJRIWAL & CO.
CHARTERED ACCOUNTANTS

	Disclosure of the same involves a significant degree of Management's judgement in interpreting the cases and assessment of the probability of occurrence of the liability which may be subject to Management bias. (Refer note no. 36 to the Consolidated Financial Statements.)	We have also obtained the Company's Accounting policy in this regard and their disclosure in notes to the Consolidated financial statements for the same. We understood and tested the design and operating effectiveness of control as established by the Management for obtaining all relevant information for pending litigation/ cases. We discussed with Management regarding their basis of assessment and any material development thereto and also possible outcomes of the claims/ disputes.

Information other than the Consolidated Financial Statements and Auditors Report thereon

The Company's Board of Directors is responsible for the preparation of the other information. The other information comprises the information included in the Management Discussion and Analysis Report, Director's Report including Director's Responsibility Statement, Report of Corporate Governance and other information included in the Annual Report, but does not include the Consolidated financial statements and our auditors' report thereon. The Other Information as stated above is expected to be made available to us after the date of this Auditors' Report.

Our opinion on the Consolidated financial statements does not cover the other information and we do not and will not express any form of assurance conclusion thereon.

In connection with our audit of the Consolidated financial statements, our responsibility is to read the other information identified above when it becomes available and, in doing so, consider whether the other information is materially in consistent with the Consolidated financial statements or our knowledge obtained during audit or otherwise appears to be materially misstated.

When we read the Other Information as stated above and if we conclude that there is a material misstatement therein, we are required to communicate the matter to those charged with governance and describe necessary actions required as per applicable laws and regulations.

508, Ashiana Towers, Exhibition Road, Patna – 800 001
Phone : 0612 – 2322595, 9835096764, email : lkkcoho@gmail.com
Offices at : Bangalore, Guwahati, Muzaffarpur, Surat & New Delhi

L.K.KEJRIWAL & CO.
CHARTERED ACCOUNTANTS

Responsibilities of Management and Those charged with Governance for the Consolidated Financial Statements

The Company's Board of Directors is responsible for the matters stated in Section 134(5) of the Companies Act, 2013 ('the Act') with respect to the preparation of these Consolidated Financial Statements that give a true and fair view of the Consolidated financial position, Consolidated financial performance including other comprehensive income, Consolidated changes in equity and Consolidated cash flows of the Company in accordance with the accounting principles generally accepted in India, including the Indian Accounting Standards (Ind AS) specified under Section 133 of the Act, read with relevant rules issued thereunder and as per the Electricity Act, 2003 and relevant Central Electricity Regulatory Commission (CERC) regulation and other recognized accounting practices and policies.

This responsibility of the respective Board of Directors also includes maintenance of adequate accounting records in accordance with the provisions of the Act for safeguarding the assets of the Company and for preventing and detecting frauds and other irregularities; selection and application of appropriate accounting policies; making judgements and estimates that are reasonable and prudent; and design, implementation and maintenance of adequate internal financial controls, that were operating effectively for ensuring the accuracy and completeness of the accounting records, relevant to the preparation and presentation of the Consolidated Financial Statements that give a true and fair view and are free from material misstatement, whether due to fraud or error which have been used for the purpose of preparation of the Consolidated Financial Statements by the Directors of the Company, as aforesaid.

In preparing the Consolidated Financial Statements, the respective Board of Directors of the venturer company and its jointly controlled entity are responsible for assessing the Company's ability to continue as a going concern, disclosing, as applicable, matters related to going concern and using the going concern basis of accounting unless the respective Board of Directors either intends to liquidate the respective entities or to cease operations, or has no realistic alternative but to do so.

The respective Board of Directors are also responsible for overseeing the financial reporting process of the venturer company and of its jointly controlled entity.

Auditors' Responsibility for the Audit of the Consolidated Financial Statements

Our objectives are to obtain reasonable assurance about whether the Consolidated Financial Statements as a whole are free from material misstatements, whether due to fraud or error, and to issue an Auditors' Report that includes our opinion. Reasonable assurance is a high level of assurance, but is not a guarantee that an audit conducted in accordance with Standard on Auditing (SAs) will always detect a material misstatement when it exists. Misstatements can arise from fraud or error and are considered material if, individually or in the aggregate, they could reasonably be expected to influence the economic decisions of user taken on the basis of these Consolidated Financial Statements.

508, Ashiana Towers, Exhibition Road, Patna – 800 001
Phone : 0612 – 2322595, 9835096764, email : lkkcoho@gmail.com
Offices at : Bangalore, Guwahati, Muzaffarpur, Surat & New Delhi

L.K.KEJRIWAL & CO.
CHARTERED ACCOUNTANTS

As part of an Audit in accordance with SAs, we exercise professional judgement and maintain professional skepticism throughout the audit. We also;

- Identify and assess the risk of material misstatement of the Consolidated Financial Statements, whether due to fraud or error, design and perform audit procedures responsive to those risks, and obtain audit evidence that is sufficient and appropriate to provide a basis for our opinion. The risk of not detecting a material misstatement resulting from fraud is higher than for one resulting from error, as fraud may involve collusion, forgery, intentional omissions, misrepresentations, or the override of internal control;

- Obtain an understanding of internal control relevant to the audit in order to design audit procedures that are appropriate in the circumstances. Under section 143(3)(i) of the Act, we are also responsible for expressing our opinion on whether the company has adequate internal financial controls system with reference to consolidated financial statements in place and the operating effectiveness of such controls;

- Evaluate the appropriateness of accounting policies used and the reasonableness of accounting estimates and related disclosures made by management;

- Conclude on the appropriateness of management's use of the going concern basis of accounting and, based on the audit evidence obtained, whether a material uncertainty exists related to events or conditions that may cast significant doubt on the company's ability to continue as a going concern. If we conclude that a material uncertainty exists, we are required to draw attention in our Auditors' Report to the related disclosures in the Consolidated Financial Statements or, if such disclosures are inadequate, to modify our opinion. Our conclusions are based on the audit evidence obtained up to the date of our Auditors' Report. However, future events or conditions may cause the company to cease to continue as a going concern;

- Evaluate the overall presentation, structure and content of the Consolidated Financial Statements, including the disclosures and whether the Consolidated Financial Statements represent the under lying transactions and events in a manner that achieves fair presentation.

- Obtain sufficient appropriate Audit evidence regarding the financial information of the business activities of the venturer company and its joint venture to express an opinion on the Consolidated Financial Statements. We are responsible for the direction, supervision and performance of the audit of the Financial Statements of only such business activities included in the Consolidated Financial Statements of which we are the independent Auditors. For the business activities included in the Consolidated Financial Statements, which have not been audited, their directors remain responsible for the direction, supervision and performance of it. We remain solely responsible for our audit opinion.

508, Ashiana Towers, Exhibition Road, Patna – 800 001
Phone : 0612 – 2322595, 9835096764, email : lkkcoho@gmail.com
Offices at : Bangalore, Guwahati, Muzaffarpur, Surat & New Delhi

L.K.KEJRIWAL & CO.
CHARTERED ACCOUNTANTS

Materiality is the magnitude of misstatements in the Consolidated Financial Statements that, individually or in aggregate, makes it probable that the economic decisions of a reasonably knowledgeable user of the Consolidated Financial Statements may be influenced. We consider quantitative materiality and qualitative factors in

i) Planning the scope of our audit work and in evaluating the results of our work; and
ii) To evaluate the effect of any identified misstatements in the Consolidated Financial Statements.

We communicate with those charged with governance of the venturer company regarding, among other matters, the planned scope and timing of the audit and significant audit findings, including any significant deficiencies in internal control that we identify during our audit.

We also provide those charged with governance with a statement that we have complied with relevant ethical requirements regarding independence, and to communicate with them all relationships and other matters that may reasonably be thought to bear on our independence, and where applicable, related safeguards.

From the matters communicated with those charged with governance, we determine those matters that were of most significance in the audit of the consolidated financial statements of the current period and are therefore the key audit matters. We describe these matters in our auditors' report unless law or regulation precludes public disclosure about the matter or when, in extremely rare circumstances, we determine that a matter should not be communicated in our report because the adverse consequences of doing so would reasonably be expected to outweigh the public interest benefits of such communication.

Other Matters

We did not audit the Financial Statements of the jointly controlled entity. The unaudited Financial Statements of jointly controlled entity has been furnished to us by the Management of the venturer company. The Consolidated Financial Statements reflect investments carried at Rs. 443.13 lakhs in the Consolidated Balance Sheet as at 31 March 2023, and share of loss of joint venture at Rs. 1.87 lakhs on the Consolidated Profit & Loss, based on such unaudited Financial Statements of such joint venture as at 31 March, 2023, accounted for under the Equity method. Our opinion on the Consolidated Financial Statements, in so far as it relates to the amounts and disclosure included in respect of the jointly controlled entity, and our report in terms of section 143(3) and 143(11) of the Act, in so far as it relates to the aforesaid jointly controlled entity, is based solely on such unaudited Financial Statements.

Our opinion on the Consolidated Financial Statements and our report on other Legal And Regulatory Requirements below, is not modified in respect of the above matters with respect to our reliance on the unaudited Financial Statements provided by the Management of the jointly controlled entity.

508, Ashiana Towers, Exhibition Road, Patna – 800 001
Phone : 0612 – 2322595, 9835096764, email : lkkcoho@gmail.com
Offices at : Bangalore, Guwahati, Muzaffarpur, Surat & New Delhi

L.K.KEJRIWAL & CO.
CHARTERED ACCOUNTANTS

Report on Other Legal and Regulatory Requirements

As required by section 143(3) of the Act, based on our audit and on the consideration of the unaudited Financial Statements of the jointly controlled entity as noted in the 'Other Matters' paragraph above, we report, to the extent applicable, that:

a) We have sought and obtained all the information and explanations which to the best of our knowledge and belief were necessary for the purposes of our audit of the aforesaid Consolidated Financial Statements;

b) In our opinion, proper books of account as required by law relating to preparation of the aforesaid Consolidated Financial Statements have been kept by the Venturer Company so far as it appears from our examination of those books;

c) The Consolidated Balance Sheet, the Consolidated statement of Profit and Loss (including the other comprehensive income), the Consolidated statement of changes in equity and the Consolidated statement of cash flows dealt with by this report are in agreement with the relevant books of account maintained for the purpose of preparation of the Consolidated Financial Statements;

d) In our opinion, the aforesaid Consolidated Financial Statements comply with the Indian Accounting Standards specified under section 133 of the Act;

e) Being a Government Company, pursuant to the notification no. GSR 463(E) dtd. 5th June 2015 issued by the Ministry of Corporate Affairs, Government of India, provisions of sub sections (2) of section 164 of the Companies Act, 2013 are not applicable to the venturer company;

f) As per notification no. GSR 463 (E) dtd. 5th June 2015 issued by the Ministry of Corporate Affairs, Government of India, section 197 of the Act, as regards managerial remuneration, is not applicable to the Government Companies. Accordingly, reporting in accordance with requirement of provisions of section 197(16) of the Act is not applicable to the venturer company;

g) With respect to the adequacy of the Internal Financial Controls with reference to Consolidated Financial Statements of the Company and the operating effectiveness of such controls, refer to our separate report in 'Annexure A'; and

508, Ashiana Towers, Exhibition Road, Patna – 800 001
Phone : 0612 – 2322595, 9835096764, email : lkkcoho@gmail.com
Offices at : Bangalore, Guwahati, Muzaffarpur, Surat & New Delhi

L.K.KEJRIWAL & CO.
CHARTERED ACCOUNTANTS

h) With respect to the other matters to be included in the Auditors Report in accordance with Rule 11 of the Companies (Audit and Auditors) Rules, 2014, as amended, in our opinion and to the best of our information and according to the explanations given to us and based on the unaudited Financial Statements of the jointly controlled entity:

i) The Venturer Company has disclosed the impact of pending litigations on its financial position in its Consolidated Financial Statements – refer note no. 36 to the Consolidated Financial Statements;

ii) The Venturer Company has made provision, as required under the applicable Law or Indian Accounting Standards, for material foreseeable losses, if any, on long term contracts; and

iii) The Venturer Company has no case of transferring any amount to the Investor Education and Protection Fund as per the provisions of the Act.

iv) a) The management of the Venturer Company has represented that, to the best of its knowledge and belief, no funds have been advanced or loaned or invested (either from borrowed funds or share premium or any other sources or kind of funds) by the Venturer Company to or in any other persons or entities, including foreign entities ("Intermediaries"), with the understanding, whether recorded in writing or otherwise, that the Intermediary shall directly or indirectly lend or invest in other persons or entities identified in any manner whatsoever ("Ultimate Beneficiaries") by or on behalf of the Venturer Company or provide any guarantee, security or the like to or on behalf of the Ultimate Beneficiaries.

b) The management of the Venturer Company has represented, that, to the best of its knowledge and belief, no funds have been received by the Venturer Company from any persons or entities, including foreign entities ("Funding Parties"), with the understanding, whether recorded in writing or otherwise, that the Venturer Company shall directly or indirectly, lend or invest in other persons or entities identified in any manner whatsoever ("Ultimate Beneficiaries") by or on behalf of the Funding Party, or provide any guarantee, security or the like from or on behalf of the Ultimate Beneficiaries; and

c) Based on such audit procedure as considered reasonable and appropriate in the circumstances, nothing has come to our notice that has caused us to believe that the representations under sub clause (iv)(a) and (iv)(b) above contain any material mis-statement.

i) a) The final dividend for the previous year, declared and paid during the year by the Venturer Company is in accordance with Section 123 of the Act, as applicable.

b) The interim dividend declared by the Venturer Company during the year is in accordance with section 123 of the Act.

508, Ashiana Towers, Exhibition Road, Patna – 800 001
Phone : 0612 – 2322595, 9835096764, email : lkkcoho@gmail.com
Offices at : Bangalore, Guwahati, Muzaffarpur, Surat & New Delhi

L.K.KEJRIWAL & CO.
CHARTERED ACCOUNTANTS

j) Proviso to Rule 3(1) of the Companies (Accounts) Rules, 2014 for maintaining books of account using accounting software which has a feature of recording audit trail (edit log) facility is applicable to the Company with effect from April 1, 2023, and accordingly, reporting under Rule 11(g) of the Companies (Audit and Auditors) Rules, 2014 is not applicable for the financial year ended March 31, 2023.

k) The financial statements of the joint venture company included in the consolidated financial statements of the venturer company are unaudited, hence CARO report of the same is not available. In view of this, we are unable to comment on any qualification or adverse remarks in the CARO report of the joint venture company.

For **L.K.KEJRIWAL & CO.**
Chartered Accountants
Firm Registration No.: 001368C

[Rakesh Sanganeria]
Partner
Membership No. 073232
UDIN : 23073232BGPWJM4252

PLACE : CAMP - DELHI

DATE : 16.05.2023

508, Ashiana Towers, Exhibition Road, Patna – 800 001
Phone : 0612 – 2322595, 9835096764, email : lkkcoho@gmail.com
Offices at : Bangalore, Guwahati, Muzaffarpur, Surat & New Delhi

L.K.KEJRIWAL & CO.
CHARTERED ACCOUNTANTS

Annexure A to the Independent Auditors' Report

(Refered to in Paragraph 1(g) under 'Report on other Legal and Regulatory Requirements' section of our Report of even date on the Consolidated Financial Statements for the year ended 31 March 2023)

Report on the Internal Financial Controls under section 143(3)(i) of the Companies Act 2013, (the Act)

In conjunction with our audit of the Consolidated Financial Statements of the company as of and for the year ended 31 March, 2023, we have audited the internal financial controls of North Eastern Electric Power Corporation Limited ('the Venturer Company') and its jointly controlled entity which is a company incorporated in India, as of that date.

Management's Responsibility for Internal Financial Controls

The respective Board of Directors of the venturer company and its jointly controlled entity, which is a company incorporated in India, are responsible for establishing and maintaining internal financial controls based on the internal control over financial reporting criteria established by the respective companies considering the essential components of internal control stated in the Guidance Note on Audit of Internal Financial Controls Over Financial Reporting issued by the Institute of Chartered Accountants of India ('ICAI'). These responsibilities include the design, implementation and maintenance of adequate internal financial controls that were operating effectively for ensuring the orderly and efficient conduct of its business, including adherence to the respective Company's policies, the safeguarding of its assets, the prevention and detection of frauds and errors, the accuracy and completeness of the accounting records, and the timely preparation of reliable financial information, as required under the Companies Act, 2013.

Auditors' Responsibility

Our responsibility is to express an opinion on the Company's internal financial controls with reference to Consolidated Financial Statements based on our audit. We conducted our audit in accordance with the Guidance Note on Audit of Internal Financial Controls Over Financial Reporting (the "Guidance Note") and the Standards on Auditing, issued by ICAI and deemed to be prescribed under Section 143 (10) of the Companies Act, 2013, to the extent applicable to an audit of internal financial controls, both applicable to an audit of Internal Financial Controls and, both issued by ICAI. Those Standards and the Guidance Note require that we comply with ethical requirements and plan and perform the audit to obtain reasonable assurance about whether adequate internal financial controls with reference to Consolidated Financial Statements was established and maintained and if such controls operated effectively in all material respects.

508, Ashiana Towers, Exhibition Road, Patna – 800 001
Phone : 0612 – 2322595, 9835096764, email : lkkcoho@gmail.com
Offices at : Bangalore, Guwahati, Muzaffarpur, Surat & New Delhi

L.K.KEJRIWAL & CO.
CHARTERED ACCOUNTANTS

Our audit involves performing procedures to obtain audit evidence about the adequacy of the internal financial controls with reference to Consolidated Financial Statements and their operating effectiveness. Our audit of internal financial controls with reference to Consolidated Financial Statements included obtaining an understanding of internal financial controls with reference to Consolidated Financial Statements, assessing the risk that a material weakness exists, and testing and evaluating the design and operating effectiveness of internal control based on the assessed risk. The procedures selected depend on the auditor's judgement, including the assessment of the risks of material misstatement of the consolidated financial statements, whether due to fraud or error.

We believe that the audit evidence we have obtained is sufficient and appropriate to provide a basis for our audit opinion on the Venturer Company's internal financial controls with reference to Consolidated Financial Statements.

Meaning of Internal Financial Controls Over Financial Reporting

A company's internal financial control with reference to Consolidated Financial Statements is a process designed to provide reasonable assurance regarding their liability of financial reporting and the preparation of consolidated financial statements for external purposes in accordance with generally accepted accounting principles. A company's internal financial control with reference to Consolidated Financial Statements includes those policies and procedures that (1) pertain to the maintenance of records that, in reasonable detail, accurately and fairly reflect the transactions and dispositions of the assets of the Company ; (2) provide reasonable assurance that transactions are recorded as necessary to permit preparation of consolidated financial statements in accordance with generally accepted accounting principles, and that receipts and expenditures of the Company are being made only in accordance with authorizations of the Management and directors of the Company; and (3) provide reasonable assurance regarding prevention or timely detection of unauthorized acquisition, use, or disposition of the Company's assets that could have a material effect on the consolidated financial statements.

Inherent Limitations of Internal Financial Controls with reference to Consolidated Financial Statements

Because of the inherent limitations of internal financial controls with reference to Consolidated Financial Statements, including the possibility of collusion or improper management override of controls, material misstatements due to error or fraud may occur and not be detected. Also, projections of any evaluation of the internal financial controls with reference to Consolidated Financial Statements to future periods are subject to the risk that the internal financial control with reference to Consolidated Financial Statements may become inadequate because of changes in conditions, or that the degree of compliance with the policies or procedures may deteriorate.

508, Ashiana Towers, Exhibition Road, Patna – 800 001
Phone : 0612 – 2322595, 9835096764, email : lkkcoho@gmail.com
Offices at : Bangalore, Guwahati, Muzaffarpur, Surat & New Delhi

L.K.KEJRIWAL & CO.
CHARTERED ACCOUNTANTS

Opinion

In our opinion and to the best of our information and according to the explanations given to us, the Venturer Company has, in all material respects, an adequate internal financial controls with reference to the Consolidated Financial Statements in place and such internal financial controls with reference to the Consolidated Financial Statements were operating effectively as at 31st March 2023, based on the criteria for internal controls with reference to Consolidated Financial Statements established by the Venturer Company considering the components of internal controls stated in the Guidance Note on Audit of Internal Financial Controls over Financial Reporting issued by the ICAI.

Other Matters

Our aforesaid report under section 143(3)(i) of the Act on the adequacy and operative effectiveness of the Internal Financial Controls with reference to the Consolidated Financial Statements in so far as it relates to the jointly controlled entity which is a company incorporated in India, is based on the corresponding unaudited Financial Statements of such Company incorporated in India. Our opinion on the adequacy and operating effectiveness of internal financial controls with reference to the consolidated financial statements of the venturer company , as explained by the management , is not affected as the unaudited financial statements of the joint venture company is not material to the venturer company.

For **L.K.KEJRIWAL & CO.**
Chartered Accountants
Firm Registration No.: 001368C

[Rakesh Sanganeria]
Partner
Membership No. 073232
UDIN : 23073232BGPWJM4252

PLACE : CAMP - DELHI

DATE : 16.05.2023

508, Ashiana Towers, Exhibition Road, Patna – 800 001
Phone : 0612 – 2322595, 9835096764, email : lkkcoho@gmail.com
Offices at : Bangalore, Guwahati, Muzaffarpur, Surat & New Delhi

NORTH EASTERN ELECTRIC POWER CORPORATION LIMITED

CONSOLIDATED BALANCE SHEET AS AT 31ST MARCH 2023

(₹ in lakhs)

Sl No.	Particulars	Note No.	As at 31st March 2023	As at 31st March 2022
	ASSETS			
1	**Non-Current assets**			
	(a) Property, Plant and Equipment	2	12,42,505.49	12,91,027.95
	(b) Capital work -In- Progress	3	1,14,194.44	61,842.58
	(c) Intangible assets	4	8,664.64	9,181.06
	(d) Intangible assets under Development	4A	96.00	257.77
	(e) Financial Assets			
	(i) Investment in subsidiary and Joint Venture companies	5	443.13	445.00
	(ii) Loans	6	28.19	26.16
	(f) Deferred Tax Asset (Net)	7		
	(g) Other Non-current Assets	8	18,179.20	18,303.10
	Sub total - Non-Current Assets		**13,84,111.09**	**13,81,083.62**
2	**Current assets**			
	a) Inventories	9	12,516.05	15,099.24
	b) Financial Assets			
	(i) Trade receivables	10	94,429.78	48,776.49
	(ii) Cash and Cash equivalents	11	1,461.34	4,344.49
	(iii) Bank balances other than (ii) above	12	291.50	1,009.06
	(iv) Others	13	23,225.20	35,806.83
	c) Current Tax Assets (Net)	14	-	141.20
	d) Other Current Assets	15	3,894.05	3,141.71
	e) Asset Held for Sale	15	-	8.20
	Sub total - Current Assets		**1,35,817.92**	**1,08,327.22**
3	**Regulatory deferral accounts debit balances**	16	99,295.21	92,344.55
	Total Assets (1 + 2 + 3)		**16,19,224.22**	**15,81,755.39**

Sl No.	Particulars	Note No.	As at 31st March 2023	As at 31st March 2022
	EQUITY AND LIABILITIES			
4	**Equity**			
	(a) Equity Share Capital	17	3,60,981.04	3,60,981.04
	(b) Other Equity	18	2,97,952.44	2,95,293.83
	Sub total - Equity		**6,58,933.48**	**6,56,274.87**
	Liabilities			
5	**Non-Current Liabilities**			
	a) Financial Liabilities			
	(i) Borrowings	19	5,94,121.62	6,21,476.03
	(ii) Lease Liabilities	19A	478.64	438.19
	(iii) Trade payables			
	(a) Total outstanding dues of micro enterprises and small entreprises		-	-
	(b) Total outstanding dues of creditors other than micro entreprises and small enterprises		-	-
	b) Long Term Provisions	20	319.12	1,881.86
	c) Deferred tax liabilities (Net)	7	98,881.40	76,727.83
	d) Other Non-Current Liabilities	26	21,209.27	22,797.99
	Sub total Non-Current Liabilities		**7,15,010.05**	**7,23,321.90**
6	**Current liabilities**			
	a) Financial liabilities			
	(i) Borrowings	21	1,12,426.18	1,21,646.17
	(ii) Lease Liabilities	21A	607.67	573.64
	(iii) Trade Payables			
	(a) Total outstanding dues of micro enterprises and small entreprises	22	424.75	496.79
	(b) Total outstanding dues of creditors other than micro entreprises and small enterprises		18,715.71	21,660.19
	(iv) Other financial liabilities	23	62,496.34	17,100.26
	b) Other current liabilities	24	19,566.93	17,136.87
	c) Provisions	25	18,880.71	15,607.00
	d) Current Tax Liabilities (Net)	14	969.40	-
	e) Deferred Revenue	26A	11,193.00	7,937.70
	6. Total Current Liabilities		**2,45,280.69**	**2,02,158.62**
7	**Regulatory deferral accounts credit balances**	16		
	Total Equity and Liabilities (4+5+6+7)		**16,19,224.22**	**15,81,755.39**

Summary of significant accounting policies - Note no.1

The accompanying notes 1 to 51 form an integral part of these financial statements

In terms of our report of even Date
For L K Kejriwal & Co
Chartered Accountants
F.R.N.001368C

For and on behalf of the Board of Directors

Date: 16.05.2023
Place NEW DELHI

A. P. Rong
Company Secretary

B.Maharana
Director (Finance)-cum-CFO
DIN: 09263864

Rajeev Kumar Vishnoi
Chairman & Managing Director
DIN: 08534217

Rakesh Sanganeria
Partner
Membership No-073232

NORTH EASTERN ELECTRIC POWER CORPORATION LIMITED

CONSOLIDATED STATEMENT OF PROFIT AND LOSS FOR THE YEAR ENDED 31 MARCH 2023

(` In lakhs)

Sl No.	Particulars	Notes	For the Year ended 31st-Mar-2023	For the Year ended 31st-Mar-2022
1	**Income**			
	(a) Revenue from Operations	27	4,55,655.27	3,20,684.33
	(b) Other Income	28	1,408.23	9,512.34
	Total Income (a + b)		**4,57,063.50**	**3,30,196.67**
2	**Expenses**			
	(a) Fuel cost	29	1,47,687.42	63,488.96
	(b) Employee benefits expense	30	51,406.14	46,518.08
	(c) Finance costs	31	53,667.13	58,198.79
	(d) Depreciation and amortization expenses	32	83,550.16	80,781.94
	(e) Other expenses	33	52,902.05	45,824.08
	Total expenses (a+b+c+d+e)		**3,89,212.90**	**2,94,811.85**
3	**Profit / (loss) before exceptional items, Tax and Regulatory deferral accounts balances (1 - 2)**		**67,850.60**	**35,384.82**
4	Exceptional Items - (income)/expenses			
	Share of profit of joint venture		(1.87)	(0.99)
5	**Profit / (loss) before Tax and Regulatory deferral account balances (3 - 4)**		**67,848.73**	**35,383.83**
6	Tax Expense:			
	(a) Current tax			
	Current year		11,488.84	5,676.88
	Earlier years		-	-
	Total Current Tax		11,488.84	5,676.88
	(b) Deferred tax (Net of DTA)		22,153.57	14,818.85
	Total Tax Expense (a + b)		33,642.41	20,495.73
7	**Profit / (loss) before regulatory deferral account balances (5 - 6)**		**34,206.32**	**14,888.10**
8	Net movement in Regulatory deferral account balances (Net of tax)	37	5,482.47	6,340.59
9	**Profit / (loss) for the year (7 + 8)**		**39,688.79**	**21,228.69**
10	**Other comprehensive income/(expenses)**			
	(a) Items that will not be reclassified to profit or loss			
	(i) Remeasurements of the defined benefit plans		(642.51)	(1,582.77)
	(ii) Others - FV loss adjustment		0.08	0.08
			(642.43)	**(1,582.69)**
	(iii) Less: Income tax relating to items that will not be reclassified to profit or loss		(112.25)	(276.53)
	(b) Items that will be reclassified to profit or loss			
	(i) Income tax relating to items that will be reclassified to profit or loss			
	Total other comprehensive income (net of tax) = (a+ b)		**(530.18)**	**(1,306.16)**
11	**Total comprehensive income for the year (9 + 10)**		**39,158.61**	**19,922.53**
12	Earnings per equity share (Par value ₹ 10 each)	35		
	Basic & Diluted (₹) (including net movement in regulatory deferral account balances)		1.10	0.59
	Basic & Diluted (₹) (excluding net movement in regulatory deferral account balances)		0.95	0.41

Summary of significant accounting policies - Note no.1

The accompanying notes 1 to 51 form an integral part of these financial statements

Date: 16.05.2023
Place: NEW DELHI

For and on behalf of the Board of Directors

A. P. Rong
Company Secretary

B Maharana
Director (Finance)-cum-CFO
DIN: 09263864

Rajeev Kumar Vishnoi
Chairman & Managing Director
DIN: 08534217

In terms of our report of even Date
For L K Kejriwal & Co
Chartered Accountants
F.R.N.001368C

Rakesh Sanganeria
Partner
Membership No-073232

NORTH EASTERN ELECTRIC POWER CORPORATION LIMITED
CONSOLIDATED STATEMENT OF CASH FLOWS FOR THE YEAR ENDED 31ST MARCH 2023

₹ in lakhs

Particulars	For the year ended 31st March 2023		For the year ended 31st March 2022	
A. CASH FLOW FROM OPERATING ACTIVITIES				
Profit before tax		67,848.73		35,383.83
Add: Net Movements in Regulatory deferral account balances (Net of tax)	5,482.47		6,340.59	
Add: Tax on net Movements in Regulatory deferral account balances	1,468.19		1,619.88	
		6,950.66		7,960.47
Profit before tax including movements in regulatory deferral account balances		74,799.39		43,344.30
Adjustment for:				
Depreciation, amortisation and impairement expense	83,550.16		80,781.94	
Provisions/Write off	4,852.11		3,996.80	
Regulatory Deferral account credit balances				
Regulatory Deferral account debit balances	(6,950.66)		(7,960.47)	
Deferred Revenue	1,666.58		(1,597.96)	
Foreign exchange loss/(gain)	757.22		(233.40)	
Finance costs	52,909.91		58,432.19	
Interest/income from term deposits/bonds/ investments	(526.77)		(155.93)	
Provisions Written back	(7.77)		(67.92)	
Profit on de-recognision of property, plant and equipment	(2.93)		(0.07)	
Loss on de-recognision of property, plant and equipment	16.66		71.89	
Delayed Payment Surcharge	(545.68)		(4,148.80)	
		1,35,718.83		1,29,118.27
Operating profit before working capital changes		2,10,518.22		1,72,462.57
Adjustment for:				
Trade Receivables	(45,605.49)		31,947.90	
Inventories	2,583.19		(1,572.91)	
Trade payables, provisions, other financial liabilities and other liabilities	(12,793.77)		(8,838.38)	
Loans, other financial assets and other assets	14,257.87		(15,924.88)	
		(41,558.20)		5,611.73
Cash generated from operations		1,68,960.02		1,78,074.30
Income tax (paid)/refunded		(10,300.00)		(7,204.48)
Net cash from/(used in) operating activities - A		1,58,660.02		1,70,869.82
B. CASH FLOW FROM INVESTING ACTIVITIES				
Purchase of property, plant and equipments & intangible assets	(65,819.50)		(51,866.12)	
Disposal of property, plant and equipments & intangible assets	9.04		1,596.15	
Interest/income on term deposits/bonds/ Investment received	526.77		155.93	
Dividend Received	-		-	
Change in Bank balance other than cash and cash equivalents	717.56		(837.82)	
Delayed Payment Surcharge Received	497.88		336.17	
Net cash from/(used in) investing activities - B		(64,068.25)		(50,615.69)

C. CASH FLOW FROM FINANCING ACTIVITIES				
Proceeds from issue of equity instruments of the Company	-		-	
Proceeds from non-current borrowings	95,000.00		60,000.00	
Repayment of non-current borrowings	(1,32,663.26)		(96,387.42)	
Proceeds from current borrowings	(2,300.00)		(12,474.67)	
Payment of finance lease obligations	(728.69)		(715.78)	
Interest paid	(55,282.98)		(57,378.66)	
Dividend paid	(1,500.00)		(9,000.00)	
Tax on Dividend				
Net cash from/(used in) financing activities - C		**(97,474.93)**		**(1,15,956.53)**
Net increase/(decrease) in cash and cash equivalents (A+B+C)		**(2,883.16)**		**4,297.60**
Cash and cash equivalents at the beginning of the year (see Note 1 and 2 below)		4,344.49		46.89
Cash and cash equivalents at the end of the Year (see Note 1 and 2 below)*		1,461.33		4,344.49

* please refer note no. 11

Notes:

1 Cash and Cash equivalent consists of cheques, drafts, stamps in hand, balances with bank, and deposits with original maturity of upto three months.

2 Reconciliation of Cash and Cash Equivalents:
Cash and Cash equivalents as per note no. 11

3 Cash & Cash Equivalent consists of NIL amount against CSR Unspent for the year.

4 Reconciliation between the opening and closing balances in the balance sheet for liabilities arising from financing activities.

₹ in lakhs

For the year ended 31st March 2023

Particulars	Non-current borrowings**	Finance lease obligation	Current borrowings
Opening balance as at 1st April 2022	7,18,899.93	1,011.83	24,300.00
Cash Flows during the period	95,000.00	(728.69)	(2,300.00)
Principal repayment during the period	(1,32,663.26)		
Non-Cash Changes due to :			
Acquisition under finance lease		803.17	
Variations in exchange rate	3,289.07		
Transaction cost on borrowings	-		
Closing balance as at 31st March 2023	**6,84,525.74**	**1,086.31**	**22,000.00**

₹ in lakhs

For the year ended 31st March 2022

Particulars	Non-current borrowings**	Finance lease obligation	Current borrowings
Opening balance as at 1st April 2021	7,55,433.34	790.45	36,774.67
Cash Flows during the year	60,000.00	(715.78)	(12,474.67)
Principal repayment during the period	(96,387.42)		
Non-Cash Changes due to :			
Acquisition under finance lease		937.16	
Variations in exchange rate	(145.99)		
Transaction cost on borrowings	-		
Closing balance as at 31st March 2022	**7,18,899.93**	**1,011.83**	**24,300.00**

** Includes current maturity of long term borrowings

In terms of our report of even Date
For L K Kejriwal & Co
Chartered Accountants
F.R.N.001368C

For and on behalf of the Board of Directors

Date: 16.05.2023
Place: NEW DELHI

A. P. Rong
Company Secretary

B Maharana
Director (Finance)-cum-CFO
DIN: 09263864

Rajeev Kumar Vishnoi
Chairman & Managing Director
DIN: 08534217

Rakesh Sanganeria
Partner
Membership No-073232

NORTH EASTERN ELECTRIC POWER CORPORATION LIMITED

CONSOLIDATED Statement of Changes in Equity for the year 31th March 2023

(A) Equity Share Capital

For the year ended 31st March 2023

(₹ in lakhs)

Particulars	Amount
Balance as at 1st April 2022	3,60,981.04
Changes in equity share capital due to prior period errors	-
Restated balance at the beginning of the current reporting period	-
Changes in equity share capital during the year	-
Balance as at 31st March 2023	3,60,981.04

For the year ended 31st March 2022

(₹ in lakhs)

Particulars	Amount
Balance as at 1st April 2021	3,60,981.04
Changes in equity share capital due to prior period errors	-
Restated balance at the beginning of the current reporting period	-
Changes in equity share capital during the year	-
Balance as at 31st March 2022	3,60,981.04

(B) Other Equity

For the year ended 31st March 23

(₹ in lakhs)

Particulars	Reserve & Surplus			Total
	Bonds redemption reserve	General Reserve	Retained Earnings	
Balance as at 1st April 2022	65,054.17	1,97,691.68	32,547.98	2,95,293.83
Changes in other equity due to changes in accounting policies or prior period errors	-	-	-	-
Restated balance at the beginning of the current reporting period	-	-	-	-
Profit for the period	-	-	39,688.79	39,688.79
Other Comprehensive income	-	-	(530.18)	(530.18)
Total Comprehensive Income	-		39,158.61	39,158.61
Final Dividend paid for FY 2021-22			(1,500.00)	(1,500.00)
Tax on Final Dividend				-
Interim dividend for the FY 2022-23			(35,000.00)	(35,000.00)
Interim dividend paid for the FY 2022-23				-
Tax on Interim Dividend				-
Balance as at 31st March 2023	65,054.17	1,97,691.68	35,206.59	2,97,952.44

For the year ended 31st March 22

(₹ in lakhs)

Particulars	Reserve & Surplus			Total
	Bonds redemption reserve	General Reserve	Retained Earnings	
Balance as at 1st April 2021	65,054.17	1,97,691.68	21,625.45	2,84,371.30
Changes in other equity due to changes in accounting policies or prior period errors	-	-	-	-
Restated balance at the beginning of the current reporting period	-	-	-	-
Profit for the period	-	-	21,228.69	21,228.69
Other Comprehensive income	-	-	(1,306.16)	(1,306.16)
Total Comprehensive Income	-	-	19,922.53	19,922.53
Final Dividend paid for FY 2020-21		-	(1,500.00)	(1,500.00)
Tax on Final Dividend				-
Interim dividend paid for the FY 2021-22			(7,500.00)	(7,500.00)
Tax on Interim Dividend				
Balance as at 31st March 2022	65,054.17	1,97,691.68	32,547.98	2,95,293.83

For and on behalf of the Board of Directors

In terms of our report of even Date
For L K Kejriwal & Co
Chartered Accountants
F.R.N.001368C

Date: 16.05.2023
Place: NEW DELHI

A. P. Rong
Company Secretary

B Maharana
Director (Finance)-cum-CFO
DIN: 09263864

Rajeev Kumar Vishnoi
Chairman & Managing Director
DIN: 08534217

Rakesh Sanganeria
Partner
Membership No-073232

North Eastern Electric Power Corporation Limited

NOTE NO. 1: SIGNIFICANT ACCOUNTING POLICIES 2022-23

A. Corporate information

North Eastern Electric Power Corporation Limited ("NEEPCO Ltd." / "the Company") is a leading power utility, primarily operating in the North-Eastern Region of India. NEEPCO Ltd, a Central Public Sector Enterprise (CPSE), is a wholly owned Subsidiary of NTPC Ltd and it is conferred with the Schedule A-Miniratna Category-I CPSE status by the Government of India. The address of the Company's registered office is Brookland Compound, Lower New Colony, Laitumkhrah, Shillong 793003, Meghalaya. Authorised Capital of the Company is ₹ 5000 crore. The Company has its 12 (twelve) generating stations, which are under operation [except theree generating stations of Kopili HPS, namely, Kopili (4 X 50 MW) power station, Khangdong Stage I (2 X 25 MW) Power Station and Khangdong Stage II (1 X 25 MW) Power Station, which are under Repairing/Reconstruction Renovation and Modernisation] with 8 (eight) hydro, 3 (three) thermal and 1(one) solar power generating stations. Present installed capacity of the company is 2057 MW.

NEEPCO Ltd has its debt (Bond XI issue to XXIII issue) listed with Bombay Stock Exchange (BSE).

B. Basis of preparation

I. Statement of Compliance

The financial statements of the Company have been prepared in accordance with the relevant provisions of the Companies Act, 2013, Indian Accounting Standards (herein after referred to as "Ind-AS") as notified by the Ministry of Corporate Affairs pursuant to the section 133 of the Companies Act, 2013 read with Rule 3 of the Companies (Indian Accounting Standards) Rules 2015, Companies (Indian Accounting Standards) Amendment Rules 2016 and the provisions of the Electricity Act, 2003 to the extent applicable.

The Company has adopted all the applicable Ind ASs and such adoption was carried out in accordance with Accounting Principles generally accepted in India as prescribe in section 133 of the Act, read with Rule 7 of the Companies (Accounting) Rules 2014,

II. Basis of measurement

The financial statements have been prepared on historical cost basis, except

- Certain financial instruments that are measured at fair value;
- Assets held for sale – measured at fair value less cost to sell;
- Plan assets of defined employees benefit plans;

Historical cost is generally based on the fair value of the consideration given in exchange for goods and services.

Income and Expenses are accounted for on Mercantile Basis, except otherwise stated and disclosed accordingly.

III. Functional and presentation currency

These financial statements are presented in Indian Rupee (INR), which is the Company's functional currency. All financial information presented in INR has been rounded off to the nearest Lakh (upto two decimals) for the Company, except as stated otherwise.

IV. Current and Non-current classification

All assets and liabilities have been classified as current or non-current as per Company's operating cycle and other criteria set out in Schedule-III of the Companies Act 2013. Based on the nature of business, the Company has ascertained its operating cycle as 12 months for the purpose of Current or noncurrent classification of assets and liabilities.

Deferred tax assets and Deferred tax liabilities are classified as non-current .

V. Use of estimates and management judgments

The preparation of financial statements requires management to make judgments, estimates and assumptions in the application of accounting policies that affect the reported amounts of assets, liabilities, disclosure of contingent assets and liabilities at the date of financial statements and reported amount of income and expenses during the period. Actual results may differ from those estimates.

Continuous evaluation is done on the estimation and judgments based on historical experience and other factors, including expectations of future events that are believed to be reasonable. Revisions to accounting estimates are recognised in the financial statements prospectively and if material, their effects are disclosed in the notes to the financial statements.

Key sources of estimation uncertainty at the reporting date, which may cause a material adjustment to the carrying amounts of assets and liabilities for future years are provided in Note-D.

VI. Investment in Joint Venture

A joint venture is a joint arrangement whereby the parties that have joint control of the arrangement have rights to the net assets of the joint arrangement. Joint control is the contractually agreed sharing of control of an arrangement, which exists only when decisions about the relevant activities require unanimous consent of the parties sharing control.

The investment in joint venture is carried at cost, which comprises of price paid to acquire investment and directly attributable cost, less impairment, if any.

C. Summary of Significant Accounting Policies

Basis of Consolidation

A joint venture is a joint arrangement whereby the parties that have joint control of the arrangement have rights to the net assets of the joint arrangement. Joint control is the contractually agreed sharing of control of an arrangement, which exists only when decisions about the relevant activities require unanimous consent of the parties sharing control.

The results and assets and liabilities of joint ventures are incorporated in these consolidated financial statements using the equity method of accounting, except when the investment, or a portion thereof, is classified as held for sale, in which case it is accounted for in accordance with Ind AS 105.

Under the equity method, an investment in a joint venture is initially recognised in the consolidated balance sheet at cost and adjusted thereafter to recognise the Group's share of the profit and loss of the joint venture. When the Group's share of losses of a joint venture exceeds the Group's interest in that joint venture (which includes any long-term interests that, in substance, form part of the Group's net investment in the joint venture), the Group discontinues recognising its share of further losses. Additional losses are recognised only to the extent that the Group has incurred legal or constructive obligations or made payments on behalf of the joint venture.

An investment in a joint venture is accounted for using the equity method from the date on which the investee becomes a joint venture. On acquisition of the investment in a joint venture, any excess of the cost of the investment over the Group's share of the net fair value of the identifiable assets and liabilities of the investee is recognised as goodwill, which is included within the carrying amount of the investment. Any excess of the Group's share of the net fair value of the identifiable assets and liabilities over the cost of the investment, after reassessment, is recognised directly in equity as capital reserve in the period in which the investment is acquired.

If there is objective evidence of impairment as a result of one or more events that occurred after the initial recognition of the net investment in a joint venture (a 'loss event') and that loss event (or events) has an impact on the estimated future cash flows from the net investment that can be reliably estimated, then it is necessary to recognise impairment loss with respect to the Group's investment in a joint venture.

When necessary, the entire carrying amount of the investment (including goodwill) is tested for impairment in accordance with Ind AS 36 Impairment of Assets as a single asset by comparing its recoverable amount (higher of value in use and fair value less costs of disposal) with its carrying amount, Any impairment loss recognised forms part of the carrying amount of the investment. Any reversal of that impairment loss is recognised in accordance with Ind AS 36 to the extent that the recoverable amount of the investment subsequently increases.

1. Property, plant and equipment

1.1 An item of PPE is recognized as an asset if it is probable that future economic benefits associated with the item will flow to the Company and the cost of the item can be measured reliably.

1.2 Property, plant and equipment held for use in the production and transmission of power, or for administrative purposes, are stated in the balance sheet at cost, less accumulated depreciation/amortization and impairment loss, if any.

1.3 Auxiliaries which are not separately identifiable, but are common to more than one power generating unit are capitalised in the ratio of their respective installed capacity.

1.4 PPE are initially measured at cost of acquisition/construction including decommissioning or restoration cost, if any, wherever required. The cost includes expenditure that is directly attributable to the acquisition/construction of the asset. In cases where final settlement of bills with contractors is pending, but the asset is complete and ready for use, capitalization is done on provisional basis subject to necessary adjustments in the year of final settlement.

1.5 The expenditure incurred on start-up and commissioning of the project, including the expenditure incurred on trial/test runs and experimental production is capitalized as an indirect element of the construction cost. However, after commencement of commercial operation, the expenditure incurred is charged to Revenue expenditure, even if the contract stipulation provides for final taking over of the plant after successful commissioning of the plant.

1.6 Subsequent expenditure on major maintenance or repairs includes the cost of the replacement of parts of assets and major overhaul costs. Where an asset or part of an asset is replaced and it is probable that future economic benefits associated with the item will be available to the Company, the expenditure is capitalized and the carrying amount of the item replaced is derecognized. If it is not practicable to determine the carrying amount of the replaced part, the company uses the cost of the replacement as an indication of what the cost of replaced part was at the time it was acquired or constructed.Similarly, overhaul costs associated with major maintenance are capitalized.

1.7 Standby equipment and servicing equipment which meet the recognition criteria of Property, Plant and Equipment are capitalized.

1.8 Assets over which the Company has control, though created on land not belonging to the Company are included under Property, Plant and Equipment.

1.9 Payments made/ liabilities created provisionally towards compensation, rehabilitation and other expenses relatable to land in possession are treated as cost of land.

1.10 Spare parts procured along-with the Plant & Machinery as well as procured subsequently which meets the recognition criteria are capitalized. Other machinery spares are treated as "stores & spares" forming part of the inventory.

1.11 Cost of mobile handsets are recognised as revenue expenditure.

1.12 An item of property, plant and equipment is derecognized upon disposal or when no future economic benefits are expected to arise from the continued use of the asset. Any gain or loss arising on the disposal or retirement of an item of property, plant and equipment is determined as the difference between the sale proceeds and the carrying amount of the asset and is recognized in profit & loss or IEDC, as the case may be.

2. Capital work-in-progress

2.1 Expenditure incurred on assets under construction is carried at cost under Capital work in Progress. Such costs comprises purchase price of asset including all taxes/duties and other costs that are directly attributable to bringing the asset to the location and condition necessary for it to be capable of operating in the manner intended by management. Such properties are classified to the appropriate categories of property, plant and equipment when completed and ready for intended use.

2.2 Cost directly attributable to projects under construction include costs of employee benefits, expenditure in relation to survey and investigation activities of the projects, cost of site preparation, initial delivery and handling charges, installation and assembly costs, professional fees, expenditure on maintenance and up-gradation etc. of common public facilities, depreciation on assets used in construction of project, interest during construction and other costs including administrative and general overhead costs, if attributable to construction of projects. Such costs are accumulated under "Capital works in progress" and subsequently allocated on systematic basis over major immovable assets. For projects under construction, the project specific IEDC is allocated to its qualifying assets at the time of capitalisation on the basis of Cost Estimate/Completion Cost of the project.

2.3 Capital expenditure incurred to create facilities, over which the Company does not have control and creation of which is essential for construction of the project is carried on under :Capital works in progress" and subsequently allocated on systematic basis over major immovable assets, other than land and infrastructure facilities on commissioning of projects.

2.4 Expenditure against "Deposit works" is accounted for on the basis of statement of accounts received the concerned agency and acceptance by the Company.

2.5 Common expenditure of a project, which is partially in operation and partially under construction, is being apportioned on the basis of the installed capacity.

2.6 Share of Corporate office and Guwahati office expenditures relating to construction activities are allocated/apportioned to the projects under construction on the basis of accretion to CWIP.

2.7 In case of abandonment/suspension/discontinuation of project, the expenditure in relation to the same is expensed/charged off in the year of such decision.

3. Intangible Assets

3.1 An intangible asset is recognized if and only if it is probable that the expected future economic benefit that are attributable to the assets will flow to the Company and the cost of the asset can be measured reliably.

3.2 Intangible assets acquired separately are measured on initial recognition at cost. Such assets are capitalized when the assets are ready for its intended use. After initial recognition, intangible assets are carried at cost less accumulated amortization and impairment losses, if any.

3.3 Computer software (not being an integral part of the related hardware) acquired for internal use, is stated at cost of acquisition less accumulated amortization and impairment losses, if any.

3.4 Land taken for use from State Government (without transfer of title) and expenses on relief and rehabilitation as also on creation of alternate facilities for land evacuees or in lieu of existing facilities coming under submergence and where construction of such alternate facilities is a specific pre-condition for the acquisition of the land for the purpose of the project, are accounted for under "Land-Right to use."

3.5 Intangible assets not ready for its intended use as on the date of balance-sheet are disclosed as "Intangible assets under development".

4. Depreciation and amortization:

Depreciation is charged as per Electricity Act, 2003 on straight line method following the rates and methodology notified by the Central Electricity Regulatory Commission constituted under the Act except the followings:

i. IT equipment (Personal Computers and Laptops including Peripherals) are depreciated in a period of three years.

ii. Computer software is amortised on straight-line method over a period of legal right to use or 03 (three) years, whichever is less. The amortisation period and the amortisation method of intangible assets with a finite useful life is reviewed at each financial year and adjusted prospectively, whereever required.

iii. "Land-right to use" is fully amortized over the period of useful life of the project, from its "Date of commercial operation".

iv. Leasehold Lands are amortised over the period of lease or useful life of the project, whichever is lower, from its "Date of commercial operation". Leasehold Land, in case of administrative offices, are amortised over the lease period.

v. Where the cost of depreciable assets has undergone a change due to increase/decrease in long term liabilities on account of exchange fluctuation, price adjustment, settlement of arbitration/court cases, changes in duties and similar factors, the unamortized balances of such assets is depreciated prospectively over the residual life of such asset at the rate and methodology notified by the CERC regulations.

vi. Cost of major repairing and overhauls are depreciated over their useful lives where it is probable that future economic benefits will be available.

vii. Spares parts procured along with the Plant & Machinery or subsequently which are capitalized and added in the carrying amount of such item are depreciated over the residual useful life of the related plant and machinery at the rates and methodology notified by CERC.

viii. Assets/procured installed, whose individual cost is Rs. 5000/- or less but more than Rs. 750/- (hereinafter is called Assets of minor value) are depreciated during a period of 12 month leaving a nominal balance of Rs. 1/- only.

ix. Low value items, which are in the nature of the assets (excluding immovable assets) and value up to Rs. 750/- are not capitalized and charged off to revenue during the year.

x. Depreciation of an asset ceases at the earlier of the date that the asset is classified as held for sale(or included in a disposal group that is classified as asset held for sale) in accordance with Ind AS 105 and the date that the asset is de-recognised.

xi. Depreciation of Corporate/Administrative office assets and general assets of projects under construction are charged following the rates notified vide CERC tariff regulations.

5. Impairment of assets

5.1 At the end of each reporting period, the Company reviews the carrying amounts of its tangible assets to determine whether there is indication that those assets may suffer an impairment loss. If any such indication exists, the recoverable amount (i.e., higher of its fair value less cost to sell and the value-in-use) is determined on individual asset basis unless the asset does not generate cash flows that are largely independent of those from other assets. In such cases, the recoverable amount is determined for the cash generating unit (CGU) to which the asset belongs.

5.2 If the recoverable amount of an asset (or CGU) is estimated to be less than its carrying amount, the carrying amount of the asset (or CGU) is reduced to its recoverable amount and the difference between the carrying amount and recoverable amount is recognised as impairment loss in the statement of profit & loss.

5.3 Impairment losses recognised in prior periods are assessed at each reporting date for any indications that the loss has decreased or no longer exits. An impairment loss is reversed if there has been a change in the estimated recoverable amount. An impairment loss is reversed only to the extent that the asset's carrying amount does not exceed the carrying amount that would have been determined, net of depreciation or amortisation, if no impairment loss has been recognised.

6. Regulatory deferral accounts

6.1 Expenses/income recognized in the Statement of Profit & Loss to the extent recoverable from or payable to the beneficiaries is subsequent period as per CERC tariff Regulations are recognized as "Regulatory Deferral Account Balances".

6.2 Regulatory deferral account balances are adjusted from the year in which the same become recoverable from or payable to the beneficiaries.

6.3 Regulatory Deferral Account Balances are evaluated at each Balance Sheet Date to ensure that the underlying activities meet the recognition criteria and it is probable that future economic benefits associated with such balances will flow to the entity. If it is no longer probable that future economic benefit associated with such balances will flow to the Company, such balances are de-recognized.

6.4 Regulatory deferral Account Balances are tested for impairment at each Balance sheet date.

7. Foreign Currency Transaction

7.1 Items included in the financial statements are measured using the currency of the primary economic environment in which the Company operates.

7.2 In preparing the financial statements transactions in currencies other than the entity's functional currency are recognized at the rates of exchange prevailing at the dates of the transactions. At the end of each reporting period, monetary items denominated in foreign currencies are translated at the rates prevailing at that date.

7.3 Exchange differences on foreign currency borrowings relating to Asset under Constructions for future productive use are included in the cost of those assets when they are regarded as an adjustment to interest cost on those foreign currency borrowings as per the requirements of Ind AS 23.

7.4 Exchange differences on monetary items are recognized in the statement of profit and loss/IEDC, as the case may be, in the period in which they arise.

7.5 Monetary assets and liabilities denominated in foreign currencies are translated at the functional currency spot rates of exchange at the reporting date. Exchange differences arising out on settlement or translation of monetary items are recognized in the profit or loss in the year in which it arises with the exception that exchange differences on long term monetary items related to acquisition of property, plant and equipment recognized up to 31-03-2016 are adjusted to the carrying cost of property, plant and equipment.

7.6 In accordance with the CERC tariff regulations, every generating company shall recover the foreign exchange rate variation on year-to-year basis as income or expense in the period in which it arises, i.e., the Company can recover the foreign exchange rate variation on actual basis when foreign currency loan is repaid after commercial operation date (COD).

8. Provisions, Contingent Liabilities and Contingent Assets

8.1: A provision is recognized if, as a result of a past event, the Company has a present legal or constructive obligation that can be estimated reliably, and it is probable that an outflow of economic benefits will be required to settle the obligation. If the effect of the time value of money is material, provisions are determined by discounting the expected future cash flows at a pre-tax rate that reflects current market assessments of the time value of money and the risks specific to the liability. When discounting is used, the increase in the provision due to the passage of time is recognized as a finance cost.

8.2: The amount recognized as a provision is the best estimate of the consideration required to settle the present obligation at reporting date, taking into account the risks and uncertainties surrounding the obligation.

8.3: When some or all of the economic benefits required to settle a provision are expected to be recovered from a third party, the receivable is recognized as an asset if it is virtually certain that reimbursement will be received and the amount of the receivable can be measured reliably. The expense relating to a provision is presented in the statement of profit and loss net of reimbursement, if any.

8.4: Contingent liabilities are possible obligations that arise from past events and whose existence will only be confirmed by the occurrence or non-occurrence of one or more future events not wholly within the control of the Company. Where it is not probable that an outflow of economic benefits will be required, or the amount cannot be estimated reliably, the obligation is disclosed as a contingent liability, unless the probability of outflow of economic benefits is remote. Contingent liabilities are disclosed on the basis of judgment of the management/independent experts. These are reviewed at each balance sheet date and are adjusted to reflect the current management estimate.

8.5: Contingent assets are possible assets that arise from past events and whose existence will be confirmed only by the occurrence or non-occurrence of one or more uncertain future events not wholly within the control of the Company. Contingent assets are disclosed in the financial statements when inflow of economic benefits is probable on the basis of judgment of management. These are assessed continually to ensure that developments are appropriately reflected in the financial statements.

8.6: Present obligations arising under onerous contracts are recognised and measured as provisions. An onerous contract is considered to exist where the Company has a contract under which the unavoidable costs of meeting the obligations under the contract exceed the economic benefits expected to be received from the contract.

9. Leases

9.1 The determination of whether an arrangement is (or contains) a lease is based on the substance of the arrangement at the inception of the lease.

9.2 Leases are classified as finance leases whenever the terms of the lease transfers substantially all the risks and rewards incidental to the ownership of an asset to the lessee. Such finance leases are generally capitalised at the lease's inception at the fair value of the leased property which equals the transaction price. All other leases are classified as operating leases.

9.3 In compliance to MCA notification, the Company has adopted Ind AS 116 "Leases" with effect from 01.04.2019 and applied to all lease contracts existing on 1 April 2019 . Consequently, the Company recorded the lease liability at the present value of remaining lease payments discounted at the incremental borrowing rate applicable at the date of initial application and the right of use assets at its carrying amount, discounted at the Company's incremental borrowing rate at the date of initial application.

10. Inventories

10.1 Inventories mainly comprise of stores and spare parts to be used for operation and maintenance of Property, Plant and Equipment.

10.2 Inventories are valued at costs or net realizable value (NRV), whichever is lower. Cost includes cost of purchase, cost of conversion and other costs incurred in bringing the inventories to their present location and condition. Cost is determined using weighted average cost formula and NRV is the estimated selling price in the ordinary course of business less the estimated costs necessary to make the sale.

10.3 Value of scrap is adjusted in the account as & when sold/disposed-off and profit/loss, if any, is recognized in accounts in the year of sell/disposal.

11. Trade receivable

11.1 Trade receivables are amounts due from customers for goods sold or services performed in the ordinary course of business. If collection is expected to be made within a period of 12 months or less from the reporting date, they are classified as current assets otherwise as non-current assets. Trade receivables are measured at their transaction price.

11.2 As the entire sales are made to State Govt. utilities as well as power trading companies, the Company is not providing for allowance for expected credit loss.

11.3 Trade Receivable represents the Company's right to an amount of Consideration that is unconditional (i.e. only the passage of time is required before payment of the Consideration is due)

12. Financial Instruments

12.1 Financial assets and liabilities are recognized when the Company becomes a party to the contractual provisions of the instrument. Financial assets and liabilities are initially measured at fair value. Transaction cost that are directly attributable to the acquisition or issue of financial assets and financial liabilities (other than financial assets and financial liabilities at fair value through profit or loss) are added to or deducted from the fair value measured on initial recognition of financial asset or financial liabilities.

12.2 Other Financial Assets (Contract Assets)

Accounts Receivables is the right to consideration in exchange for goods or services, transferred to the Customer. If the Company performs by transferring the goods or services to a Customer before the Customer pays consideration or payment is due, Accounts Receivables (in the nature of Contract Asset) is recognised for the Earned Consideration that is conditional.

Financial assets comprises of investments in joint venture, advances to employees, trade receivables, cash and cash equivalents, claims recoverable, security deposits etc.

i. Cash or Cash Equivalents:

The Company considers all short term Bank deposits, which are readily convertible in to known amounts of cash that are subject to an insignificant risk of change in value and having original maturities of three months or less from the date of purchase, to be cash equivalents. Cash and cash equivalents consists of balances with banks which are unrestricted for withdrawal and usage in the balance sheet, bank overdrafts are shown within borrowings in current liabilities.

ii. Financial assets at amortized cost:

Financial assets which are initially measured at cost are subsequently measured at amortized costs if these financial assets are held within a business model whose objective is to hold these assets in order to collect contractual cash flows and the contractual terms of the financial assets give rise on specified dates to cash flows that are solely payments of principal and interest on the principal amount outstanding.

iii. Financial assets at Fair value through Other Comprehensive Income (OCI)

Financial assets are measured at fair value through other comprehensive income if these financial assets are held within a business model whose objective is achieved by both collecting contractual cash flows and selling financial assets and contractual term of the financial assets give rise on specified days to cash flows that are solely payment of principals and the interest on principal amount outstanding.

iv. Financial assets at Fair value through Profit or loss

Financial assets are measured at fair value through profit or loss unless it is measured at amortized cost or at fair value through other comprehensive item on initial recognition. The transaction cost directly attributable to the acquisition of financial assets and liabilities at fair value through profit or loss are immediately recognized in the statement of profit or loss.

v. Derecognition of financial assets

The Company derecognizes a financial asset only when the contractual rights to the cash flows from the asset expire, or when it transfers the financial asset and substantially all the risks and rewards of ownership of the asset to another entity.

vi. **Impairment of financial assets**

At each reporting date, the Company assess whether the credit risk on a financial instrument has increased significantly since initial recognition

If, at the reporting date, the credit risk on a financial instrument has not increased significantly since initial recognition, the Company measures the loss allowance for that financial instrument at an amount equal to 12-month expected credit losses. If, the credit risk on that financial instrument has increased significantly since initial recognition, the Company measures the loss allowance for a financial instrument at an amount equal to the lifetime expected credit losses.

The amount of expected credit losses (or reversal) that is required to adjust the loss allowance at the reporting date is recognized as an impairment gain or loss in the statement of profit and loss.

12.3 Financial liabilities

Financial liabilities of the Company are contractual obligation to deliver cash or another financial asset to another entity or to exchange financial assets or financial liabilities with another entity under conditions that are potentially unfavourable to the Company. The Company's financial liabilities includes loan & borrowings, trade and other payable etc.

(i) The financial liabilities are initially measured at fair value, net of transaction costs, and are subsequently measured at amortised cost, using the effective interest rate method.

ii. De-recognition of financial liability

The Company derecognizes financial liabilities when, and only when, the Company's obligations are discharged, cancelled or they expire.

13. Borrowing cost

13.1 Borrowing costs consist of interest and other costs that the Company incurs in connection with the borrowing of funds. Borrowing costs that are directly attributable to the acquisition, construction/development or erection of qualifying assets are capitalised to the cost of those assets, until such time substantially all the activities necessary to prepare the qualifying assets for their intended use are completed.

13.2 Investment income earned on the temporary investment of specific borrowings pending their expenditure on related qualifying assets is deducted from the borrowing costs eligible for capitalization.

13.3 All other borrowing costs are recognized in the statement of profit and loss in the period in which they are incurred. Borrowing cost includes exchange differences on foreign currency borrowings are adjusted to interest cost.

13.4 Prepayment charges on repayment of loan in full will be charged off to the IEDC / Profit & Loss account, as applicable, in the year of repayment itself.

14. Government grants

14.1 Government grants are recognized when there is reasonable assurance that the Company will comply with the conditions attaching to them and that the grants has actually been received.

14.2 The benefits of a government loan at a below market rate of interest is also treated as Government Grant. The loan is initially recognised and measured at fair value and the government grant is measured as the difference between the initially recognized amount of the loan and the fair value of the loan based on prevailing market interest rates.

14.3 Government grants are recognised in the statement of profit and loss on a systematic basis over the periods in which the Company recognises as expenses the related costs for which the grants are intended to compensate. Government grants whose primary condition is that the Company should purchase, construct or otherwise acquire non-current assets are recognized in the balance sheet by setting up the grant as deferred income.

14.4 Other government grants (grants related to income) are recognized as income over the periods necessary to match them with the costs for which they are intended to compensate, on a systematic basis. Grants related to income are presented under other income in the statement of profit and loss.

15. Employee Benefits

15.1 Employee benefits consist of provident fund, pension, gratuity, post-retirement medical benefit (PRMB), leave benefits and other terminal benefits.

15.2 Company's contribution paid/payable during the year to Employees Defined Contribution Superannuation Scheme for providing Pension benefit, Provident Fund and Gratuity are accounted for and paid to respective funds which are administered through separate trusts. The Company's liability is actuarially determined for Gratuity, Leave encashment and PMRB at the Balance Sheet date and any further accretion during the year for Gratuity is provided for and that for Leave encashment and PMRB are charged to IEDC or profit & loss, as the case may be.

15.3 When the benefit of a plan are improved, the portion of the increased benefit relating to past service by employees is recognized in profit or loss on a straight line basis over the average period until the benefits become vested. To the extent that the benefits vest immediately, the expenses is recognized immediately in statement of profit and loss.

15.4 Short term employee benefit obligations are measured on an undiscounted basis and are expensed as the related service is provided. A liability is recognized for the amount expected to be paid under performance related pay if the company has a present legal or constructive obligation to pay this amount as a result of past service provided by the employee and the obligation can be estimated reliably.

15.5 The expenses incurred on terminal benefits in the form of ex-gratia payments are charged to IEDC or profit & loss, as the case may be in the year of incurrence of such expenses.

16. Income Taxes

Tax expense represents the sum of current tax and deferred tax.

16.1 Current income tax

The tax currently payable is based on taxable profit for the year. Taxable profit differs from 'profit before tax' as reported in the statement of profit and loss because of items of income or expense that are taxable or deductible in other years and items that are never taxable or deductible. The current income tax charge is calculated by using tax rates that have been enacted or substantively enacted by the end of the reporting period.

16.2 Deferred tax

- Deferred tax assets and liabilities are measured at the tax rates that are expected to apply to the period when the asset is realized or the liability is settled, based on tax rates and tax laws that have been enacted or substantively enacted by the end of the reporting period. Tax relating to items recognized directly in other comprehensive income forms part of the statement of comprehensive income.

- Deferred tax is provided, using the balance sheet method, on all temporary differences at the reporting date between the tax bases of assets and liabilities and their carrying amounts for financial reporting purposes.
- The carrying amount of deferred tax assets is reviewed at each reporting date and reduced to the extent that it is no longer probable that sufficient taxable profits will be available to allow all or part of the asset to be recovered

Deferred Tax Assets include Minimum Alternate Tax (MAT) paid in accordance with the tax laws in India, which likely to give future economic benefits in the form of set off against future income tax liability. MAT is recognized as deferred tax asset in the balance sheet when the asset can be measured reliably and it is probable that the future economic benefit associated with the asset will be realized.

- Deferred tax assets and liabilities are offset when there is a legally enforceable right to set off current tax assets against current tax liabilities and when they relate to income taxes levied by the same taxation authority and the Company intends to settle its current tax assets and liabilities on a net basis.

17. Revenue

Revenue is recognized to the extent that it is probable that the economic benefits will flow to the Company and the revenue can be reliably measured, regardless of when the payment is being made. Revenue is measured at the fair value of the consideration received or receivable. Revenues are reduced for rebates and other similar allowances.

17.1 Revenue from Operations

a) Revenue from Sale of Power

i. Revenue is recognised on transfer of control over the products or services to a Customer, based on the consideration that is specified in a contract with a customer or is expected to be received in exchange for the products or services and excludes amounts collected on behalf of third parties.

ii. Sale of Power is accounted for based on tariff approved by the Central Electricity Regulatory Commission (CERC). In case of power stations where final tariff is yet to be approved by CERC, the sale of energy is provided for on the basis of provisional rate considering the Annual Fixed Cost submitted before the CERC through Tariff Petition as per the principles enunciated in the Central Electricity Regulatory Commission (Terms & Conditions of Tariff) Regulations 2019. For projects for which neither CERC approved tariff is available nor petition pending with the CERC, sale of energy is accounted for on the basis of tariff as agreed by the beneficiaries. Revenue from sale of power includes sales delivered to customers but not yet billed, commonly referred to as "Unbilled revenue".

iii. The incentives/disincentives are recognized based on norms notified by the Central Electricity Regulatory Commission.

iv. Deferred tax liabilities till March, 2009, whenever materializes and recoverable from the beneficiaries as per the CERC tariff regulations, are accounted for on year to year basis

v. Exchange difference on account of translation of foreign currency borrowings recognized upto 31st March 2016, to the extent recoverable from or payable to the beneficiaries in subsequent periods as per the CERC Tariff Regulatons are accounted as "Deferred foreign currency fluctuation asset" with corresponding credit to "Deferred income from foreign currency fluctuation". Deferred income from foreign currency fluctuation account is amortized in the proportion in which depreciation is charged on such exchange differences and same is adjusted against depreciation expense.

vi. Rebate allowed to beneficiaries for timely payments are netted off with the the revenue from operation on account of Sale of energy

b) Revenue from DSM, RRAS and NERLDC Fees

i. Revenue from DSM is recognised based on the weekly Accounts issued by the North Eastern Regional Power Committee (NERPC) which is governed by the Central Electricity Regulatory Commission (Deviation Settlement Mechanism) Regulations 2014 and amendments thereto.

ii. Revenue from RRAS is recognised based on the weekly Accounts issued by the North Eastern Regional Power Committee (NERPC) which is governed by the Central Electricity Regulatory Commission (Ancillary Services Operations) Regulations 2015 and amendments thereto.

iii. NERLDC Fees and charges are recognised as revenue as claimed on Beneficairies for reimbursement, governed by CERC (Terms & Conditions of Tariff) Regulations 2019 and amendments thereto.

17.2 Other Income

i. Dividend income from investments are recognized when the right to receive the dividend is established.

ii. Interest income from a financial asset is recognized when it is probable that the economic benefits will flow to the Company and the amount of income can be measured reliably. Interest income is accrued on time basis, by reference to the principal outstanding and at the effective interest rate applicable, which is the rate that exactly discounts estimated future cash receipts through the expected life of the financial asset to that asset's net carrying amount on initial recognition.

iii. Insurance claims for loss of profit are accounted for in the year of acceptance. Other insurance claims are accounted for based on certainty of realisation.

iv. Interest/Surcharge on late payment /overdue trade receivables for sale of energy is recognized when no significant uncertainty as to measurability or collectability exists.

18 Material prior period error

Material prior period errors are corrected retrospectively by restating the comparative amounts for the prior periods presented in which the error occurred. If the error occurred before the earliest period presented, the opening balances of assets, liabilities and equity for the earliest period presented, are restated.

19 Earnings Per Share

19.1 Basic earnings per share is computed by dividing the net profit for the period attributable to the equity shareholders of the Company by the weighted average number of equity shares outstanding during the period. The weighted average number of equity shares outstanding during the period and for all periods presented is adjusted for events, if any, other than the conversion of potential equity shares, if any that have changed the number of equity shares outstanding, without a corresponding change in resources.

19.2 For the purpose of calculating diluted earnings per share, the net profit for the period attributable to equity shareholders and the weighted average number of shares outstanding during the period is adjusted for the effects of all dilutive potential equity shares.

20 Miscellaneous

20.1 Each material class of similar items is presented separately in the financial statements. Items of a dissimilar nature or function are presented separately unless they are immaterial.

20.2 Liabilities for pending Capital works executed but not certified are not provided for , pending acceptance by the Company.

20.3 Physical verification of Fixed Assets and Inventories are undertaken by the management once in a year. The discrepancies noticed, if any, are accounted for in the year in which such differences are found.

Critical accounting judgements and key sources of estimation uncertainity

In the application of the Company's accounting policies, which are described in Note-B, the management of the Company is required to make judgements, estimates and assumptions about the carrying amounts of assets and liabilities that are not readily apparent from other sources. The estimates and associated assumptions are based on historical experience and other factors that are considered to be relevant. Actual results may differ from these estimates.

The estimates and underlying assumptions are reviewed on an ongoing basis. Revisions to accounting estimates are recognized in the period in which the estimate is revised.

Critical judgements in applying accounting policies:

The following are the critical judgements, apart from those involving estimations (see point ii below), that the management have made in the process of applying the Company's accounting policies and that have the most significant effect on the amounts recognized in the financial statements

i. Financial assets at amortized cost

The management has reviewed the Company's financial assets at amortized cost in the light of its business model and have confirmed the Company's positive intention and ability to hold these financial assets to collect contractual cash flows.

ii. Key sources of estimation uncertainty:

The following are the key assumptions concerning the future, and other key sources of estimation of uncertainty at the end of the reporting period that may have a significant risk of causing a material adjustment to the carrying amounts of assets and liabilities within the next financial year

a. Impairment of investments

The Company reviews its carrying value of investments carried at amortized cost annually, or more frequently when there is indication for impairment. If the recoverable amount is less than its carrying amount, the impairment loss is accounted for.

b. Provisions

Provisions (excluding retirement benefits, leave encashment and Gold Coin) are not discounted to its present value and are determined based on best estimate required to settle the obligation at the balance sheet date. These are reviewed at each balance sheet date adjusted to reflect the current best estimates.

c. Assets held for sale

Significant judgement is required to apply the accounting of non-current assets held for sale under Ind AS 105 - 'Non current assets held for sale and discontinued operations'. In assessing the applicability, management has exercised judgment to evaluate the availability of the asset for immediate sale, management's commitment for the sale and probability of sale within one year to conclude if their carrying amount will be recovered principally through a sale transaction rather than through continuing use.

d. Contingent liabilities

Contingent liabilities arising from past events, the existence of which would be confirmed only on occurrence or non-occurrence of one or more future uncertain events, not wholly within the control of the Company or contingent liabilities where there is a present obligations but it is not probable that economic benefits would be required to settle the obligations are disclosed in the financial statements unless the possibility of any outflow in settlement is remote

d. Fair value measurements and valuation processes:

For financial reporting purposes, fair value measurements are categorized into Level 1, 2 or 3 based on the degree to which the inputs to the fair value measurements are observable and the significance of the inputs to the fair value measurement in its entirety, which are described as follows:

- Level 1 inputs are quoted prices (unadjusted) in active markets for identical assets or liabilities that the Company can access at the measurement date;
- Level 2 inputs are inputs, other than quoted prices included within Level 1, that are observable for the asset or liability, either directly or indirectly; and
- Level 3 inputs are unobservable inputs for the asset or liability.

Note no. 2 :: Property, Plant and Equipment

(₹ in lakhs)

Particulars	As at 31st March, 2023	As at 31st March, 2022
Freehold Land	2,600.25	2,600.25
Right to Use (Leasehold Land)	5,402.99	5,620.60
Buildings - Freehold		
Main Plant	1,07,264.50	1,10,946.10
Others	18,283.24	16,925.81
Right to Use	184.20	172.93
Plant & Equipments	10,94,027.47	11,41,516.98
Furniture & Fixture	696.24	607.91
Vehicles		
Owned	280.43	289.80
Right to use	820.40	766.45
Office Equipment	2,398.39	2,383.14
Others :::		
Electrical Equipment	811.99	738.55
Road , Bridges, Culvert, Helipad	5,681.51	4,806.70
Tools & Plants	3,999.64	3,606.71
Misc . Equipment	54.24	46.02
Total	**12,42,505.49**	**12,91,027.95**

(₹ in lakhs)

As at 31st March 2023

Particulars	Land	Buildings	Plant & equipments	Furniture & Fixture	Vehicle	Office Equipment	Electrical equipments	Road, Bridges, Culvert, Helipad	Tools & Plants	Misc Equipment	Right to Use (Leasehold Land)	Total
Gross Block as at April 1, 2022	2,600.25	1,74,926.63	16,07,884.61	1,788.89	2,473.58	7,236.70	1,891.80	7,422.09	6,396.87	213.75	8,807.13	18,21,642.30
Additions	-	3,007.87	26,916.16	158.75	598.00	532.89	129.47	1,118.43	722.31	25.88	-	33,209.76
Disposals/Adjustment	-	(22.88)	886.15	(70.25)	(689.11)	(360.90)	(0.83)	(0.05)	(131.73)	(23.19)	-	(412.79)
Reclassified as held for sale												-
Adjustment for provision		(182.02)	(2,861.04)									(3,043.06)
Gross Block as at March'31, 2023	2,600.25	1,77,729.60	16,32,825.88	1,877.39	2,382.47	7,408.69	2,020.44	8,540.47	6,987.45	216.44	8,807.13	18,51,396.21
Impairment as at April 1, 2022												
Other re-classifications												
Impairment as at March'31, 2023												
Accumulated Depreciation as at April 1, 2022	-	46,739.91	4,64,111.10	1,180.98	1,417.33	4,853.56	1,153.25	2,615.39	2,790.16	167.73	3,186.53	5,28,215.94
Charge for the period	-	5,478.09	75,471.15	60.17	549.73	453.74	55.97	243.54	281.63	16.88	217.61	82,828.51
Disposals	-	(220.34)	(783.84)	(60.00)	(685.42)	(297.00)	(0.77)	0.03	(83.98)	(22.41)	-	(2,153.73)
Other re-classifications												
Accumulated depreciation as at March'31,2023	-	51,997.66	5,38,798.41	1,181.15	1,281.64	5,010.30	1,208.45	2,858.96	2,987.81	162.20	3,404.14	6,08,890.72
Total accumulated depreciation and impairment as at March'31, 2023	-	51,997.66	5,38,798.41	1,181.15	1,281.64	5,010.30	1,208.45	2,858.96	2,987.81	162.20	3,404.14	6,08,890.72
Net block as at March'31, 2023	**2,600.25**	**1,25,731.94**	**10,94,027.47**	**696.24**	**1,100.83**	**2,398.39**	**811.99**	**5,681.51**	**3,999.64**	**54.24**	**5,402.99**	**12,42,505.49**

(₹ in lakhs)

As at 31st March 2022

Particulars	Land	Buildings	Plant & equipments	Furniture & Fixture	Vehicle	Office Equipment	Electrical equipments	Road, Bridges, Culvert, Helipad	Tools & Plants	Misc Equipment	Right to Use (Leasehold Land)	Total
Gross Block as at April 1, 2021	2,600.25	1,71,668.80	15,95,877.01	1,775.63	2,216.93	6,978.75	1,749.56	6,526.16	7,627.69	192.17	8,807.13	18,06,020.08
Additions	-	3,659.73	19,151.20	68.82	698.44	554.92	164.90	969.20	212.13	20.35	-	25,499.69
Disposals/Adjustment	-	(401.90)	(7,143.60)	(55.56)	(441.79)	(296.97)	(22.66)	(73.27)	(1,442.95)	1.23	-	(9,877.47)
Reclassified as held for sale												-
Adjustment for provision		(141.88)	(2,256.53)									(2,398.41)
Gross Block as at March'31, 2022	**2,600.25**	**1,74,784.75**	**16,05,628.08**	**1,788.89**	**2,473.58**	**7,236.70**	**1,891.80**	**7,422.09**	**6,396.87**	**213.75**	**8,807.13**	**18,19,243.89**
Impairment as at April 1, 2021												
Other re-classifications												
Impairment as at March'31, 2022												
Accumulated Depreciation as at April 1, 2021	-	41,767.05	3,96,787.28	1,171.82	1,292.31	4,689.48	1,118.78	2,474.39	3,764.11	159.29	2,988.32	4,56,212.83
Charge for the period	-	5,319.80	73,193.52	58.93	558.64	406.13	51.74	191.50	256.84	6.68	198.21	80,241.99
Disposals	-	(346.94)	(5,869.70)	(49.77)	(433.62)	(242.05)	(17.27)	(50.50)	(1,230.79)	1.76	-	(8,238.88)
Other re-classifications												
Accumulated depreciation as at March'31, 202	-	46,739.91	4,64,111.10	1,180.98	1,417.33	4,853.56	1,153.25	2,615.39	2,790.16	167.73	3,186.53	5,28,215.94
Total accumulated depreciation and impairment as at March'31, 2022	-	46,739.91	4,64,111.10	1,180.98	1,417.33	4,853.56	1,153.25	2,615.39	2,790.16	167.73	3,186.53	5,28,215.94
Net block as at March'31, 2022	**2,600.25**	**1,28,044.84**	**11,41,516.98**	**607.91**	**1,056.25**	**2,383.14**	**738.55**	**4,806.70**	**3,606.71**	**46.02**	**5,620.60**	**12,91,027.95**

i. Property, plant and equipment (including Capital work-in-progress) has been tested for impairment where indicators of impairment existed. Based on the assessment, the Company do not recognise any impairment charge during the previous year and also during the year ended March 31, 2023.

ii. Present and future immovable properties of Construction and O&M projects are mortgaged for raising Secured, Redeemable Non-Convertible Bonds Fourteenth to Twenty second issue valuing ₹ 359000.00 lakhs having Charge ID with ROC are 100394348 for ₹ 50000.00 Lakhs, 100334035 for ₹ 15000.00 Lakhs, 100239598 for ₹ 30000.00 Lakhs, 100151868 for ₹ 50000.00 Lakhs, 10603635 for ₹ 90000.00 lakhs , 10555356 for ₹ 24000.00 lakhs, 10534076 for ₹ 100000.00 lakhs. Secured Medium & Long Term Loan amounting to ₹ 236600.00 lakhs. Foreign currency Loan received from KfW, Germany for construction of Pare Hydro Electric Project at Arunachal Pradesh is guranteed by Govt. of India.

iii. Land measuring 183.19 hectare acquired for Kopili Stage II valued ₹ 452.68 lakhs in under litigation due to the claim lodged by the 160 land owners with respect to enhancement of land compensation and the matter is pending before the Special Judge (Judicial), West Jaintia Hills, Meghalaya.

iv. Interest and finance charge, related to construction projects, amounting to ₹ 3093.82 lakhs (previous year ₹ 287.27 lakhs) has been transferred to IEDC (Ref. Note No-34 B). The foreign exchange borrowings are un-hedged.

v. The capacity charges of the transmission assets (including interest) amounting to ₹ 2485.44 lakhs & ₹ 12442.72 lakhs billed by the transmission agency during the current financial year & previous financial year respectively totalling ₹ 14928.16 lakhs pursuant to orders of CERC dated 7th October 2022 & 31st August 2021 respectively, for the period from 30th March 2018 upto the commercial operation dates of different units during the year 2020-21, relating to one of the hydro power projects of the Company is included in "Property , Plant & equipments", as the same is directly attributable to bringing the assets to its present location & condition as intended by the Management as per provision of Ind AS 16 read with Regulation 19 of the CERC (Terms & Conditions of Tariff) Regulation, 2019.

vi. Exchange differences in respect of generating stations under operation are adjusted with Property, plant and equipment and borrowing costs are included in the cost of major heads of CWIP and property, plant and equipment through 'Addition' or 'Deductions/Adjustments' column as below:

~ 1534 ~

North Eastern Electric Power Corporation Limited Shillong

(₹ in lakhs)

Particulars	For the year ended 31st March 2023		For the year ended 31st March 2022	
	Exchange Difference included in PPE/CWIP	Borrowing costs included in PPE/CWIP	Exchange Difference included in PPE/CWIP	Borrowing costs included in PPE/CWIP
Main Plant Building	322.36	-	49.02	-
Hydraulic works, reservoir , dam, tunnel	973.86	-	(306.11)	-
Plant & Equipment	1,235.64	-	344.50	-
Others including pending allocation	-	3,093.82	-	287.27
Total	2,531.86	3,093.82	87.41	287.27

vii. The net carrying amount of plant and machinery comprises of:

₹ In lakhs

Particulars	As at 31st March 2023	As at 31st March 2022
Assets held under Finance Leases		
Cost	-	-
Accumulated depreciation and impairment losses	-	-
Net carrying amount	-	-
Owned assets	12,41,500.89	12,90,088.57
Net carrying amount	12,41,500.89	12,90,088.57

The net carrying amount of PPE (Owned assets) above does not include Assets under "Right to use (Building and vehicles)" recognized in books as per Ind AS 116 amounting to ₹ 1004.60 lakh (previous year ₹ 939.38 lakh).

viii. Deduction/adjustments from gross block and Depreciation for the year includes

₹ In lakhs

Particulars	Gross Block for the year ended		Depreciation for the year ended	
	31st March 2023	31st March 2022	31st March 2023	31st March 2022
Disposal of assets	(577.07)	(831.25)	(379.71)	(748.10)
Retirement of assets	(685.82)	(8617.99)	(513.36)	(7051.95)
Cost adjustments due to exchange difference	2531.86	87.41	-	-
Assets capitalised with retrospective effect/ Write back of excess capitalisation	(645.09)	(73.73)	(375.07)	(5.26)
Others	(1036.67)	(441.91)	(885.59)	(433.57)
Total	(412.79)	(9877.47)	(2153.73)	(8238.88)

Note no. 3 Details of CWIP

(₹ in lakhs)

Particulars	As at 1st April 2022	Additions during the year	Adjustments during the year	Capitalised during the year	As at 31st March 2023	As at 31st March 2022
Building	555.39	889.73	(140.50)	879.93	424.69	555.39
Roads,Bridges,Culverts & Helipads	144.06	688.81	-	831.88	0.99	144.06
Electrical Installation	33.76	148.37	-	104.60	77.53	33.76
Water Supply,Sewerage & Drainage	330.80	276.84	(20.04)	401.63	185.97	330.80
Hydraulic works incldg Dams,Dykes etc.	28,780.71	14,262.79	(21.39)	6,677.14	36,344.97	28,780.71
Other Civil works	-	115.25	-	36.02	79.23	-
Power house	141.83	287.78	(5.12)	30.84	393.65	141.83
Switch Yard including cable connection	745.48	2,054.01	-	34.95	2,764.54	745.48
Environment & Ecology	-	-	-	-	-	0.00
Transmission Lines	-	-	-	-	-	-
Transformer having a rating of 100KV	1,183.64	2,622.21	(2.89)	-	3,802.96	1,183.64
Survey & Investigation	1,755.50	227.84	(138.76)	15.80	1,828.78	1,755.50
Communication equipment	15.09	1.74	-	16.83	-	15.09
Plant & Machinery in Generating station	11,120.50	24,239.53	-	1,353.44	34,006.59	11,120.50
Gas Booster Station	3,871.63	4,493.37	-	3,633.03	4,731.97	3,871.63
EDP & WP Machine	-	-	-	-	-	-
Incidental Expenditure during Construction	15,141.59	12,284.27	6.25	-	27,432.11	15,141.59
	63,819.98	**62,592.54**	**(322.45)**	**14,016.09**	**1,12,073.98**	**63,819.98**
Less : Provision for write off	1,990.91	-	(281.41)		1,709.50	1,990.91
Construction Store (net of provisions)	13.51	-	3,816.45	-	3,829.96	13.51
TOTAL	**61,842.58**	**62,592.54**	**3,775.41**	**14,016.09**	**1,14,194.44**	**61,842.58**

a. CWIP Aging Schedule

(₹ in lakhs)

CWIP	As at 31st March 2023				
	Amount in CWIP for a period of				Total
	Less than 1 year	1-2 Years	2-3 years	More than 3 years	
Projects in progress	63,078.32	40,056.01	7,964.75	3,095.37	1,14,194.45
Projects temporarily suspended	NIL	NIL	NIL	NIL	

b. CWIP Aging Schedule

CWIP	As at 31st March 2022				
	Amount in CWIP for a period of				Total
	Less than 1 year	1-2 Years	2-3 years	More than 3 years	
Projects in progress	46611.48	11973.42	164.48	3093.2	61,842.58
Projects temporarily suspended	NIL	NIL	NIL	NIL	

c. CWIP Completion Schedule - Whose completion is overdue or has exceeded its cost compared to its original plan

CWIP	As at 31st March 2023			
	To be completed in			
	Less than 1 year	1-2 years	2-3 years	More than 3 years
Projects in progress/Assets: *				
Assam GBPS	NIL	NIL	NIL	NIL
Tuirial HPS	NIL	NIL	NIL	NIL
Projects temporarily suspended	NIL	NIL	NIL	NIL

d. CWIP Completion Schedule - Whose completion is overdue or has exceeded its cost compared to its original plan

CWIP	As at 31st March 2022			
	To be completed in			
	Less than 1 year	1-2 years	2-3 years	More than 3 years
Projects in progress/Assets: *				
Assam GBPS	1412.39	2521.53		
Tuirial HPS	73.85	11.38		
Projects temporarily suspended	NIL	NIL	NIL	NIL

* Assets under capital works in progress for power plants in commercial operation

Eastern Electric Power Corporation Shillong

Provision for write off *(₹ In lakhs)*

Particulars	As at 31st March 2023	As at 31st March 2022
Building (Head quarter)	0.27	0.27
Building (Tuirial HEP)	-	137.90
Water Supply,Sewerage & Drainage (Tuirial HEP)	-	20.04
Environment & Echology (Tipaimukh HEP)	-	-
Survey & Investigation		
Tipaimukh HEP	-	-
Siang HEP	246.45	246.45
Salim HEP	-	4.48
Tuivai HEP	-	-
Garo Hills Thermal Project	90.47	90.47
Margerita HEP	-	5.45
Rokhia & Baramura GT Power Plant	-	28.70
Gumti HEP	-	58.55
WK hills HEP	-	4.95
Leh & Kargil HEP	44.94	44.94
KHEP	17.33	17.33
Kiling HEP	69.67	69.67
Bandu HEP	-	-
Rangit HEP	-	21.34
Solar Power		
Incidental Expenditure during Construction		
Tipaimukh HEP	-	-
Bichom Basin	253.52	253.52
Kiling HEP	524.93	524.93
Siang HEP	461.92	461.92
Total	**1,709.50**	**1,990.91**

Note no. 4 Intangible Assets

(₹ in lakhs)

Particulars	As at 31st March, 2023	As at 31st March, 2022
Carrying amounts of :		
Software	951.87	1,259.95
Right to use (Forest Land)	7,712.77	7,921.11
Total	**8,664.64**	**9,181.06**

As at 31st March 2023 (₹ in lakhs)

Particulars	Software	Right to use (Forest Land)	Total
Gross Block as at April 1, 2022	2,132.79	8,386.87	10,519.66
Additions	326.88	-	326.88
Adjustment for the period	(41.07)	-	(41.07)
Gross Block as at March 31, 2023	**2,418.60**	**8,386.87**	**10,805.47**
Accumulated Impairment as at April 1, 2022			
Charge for the period			
Accumulated Impairment as at March 31, 2023			
Accumulated amortisation as at April 1, 2022	872.84	465.76	1,338.60
Charge for the period	636.95	208.34	845.29
Adjustment for the period	(43.06)	-	(43.06)
Accumulated amortisation as at March 31, 2023	**1,466.73**	**674.10**	**2,140.83**
Total accumulated amortisation and impairment as at March 31, 2023	**1,466.73**	**674.10**	**2,140.83**
Net block as at March 31, 2023	**951.87**	**7,712.77**	**8,664.64**

As at 31st March 2022 (₹ In lakhs)

Particulars	Software	Right to use (Forest Land)	Total
Gross Block as at April 1, 2021	1,226.52	8,386.87	9,613.39
Additions	905.42	-	905.42
Adjustment for the period	0.85	-	0.85
Gross Block as at March 31, 2022	**2,132.79**	**8,386.87**	**10,519.66**
Accumulated Impairment as at April 1, 2021			
Charge for the period			
Accumulated Impairment as at March 31, 2022			
Accumulated amortisation as at April 1, 2021	514.04	256.96	771.00
Charge for the period	357.95	208.80	566.75
Adjustment for the period	0.85	-	0.85
Accumulated amortisation as at March 31, 2022	**872.84**	**465.76**	**1,338.60**
Total accumulated amortisation and impairment as at March 31, 2022	**872.84**	**465.76**	**1,338.60**
Net block as at March 31, 2022	**1,259.95**	**7,921.11**	**9,181.06**

i) Compensation paid for forest land in possession/use (5967.24 Hectres) for setting up of projects (Kameng Hydro Electric Project, Pare Hydro Electric Project and Tuirial Hydro Electric Project) are treated as " Right to use".

ii) Expenses incurred on maintenance of software system payable annually are charged to revenue.

Eastern Electric Power Corporation Shillong

Note no. 4A **Intangible Assets Under Development**

(₹ In lakhs)

Particulars	As at 1st April 2022	Additions during the year	Adjustments during the year	Capitalised during the year	As at 31st March 2023	As at 31st March 2022
Upfront Premium including	10,096.00	-		-	10,096.00	10,096.00
Software	161.77	148.59	(52.11)	258.25	-	161.77
	10,257.77	**148.59**	**(52.11)**	**258.25**	**10,096.00**	**10,257.77**
Less : Provision for write off	10,000.00				10,000.00	10,000.00
Total	**257.77**	**148.59**	**(52.11)**	**258.25**	**96.00**	**257.77**

a. Intangible assets under development Aging Schedule

(₹ in lakhs)

Intangible assets under development	As at 31st March 2023				
	Amount in Intangible assets under development for a period of				**Total**
	Less than 1 year	1-2 Years	2-3 years	More than 3 years	
Projects in progress	13.50			82.50	96.00
Projects temporarily suspend	Nil	NIL	NIL	NIL	

b. Intangible assets under development Aging Schedule

(₹ in lakhs)

Intangible assets under development	As at 31st March 2022				
	Amount in Intangible assets under development for a period of				**Total**
	Less than 1 year	1-2 Years	2-3 years	More than 3 years	
Projects in progress	175.27		-	82.50	257.77
Projects temporarily suspend	Nil	NIL	NIL	NIL	

c. Intangible assets under development completion schedule - Whose completion is overdue or has exceeded its cost compared to its original plan

Intangible assets under development	As at 31st March 2023			
	To be completed in			
	Less than 1 year	1-2 Years	2-3 years	More than 3 years
Projects in progress/Assets*	NIL	NIL	NIL	NIL
Projects temporarily	Nil	NIL	NIL	NIL

* ERP under implementation in NEEPCO

d. Intangible assets under development completion schedule - Whose completion is overdue or has exceeded its cost compared to its original plan

Intangible assets under development	As at 31st March 2022				
	To be completed in				
	Less than 1 year	1-2 Years	2-3 years	More than 3 years	
Projects in progress	161.77	NIL	NIL	NIL	NIL
Projects temporarily	Nil	NIL	NIL	NIL	NIL

Note no. 5 Investment in subsidiary and Joint Venture companies

(₹ in lakhs)

Particular	As at 31st March' 2023		As at 31st March' 2022	
	Quantity	Amount	Quantity	Amount
Quoted Investments				
TOTAL AGGREGATE QUOTED INVESTMENTS (A)				
Unquoted Investments (all fully paid)				
Investments in Equity Instruments				
- of joint ventures - jointly controlled entities				
- KSK Dibbin Hydro Power (Equity Share Fully Paid up)	27930000	3,236.13	27930000	3238.00
TOTAL AGGREGATE UNQUOTED INVESTMENTS (B)	**27930000**	**3,236.13**	**27930000**	**3,238.00**
Other Investment				
TOTAL other investment (C)				
TOTAL INVESTMENTS (A) + (B)+ (C)	**27930000**	**3,236.13**	**27930000**	**3,238.00**
Less : Aggregate amount of impairment in value of investments		2,793.00		2,793.00
- of joint ventures - jointly controlled entities				
TOTAL IMPAIRMENT VALUE (D)				
TOTAL INVESTMENTS CARRYING VALUE (A) + (B) + (C) - (D)	**27930000**	**443.13**	**27930000.00**	**445.00**

INVESTMENT IN JOINT VENTURES

(i) The carrying amount and market value of unquoted investments is as follows: *(₹ in lakhs)*

Name of the Companies	Proportion of Ownership interest as at	
	31.03.2023	31.03.2022
KSK Dibbin Hydro Power	30%	30%

Particular	As At 31st March' 2023	As at 31st March,2022
(a) Unquoted		
Aggregate carrying amount of unquoted investments	443.13	445.00
Total carrying amount	**443.13**	**445.00**

(i) The cost of unquoted Investments approximate the fair value because there is a wide range possible fair value measurements and the cost represents estimate of fair value within that range.

(ii) Investment in KSK Dibbin Hydro Power:- Joint venture between KSK Energy Ventures and NEEPCO Ltd for setting up of a hydro power plant at Arunachal Pradesh.

NEEPCO is under the process of exploring various scopes & opportunities for ensuring viability of M/s KSK Dibbin hydro Power Pvt Ltd, the Joint Venture Company, including engagement of legal expert to protect the Corporation's (NEEPCO's) interest for the investment made. However, considering commercial non viability of the project in its present form as observed by inter-diciplinary committee of the Company, provision of equivalent amount has been made for the said investment.

North Eastern Electric Power Corporation Limited Shillong

Note no. 6 Loans

(₹ in lakhs)

Particulars	As at 31st March 2023	As at 31st March 2022
Loans and Advances to employees		
- Secured, considered good	-	-
- Unsecured, considered good	28.19	26.16
- Which have significant increase in credit risk	-	-
- Credit impaired		
Less : Allowance for bad and doubtful advances	-	-
TOTAL	**28.19**	**26.16**

(i) Loan & Advances to employees includes Interest bearing Computer Advance and interest free Furniture Advance and Multipurpose Advance. Computer advance & Furniture advance are recovered from employees in 60 equal instalments whereas Multipurpose Advance is recovered in 12 installment.

(ii) There is no outstanding debts due from Directors and other related parties of the Company as on 31.03.2023 (Previous year NIL).

(iii) The above loans and advances have been given as per the norms of the Corporation on recoverable basis.

Note no.- 7 Deferred tax balances

(₹ in lakhs)

Particulars	As at 31st March 2023	As at 31st March 2022
Deferred Tax Liability		
Difference in Book depreciation & Tax Depreciation	1,51,326.48	1,34,249.94
Less: Deferred Tax Asset		
Unabsorbed depreciation	35,550.49	42,540.99
Provisions	10,278.85	8,963.85
Statutory dues	-	365.37
Leave encashment	5,728.29	4,841.55
Others*	980.90	904.38
Deferred tax of JV company	93.45	94.03
Net Defer Tax (Asset)/ Liability	98,881.40	76,727.83

Deferred Tax as on 31.03.2023

(₹ in lakhs)

Deferred Tax Reconciliation	As at 31st March 2023	As at 31st March 2022	Effect in PL
Defered Tax Liability as per Ind AS	(1,51,326.48)	(1,34,249.94)	17,076.54
Defered Tax Asset as per Ind AS	52,445.08	57,522.11	5,077.03
Net Defered Tax Liability	(98,881.40)	(76,727.83)	22,153.57
Net (Liability)/Asset as per Ind AS	(98,881.40)	(76,727.83)	22,153.57
Effect in PL			22,153.57

Deferred Tax as on 31.03.2022

(₹ in lakhs)

Deferred Tax Reconciliation	As at 31st March 2022	As at 31st March 2021	Effect in PL
Defered Tax Liability as per Ind AS	(1,34,249.94)	(1,08,464.60)	25,785.34
Defered Tax Asset as per Ind AS	57,522.11	46,555.62	(10,966.49)
Net Defered Tax Liability	(76,727.83)	(61,908.98)	14,818.85
Net (Liability)/Asset as per Ind AS	(76,727.83)	(61,908.98)	14,818.85
Effect in PL			14,818.85

(i) NEEPCO is in the business of generation and sale of electricity. Electricity generated by various power plants of the Company are sold to various beneficiaries under long-term power purchase agreements. Tariffs for the generating stations are determined by the Central Electricity Regulatory Commission (CERC) in compliances to the CERC Tariff Regulations issued time to time on "Cost plus basis". Considering the CERC determined tariff for billing on NEEPCO's beneficiaries, as well as prevailing power market in India and Plant performances of the generating stations, it is expected that sufficient taxable profit will be available to the Company in future years.

In compliance to the Ind AS 12 - Income Taxes, the Company has recognised Deferred Tax Asset (DTA) amounting to ₹ 42,540.99 lakhs upto the year ended 31.03.2022 in respect of "Unabsorbed depreciation" with convincing evidence that sufficient future taxable income will be available against which such DTA can be realized. On adjustment amounting to ₹ 6990.50 lakh during the FY 2022-23, DTA in respect of "Unabsobed depreciation" as on 31.03.2023 stands at ₹ 35550.49 lakh.

(ii) MAT credit available for the Company as on 31.03.2023 amounts to ₹ 24702.68 lakhs (Previous year ₹ 11745.65 lakhs), being the amount as per computation of tax credit under Sec 115 JAA.

(iii) * Others includes deferred tax assets created on provision for Post Retirement Medical Benefit (PRMB) & award of Gold Coin to superannuated employees.

(iv) Refer note no 48 for detailed disclosure.

Movement in deferred tax balances

As at 31st March 2023

(₹ in lakhs)

Particulars	As at 1st April 2022	Recognised in statement of profit and loss	Recognised in OCI	Others	As at 31st March 2023
Deferred tax liability					
Difference in book depreciation and tax depreciation	1,34,249.94	17,076.54			1,51,326.48
Less: Deferred tax assets	-				
Unabsorbed depreciation	42,540.99	(6,990.50)			35,550.49
Provisions	8,963.85	1,315.00			10,278.85
Statutory dues	365.37	(365.37)			-
Leave encashment	4,841.55	886.74			5,728.29
Others	904.38	76.52			980.90
Deferred tax of JV company	94.03	(0.58)			93.45
Net tax (assets) / liabilities	76,727.83	22,153.57	-	-	98,881.40

As at 31st March 2022

(₹ in lakhs)

Particulars	As at 1st April 2021	Recognised in statement of profit and loss	Recognised in OCI	Others	As at 31st March 2022
Deferred tax liability					
Difference in book depreciation and tax depreciation	1,08,464.60	25,785.34	-	-	1,34,249.94
Less: Deferred tax assets	-			-	
Unabsorbed depreciation	30,546.32	11,994.67	-	-	42,540.99
Provisions	9,781.56	(817.71)	-	-	8,963.85
Statutory dues	1,163.83	(798.46)	-	-	365.37
Leave encashment	5,158.25	(316.70)	-	-	4,841.55
Others	-	904.38			904.38
Deferred tax of JV company	94.33	(0.30)			94.03
Net tax (assets) / liabilities	61,908.97	14,818.86	-	-	76,727.83

North Eastern Electric Power Corporation Limited Shillong

Note no. -8 Other non-current assets

(₹ in lakhs)

Particulars	As at 31st March 2023	As at 31st March 2022
Capital Advances		
Secured :	-	-
Un-Secured :		
Covered By Bank Guarantee	12,527.67	12,284.78
Others	2,255.53	2,635.90
Considered Doubtful	255.22	39.64
Less: Allowances for bad & doubtful advances	255.22	39.64
	14,783.20	14,920.68
Deferred Foreign Currency Fluctuation Assets	-	-
Interest Accrued on Advances	1,052.54	1,103.89
Advance tax refundable	2,343.46	2,278.53
Total	**18,179.20**	**18,303.10**

(i) Capital advances comprises of Mobilisation Advance and advance against arbitrational award deposited to escrow account in respect of Projects.

(ii) Tax refundable relates to AY 2015-16, AY 2016-17, AY 2018-19 & AY 2020-21 are ₹ 439.85 lakhs, ₹ 872.26 lakhs ,₹ (1597.55) lakhs and ₹ 2628.90 respectively for which appeals are pending with Income Tax Authorities.

(iii) Advance to Directors & other related parties as on 31.03.2023 is NIL (Previous year NIL).

Note no.- 9 Inventories (At lower of cost or Net Realisable value)

(₹ in lakhs)

Particulars	As at 31st March 2023	As at 31st March 2022
Operational stores ::		
Stores & Spares	11,602.58	13,381.41
Consumables	411.85	292.47
Others	501.62	1,425.36
Obsolete/ Scrap	822.77	836.38
	13,338.82	**15,935.62**
Less :: Provision for shortages		
Provision for obsolete/ unserviciable Items	822.77	836.38
Total Inventories	**12,516.05**	**15,099.24**
Included above, goods-in-transit		
Stores & Spares	-	-
Total Goods in transit	-	-

(i) Secured,Working Capital Demand Loan of ₹ 14,500.00 lakhs (previous year ₹ 7500.00 lakhs) was drawn against hypothecation of the stocks of stores and spares and Book Debt of the Company to the extent of drawal.

(ii) The Company is operating in the regulatory environment and as per CERC Tariff Regulations, cost of fuel and other inventory items are recovered as per extant tariff regulations. Accordingly, the realizable value of the inventories is not lower than the cost. Stores & Spares includes stores against grants in aid of ₹ 906.76 lakhs (Previous year ₹ 915.67 lakhs) to be amortised against repairs & maintenance.

North Eastern Electric Power Corporation Limited Shillong

Note no. - 10 **Trade receivables**

(₹ in lakhs)

Particulars	As at 31st March 2023	As at 31st March 2022
Trade Receivables considered good - Secured		
Trade Receivables considered good - Unsecured	94,429.78	48,776.49
Trade Receivables which have significant increase in credit risk		
Trade Receivables - credit impaired		
Allowance for doubtful debts		
TOTAL	94,429.78	48,776.49

(i) Trade receivables are dues in respect of goods sold or services rendered in the normal course of business.

(ii) Where no due date is specifically agreed upon, the normal credit period allowed by the Company is in compliance to the CERC regulations / Guidance.

(iii) Where a trade receivable has been provided for, such provision could be dictated by prudence, but one could still expect to realise the amount within 12 months from the balance sheet date. Under such circumstances, the said trade receivable is classified as current. Where, however, there is no expectation to realise the amount within the next twelve months period, the same needs to be classified as non-current along with the provision made, if any, for the same.

(iv) Amount receivable from related parties is ₹ 2401.46 lakhs

(₹ in lakhs)

Trade Receivables Ageing

Particulars	As at 31st March 2023							
	Un-billed	Not due (i.e., upto 45 days)	Outstanding for following periods from due date of payment					
			>45 days to less than 6	6 months to 01 year	01 year to 02 years	02 years to 03 years	More than 3 years	Total
A	B	C	D	E	F	G	H	I= B TO H
(i) Undisputed Trade receivables – considered good	44,382.59	32,176.31	6,836.72	664.97	-	0.75		84,061.34
(ii) Undisputed Trade Receivables – which have significant increase in credit risk								-
(iii) Undisputed Trade Receivables – credit impaired								-
(iv) Disputed Trade Receivables–considered good							10,368.44	10,368.44
(v) Disputed Trade Receivables – which have significant increase in credit risk								-
(vi) Disputed Trade Receivables – credit impaired								-
Total	44,382.59	32,176.31	6,836.72	664.97	-	0.75	10,368.44	94,429.78

(₹ in lakhs)

Particulars	As at 31st March 2022							
	Un-billed	Not due (i.e., upto 45 days)	Outstanding for following periods from due date of payment					
			>45 days to less than 6 months	6 months to 01 year	01 year to 02 years	02 years to 03 years	More than 3 years	Total
A	B	C	D	E	F	G	H	I= B TO H
(i) Undisputed Trade receivables – considered good	24,930.37	8,605.88	3,466.93	1,324.05	0.75	80.07		38,408.05
(ii) Undisputed Trade Receivables – which have significant increase in credit risk								-
(iii) Undisputed Trade Receivables – credit impaired								-
(iv) Disputed Trade Receivables–considered good						9,936.50	431.94	10,368.44
(v) Disputed Trade Receivables – which have significant increase in credit risk								-
(vi) Disputed Trade Receivables – credit impaired								-
Total	24,930.37	8,605.88	3,466.93	1,324.05	0.75	10,016.57	431.94	48,776.49

(I) Notes on Disputed Trade Receivable:

(1) Disputed trade receivables includes (I) Rs. 431.94 lakh against claim for reimbursement on account of Effective Tax Rate; (II) Rs. 1399.45 lakh against claim for reimbursement of Foreign Exchange Rate Variation (FERV) for 2015-16 to 2018-19; (iii) Rs. 5799.78 lakh against arrear bills arising out of determination of tariff of TGBP by CERC for 2017-18 & 2018-19; (iv) Rs. 2737.27 lakh against bills for GTG unit during 2015-16 & 2016-17 prior to COD of STG unit.

North Eastern Electric Power Corporation Limited Shillong

(2) Ministry of Power (Govt. of India) has initiated action for settlement of TSECL dues amounting to ₹ 10368.44 invoking provisions of the Tripartite Agreement (TPA) & the process is continuing. TSECL has appealed against the above mentioned bills amounting to ₹ 10368.44 lakh before APTEL. The petition has been taken up by APTEL and included in the "List of Finals" to be taken up for hearing in its turn. There are sufficient legal/regulatory grounds as indicated by legal experts to infer that TSECL's petition will be turned down and judgement delivered in NEEPCO's favour by APTEL. However, vide the order dated 01st April 2022, Hon'ble APTEL has directed NEEPCO not to take any precipitative action against TSECL for payment of the dues during pendency of the appeal.

(3) TSECL has offered out-of-court settlement of the above mentioned dispute regarding bills for ₹ 10368.44 lakh, which has not been accepted by NEEPCO as the offer entailed sharing the disputed amount on a 50 - 50 basis. Meanwhile, based on NEEPCO's request, the Government of India has served noticed on the Government of Tripura with regard to invocation of the payment security clause of the Tripartite Agreement between GoI, RBI and Govt. of Tripura which enables the GoI to divert fund from the state's account maintained with RBI to liquidate the dues payable to NEEPCO by TSECL, including Late Payment Surcharge on the dues. The payment has been deferred till decision on the matter.

(4) With consideration of the above, disputed trade receivable amounting to Rs 10368.44 lakhs has been considered good and no provision has been provided in books since there is no significent credit risk. Further, the realisation of the aforesaid amount is expected within a period of 12 months from the Balance Sheet date.

(5) Notes on Unbilled Revenue

Unbilled revenue as on 31.03.2023 amounting to ₹ 44382.59 lakhs includes energy bills ₹ 26476.88 lakhs, trading of merchant power ₹ 2400.71 lakhs, FERV ₹ 3727.85 lakhs, Wage impact (incl. claim of gratuity enhancement) Rs. 6969.89 lakh, Arrear on AFC revision Rs. 2925.36 lakh, Interest from beneficiaries Rs. 1704.12 lakh, NERLDC fees & charges ₹ 129.98 lakhs & LPS ₹ 47.80 lakhs.

Change in trade receivables

(₹ in lakhs)

Particulars	As at 31st March 2023	As at 31st March 2022
Opening Balance	48,776.49	76,911.76
Add:: Net Revenue Recognised but not realised during the year	45,653.29	(28,135.27)
Closing Balance	94,429.78	48,776.49

(ii) Trade receivables are further analysed as :

(₹ in lakhs)

As at March 31, 2023	Gross credit risk amount	Allowance for credit losses	Net credit risk amount
Amounts not yet due	76,558.90	-	76,558.90
More than 45 days upto six months	6,836.72	-	6,836.72
More than six months	11,034.16	-	11,034.16
TOTAL	94,429.78	-	94,429.78

(₹ in lakhs)

As at March 31, 2022	Gross credit risk amount	Allowance for credit losses	Net credit risk amount
Amounts not yet due	33,536.25	-	33,536.25
More than 45 days upto six months	3,466.93	-	3,466.93
More than six months	11,773.31	-	11,773.31
TOTAL	48,776.49	-	48,776.49

The Company considers its maximum exposure to credit risk with respect to customers as at March 31, 2023 to be ₹ 94,429.78 lakhs (March 31, 2022: ₹ 48776.49 lakhs), which is the fair value of trade receivables after allowance for credit losses. The Company's exposure to customers is diversified and except TSECL (Tripura), MSPDCL (Manipur) & P&E Mizoram, no other customer contributes to more than 10% of outstanding dues (i.e. more than 45 days) accounts receivable as at March 31, 2023 .

Movement in allowance for credit losses in respect of trade receivables:

Particulars	As at March 31, 2023	As at March 31, 2022
Balance at the beginning of the period	-	-
Additions during the period	-	-
Utilised during the period	-	-
Balance at the end of the period	-	-

In determining the allowances for doubtful trade receivables the Company has used a practical expedient by computing the expected credit loss allowance for trade receivables based on a provision matrix. The provision matrix takes into account historical credit loss experience and is adjusted for forward looking information. The expected credit loss allowance is based on the ageing of the receivables that are due and rates used in the provision matrix.

Note no.- 11 Cash and Cash Equivalents

(₹ in lakhs)

Particulars	As at 31st March	As at 31st March
(a) Balances with banks		
Unrestricted Balance with banks		
(i) In Current Account	1,460.60	4,344.26
(ii) In Deposit Account (original matuiry less than 3 months)		
(b) Cheques, drafts on hand		
(c) Cash in hand		
(d) Others	0.74	0.23
Cash and cash equivalents as per balance sheet	1,461.34	4,344.49
Disclosure with regard to cash and Bank Balances		
(a) Earmarked Balances with banks		
Earmarked Balance with banks		
(i) In Current Account		
(ii) In Deposit Account		
Total	**1,461.34**	**4,344.49**

Note no. -12 Bank balances other than Cash and cash equivalents

(₹ in lakhs)

Particulars	As at 31st March 2023	As at 31st March 2022
Restricted Money	291.50	1,009.06
Total	**291.50**	**1,009.06**

(i) Breakup of Restricted Money

(₹ in lakhs)

Particulars	As at 31st March 2023	As at 31st March 2022
DDUGVY scheme of GOI	272.41	992.58
SAUBHAGYA scheme of GOI	14.78	13.79
PM- KUSUM (MNRE- GoI)	1.20	2.69
Roof-Top Solar Scheme	3.11	-
Total	291.50	1,009.06

(ii) Bank balances other than Cash & cash Equivalent consists of restricted money relating to Deen Dayal Upadhyaya Gram Jyoti Yogana(DDUGJY), Pradhan Mantri Sahaj Bijli Har Ghar Yojana (SAUBHAGYA Scheme), PM- KUSUM & Roof-Top Solar Scheme.

(iii) The cash and bank balances as above are primarily denominated and held in Indian rupees.

Note no.- 13 Others

(₹ In lakhs)

Particulars	As at 31st March 2023		As at 31st March 2022	
Other Receivables				
Secured, considered good				
Unsecured, considered good		863.41		1,146.21
Claim Receivable (Unsecured)		-		3,562.67
Contract Assets	24,671.57		29,556.94	
Less :: Provision against LPS	(3,636.25)		-	
Net Contract Assets		21,035.32		29,556.94
Interest accrued on STDR		-		-
Advances to staff		1,187.43		1,429.36
Security Deposits		139.04		111.65
TOTAL		**23,225.20**		**35,806.83**

(₹ in lakhs)

Particulars	As at 31st March 2023	As at 31st March 2022
Interest accrued on deposits and loans		
Unsecured, considered good	-	-
Unsecured, considered doubtful	-	-
Less: Allowance for credit losses	-	-
Other financial assets	-	-
Advances to staff	1,187.43	1,429.36
Security Deposits	139.04	111.65

(i) Net contract assets comprises of provisional revenue ₹ 18800.98 lakhs, Deferred Tax materialisation amounting to ₹ 1452.47 lakhs & Effective tax rate (FY 2016-17) ₹ 781.87 lakhs.

(ii) Other Receivable-Unsecured Considered good consists of amount receivable from REC towards implementation of DDUGJY scheme amounting to ₹ 416.58 lakhs, PM KUSUM amounting to ₹ 25.30 lakhs, amount receivable from PRMB trust ₹ 246.17 lakhs, amount receivable from NTPC ₹ 11.03 lakhs, amount receivable NVVN for TDS ₹ 2.05 lakhs, amount receivable from BSE ₹ 3.03 lakhs, SBI ₹ 1.70 lakhs, LIC ₹ 0.65 lakhs. Amount receivable from Gratuity Trust ₹ 153.17 lakhs & amount recoverable from superannuated staff ₹ 3.73 lakhs.

(iii) There is no outstanding debts due from the Directors of the Company.

(iv) Loan & Advances to employees includes Interest bearing Computer Advance and interest free Furniture Advance and Multipurpose Advance. Computer advance & Furniture advance are recovered from employees in 60 equal instalments whereas Multipurpose Advance is recovered in 12 installment.

(v) Security deposits primarily consists of Deposit against BSNL Lines, Gas Connection, Cable Connection etc. which will be refunded on surrender of services provided by service providers.

(vi) Changes in Other Receivables - Unsecured considered good and Contract Assets

(₹ In lakhs)

Particulars	As at 31st March 2023	As at 31st March 2022
Opening Balance	34,265.82	18,672.63
Add : Addition during the year	13,922.80	39,179.78
Less : Realised / Billed during the year	26,289.89	23,586.59
Closing Balance	21,898.73	34,265.82

Note no.- 14 **Current Tax Assets/(Liabilities)**

Particulars	As at 31st March 2023	As at 31st March 2022
Advance tax refundable	514.84	180.67
Advance tax paid including TDS/TCS	10,658.62	7,294.29
Less : Current tax liabilities		
Current year	11,488.84	5,676.88
Adjustment for earlier years	70.94	809.86
Other Comphrehensive Income	(885.11)	(772.86)
Pertaining to regulatory deferral account balances	1,468.19	1,619.88
MAT credit entitlement	-	-
Current Tax Asset / (Liabilities) (Net)	**(969.40)**	**141.20**

(i) Amount of tax refundable relate to the AY 2009-10 and AY 2011-12 to AY 2014-15 & AY 2021-22 are ₹4.87 lakhs, ₹ 3.13 lakhs, ₹153.60 lakhs and ₹ 19.07 lakhs under "Vivad Se Vishwas Scheme" and others ₹ 333.48 lakhs and ₹ 0.69 lakhs respectively as assessed during the year ended 31.03.2023.

(ii) MAT credit available for the Company as on 31.03.2023 amounts to ₹ 24702.68 lakhs (Previous year ₹ 11745.65 lakhs), being the amount as per computation of tax credit under Sec 115 JAA.

(iii) Refer Note No-48 for detailed disclosure on Income Tax.

Note no.- 15 **Other current assets**

(₹ in lakhs)

Particulars	As at 31st March 2023	As at 31st March 2022
Prepaid Expenses including prepaid insurance	2,256.52	1,842.71
Advances to Suppliers & Contractors - Unsecured, considered good	1,690.30	1,339.40
Less : Allowances for doubtful	52.77	40.40
Scrap /Obsolete assets	12,938.69	12,704.57
Less : Provisions	12,938.69	12,704.57
Net	-	-
Total	**3,894.05**	**3,141.71**
Assets held for disposal	-	8.20
Total	**3,894.05**	**3,149.91**

(i) Prepaid Expenses consists of amount paid in advance in respect of prepaid insurance , License fee (pollution control) & BSNL leaseline for Internet, the benefit of which has not yet expired on reporting date. Prepaid expenses of items of ₹ 20000/- and below are charged to natural head of accounts.

(ii) Advances to suppliers & contractors are the short term advances to be recovered within 12 months from the bills. The advances are given as stipulated under the work/supply order.

(iii) Advance to Directors and other related parties as on 31.03.2023 is NIL. (Previous year NIL)

(iv) Assets held for disposal consists of following items

(₹ in lakhs)

Particulars	As at 31st March 2023	As at 31st March 2022
Plant & Equipments	-	38.60
Vehicles	-	9.71
Office Equipment	-	-
Tools & Plants	-	-
Misc . Equipment	-	-
Value of Assets held for disposal	-	48.31
Less: Provision	-	40.11
NRV for Assets held for disposal	-	8.20

(v) Scarp/Obsolete Assets

₹ in lakhs

Unit	As at 31st March 2023	As at 31st March 2022
Assam GBPS	510.88	473.11
Agartala GBPS	194.42	72.67
Kopili HPS	11,846.38	11,837.67
Ranganadi HPS	86.53	86.53
Pare HPS	-	1.70
Kameng HPS	-	67.17
KOLKATA	0.06	-
Tripura GBPS	-	0.08
Tuirial HPS	70.95	70.95
Rupa (S&I)	0.07	0.40
Shillong	93.18	93.18
Guwahati	0.57	1.11
Wah Umium	0.71	-
New Delhi	0.79	-
Doyang HPS	134.15	-
TOTAL	**12,938.69**	**12,704.57**
Less: Provision	12,938.69	12,704.57

Note- 16 Regulatory Deferral Accounts Debit Balance

(₹ in lakhs)

Particulars	As at 31st March 2023	As at 31st March 2022
Regulatory deferral account Debit balance		
(i) Employees benefit expenses - Gratuity		
Opening Balance	4,793.47	4,793.47
Addition during the period	(4,793.47)	
Closing balance	**-**	**4,793.47**
ii) Depreciation - Tuirial HPS		
Opening Balance	18,079.69	13,962.05
Addition during the period	4,113.61	4,117.64
Closing balance	**22,193.30**	**18,079.69**
(iii) Deferred Tax adjustment against deferred tax liabilities		
Opening Balance	29,387.52	24,233.87
Addition during the period	10,542.90	5,153.65
Realized/Adjustment during the period		-
Closing balance	**39,930.42**	29,387.52
(iv) Deferred Tax Recoverable		
Opening Balance	38,623.96	39,934.78
Realized/Adjustment during the period	(1,452.47)	(1,310.82)
Closing balance	**37,171.49**	**38,623.96**
(v) Exchange difference		
Opening Balance	1,459.91	1,459.91
Addition during the period	-	-
Realized/Adjustment during the period	(1,459.91)	-
Closing balance	**-**	**1,459.91**
Regulatory deferral account Debit balance	**99,295.21**	**92,344.55**

Deferral Regulatory Account Balance has been adjusted in line with Accounting Policy No-6. Refer Note No.37 for detailed disclosure.

Note- 17 Equity Share Capital

(₹ in lakhs)

Particulars	As at 31st March' 2023	As at 31st March,2022
Equity Share Capital	3,60,981.04	3,60,981.04
Total	3,60,981.04	3,60,981.04

Authorised & Issued Share Capital

(₹ in lakhs)

Particulars	As at 31st March' 2023	As at 31st March,2022
Authorised Share Capital 5,00,00,00,000 nos. of equity shares of ₹ 10/- each (Previous year 5,00,00,00,000 nos. of equity shares of ₹ 10/- each)	5,00,000.00	5,00,000.00
Issued, Subscribed and fully paid-up capital comprises :		
3,60,98,10,400 nos. (Previous period 3,60,98,10,400 nos.) of equity shares of ₹ 10/- each	3,60,981.04	3,60,981.04
Total	3,60,981.04	3,60,981.04

(i) The movement in subscribed and paid up share capital is set out below:

Particulars	As at March 31' 2023					
	Opening balance as on 01.04.2022		Movement during 2022-23		Closing Balance as on 31.03.2023	
	No. of shares	₹ in Lakhs	No. of shares	₹ in Lakhs	No. of shares	₹ in Lakhs
Ordinary shares of ₹10 each						
At beginning of the year	3609810400	360981.04	-	-	3609810400	360981.04
Shares allotted during the year	-	-	-	-		
	3609810400	360981.04	-	-	3609810400	360981.04

Particulars	As at March 31' 2022					
	Opening balance as on 01.04.2021		Movement during 2021-22		Closing Balance as on 31.03.2022	
	No. of shares	₹ in Lakhs	No. of shares	₹ in Lakhs	No. of shares	₹ in Lakhs
Ordinary shares of ₹10 each						
At beginning of the year	3,60,98,10,400	3,60,981.04	-	-	3,60,98,10,400	3,60,981.04
Shares allotted during the year	-	-	-	-		
	3,60,98,10,400	3,60,981.04	-	-	3,60,98,10,400	3,60,981.04

(ii) Details of shareholding of Promoter/Holding Company

Particulars	As at 31st March' 2023			As at 31st March,2022		
Name of Promoter/Holding Company	No. of Shares Held (Face value of ₹ 10 each)	% of Total Shares	% change during the year	No. of Shares Held (Face value of ₹ 10 each)	% of Total Shares	% change during the year
NTPC Ltd.	3,60,98,10,400	100.00	-	3609810400	100	-

(iii) The Corporation has only one class of shares referred to as equity shares having a par value of ₹ 10/- wholly owned by NTPC ltd. The holders of the equity shares are entitled to receive dividends as declared from time to time and are entitled to voting rights proportionate to their share holding at the meetings of shareholders.

(iv) The Cabinet Committee on Economic Affairs, chaired by Prime Minister accorded In-principle approval for stareregic disinvestment of Government of India shareholding of 100% in NEEPCO alongwith transfer of management control to an identified CPSE strategic buyer, namely NTPC.

Accordingly, acquisition of entire equity stake of Government of India in NEEPCO Ltd by NTPC Ltd completed on 27th March 2020 through share transfer in persuant to share purchase agreement dt. 25th March 2020 between Government of India & NTPC Ltd. NTPC Ltd holds 100% ownership interest in NEEPCO Ltd as on 31st March 2023.

(v) During the immediately preceeding five years, the company has neither alloted any share persuant to contract without payment being received in cash, nor as bonus share nor bought back any shares.

Note 17A : Investment in Joint Venture

(in lakhs)

Name of the Joint Ventures	31st March 2023		31st March 2022	
	KSK Dibbin	Total	KSK Dibbin	Total
Percentage Holding	30%		30%	
Equity	9311.00		9311.00	
Reserve and Surplus	1476.10		1482.32	
Net Assets	10787.10		10793.32	
Share of Equity	3236.13	3236.13	3238.00	3238.00
Total Equity		3236.13		3238.00
Cost in stand alone financials	2793.00	2793.00	2793.00	2793.00
Difference to Transition Reserve in CFS	443.13	443.13	445.00	445.00
Differential Entry	(1.87)	(1.87)	(0.99)	(0.99)
Defer Tax Entry	(0.58)		(0.31)	

Note no.- 18 Other equity (₹ in lakhs)

Particulars	As at 31st March 2023	As at 31st March 2022
General Reserve	1,97,691.68	1,97,691.68
Retained earnings	35,206.59	32,547.98
Bond redemption reserve	65,054.17	65,054.17
Total	**2,97,952.44**	**2,95,293.83**

18.1 General Reserve (₹ in lakhs)

Particulars	As at 31st March 2023	As at 31st March 2022
Balance at the beginning of the year/period	1,97,691.68	1,97,691.68
Balance at the end of the year/period	**1,97,691.68**	**1,97,691.68**

18.2 Retained Earnings (₹ in lakhs)

Particulars	As at 31st March 2023	As at 31st March 2022
Balance at the beginning of the year/period	32,547.98	21,625.45
Profit attributable to owners of the Company	39,688.79	21,228.69
Other comprehensive income arising from remeasurement of defined benefit obligation net of income tax	(530.18)	(1,306.16)
Final dividend paid for the previous year	(1,500.00)	(1,500.00)
Interim dividend for the current year	(35,000.00)	(7,500.00)
Balance at the end of the year/period	**35,206.59**	**32,547.98**

(i) During the year, the Company has paid ₹ 1500.00 lakhs towards final dividend for the previous FY 2021-22 approved in the 46th AGM held on 19.09.2022.

(ii) Interim Dividend for the current F.Y. 2022-23 amounting to ₹ 35000.00 lakhs was approved in the 277th BoD meeting held on 16.03.2023. The same has been paid on 13.04.2023

Retained Earnings are the profit of the Company earned till date net of appropriation.

18.3 Bond Redemption Reserve (₹ in lakhs)

Particulars	As at 31st March 2023	As at 31st March 2022
Balance at the beginning of the year/period	65,054.17	65,054.17
Movement during the year/period		
Balance at the end of the year/period	**65,054.17**	**65,054.17**

The nature of reserves are follows:

(a) General Reserve :- Under the erstwhile companies Act 1956, a general reserve was created through an annual transfer of net profit at a specified percentage in accordance with applicable regulations. Consequent to the introduction of Companies Act 2013, the requirement to mandatorily transfer a specified percentage of net profit to general reserve has been withdrawn.

(b) Bond redemption reserve:-In terms of the applicable provisions of the Companies Act 2013, read with Companies (Share Capital and Debenture) Rules, 2014, the Company should comply with the requirements with regard to Bond/Debenture Redemption Reserve. The adequacy of Bond/Debenture Redemption Reserve is required to be ten percent of the value of the outstanding debentures. As on 31.03.2023, the Company has maintained a Bond Redemption Reserve of Rs. 65054.17 lakh, which is adequate for the purpose. Hence, the Company has not created any further Bond Redemption Reserve during the year.

Non-current liabilities

Financial Liabilities

Note no.- 19 Long term borrowings (₹ in lakhs)

Particulars	As at 31st March 2023	As at 31st March 2022
A. PRIVATELY PLACED PSU BONDS		
1. SECURED BORROWINGS		
i. Twenty second Issue	50,000.00	50,000.00
Less : Bond expense amortisation	26.30	30.76
Add: Interest accrued but not due	1,158.36	1,158.36
Bond - Twenty second Issue (Net)	51,132.06	51,127.60
8 years NEEPCO 7.55% Secured, Redeemable, Non-Convertible, Taxable Bonds of Rs.10,00,000 each, redeemable at 25% of face value on 10-12-2026, 10-06-2027, 10-12-2027 & 10-06-2028 with Call Option on 10-06-2025, 10-12-2025, 10-06-2026, 10-12-2026, 10-06-2027, 10-12-2027. The assets attached to the earth as well as other movable assets of the Kameng Hydro Electric Project, Arunchal Pradesh and the landed property of the Corporation in the District of Mehsana, Gujarat have been identified for creation of charge by way of mortgage through a Trust Deed with the appointed Debenture Trustee: Charge ID No.100394348		
ii. Twenty first Issue	15,000.00	15,000.00
Less : Bond expense amortisation	16.99	20.67
Add: Interest accrued but not due	17.86	21.43
Bond - Twenty first Issue (Net)	15,000.87	15,000.76
8 years NEEPCO 8.69% Secured, Redeemable, Non-Convertible, Taxable Bonds in the nature of debetures of Rs.10,00,000 each, redeemable at 50% of face value on 26-09-2026, 26-09-2027 with Call Option on 26-09-2024, 26-03-2025, 26-09-2025, 26-03-2026,26-09-2026 & 26-03-2027. The assets attached to the earth as well as other movable assets of the Kameng Hydro Electric Project, Arunchal Pradesh and the landed property of the Corporation in the District of Mehsana, Gujarat have been charged by way of mortgage through a Trust Deed with the appointed Debenture Trustee.		
iii. Twentieth Issue	30,000.00	30,000.00
Less : Bond expense amortisation	12.12	16.78
Add: Interest accrued but not due	960.41	960.41
Bond - Twentieth Issue (Net)	30,948.29	30,943.63
7 years NEEPCO 9.50% Secured, Redeemable, Non-Convertible, Taxable Bonds of Rs.10,00,000 each, redeemable at 25% of face value on 29-05-2024, 29-11-2024, 29-05-2025 & 29-11-2025 with Call Option on 29-11-2023, 29-05-2024, 29-11-2024, 29-05-2025. (The assets attached to the earth as well as other movable assets of the Kameng Hydro Electric Project, Arunchal Pradesh and the landed property of the Corporation in the District of Mehsana, Gujarat have been charged by way of mortgage through a Trust Deed with the appointed Debenture Trustee).		

Particulars	As at 31st March 2023	As at 31st March 2022
iv. Nineteenth issue	-	30,000.00
Less : Bond expense amortisation	-	21.09
Add: Interest accrued but not due	-	359.59
Bond - Nineteenth issue (Net)	-	30,338.50
10 years NEEPCO 8.75% Secured, Redeemable, Non-Convertible, Taxable Bonds of ₹ 10,00,000 each, redeemable at 25% of face value on 06-09-2026; 06-03-2027;06-09-2027 & 06-03-2028 with call option on 06-03-2023,10-08-2023,10-02-2024,10-08-2024,10-02-2025,10-08-2025, 10-02-2026,10-08-2026,10-02-2027,10-08-2027,10-02-2028. (The assets attached to the earth as well as other movable assets of the Pare Hydro Electric Project, Arunchal Pradesh and the landed property of the Corporation in the District of Mehsana, Gujarat have been chargeed by way of mortgage through a Trust Deed with the appointed Debenture Trustee).		
v. Eighteenth issue	50,000.00	50,000.00
Less : Bond expense amortisation	15.23	20.11
Add: Interest accrued but not due	1,441.32	1,441.32
Bond -Eighteenth issue (Net)	51,426.09	51,421.21
8 years NEEPCO 7.68% Secured, Redeemable, Non-Convertible, Taxable Bonds of ₹ 10,00,000 each, redeemable at 50% of face value on 15-05-2025 & 15-11-2025 with call option on 15-11-2022,15-05-2023,15-11-2023, 15-05-2024,15-11-2024,15-05-2025. (The assets attached to the earth as well as other movable assets of the Pare Hydro Electric Project, Arunachal Pradesh and the landed property of the Corporation in the District of Mehsana, Gujarat have been charged by way of mortgage through a Trust Deed with the appointed Debenture Trustee).		
vi. Sixteenth issue	90,000.00	90,000.00
Less : Bond expense amortisation	40.08	45.33
Add: Interest accrued but not due	2,290.09	2,290.09
Bond -Sixteenth (Net)	92,250.01	92,244.76
15 years NEEPCO 8.68% Secured, Redeemable, Non-Convertible, Taxable Bonds of ₹ 10,00,000/- each, redeemable at 20% of face value on 30-09-2026; 30-09-2027; 30-09-2028; 30-09-2029 & 30-09-2030. (The assets attached to the earth as well as other movable assets of the Tuirial Hydro Electric Project in Mizoram, Kopili Hydro Electric Project in Assam and the landed property of the Corporation in the District of Mehhsana, Gujarat have been charged by way of mortgage through a Trust Deed with the appointed Debenture Trustee)		
vii. Fifteenth issue	24,000.00	36,000.00
Add: Interest accrued but not due	42.12	63.17
Bond -Fifteenth (Net)	24,042.12	36,063.17
10 years NEEPCO 9.15% Secured, Redeemable, Non-Convertible, Taxable Bonds of ₹ 10,00,000/- each, redeemable at 20% of face value on 25-03-2021; 25-03-2022; 25-03-2023; 25-03-2024 & 25-03-2025. (The assets of the Agartala Gas Turbine Project (original open-cycle plant) in Tripura, assets except the Gas Turbines & Steam Turbines in the Assam Gas Based Project, Assam, assets except Plant & Machinery in the generating station in the Ranganadi Hydro Electric Project, Arunachal Pradesh and the landed property of the Corporation in the District of Mehsana, Gujarat have been charged by way of mortgage through a Trust Deed with the appointed Debenture Trustee).		

Particulars	As at 31st March 2023	As at 31st March 2022
viii. Fourteenth issue	1,00,000.00	1,50,000.00
Add: Interest accrued but not due	-	-
Bond -Fourteenth (Net)	1,00,000.00	1,50,000.00
10 years NEEPCO 9.60% Secured, Redeemable, Non-Convertible, Taxable Bonds of ₹ 10,00,000 each, redeemable at 20% of face value on 01-10-2020; 01-10-2021; 01-10-2022; 01-10-2023 & 01-10-2024 . (The assets attached to the earth as well as other movable assets of the Kameng Hydro Electric Project, Arunachal Pradesh and the landed property of the Corporation in the District of Mehsana, Gujarat have been charged by way of pari passu mortgage through a Trust Deed with the appointed Debenture Trustee).		
ix. Thirteenth issue	-	1,450.00
Add: Interest accrued but not due	-	6.08
Bond -Thirteenth (Net)	-	1,456.08
10 years NEEPCO 9.00% Secured, Redeemable, Non-Convertible, Taxable Bonds of ₹ 10,00,000/- each, redeemable at 20% of face value on 15-03-2019; 15-03-2020;15-03-2021, 15-03-2022 & 15-03-2023. (The Steam Turbines of the Assam Gas Based Power Plant, Assam and the landed property of the Corporation in the District of Mehsana, Gujarat have been charged by way of mortgage through a Trust Deed with the appointed Debenture Trustee).		
x. Twelfth issue	-	2,400.00
Add: Interest accrued but not due	-	83.33
Bond -Twelfth (Net)	-	2,483.33
10 years NEEPCO 9.25% Secured, Redeemable, Non-Convertible, Taxable Bonds of ₹ 10,00,000/- each, redeemable at 20% of face value on 27-06-2018; 27-06-2019;27-06-2020; 27-06-2021 & 27-06-2022. (All the Plant and Machinery in the Generating Station of the Ranganadi Hydro Electric Project, Arunachal Pradesh and the landed property of the Corporation in the District of Mehsana, Gujarat have been charged by way of mortgage through a Trust Deed with the appointed Debenture Trustee).		
xi. Eleventh issue	-	-
Add: Interest accrued but not due	-	-
Bond -Eleventh (Net)	-	-
10 years NEEPCO 10.20% Secured, Redeemable, Non-Convertible, Taxable Bonds of ₹ 10,00,000 each, redeemable at par on 15-12-2021 with a put & call option on 15-12-2018. (The Gas Turbines of the Assam Gas Based Power Project, Assam and the landed property of the Corporation in the District of Mehsana, Gujarat have been charged by way of pari passu mortgage through a Trust Deed with the appointed Debenture Trustee).		
Sub-total : Privately Placed PSU Bonds (A)	**3,64,799.44**	**4,61,079.04**
B. SECURED TERM LOANS		
I. Rupee Loans:		
a. Medium Term Coporate Loan from Canara Bank	25,000.00	37,500.00
Add: Interest accrued but not due	165.86	216.01
Medium Term Coporate Loan from Canara Bank (Net)	25,165.86	37,716.01
Secured by pari passu charge over assets of the Kameng Hydro Electric Power Project (600 MW) situated at Arunachal Pradesh. The loan is repayble in 16 structured quarterly installment after 1 year moratorium from first drawal on 03-02-2020.		

Particulars	As at 31st March 2023	As at 31st March 2022
b. Corporate Term Loan from Punjab National Bank	81,600.00	85,000.00
Add: Interest accrued but not due	-	-
Medium Term Coporate Loan from PNB (Net)	81,600.00	85,000.00
Secured by pari passu charge over assets of the Kameng Hydro Electric Power Project (600 MW) situated at Arunachal Pradesh. The loan is repayble in following quarterly installments after 2 years moratorium from first drawal: 12 equal installments of Rs. 17 crore each starting from 30.12.2022, 8 equal installments of Rs. 34 crore each starting from 30.12.2025 and 4 equal installments of Rs.93.50 crore each starting from 30.12.2027.		
c. Rupee Term Loan from State Bank of India	1,00,000.00	35,000.00
Add: Interest accrued but not due	-	-
Rupee Term Loan from SBI (Net)	1,00,000.00	35,000.00
Secured by pari passu charge on the assets of the Kameng Hydro Electric Power Project (600 MW) situated at Arunachal Pradesh with other lenders. The loan is repayble in following quarterly installments after 2 years moratorium from the first date of drawal: Rs 25.00 Cr each at the end of the 9th to the 20th quarter; Rs 50.00 Cr each at the end of the 21st to 28th quarter; Rs 75.00 Cr each at the end of the 29th to 32th quarter.		
d. Term Loan from HDFC Bank	30,000.00	
[Secured by hypothecation of fixed assets of the property on first Pari passu basis at Pare Hydro Power station -Arunachal Pradesh & plant & Machinery at the Ranganadi HPS (405 MW) and Gas Turbines of the Assam Gas Based Power Station (291 MW)]. The loan is repayable in the following quarterly installment commencing from the moratorium period of 2 years from the first drawal (06.10.2022) Rs 15.00 Crores each at the end of the 9th to 20th quarter-Rs 25.00 crores each at the end of the 21st to 28th quarter: Rs 30.00 crores each at the end of 29th to 32nd quarter.		
Add: Interest accrued but not due	206.64	
Term Loan from HDFC Bank (Net)	30,206.64	-
Foreign Currency Loan		
External Commercial Borrowing	-	13,608.89
Add: Interest accrued but not due	-	11.20
External Commercial Borrowing (Net)	-	13,620.09
[Secured by Hypothecation of all movable & immovable assets (including plant, machinery) created / to be created in respect of Tripura Gas Based Power Plant, Agartala and Agartala Gas Turbine Projects --Extension, Agartala. [SBI,Singapore has sanctioned 100 million US Dollar ECB loan @ interest rate of 3 months LIBOR plus 3.05% p.a. as margin (margin has been reduced to 2.75% p.a. w.e.f 20th March 2018). The agreement was signed on 9.12.2013. The last drawal was on 4th June 2014 . The ECB loan is repayable in 39 equal quarterly installments w.e.f. 20.06.2014]		
Sub- Total Secured Term Loans (B)	**2,36,972.50**	**1,71,336.10**
Total : Secured Borrowings (A+B)	**6,01,771.94**	**6,32,415.14**
2.UNSECURED BORROWINGS:		
1. PRIVATELY PLACED PSU BONDS		
Twenty Third Issue	20,000.00	20,000.00
Less : Bond expense amortisation	4.34	4.86
Add: Interest accrued but not due	31.30	31.30
Bond - Twenty Third Issue (Net)	20,026.96	20,026.44
8 years NEEPCO 7.14% Unsecured, Redeemable, Non-Convertible, Taxable Bonds of Rs.10,00,000 each, redeemable at 25% of face value on 22-09-2028; 23-03-2029; 24-09-2029; 22-03-2030 with Call Option on 24-03-2026; 24-09-2026; 24-03-2027; 24-09-2027; 24-03-2028; 22-09-2028; 23-03-2029; 24-09-2029.		
(i) Rupee Loan		
Subordinate Loans from Government of India	29,196.42	29,196.42
Less : Loan expense amortisation	71.46	72.32
Add: Interest accrued but not due	-	-
Subordinate Loans from Government of India (Net)	29,124.96	29,124.10

Particulars	As at 31st March 2023	As at 31st March 2022
(Govt of India has sanctioned subordionate loan of ₹ 29196.42 lakhs at the interest trate of 1 % p.a . The loan was sanctioned on various date with last drawal on 6th July 2015 . The loan is repayable in 15 equal annual installments from the 16th year after commissioning of the Tuirial Hydro Electric Project, Mizoram) i.e from 30th January 2018.		
(ii) Foreign Currency Loan		
Loan from KfW, Germany	39,729.32	43,744.62
Less :: Fair Value (80 million & 20 Million)	(154.22)	(141.76)
Add: Interest accrued but not due	255.96	284.48
Loan from KfW, Germany (Net)	40,139.50	44,170.86
(Guaranteed by the Govt. Of India) Loan sanctioned for construction of the Pare Hydro Electric Project (110 MW) at Arunachal Pradesh. (Loan of 80 million and 20 million EURO was sanctioned from KFW , Germany under the Indo-German Bilateral Development Cooperation Programme. The loan agreement 80 million and 20 million EURO was executed on 11th December 2008 & 20th December 2017 at fixed interest rate of 3.46 % p.a. & 0.85% p.a. respectively. The loan is guranteed by Govt of India. The last loan installment of 80 million EURO was received on 03.08.2016 & 20 million EURO was received on 16.08.2018. The loans are repayble in 30 equal half-yearly installments w.e.f. 30-12-2013 & 20 equal half-yearly installments w.e.f. 30-12-2020 respectively.)		
Total Unsecured Borrowing (i + ii)	**89,291.42**	**93,321.40**
Total (1 + 2)	**6,91,063.36**	**7,25,736.54**
Less : Current maturities of (Refer Note 20)		
Bonds	62,000.00	65,850.00
Rupee Term Loan	21,800.00	17,500.00
Foreign Currency Loan - Secured	-	7,774.78
Foreign Currency Loan - unsecured	6,571.82	6,208.96
Interest accrued but not due	6,569.92	6,926.77
GRAND TOTAL : Non-Current Liabilities	**5,94,121.62**	**6,21,476.03**

The maturity profile of borrowings is as follows: (₹ in lakhs)

Contractual maturities	As at 31st March 2023	As at 31st March 2022
In one year or less or on demand	96,909.44	1,04,170.77
Between one & two years	1,14,371.82	96,543.07
Between two & tree years	97,771.82	1,08,208.96
Between three & four years	76,671.82	96,208.96
Between four & five years	1,09,571.82	89,208.96
More than five years	1,95,766.63	2,31,395.82
Total contractual cash flows	**6,91,063.36**	**7,25,736.54**
Total Borrowings	**6,91,063.36**	**7,25,736.54**

Note:

a. The company has utilised its borrowed fund for the specific purpose only as per the terms & conditions of loan agreement(s).

b. The quarterly returns or statements of current assets filed by the Company with banks or financial institutions are in agreement with the books of accounts.

Financial Liabilities

Note no.- 19 A Non current financial liabilities - Lease liabilities (₹ in lakhs)

Particulars	As at 31st March 2023	As at 31st March 2022
Lease Liability - Asset under Lease	1086.31	1011.83
Less: Current maturities of lease liabilities	607.67	573.64
Total	**478.64**	**438.19**

Note no.- 20 Long Term Provisions

(₹ in lakhs)

Particulars	As at 31st March 2023	As at 31st March 2022
Medical benefit for retired employees	-	1,607.45
Other retirement benefits	319.12	274.41
Total	**319.12**	**1,881.86**

The provision for employee benefits includes gratuity, Leave Encashment, Post retirement medical benefit, Gold Coin at retirement. The increase/ decrease in the carrying amount of the provision for the current year is mainly on account of net impact of incremental charge for current year and benefits paid in the current year.

1. Defined Contribution Plan

The Company participates in a number of defined contribution plans on behalf of relevant personnel. Any expense recognised in relation to these schemes represents the value of contributions payable during the period by them at rates specified by the rules of those plans. The only amounts included in the balance sheet are those relating to the prior months contributions that were not due to be paid until after the end of the reporting period. The major defined contribution plans operated by the Company are as below:

a) Provident fund

In accordance with Indian law, eligible employees of the Company are entitled to receive benefits in respect of provident fund, a defined contribution plan, in which both employees and the Company make monthly contributions at a specified percentage of the covered employees' salary.Company pays fixed contribution at predetermined rates to the Provident Fund Trust, which invests the fund in permitted securities as per Government guidelines. The Companies contribution to the fund for the period was ₹ 3367.77 lakhs (previous period ₹ 3414.12 lakhs).The investment has earned sufficient interest to pay the same to the members as per the rate specified by the Government of India.

b) Superannuation fund

In terms of the Guidelines of Department of Public Enterprise (DPE), Govt.of India (GOI) issued vide O.M. no.2(70)/08-DPE (WC) / GL-xiv/08 dt.26.11.2008 and OM. No. 2(70)/08-DPE (WC) / GL-vii/09 dt.02.04.2009, the Company has formulated the NEEPCO Employees Defined Contribution Superannuation Benefit Scheme.
The Companies contribution to the trust managing this scheme for the year was ₹ 2507.55 lakhs (previous year ₹ 2404.67 lakhs).

2. Defined benefit plans

a. Post –Retirement Medical Benefit scheme

The Company has a Contributory Scheme for Post –Retirement Medical Facilities for Superannuated Employees. Under the scheme the retired /deceased employee and spouse of retiree/deceased are provided medical facilities on contributory basis which is as follows:
Reimbursement of medical expenses incurred for indoor treatment restricted to the rates of nearest authorized / approved hospital.
For out-patient/ domiciliary treatment taken in empanelled hospitals, reimbursement are allowed for clinical tests , examination, cost of medicines and other OPD expenses at actual subject to a ceiling of maximum of last basic per annum, whichever is less.. The liability for the same is recognized on the basis of actuarial valuation.

b. Other retirement benefit on Superannuation

To nurture a good organizational culture and appreciate the sincere services rendered by the employee, the Corporation is providing a Gold Coin to the retiring employee on the date of retirement. The liability for the same is recognized on the basis of actuarial valuation.

3. Other Employee benefit

Social Security Scheme

The Company has a Social Security Scheme in lieu of compassionate appointment. The Company makes a matching contribution to the scheme. The objective of the scheme is to provide cash benefits to the dependent beneficiaries in the event of the death of an employee of the Company while in service including permanent total disablement leading to cessation of employment.

Note No.- 20A

Disclosures As Per Ind AS 19

(₹ in lakhs)

Actuarial Valuation of Gratuity Liability

Summary of results:

	Assets / Liability	31-03-2023	31-03-2022
a	Present value of obligation	18,468.36	19,689.11
b	Fair value of plan assets	18,621.53	18,643.54
c	Net assets / (liability) recognized in balance sheet as provision	153.17	-1,045.58

Summary of membership data:

	As at	31-03-2023	31-03-2022
a)	Number of employees	1766	1915
b)	Total Monthly Salary (Lakhs)	2173.62	2189.11
c)	Average Past Service (Years)	24.31	23.58
d)	Average Age (Years)	50.75	50.38
e)	Average remaining (Years) working life	9.25	9.62
f)	weighted average duration	8.95	9.43

Economic Assumptions:

As at	31-03-2023	31-03-2022
i) Discounting Rate	7.40	7.00
ii) Future salary Increase	6.50	6.50

Demographic Assumption:

As at	31-03-2023	31-03-2022
i) Retirement Age (Years)	60	60
ii) Mortality rates inclusive of provision for disability **	100% of IALM (2012 - 14)	100% of IALM (2012 - 14)
iii) Attrition at Ages	Withdrawal Rate (%)	Withdrawal Rate (%)
Up to 30 Years	0.01%	0.01%
From 31 to 44 years	0.03%	0.03%
Above 44 years	0.06%	0.06%

Scale of Benefits:

a)	Salary for calculation of gratuity	Last drawn qualifying salary.
b)	Vesting Period	5 years of service.
c)	Benefit on normal retirement	As per the provisions of payment of Gratuity Act 1972 as
d)	Benefit on early retirement / withdrawal / resignation	Same as normal retirement benefit based on service upto the date of exit.
e)	Benefit on death in service	Same as normal retirement benefit based on service upto the
f)	Limit	20.00 Lakhs.

Plan Liability:

Date Ending	31-03-2023	31-03-2022
Present value of obligation as at the end of the	18,468.36	19,689.11

Service Cost:

		31-03-2023	31-03-2022
a)	Current Service Cost	932.45	1,026.63
b)	Past Service Cost including curtailment Gains/Losses	--	--
c)	Gains or Losses on Non routine settlements	--	--
d)	Total Service Cost	932.45	1,026.63

Net Interest Cost:

		31-03-2023	31-03-2022
a)	Interest Cost on Defined Benefit Obligation	1,378.24	1,329.82
b)	Interest Income on Plan Assets	1,305.05	1,226.55
c)	Net Interest Cost (Income)	73.19	103.26

Change in Benefit Obligation:

		31-03-2023	31-03-2022

Eastern Electric Power Corporation Limited Shillong

a)	Present value of obligation as at the beginning of the period	19,689.11	19,701.01
b)	Acquisition adjustment	--	--
c)	Interest Cost	1,378.24	1,329.82
d)	Service Cost	932.45	1,026.63
e)	Past Service Cost including curtailment Gains/Losses	--	--
f)	Benefits Paid	-2,527.13	-2,393.79
g)	Total Actuarial (Gain)/Loss on Obligation	-1,004.31	25.44
h)	Present value of obligation as at the End of the period	18,468.36	19,689.11

Bifurcation of Actuarial Gain/Loss on Obligation:

		31-03-2023	31-03-2022
a)	Actuarial (Gain)/Loss on arising from Change in Demographic Assumption	--	--
b)	Actuarial (Gain)/Loss on arising from Change in Financial Assumption	-412.06	-286.06
c)	Actuarial (Gain)/Loss on arising from Experience Adjustment	-592.25	311.50

Actuarial Gain/Loss on Plan Asset:

		31-03-2023	31-03-2022
a)	Expected Interest Income	1,305.05	1,226.55
b)	Actual Income on Plan Asset	1,459.55	1,336.31
c)	Actuarial gain /(loss) for the year on Asset	154.50	109.76

Balance Sheet and related analysis:

		31-03-2023	31-03-2022
a)	Present Value of the obligation at end	18,468.36	19,689.11
b)	Fair value of plan assets	18,621.53	18,643.53
c)	Unfunded Liability/provision in Balance Sheet	153.17	-1,045.58

The amounts recognized in the income statement:

		31-03-2023	31-03-2022
a)	Total Service Cost	932.45	1,026.63
b)	Net Interest Cost	73.19	103.26
c)	Expense recognized in the Income Statement	1,005.64	1,129.90

Other Comprehensive Income (OCI):

		31-03-2023	31-03-2022
a)	Net cumulative unrecognized actuarial gain/(loss) opening		
b)	Actuarial gain / (loss) for the year on PBO	1,004.31	-25.44
c)	Actuarial gain /(loss) for the year on Asset	154.50	109.76
d)	Unrecognized actuarial gain/(loss) for the year	1,158.81	84.32

North Eastern Electric Power Corporation Limited Shillong

Change in plan assets :

		31-03-2023	31-03-2022
a)	Fair value of plan assets at the beginning of the period	18,643.53	18,171.16
b)	Actual return on plan assets	1,459.55	1,336.31
c)	Employer contribution	1,045.58	1,529.85
d)	Benefits paid	-2,527.13	-2,393.79
e)	Fair value of plan assets at the end of the period	18,621.53	18,643.53

Major categories of plan assets (as percentage of total plan assets):

		31-03-2023	31-03-2022
a)	Government of India Securities	--	--
b)	State Government securities	--	--
c)	High Quality Corporate Bonds	--	--
d)	Equity Shares of listed companies	--	--
e)	Property	--	--
f)	Funds Managed by Insurer	100%	100%
g)	Bank Balance	--	--
	Total	100%	100%

Change in Net Defined Benefit Obligation:

		31-03-2023	31-03-2022
a)	Net defined benefit liability at the start of the period	1,045.58	1,529.85
b)	Acquisition adjustment	--	--
c)	Total Service Cost	932.45	1,026.63
d)	Net Interest cost (Income)	73.19	103.26
e)	Re-measurements	-1,158.81	-84.32
f)	Contribution paid to the Fund	-1,045.58	-1,529.85
g)	Benefit paid directly by the enterprise	--	--
h)	Net defined benefit liability at the end of the period	-153.17	1,045.58

Bifurcation of PBO at the end of year in current and non current:

		31-03-2023	31-03-2022
a)	Current liability (Amount due within one year)	1,896.87	2,354.51
b)	Non-Current liability (Amount due over one year)	16,571.49	17,334.60
	Total PBO at the end of year	**18,468.36**	**19,689.11**

Expected contribution for the next Annual reporting period:

		31-03-2023	31-03-2022
a)	Service Cost	736.30	800.38
b)	Net Interest Cost	-11.33	73.19
c)	Expected Expense for the next annual reporting period	724.97	873.57

Sensitivity Analysis of the defined benefit obligation:

a) Impact of the change in discount rate		
	Present Value of Obligation at the end of the period	**18,468.36**
a)	Impact due to increase of 0.50%	-491.18
b)	Impact due to decrease of 0.50 %	517.87
b) Impact of the change in salary increase		
	Present Value of Obligation at the end of the period	**18,468.36**
a)	Impact due to increase of 0.50%	130.35
b)	Impact due to decrease of 0.50 %	-136.75

Maturity Profile of Defined Benefit Obligation:		
	Year	Amount
a)	0 to 1 Year	1896.87
b)	1 to 2 Year	2322.92
c)	2 to 3 Year	1984.84
d)	3 to 4 Year	1995.05
e)	4 to 5 Year	1674.85
f)	5 to 6 Year	1574.22
g)	6 Year onwards	7019.61

Actuarial Valuation of Leave Encashment

Summary of results: (₹ in lakhs)

	Assets / Liability	31-03-2023	31-03-2022
a	Present value of obligation	16,392.78	13,855.16
b	Fair value of plan assets	--	--
c	Net assets / (liability) recognized in balance sheet as provision	-16,392.78	-13,855.16

Summary of membership data:

	As at	31-03-2023	31-03-2022
a)	Number of employees	1766	1915
b)	Total Monthly Salary for (Lakhs) leave encashment	2173.62	2189.11
c)	Total Monthly Salary for (Lakhs) leave availment	3912.52	4378.22
d)	Average Past Service (Years)	24.31	23.58
e)	Average Age (Years)	50.75	50.38
f)	Average remaining (Years) working life	9.25	9.62
g)	Leave balance considered on valuation date	3,88,263	3,43,062
h)	Weighted average duration of PBO	8.95	9.43

Economic Assumptions:

	31-03-2023	31-03-2022
i) Discounting Rate	7.40	7.00
ii) Future salary Increase	6.50	6.50

Demographic Assumption:

i) Retirement Age (Years)	60	60
ii) Mortality rates inclusive of provision for disability **	100 % of IALM (2012 - 14)	100 % of IALM (2012 - 14)
iii) Ages	Withdrawal Rate (%)	Withdrawal Rate (%)
Up to 30 Years	0.01%	0.01%
From 31 to 44 years	0.03%	0.03%
Above 44 years	0.06%	0.06%
iv) Leave		
Leave Availment Rate	2.50%	Nil
Leave Lapse rate while in service	Nil	Nil
Leave Lapse rate on exit	Nil	Nil
Leave encashment Rate while in service	15.00%	15.00%

Scale of Benefits:

a)	Salary for calculation of Earned Leave	Last drawn qualifying salary.
b)	Vesting Period	Nil.
c)	Benefits	
1	Yearly accrual	30 days
2	Maximum accumulation	As per Company Policy
3	Total Leave Days	3,70,611
4	Availment in service (Compensated absence)	Yes
5	Leave encashment in service	Yes
6	Leave encashment on exit	Yes
7	Month to be treated as	30 days
d)	Benefit on normal retirement	Actual Accumulation
e)	Benefit on early retirement/ withdrawal/ resignation/death	Same as normal retirement benefit.

Plan Liability:

Date Ending	31-03-2023	31-03-2022
Present value of obligation as at the end of the	**16,392.78**	**13,855.16**

Service Cost:

		31-03-2023	31-03-2022
a)	Current Service Cost	2,092.26	1,627.28
b)	Past Service Cost including curtailment Gains/Losses	--	--
c)	Gains or Losses on Non routine settlements	--	--
d)	Total Service Cost	2,092.26	1,627.28

Net Interest Cost:

		31-03-2023	31-03-2022
a)	Interest Cost on Defined Benefit Obligation	969.86	996.40
b)	Interest Income on Plan Assets	--	--
c)	Net Interest Cost (Income)	969.86	996.40

Table showing Change in Benefit Obligation:

		31-03-2023	31-03-2022
a)	Present value of obligation as at the beginning of the period	13,855.16	14,761.46
b)	Acquisition adjustment	--	--
c)	Interest Cost	969.86	996.40
d)	Service Cost	2,092.26	1,627.28
e)	Past Service Cost including curtailment Gains/Losses	--	--
f)	Benefits Paid	-3,233.10	-4,221.41
g)	Total Actuarial (Gain)/Loss on Obligation	2,708.60	691.43
h)	Present value of obligation as at the End of the period	16,392.78	13,855.16

Actuarial Gain/Loss on Obligation:

		31-03-2023	31-03-2022
a)	Actuarial (Gain)/Loss on arising from Change in Demographic Assumption	1.02	--
b)	Actuarial (Gain)/Loss on arising from Change in Financial Assumption	-421.23	-237.92
c)	Actuarial (Gain)/Loss on arising from Experience Adjustment	3,129.83	929.35

Actuarial Gain/Loss on Plan Asset:

		31-03-2023	31-03-2022
a)	Expected interest Income	--	--
b)	Actual Income on Plan Asset	--	--
c)	Actuarial gain /(loss) for the year on Asset	--	--

Balance Sheet and related analysis:

		31-03-2023	31-03-2022
a)	Present Value of the obligation at end	16,392.78	13,855.16
b)	Fair value of plan assets	--	--
c)	Unfunded Liability/provision in Balance Sheet	-16,392.78	-13,855.16

The amounts recognized in the income statement:

		31-03-2023	31-03-2022
a)	Total Service Cost	2,092.26	1,627.28
b)	Net Interest Cost	969.86	996.40
c)	Net actuarial (gain) / loss recognized in the period	2,708.60	691.43
c)	Expense recognized in the Income Statement	5,770.72	3,315.11

Change in Net Defined Benefit Obligation:

		31-03-2023	31-03-2022
a)	Net defined benefit liability at the start of the period	13,855.16	14,761.46
b)	Acquisition adjustment	--	--
c)	Total Service Cost	2,092.26	1,627.28
d)	Net Interest cost (Income)	969.86	996.40
e)	Re-measurements	2,708.60	691.43
f)	Contribution paid to the Fund	--	--
g)	Benefit paid directly by the enterprise	-3,233.10	-4,221.41
h)	Net defined benefit liability at the end of the period	16,392.78	13,855.16

Bifurcation of PBO at the end of year in current and non current:

		31-03-2023	31-03-2022
a)	Current liability (Amount due within one year)	1,833.88	1,670.58
b)	Non-Current liability (Amount due over one year)	14,558.90	12,184.58
	Total PBO at the end of year	**16,392.78**	**13,855.16**

Expected contribution for the next Annual reporting period:

		31-03-2023	31-03-2022
a)	Service Cost	723.75	653.79
b)	Net Interest Cost	1,213.07	969.86
c)	Expected Expense for the next annual reporting period	1,936.82	1,623.65

Sensitivity Analysis of the defined benefit obligation:

a) Impact of the change in discount rate		
	Present Value of Obligation at the end of the period	**16,392.78**
a)	Impact due to increase of 0.50 %	-500.48
b)	Impact due to decrease of 0.50 %	528.04
b) Impact of the change in salary increase		
	Present Value of Obligation at the end of the period	**16,392.78**
a)	Impact due to increase of 0.50 %	530.91
b)	Impact due to decrease of 0.50 %	-504.27

Actuarial Valuation of Post Retirement Medical Benefit Liability

Summary of results:

	Assets / Liability	31-03-2023	31-03-2022
a	Present value of obligation	13,001.02	10,684.66
b	Fair value of plan assets	10,523.26	8,383.31
c	Net assets / (liability) recognized in balance sheet as provision	-2,477.76	-2,301.35

Summary of membership data:

	As at	31-03-2023	31-03-2022
In Service Emp			
a)	Number of employees	1766	1915
c)	Average Past Service (Years)	24.31	23.58
d)	Average Age (Years)	50.75	50.38
e)	Average remaining (Years) working life	9.25	9.62
f)	Weighted average remaining working life.	-	9.43
Retired Emp			
a)	Number of Retired Employee	1771	1644
b)	Average Age (Years)	66.94	66.57
	The weighted average duration for Retiree	14.84	14.98
	Yearly Cost per Reitee		
	(a) Out Patient treatment cost	34,310/-	28,600/-
	(b) In-patient treatment cost		

Economic Assumptions:

		31-03-2023	31-03-2022
a)	Discounting Rate	7.40	7.00
b)	Future Medical Cost Increase	4.00	3.00
	a) Outdoor Treatment		
	b) Indoor Treatmen		

Demographic Assumption:

i) Retirement Age (Years)	60	60
ii) Mortality rates inclusive of provision for disability **	100% of IALM (2012 - 14)	100% of IALM (2012 - 14)
iii) Ages	Withdrawal Rate (%)	Withdrawal Rate (%)
Up to 30 Years	0.01	0.01
From 31 to 44 years	0.03	0.03
Above 44 years	0.06	0.06

Mortality & Morbidity rates:

a) **While in service** - 100% of IALM (2012-14) rates have been assumed which also includes the allowance for

Age	Mortality Rate	Age	Mortality Rate
15	0.000614	40	0.001803
20	0.000888	45	0.0022874
25	0.000984	50	0.004946
30	0.001056	55	0.007888
35	0.001282	60	0.011584

b) **After Retirement** - 100% of (1996-98) rates have been assumed

Age	Rate	Age	Rate
50	0.004243	80	0.070802
60	0.010907	85	0.106891
65	0.01389	90	0.151539
70	0.024301	100	0.266511
75	0.043272		

Plan Liability:

Date Ending	31-03-2023	31-03-2022

Present value of obligation as at the end of the	13,001.02	10,684.66

Service Cost:

		31-03-2023	31-03-2022
a)	Current Service Cost	515.35	532.17
b)	Past Service Cost including curtailment Gains/Losses	--	--
c)	Gains or Losses on Non routine settlements	--	--
d)	Total Service Cost	515.35	532.17

Net Interest Cost:

		31-03-2023	31-03-2022
a)	Interest Cost on Defined Benefit Obligation	747.92	576.22
b)	Interest Income on Plan Assets	586.83	474.12
c)	Net Interest Cost (Income)	161.09	102.10

Change in Present Benefit Obligation:

		31-03-2023	31-03-2022
a)	Present value of obligation as at the beginning of the period	10,684.66	8,536.57
b)	Interest Cost	747.93	576.22
c)	Service Cost	515.35	532.17
d)	Benefits Paid	-870.86	-613.19
e)	Total Actuarial (Gain)/Loss on Obligation	1,923.94	1,652.89
f)	Present value of obligation as at the End of the period	13,001.02	10,684.66

Actuarial (Gain)/Loss on Obligation:

		31-03-2023	31-03-2022
a)	Actuarial (Gain)/Loss on arising from Change in Demographic Assumption	--	--
b)	Actuarial (Gain)/Loss on arising from Change in Financial Assumption	625.17	632.56
c)	Actuarial (Gain)/Loss on arising from Experience Adjustment	1,298.77	1,020.33

Actuarial (Gain)/Loss on Plan Asset:

		31-03-2023	31-03-2022
a)	Expected Interest Income	586.83	474.12
b)	Actual Income on Plan Asset	709.45	459.92
c)	Actuarial gain /(loss) for the year on Asset	122.62	-14.20

Balance Sheet and related analysis:

		31-03-2023	31-03-2022
a)	Present Value of the obligation at end	13,001.02	10,684.66
b)	Fair value of plan assets	10,523.26	8,383.31
c)	Unfunded Liability/provision in Balance Sheet	-2,477.76	-2,301.35
d)	Unfunded liability recognized in Balance Sheet	-2,477.76	-2,301.35

North Eastern Electric Power Corporation Limited Shillong

The amounts recognized in the income statement:

		31-03-2023	31-03-2022
a)	Service Cost	515.35	532.17
b)	Net Interest Cost	161.09	102.09
c)	Expense recognized in the Income Statement	676.44	634.26

Other Comprehensive Income (OCI):

		31-03-2023	31-03-2022
a)	Net cumulative unrecognized actuarial gain/(loss) opening		
b)	Actuarial gain / (loss) for the year on PBO	-1,923.94	-1,652.89
c)	Actuarial gain /(loss) for the year on Asset	122.62	-14.20
d)	Unrecognized actuarial gain/(loss) at the end of the year	-1,801.32	-1,667.09

Change in plan assets:

		31-03-2023	31-03-2022
a)	Fair value of plan assets at the beginning of the period	8383.31	7024.04
b)	Actual return on plan assets	709.46	459.92
c)	Employer contribution	2,301.35	1,512.53
d)	Benefits paid	-870.86	-613.18
e)	Fair value of plan assets at the end of the period	10,523.26	8,383.31

Major categories of plan assets (as percentage of total plan assets):

		31-03-2023	31-03-2022
a)	Government of India Securities	--	--
b)	State Government securities	--	--
c)	High Quality Corporate Bonds	--	--
d)	Equity Shares of listed companies	--	--
e)	Property	--	--
f)	Funds Managed by insurer	100%	100%
g)	Bank Balance	--	--
	Total	100%	100%

Change in Net Defined Benefit Obligation:

		31-03-2023	31-03-2022
a)	Net defined benefit liability at the start of the period	2,301.35	1,512.53
b)	Service Cost	515.35	532.17
c)	Net Interest cost (Income)	1,923.94	102.09
d)	Re-measurements	1,801.32	1,667.09
e)	Contribution paid to the Fund	-2,301.35	-1,512.53
f)	Benefit paid directly by the enterprise	--	--
g)	Net defined benefit liability at the end of the period	2,477.76	2,301.35

Bifurcation of PBO at the end of year in current and non current:

		31-03-2023	31-03-2022
a)	Current liability (Amount due within one year)	930.19	693.90
b)	Non-Current liability (Amount due over one year)	12,070.83	9,990.76
	Total PBO at the end of year	**13,001.02**	**10,684.66**

Expected contribution for the next Annual reporting period:

		31-03-2023	31-03-2022
a)	Service Cost	711.25	682.41
b)	Net Interest Cost	183.35	161.10
c)	Expected Expense for the next annual reporting period	894.60	843.51

Sensitivity Analysis of the defined benefit obligation:

a) Impact of the change in discount rate		
	Present Value of Obligation at the end of the period	13,001.02
a)	Impact due to increase of 0.50 %	--
b)	Impact due to decrease of 0.50 %	--
b) Impact of Medical Cost Rate		
	Present Value of Obligation at the end of the period	13,001.02
a)	Impact due to increase of 0.50 %	--
b)	Impact due to decrease of 0.50 %	--

AWARD OF GOLD COIN ON RETIREMENT

Summary of results:

	Assets / Liability	31-03-2023
a	Present value of obligation	329.29
b	Fair value of plan assets	--
c	Net assets / (liability) recognized in balance sheet as provision	-329.29

Summary of membership data:

	As at	31-03-2023
a)	Number of employees	1766
b)	Total Monthly Salary (Lakhs)	N/A
c)	Average Past Service (Years)	24.31
d)	Average Age (Years)	50.75
e)	Average remaining working life (Years)	9.25

Economic Assumptions:

	31-03-2023
i) Discounting Rate	7.40%
ii) Gold Coin Escalation rate	6.50%

Demographic Assumption:

i) Retirement Age (Years)	60
ii) Mortality Table	IALM(2012-14)
iii) Ages	Withdrawal Rate (%)
Up to 30 Years	0.01%
From 31 to 44 years	0.03%
Above 44 years	0.06%

Actuarial Value:

Present value of obligation as at the end of period	329.29

Bifurcation of PBO at the end of year as per schedule III to the companies Act, 2013:

		31-03-2023
a)	Current liability (Amount due within one year)	10.17
b)	Non-Current liability (Amount due over one year)	319.12
c)	Total PBO at the end of year	329.29

Financial Liabilities

Note no.- 21 Current Borrowings

(₹ in lakhs)

	Particulars	As at 31st March 2023	As at 31st March 2022
	Current borrowings		
	Loan repayable on demand		
	From Banks - secured	14,542.85	7,500.00
	From Bank - Unsecured	7,511.51	16,812.43
	Total (A)	22,054.36	24,312.43
	Current maturities of non-current borrowings		
	Bonds - secured	62,000.00	65,850.00
	Foreign currency loans - secured	-	7,774.78
	Foreign currency loans - unsecured	6,571.82	6,208.96
	Bank loans - secured	21,800.00	17,500.00
	Total (B)	90,371.82	97,333.74
	G. Total (A + B)	1,12,426.18	1,21,646.17

(₹ in lakhs)

Notes to Current Financial borrowings - Borrowings		
I. Current borrowings:		
Working capital Facilties		
(i) State Bank of India, Shillong		
Working Capital Demand Loan (Net)	-	-
Secured against hypothecation of book debts and all other inventories of the company both present and future to the extent of drawal. The Working Capital Demand Loan (WCDL) sanctioned by SBI, Shillong on 16.07.2022. The interest is based on 91 days T-Bill plus spread. The last 91 days T-Bill plus spread as on 31.03.2023 is at the rate of 7.70% per annum. The tenor of the facility is valid upto 11.07.2023.	14500.00	7,500.00
Add: Interest accrued but not due	42.85	-
Working capital demand loan (Net)	14542.85	7,500.00
(ii) Axis Bank, Shillong		
The Unsecured Working Capital Demand Loan (WCDL) sanctioned by Axis Bank, Shillong on 14.03.2022 at the rate of prevailing Repo rate plus 175 bps. The last prevailing Repo rate plus 175 bps as on 31.03.2023 is 8.25% p.a. The tenor of the loan is upto 26th March'2024.	-	7,600.00
(iii) ICICI Bank, Shillong		
The Unsecured Working Capital Facilties in form of Short Term Loan (STL) sanctioned by ICICI Bank, Shillong on 23.08.2022 at the interest rate linked with Repo rate plus 1.25%. The last interest rate linked with Repo rate plus 1.25% as on 31.03.2023 is 7.75% p.a.The tenor of the loan is upto 07th August 2023.	-	3,000.00
(iv) Yes Bank	7,500.00	6,200.00
Add: Interest accrued but not due	11.51	12.43
Short Term Loan loan (Net)	7,511.51	6,212.43
Unsecured Working Capital Demand Loan (WCDL) sanctioned by YES Bank, Shillong on 28.04.2022. The WCDL sanctioned by the Yes Bank is at the rate of 91 days T-Bill plus spread. The last 91 days T-Bill plus spread as on 31.03.2023 is 7.80% p.a. The tenor of the facilities is valid till 21st Jan' 2024.		
Total	**22,054.36**	**24,312.43**

Particulars	As at 31st March 2023	As at 31st March 2022

II. Current maturities of non-current borrowings

(₹ in lakhs)

Particulars	As at 31st March 2023	As at 31st March 2022
I. SECURED BORROWINGS **A. PRIVATELY PLACED PSU BONDS** **a. Fifteenth issue** 10 years NEEPCO 9.15% Secured, Redeemable, Non-Convertible, Taxable Bonds of ₹ 10,00,000/- each, redeemable at 20% of face value on 25-03-2021; 25-03-2022; 25-03-2023; 25-03-2024 & 25-03-2025. (The assets of the Agartala Gas Turbine Project (original open-cycle plant) in Tripura, assets except the Gas Turbines & Steam Turbines in the Assam Gas Based Project, Assam, assets except Plant & Machinery in the generating station in the Ranganadi Hydro Electric Project, Arunachal Pradesh. and the landed property of the Corporation in the District of Mehsana, Gujarat have been charged	12,000.00	12,000.00
b. Fourteenth issue 10 years NEEPCO 9.60% Secured, Redeemable, Non-Convertible, Taxable Bonds of ₹ 10,00,000 each, redeemable at 20% of face value on 01-10-2020; 01-10-2021; 01-10-2022; 01-10-2023 & 01-10-2024 . (The assets attached to the earth as well as other movable assets of the Kameng Hydro Electric Project, Arunachal Pradesh and the landed property of the Corporation in the District of Mehsana, Gujarat have been charged by way of pari passu mortgage through a Trust Deed with the appointed Debenture Trustee).	50,000.00	50,000.00
c. Thirteenth issue 10 years NEEPCO 9.00% Secured, Redeemable, Non-Convertible, Taxable Bonds of ₹ 10,00,000/- each, redeemable at 20% of face value on 15-03-2019; 15-03-2020;15-03-2021, 15-03-2022 & 15-03-2023. (The Steam Turbines of the Assam Gas Based Power Plant, Assam and the landed property of the Corporation in the District of Mehsana, Gujarat have been charged by way of mortgage through a Trust Deed with the appointed Debenture Trustee).	-	1,450.00
d. Twelfth issue 10 years NEEPCO 9.25% Secured, Redeemable, Non-Convertible, Taxable Bonds of ₹ 10,00,000/- each, redeemable at 20% of face value on 27-06-2018; 27-06-2019;27-06-2020; 27-06-2021 & 27-06-2022. (All the Plant and Machinery in the Generating Station of the Ranganadi Hydro Electric Project, Arunachal Pradesh and the landed property of the Corporation in the District of Mehsana, Gujarat have been charged by way of mortgage through a Trust Deed with the appointed Debenture Trustee).	-	2,400.00
B. SECURED TERM LOANS **i. Rupee Loans:** **a. Medium Term Coporate Loan from Canara Bank** Secured by pari passu charge over assets of the Kameng Hydro Electric Power Project (600 MW) situated at Arunachal Pradesh. The loan is repayble in 16 structured quarterly installment after 1 year moratorium from first drawal on 03-02-2020.	12,500.00	12,500.00
b. Corporate Term Loan from Punjab National Bank **Medium Term Coporate Loan from PNB (Net)**		

Particulars	As at 31st March 2023	As at 31st March 2022
Secured by pari passu charge over assets of the Kameng Hydro Electric Power Project (600 MW) situated at Arunachal Pradesh. The loan is repayble in following quarterly installments after 2 years moratorium from first drawal: 12 equal installments of Rs. 17 crore each starting from 30.12.2022, 8 equal installments of Rs. 34 crore each starting from 30.12.2025 and 4 equal installments of Rs.93.50 crore each starting from 30.12.2027.	6,800.00	5,000.00
c. Rupee Term Loan from State Bank of India Secured by pari passu charge on the assets of the Kameng Hydro Electric Power Project (600 MW) situated at Arunachal Pradesh with other lenders. The loan is repayble in following quarterly installments after 2 years moratorium from the first date of drawal: Rs 25.00 Cr each at the end of the 9th to the 20th quarter; Rs 50.00 Cr each at the end of the 21st to 28th quarter; Rs 75.00 Cr each at the end of the 29th to 32th quarter.	2,500.00	-
External Commercial Borrowing [Secured by Hypothecation of all movable & immovable assets (including plant, machinery) created / to be created in respect of Tripura Gas Based Power Plant , Agartala and Agartala Gas Turbine Projects –Extension, Agartala. [SBI,Singapore has sanctioned 100 million US Dollar ECB loan @ interest rate of 3 months LIBOR plus 3.05% p.a. as margin (margin has been reduced to 2.75% p.a. w.e.f 20th March 2018]. The agreement was signed on 9.12.2013. The last drawal was on 4th June 2014 . The ECB loan is repayable in 39 equal quarterly installments w.e.f. 20.06.2014]	-	7,774.78
Sub-Total	**83,800.00**	**91,124.78**
II Unsecured Borrowings **Foreign Currency Loan** **Loan from Kfw, Germany** **(Gurarnteed by the Government of India)** (Loan of 80 million and 20 million EURO was sanctioned from KFW , Germany under the Indo-German Bilateral Development Cooperation Programme. The loan agreement 80 million and 20 million EURO was executed on 11th December 2008 & 20th December 2017 at fixed interest rate of 3.46 % p.a. & 0.85% p.a. respectively. The loan is guranteed by Govt of India. The last loan installment of 80 million EURO was received on 03.03.2016 & 20 million EURO was received on 16.08.2018. The loans are repayble in 30 equal half-yearly installments w.e.f. 30-12-2013 & 20 equal half-yearly installments w.e.f. 30-12-2020 respectively.)	6,571.82	6,208.96
Sub-Total	**6,571.82**	**6,208.96**
Sub total of borrowings	**90,371.82**	**97,333.74**
III Interest accrued but not due on:		
Bonds	5,941.46	6,415.08
Loans from Kfw	255.96	284.48
External Commercial Borrowing	-	11.20
Medium Term Loan	372.50	216.01
Subordinate Loan	-	-
TCS accrued but not due on sale of goods		-
Sub-total	**6,569.92**	**6,926.77**

Note no.- 21 A **Current Lease Liabilities** (₹ in lakhs)

Particulars	As at 31st March 2023	As at 31st March 2022
Lease liabilities	607.67	573.64
Total	**607.67**	**573.64**

Note no.- 22 **Trade Payables**

(₹ in lakhs)

Particulars	As at 31st March 2023	As at 31st March 2022
Total outstanding dues of micro enterprises and small entreprises	424.75	496.79
Total outstanding dues of creditors other than micro entreprises and small enterprises	18,715.71	21,660.19
Total	**19,140.46**	**22,156.98**

The trade payable includes payment for fuel cost for the month March 2023 and provisions made on contractors / suppliers for March 2023.

(₹ in lakhs)

Particulars	As at 31st March 2023	As at 31st March 2022
Creditors for supplies and services	19,140.46	22,156.98

The amount due to Micro and Small Enterprises as defined in the "The Micro, Small and Medium Enterprises Development Act, 2006" has been determined to the extent such parties have been identified on the basis of information available with the Company. The disclosures relating to Micro and Small Enterprises are as under:

(₹ in lakhs)

Description	As at 31st March 2023	As at 31st March 2022
i. The principal amount remaining unpaid to supplier as at the end of the year	424.75	496.79
ii. The interest due thereon remaining unpaid to supplier as at the end of the year	NIL	NIL
iii. The amount of interest paid by the buyer in terms of Section 16 of the MSMED Act, 2006 along with the amount of payment made to the supplier beyond the appointed date.	NIL	NIL
iv. The amount of interest due and payable for the period of delay in making payment (which have been paid but beyond the appointed day during the period) but without adding the interest specified under this Act	NIL	NIL
v. Amount of interest accrued and remaining unpaid.	NIL	NIL
vi. Amount of further interest remaining due and payable even in the succeeding years, until such date when the interest dues as above are actually paid to the small enterprises, for the purpose of disallowances as a deductible expenditure under Section 23 of MSMED Act.	NIL	NIL

The amount payable to MSME as on 31st March 2023 is not outstanding for more than 45 days from receipt of claims from the vendors & accordingly no interest is due on the said outstanding amount

Trade Payables ageing:

Particulars	As at 31st March 2023						
	Unbilled Dues	Not Due	Outstanding for following periods from due date of payment				Total
			Less than 1	1-2 Years	2-3 Years	More than 3	
A	B	C	D	E	F	G	H= B TO G
(i) MSME	335.27	89.48	-	-	-	-	424.75
(ii) Others	2,731.14	14,832.24	547.09	135.76	280.91	188.57	18,715.71
(iii) Disputed dues – MSME	-	-	-	-	-	-	-
(iv) Disputed dues – Others	-	-	-	-	-	-	-
Total	**3,066.41**	**14,921.72**	**547.09**	**135.76**	**280.91**	**188.57**	**19,140.46**

Particulars	As at 31st March 2022						
	Unbilled Dues	Not Due	Outstanding for following periods from due date of payment				Total
			Less than 1	1-2 Years	2-3 Years	More than 3	
A	B	C	D	E	F	G	H= B TO G
(i) MSME	493.41	3.38	-	-	-	-	496.79
(ii) Others	2,468.63	17,655.88	844.80	233.29	456.77	0.82	21,660.19
(iii) Disputed dues – MSME	-	-	-	-	-	-	-
(iv) Disputed dues – Others	-	-	-	-	-	-	-
Total	**2,962.04**	**17,659.26**	**844.80**	**233.29**	**456.77**	**0.82**	**22,156.98**

North Eastern Electric Power Corporation Limited Shillong

~1572~

Current Liabilities

Note no.- 23 Other Financial Liablities

(₹ in lakhs)

Particulars	As at 31st March 2023	As at 31st March 2022
I Interest accrued but not due on:		
Bonds	5,941.46	6,415.08
Loans from Kfw	255.96	284.48
External Commercial Borrowing	-	11.20
Medium Term Loan	372.50	216.01
Subordinate Loan	-	-
TCS accrued but not due on sale of goods		
Sub-total	**6,569.92**	**6,926.77**
II. Other liabilities		
(a) Payable for Capital Expenditure		
(i) Micro and small enterprises	287.39	558.13
(ii) Other than micro and small enterprises	13089.4	7,410.24
(b)Payables for employees Benefits	7481.11	2,204.21
(c) Other Provisions	68.52	0.91
(d) Interim Dividend current year	35000.00	-
Sub-Total	**55,926.42**	**10,173.49**
Total	**62,496.34**	**17,100.26**

Creditor for Capital expenditure represents amount payable to contractor in respect of work done & measured at the reporting date. Capital expenditure (other than MSME) includes an amount of Rs 437.27 lakhs (Previous year ₹ 1281.75 lakhs) payable for works relating to Deen Dayal Upadhaya Gram Jyotl Yogana.

Interim Dividend for the current F.Y. 2022-23 amounting to ₹ 35000.00 lakhs was approved in the 277th BoD meeting held on 16.03.2023. The same has been paid on 13.04.2023

The amount due to Micro and Small Enterprises as defined in the "The Micro, Small and Medium Enterprises Development Act, 2006" has been determined to the extent such parties have been identified on the basis of information available with the Company. The disclosures relating to Micro and Small Enterprises are as under:

Description	As at 31st March 2023	As at 31st March 2022
i. The principal amount remaining unpaid to supplier as at the end of the year	287.39	558.13
ii. The interest due thereon remaining unpaid to supplier as at the end of the year		
iii. The amount of interest paid by the buyer in terms of Section 16 of the MSMED Act, 2006 along with the amount of payment made to the supplier beyond the appointed date.		
iv. The amount of interest due and payable for the period of delay in making payment (which have been paid but beyond the appointed day during the period) but without adding the interest specified under this Act		
v. Amount of interest accrued and remaining unpaid.		
vi. Amount of further interest remaining due and payable even in the succeeding years, until such date when the interest dues as above are actually paid to the small enterprises, for the purpose of disallowances as a deductible expenditure under Section 23 of MSMED Act.		

The amount payable to MSME as on 31st March 2023 is not outstanding for more than 45 days from receipt of claims from the vendors & accordingly no interest is due on the said outstanding amount.

North Eastern Electric Power Corporation Limited Shillong

Note no.- 24 **Other Current Liabilities** (₹ in lakhs)

Particulars	As at 31st March 2023	As at 31st March
(a) Retention money from Contractors & Others	13426.51	13304.05
(b) Other Statutory Dues ::		
(i) Direct & Indirect Taxes Payables	819.57	977.70
(ii) Other Statutory Dues (CPF,LIP NESSS etc)	1400.89	1,297.84
(c) Advance from Beneficiaries	3660.06	1,342.73
(d)Advance from REC for Deen Dayal Upadhaya Gram Jyoti Yogana & Pradhan Mantri Sahaj Bijli Har Ghar Yojana	259.90	214.55
Total	**19566.93**	**17136.87**

(i) Retention money received from Contractors & others relates to security deposit , earnest money deducted from works/supply bill which will be settled on completion of work after defect liability period as stipulated by the terms of contract/supply order.

(ii) Direct & Indirect taxes includes TDS made as on 31st March 2023 & indirect tax like GST deducted from works/supply bill of March 2023 not due and not deposited upto the reporting date.

(iii) Other Statutory Dues Payable includes Corporation contribution to Provident fund, LIC premium deducted, Pension contribution, employees contribution to Provident fund and other deduction made during March not due & not deposited upto the reporting date.

Note no.- 25 **Short Term Provisions** (₹ in lakhs)

Particulars	As at 31st March 2023	As at 31st March
Employee benefits		
Gratuity	-	1,045.58
Medical benefit for retired employees	2,477.76	693.90
Leave encashment	16,392.78	13,855.16
Other retirement benefits	10.17	12.36
Total	**18,880.71**	**15,607.00**

The provision for employee benefits includes gratuity, Leave Encashment, Post retirement medical benefit, Gold Coin at retirement. The increase/ decrease in the carrying amount of the provision for the current year is mainly on account of net impact of incremental charge for current year and benefits paid in the current year.

1. Defined Contribution Plan

The Company participates in a number of defined contribution plans on behalf of relevant personnel. Any expense recognised in relation to these schemes represents the value of contributions payable during the period by them at rates specified by the rules of those plans. The only amounts included in the balance sheet are those relating to the prior months contributions that were not due to be paid until after the end of the reporting period. The major defined contribution plans operated by the Company are as below:

a) Provident fund

In accordance with Indian law, eligible employees of the Company are entitled to receive benefits in respect of provident fund, a defined contribution plan, in which both employees and the Company make monthly contributions at a specified percentage of the covered employees' salary.Company pays fixed contribution at predetermined rates to the Provident Fund Trust, which invests the fund in permitted securities as per Government guidelines. The Companies contribution to the fund for the year was ₹ 3367.77 lakhs (previous year ₹ 3414.12 lakhs).The investment has earned sufficient interest to pay the same to the member as per the rate specified by the Government of India.

North Eastern Electric Power Corporation Limited Shillong

b) Superannuation fund

In terms of the Guidelines of Department of Public Enterprise (DPE), Govt.of India (GOI) issued vide O.M. no.2(70)/08-DPE (WC) / GL-xiv/08 dt.26.11.2008 and OM. No. 2(70)/08-DPE (WC) / GL-vii/09 dt.02.04.2009, the Company has formulated the NEEPCO Employees Defined Contribution Superannuation Benefit Scheme.

The Companies contribution to the trust managing this scheme for the year was ₹ 2507.55 lakhs (previous year ₹ 2404.67 lakhs).

2. Defined benefit plans

a. Retiring gratuity

The Company has a defined benefit gratuity plan. Every employee who has rendered continuous service of five years or more is entitled to get gratuity at 15 days salary (15/26 x last drawn basic salary plus dearness allowance) for each completed year of service subject to a maximum of Rs. 20.00 lakhs, on superannuation, resignation, termination, disablement or on death. The liability for the same is recognized on the basis of actuarial valuation.

The Board of Directors in their meeting held on 01.04.2013 has approved the creation of Gratuity Fund Trust vide its Resolution No.195/16 dt.1.4.2013 in order to meet the requirement of funds for payment of Gratuity to the employees separated from the services of the Corporation. Accordingly NEEPCO Employees Group Gratuity Assurance Fund Trust has been constituted on 25th June'2013 and a Master Policy, named as North Eastern Electric Power Corporation Ltd Employees Group Gratuity –cum- Life Assurance (cash accumulation) Scheme, has been taken from the Life Insurance Corporation of India on 5th August 2013.

Transactions with LICI during FY 2022-23 for assessing fund balance as on 31.03.2023 are as per books of NEEPCO.

Details of Funded Assets with LIC ₹ in lakhs

Particulars	31.03.2023	31.03.2022
Opening Balance	18,643.54	18,171.16
Transactions during the year (Net Debit)	1,481.56	863.94
Interest earned during the year (Net Credit)	1,459.55	1,336.32
Closing Balance	**18,621.53**	**18,643.54**

b. Post –Retirement Medical Benefit scheme

The Company has a Contributory Scheme for Post –Retirement Medical Facilities for Superannuated Employees. Under the scheme the retired /deceased employee and spouse of retiree/deceased are provided medical facilities on contributory basis which is as follows:

Reimbursement of medical expenses incurred for indoor treatment restricted to the rates of nearest authorized / approved hospital.

For out-patient/ domiciliary treatment taken in empanelled hospitals, reimbursement are allowed for clinical tests , examination, cost of medicines and other OPD expenses at actual subject to a ceiling of maximum of last basic per annum, whichever is less.. The liability for the same is recognized on the basis of actuarial valuation.

c. Other retirement benefit on Superannuation

To nurture a good organizational culture and appreciate the sincere services rendered by the employee, the Corporation is providing a Gold Coin to the retiring employee on the date of retirement. The liability for the same is recognized on the basis of actuarial valuation.

3. Other Employee benefit

a. Leave

The Company provides for earned leave benefits (including compensatory absences) and half pay leave to the employees of the Company which accrue annually at 30 days and 20 days respectively. Earned leave account is maintained in one section only i.e. en-cashable. On Superannuation/ separation of the employee from the Corporation, entire leave (Earned leave & Maximum 240 days Half Pay Leave) subject to a ceiling of 300 days will be en-cashable. Half pay leave cannot be commuted. The cash equivalent payable for Half Pay Leave would be equal to leave salary as admissible for half pay plus Dearness Allowance.The liability for the same is recognized on the basis of actuarial valuation.

b. Social Security Scheme

The Company has a Social Security Scheme in lieu of compassionate appointment. The Company makes a matching contribution to the scheme. The objective of the scheme is to provide cash benefits to the dependent beneficiaries in the event of the death of an employee of the Company while in service including permanent total disablement leading to cessation of employment.

Note no.- 26 Other Non-Current Liabilities

(₹ in lakhs)

Particulars	As at 31st March 2023	As at 31st March
Deferred Revenue	22,802.18	24,395.95
Less : Adjusted during the year	1,592.91	1,597.96
Total	**21,209.27**	**22,797.99**

Note no.- 26A Deferred Revenue Current

(₹ in lakhs)

Particulars	As at 31st March 2023	As at 31st March 2022
a) Deferred Revenue arising from Government Grant	1,592.91	1,597.96
Add : Addition during the year	1,592.91	1,597.96
Less : Adjusted during the year	1,592.91	1,597.96
Sub- total	**1,592.91**	**1,597.96**
b) Deferred Foreign Currency Fluctuation liabilities	9,600.09	6,339.74
Total	**11,193.00**	**7,937.70**

Note on Government Grant (Ind AS 20)

NEEPCO's approved Accounting Policy includes policy of recognition and accounting of "Government grant" (para 14 of note 1 –Summary of Significant Accounting Policies).

Govt. of India has approved a Sub-ordinate loan amounting to ₹ 29196.42 Lakh to NEEPCO for implementation of Tuirial HEP with interest @1% per annum payable from the "Date of Commercial Operation" of the project. Of the aforesaid loan amount, NEEPCO has received ₹ 29096.42 lakh till 31.03.2015 and the balance ₹ 100.00 lakh has been received during the FY 2015-16. The loan amount (₹ 29096.42 lakh) received till 31.03.2015 has been recognized in books of NEEPCO as on 01.04.2015 (Ind AS Transition date) at its carrying value in compliance to the Ind AS 101 (Exception to the retrospective application). However, for the loan amount (₹ 100.00 lakh) received during the FY 2015-16, the benefit of the loan due to below market rate of interest (considered SBI base rate @9.70% effective as on Jun'15) amounting to ₹ 82.64 lakh has been treated as a govt. grant and recognized in the Books of NEEPCO accordingly.

Spares out of Grant in Aid

Total value of spares purchased out of "Grant in aid" received from the Central Govt. amounts to ₹ 3659.53 lakh and accordingly, recognized in books of Assam Gas Based. During the current period, repairs & maintenance has been debited and Stock of Spares under "Grant in aid" has been credited by an amount of ₹ 8.91 lakhs (Previous year ₹ 13.96 lakhs). An equivalent amount has been recognized as income in the statement of Profit & Loss during the year.

Grant from Ministry of Development of North Eastern Region

As per the Investment Approval sanctioned vide the Ministry of Power's letter no.7/7/2009-H-I dated 14th January'2011, an amount of ₹ 30000.00 lakh has been sanctioned by the Ministry of Development of North Eastern Region (MDONER) as a part of the approved funding pattern for the Tuirial Hydro Electric Project, Mizoram. The total amount of ₹ 300.00 crores are included in Grant in Aid which is subjected to amortisation during normative useful life of the project since its commissioning. Amount amortized during the FY 2022-23 amounts ₹ 1584.00 lakhs (Previous year ₹ 1584.00 lakhs). An equivalent amount has been recognized as income in the statement of Profit & Loss during the year.

Note no.- 27 **Revenue from Operations**

(₹ in lakhs)

Particulars	For the year ended 31-Mar-23	For the year ended 31-Mar-22
Sale of Energy	3,49,174.31	2,41,233.75
Sale of Energy through trading	91,844.22	64,842.06
Electricity Duty	-	-
Revenue from DSM	3,962.75	2,278.42
Revenue from RRAS	1,254.35	256.87
Others ::		
FERV (Net) from the beneficairies	467.51	405.38
NERLDC Fees & Other Charges from the beneficiaries	596.86	474.78
Sale of Electricity (Net)	**4,47,300.00**	**3,09,491.26**
Other operating Revenue ::		
Interest from the beneficiaries	6,762.37	9,595.11
Recognition from deferred revenue - Govt. grant	1,592.90	1,597.96
Net Revenue from Operation	**4,55,655.27**	**3,20,684.33**

a. Sale of Power is accounted for based on tariff approved by the Central Electricity Regulatory Commission (CERC). In case of power stations where final tariff is yet to be approved by CERC, the sale of energy is provided for on the basis of provisional rate considering the Annual Fixed Cost submitted before the CERC through Tariff Petition as per the principles enunciated in the Central Electricity Regulatory Commission (Terms & Conditions of Tariff) Regulations 2019. For projects for which neither CERC approved tariff is available nor petition pending with the CERC, sale of energy is accounted for on the basis of tariff as agreed by the beneficiaries. Revenue from sale of power includes sales delivered to customers but not yet billed, commonly referred to as "Unbilled revenue".

b. Sale of energy includes ₹ 10045.51 lakhs (previous year ₹ 10279.34 lakh) being the revenue for the year recognised based on Annual Fixed Cost as per petition submitted to CERC pending issue of orders.

c. Sale includes ₹ 9940.46 lakhs (Previous year ₹ 11221.72) on account of earlier years sales arising out of finalization of tariff in current year. Further, Sales includes Rs. 6725.64 lakhs allowed by CERC vide their order dated 23.01.2023 for reimbursement of expenses on account of Gratuity (Amendment) Act 2018.

d. In terms of regulation. 67 of the CERC (Terms and conditions of Tariff) Regulations,2019, deferred tax liabilities for the period upto 31st March, 2009 whenever they materialise shall be recoverable directly by the generating companies or transmission licensees or from the beneficiaries or long term transmission customers/DICs, as the case may be. Accordingly, sales for the year ended 31.03.2023 inludes ₹1452.02 lakhs (after adjustment of ₹ 0.45 lakhs relating to the financial year 2021-22) (Previous FY 2021-22 amounts to ₹ 1310.82 lakhs).

e. During the year ended 31.03.2023, NEEPCO recognized revenue amounting to Rs. 9940.46 lakh as "Sale of energy" and Rs.6762.37 lakhs as "Interest from the beneficiaries" on account of truing up tariff orders for the control periods 2014-19 and tariff orders for 2019-24 issued by the CERC. The said revenue under "Sale of energy" includes DHPS (Rs. 2134.08 lakhs), Khangdong Stg II (Rs. 119.14 lakhs), KHPS (Rs. 1266.63 lakhs), PLHPS (Rs. 6171.87 lakhs), TGBPS (Rs. - 1158.72 lakhs) and PHPS (Rs. 1407.46 lakhs). Further, "Interest from beneficiaries" includes DHPS (Rs. 755.64 lakhs), Khangdong Stg II (Rs. 205.31lakhs), KHPS (Rs. 1704.12 lakhs), PLHPS (Rs. 3202.02 lakhs), TGBPS (Rs. 578.06 lakhs) and PHPS (Rs. 317.22 lakhs). In addition, provisional revenue recognized in Books of NEEPCO during the year ended 31.03.2023 as per the Company's Accounting Policy in case of power stations where final tariff for the control period 2019-24 is yet to be approved by CERC amounts to RS. 10045.51 lakhs.

f. DSM and RRAS is accounted upto the period of the financial year 2022-23, as per the weekly statements issued by the NERPC.

g. During the current financial year, merchant power (347 MW) generated by Kameng (600 MW) HPS has been sold/traded through NTPC Vidyut Vyapar Nigam Ltd (NVVN) under bi-lateral agreement as well as on "Day ahead" and "Real time" markets. Further, NEEPCO has traded available power under "Un-requisitioned surplus (URS)" for its power plants on "Day ahead" and "Real time" markets.

North Eastern Electric Power Corporation Limited Shillong

Note- 28 Other Income

(₹ in lakhs)

Particulars	For the year ended 31-Mar-23	For the year ended 31-Mar-22
Other non-operating income (net of expenses directly attributable to such income)		
Interest on deposit with banks	526.77	155.93
Other Misc Receipts	357.58	5,126.98
Liability/Provision written back		
Obsolete spares		
Others	7.77	67.92
Filling fees	71.46	67.22
Delayed Payment Surcharge from the beneficiaries	545.68	4,148.80
Sub Total	**1,509.26**	**9,566.85**
Other gains and losses		
Gain /(loss) on disposal of PPE	2.93	0.07
	1,512.19	**9,566.92**
Less : Transferred to Expenditure during construction Note 34 (E)	103.96	54.58
TOTAL	**1,408.23**	**9,512.34**

(i) Other Misc. Receipts includes transit hostel rent, recoveries from contractors, EMD forfeited, income from project consultancy, recoveries of rents from residential/non-residential building, interest from employees on loans, other recoveries from contractor/suppliers, sale of tender paper etc.

(ii) Liability/Provision written back - others consists of excess provision in respect of accounts payable, retention money etc.

Note no.-29 Fuel Cost

(₹ in lakhs)

Particulars	For the year ended 31-Mar-23	For the year ended 31-Mar-22
Purchase of Gas	1,44,849.84	57,354.86
Transportation charges for Gas	2,837.58	6,134.10
TOTAL	**1,47,687.42**	**63,488.96**

Note- 30 Employees Remuneration and Benefit Expenses

(₹ in lakhs)

Particulars	For the year ended 31-Mar-23	For the year ended 31-Mar-22
Salary & Wages	42,561.99	38,340.60
Contribution to Provident Fund	3,536.48	3,414.12
Gratuity	1,013.86	1,166.02
Contribution to NEDCSS	2,338.92	2,404.67
Leave Encashment	5,770.72	3,315.11
Staff welfare expenses	136.41	91.60
Post Retirement Medical Benefit	676.44	634.26
Total	**56,034.82**	**49,366.38**
Amount transferred to IEDC - Note 34(A)	4,628.68	2,848.30
Carried forward to Statement of Profit & Loss	**51,406.14**	**46,518.08**

1.Interest subsidy on House Building Advance is payable to the eligible employees subject to submission of their application duly following the prescribed procedure & acceptance of the same by the competent authority. Accordindingly interest subsidy are recognised in the books of accounts based on actual payment basis as allowed by the appropriate authority.

2. Employees' remuneration and benefits include the following for the Directors including the Chairman & Managing Director.

Particulars	Current year (2022-23)	Previous year (2021-22)
Salary and allowances	88.54	194.7
Contribution to Provident Fund and other funds	13.11	27.91
Other benefits	35.91	67.12
Total	**137.56**	**289.73**

3. Staff welfare expenses includes employees Post reirement medical benefits, other service welfare benefits (gold coin, interest subsidy on House building loan, lease accomodation etc.)

Note- 31 Finance Costs

(₹ in lakhs)

Particulars	For the year ended 31-Mar-23	For the year ended 31-Mar-22
A.Interest Expenses		
i) Interest on Cash Credit & Working capital demand loan	427.69	1,586.51
ii) Interest on ECB Loan	444.69	536.77
iii) Interest on Bonds	38,873.73	44,226.41
iv) Exchange Rate Fluctuation-Loss/(Gain)	757.22	(233.40)
v) Interest on Kfw Loan	1,075.22	1,248.54
vi) Interest on Short term Borrowing	-	-
vii) Interest on Loans from G.O.I	291.96	291.96
viii) Interest on Medium & Corporate Term Loan	13,854.76	9,997.54
ix) Interest Expense - Asset under Lease	125.94	130.13
x) Interest expenses - Others	204.91	-
B. Finance Charges		
Guarantee fee on foreign Loan net of EIR	540.81	632.58
C.Other Borrowing Costs	164.02	69.02
Total	**56,760.95**	**58,486.06**
Amount transferred to IEDC - Note 34(B)	3,093.82	287.27
Amount carried forward to Statement of Profit & Loss	**53,667.13**	**58,198.79**

Note- 32 Depreciation and Amortisation Expenses

(₹ in lakhs)

Particulars	For the year ended 31-Mar-23	For the year ended 31-Mar-22
PPE Depreciation(Note No- 2)	82,828.51	80,241.99
Intangible Assets (Note No-4)	845.29	566.75
Sub total	**83,673.80**	**80,808.74**
Amount transferred to IEDC - Note 34 (C)	123.64	26.80
Carried forward to Statement of Profit & Loss	**83,550.16**	**80,781.94**

Note no.-33 Other Expenses

(₹ In lakhs)

Particulars	For the year ended 31-Mar-23	For the year ended 31-Mar-22
GENERATION EXPENSES		
Repairs & maintenance :		
Roads & buildings	3,150.11	3,434.54
Power house	9,317.43	9,152.34
Hydraulic works	1,312.46	1,362.42
Line & sub-stations	452.99	226.68
Others	993.18	802.50
Stores & spares (against Grant-in-Aid)	8.91	13.96
Sub Total	15,235.08	14,992.43
ADMINISTRATION EXPENSES		
Travelling expenses	564.83	291.49
Advertisement expenses	90.48	0.57
Insurance charges	8,128.30	7,916.74
Rents	173.99	182.84
Rates & taxes	19.13	32.46
Entertainment expenses	34.74	23.79
Audit fees & expenses	18.46	16.96
Transport expenses	1,461.56	1,122.90
Hire Charges	1.98	0.88
Printing & stationery	61.28	50.45
Postage	3.37	2.81
Medical expenses	1,379.43	1,235.18
Licence & registration	33.91	36.13
Newspaper & periodicals	1.44	1.87
Uniforms & liveries	1018.08	6.06
Honorarium	2.26	0.13
Electricity charges	478.55	539.63
Bank charges	237.10	18.12
Social welfare	1,245.30	1,035.23
Consultancy charges	509.19	389.43
Professional Charges	96.52	45.52
Security arrangement	4,219.78	3,929.79
Training expenses	211.63	123.82
Staff recruitment expenses	0.27	38.78
Hospital facilities	85.10	65.06
Subscription & membership fees	240.81	25.82
Communication expenses	179.85	144.61
Office furnishing	15.50	5.11
Miscellaneous expenses	986.79	227.67
I.B. expenses	376.22	318.76
Laboratory & meter testing charges	3.50	1.61
Environment & Ecology	176.44	120.59
Photographic records	0.56	0.42
Loss of Stock/Advance written off	18.56	135.59
EDP Expenses	950.24	438.17
Loss on sale of fixed Assets	16.66	71.89
Employee Family Economic Rehab Scheme	422.42	258.88

North Eastern Electric Power Corporation Limited Shillong

Particulars	For the year ended 31-Mar-23	For the year ended 31-Mar-22
Incidental Expenditure Saubhaghya	-	-
Assets written off Damaged/un-traceable	179.80	75.81
Compensation	14.68	-
Board meeting expenses	52.83	9.17
Publicity expenses	203.12	617.77
Legal charges	522.24	265.32
Filing fees to CERC	95.28	102.79
NERLDC Fees & Charges	731.07	595.35
Research & Development Expenses	59.88	15.20
Corporate Social Responsibility & SD	508.78	556.66
Swachh Bharat	4.71	0.20
RRAS- Expenditure	4,303.86	405.42
Interest to beneficiary states	-	1,078.51
Trading Expenses	5,285.14	6,010.56
Energy Conservation expenses	-	-
Tender expenses	-	-
Covid 19 Expenses	13.46	119.02
Interest On Late Payment	295.56	
Sub Total	**35,734.64**	**28,707.52**
Other Expenses		
Lubricants, oil etc	-	-
Electricity Duty	416.49	218.76
DSM payable	636.87	311.66
Transmission Charges	-	33.77
PM Kusum	311.48	-
Roof-Top Solar Programme	170.71	-
Azadi Ka Amrit Mahotsav	86.76	-
Provision for Write off	4,852.11	3,996.80
Sub Total	6,474.42	**4,560.99**
	57,444.14	**48,260.94**
Less : Trasferred to Expenditure during Construction Note No -34 (D)	**4,542.09**	**2,436.86**
Total	**52,902.05**	**45,824.08**

Details in respect of Audit Expenses (₹ in lakhs)

Particulars	For the year ended 31-Mar-23	For the year ended 31-Mar-22
As Auditor:		
Audit Fee	10.80	10.80
Tax Audit Fee	-	-
Limited Review	6.48	6.16
In other capacity:		
Other Services (Certification fee)	1.18	-
Reimbursement of Expenses		
Total	**18.46**	**16.96**

Provision for write off (₹ in lakhs)

Particulars	For the year ended 31-Mar-23	For the year ended 31-Mar-22
Assets	1,000.15	3,994.56
Impairment of Investment	-	-
Inventories	0.13	2.24
Unserviceable capital works	-	-
Doubtful advance/receivable	3,851.83	-
Total	**4,852.11**	**3,996.80**

North Eastern Electric Power Corporation Limited ★ Shillong

Note no.- 34

INCIDENTAL EXPENDITURE DURING CONSTRUCTION

(₹ in lakhs)

Particulars	Note No.	For the year ended 31-Mar-23	For the year ended 31-Mar-22
A. Employees benefit Expenses			
Salary & Wages		3,599.08	2276.67
Contribution to Provident Fund		288.63	186.19
Gratuity		62.02	69.1
Employees Pension		193.62	132.98
Leave Encashment		476.22	178.34
Staff welfare expenses		9.11	5.02
Post Retirement Medical Benefit			
Total (A)	30	**4,628.68**	**2,848.30**
B. Interest and Finance expenses capitalized			
Interest on Bonds		-	-
Interest on Short term Borrowing		-	-
Interest on Medium & Corporate Term Loan		3,075.67	286.09
Interest Expense - Asset under Lease		17.04	0.78
Other Borrowing Costs		1.11	0.40
Total (B)	31	**3,093.82**	**287.27**
C. Depreciation	32	**123.64**	**26.80**
D. Adminstration & other expenses			
Travelling expenses		46.50	23.60
Rents		38.05	44.54
Rates & taxes		0.17	1.16
Transport expenses		221.29	94.73
Printing & stationery		6.42	2.57
Postage & telegram		0.27	0.07
Medical expenses		98.17	45.44
Licence & registration		1.67	1.11
Paper & periodicals		0.01	0.12
Uniforms & liveries		72.04	0.22
Electric & water charges		165.23	11.95
Bank charges		4.87	0.03
Social welfare		1.00	0.72
Consultancy charges		92.64	38.21
Security arrangement		665.84	37.23
Hospital facilities		7.58	
Communication expenses		13.00	0.95

Particulars	Note No.	For the year ended 31-Mar-23	For the year ended 31-Mar-22
Office furnishing		2.04	
Miscellaneous expenses		347.95	12.23
I.B. expenses		11.50	0.35
I T Expenses		19.44	11.53
Loss on sale of fixed Assets		-	-
Repairs & maintenance		-	-
Roads & Building		285.65	809.11
Plant & equipment		1144.09	742.27
Others		478.49	13.34
Environment & Ecology		-	4.85
Filing fees to CERC		-	-
Energy Conservation expenses		-	-
Legal expenses		-	-
Insurance charges		800.57	539.46
Entertainment expenses		0.51	0.31
Tender expenses		-	-
Covid-19 Expenses		0.10	0.23
Training Expense		17.00	0.53
Sub total (D)	33	**4,542.09**	**2,436.86**
Total (A + B + C + D)		**12,388.23**	**5,599.23**
E. Less : Non-operating receipts			
Interest from advances		0.13	0.42
Hire charges		-	-
Transit hostel recoveries		-	-
Recovery of Rent		1.78	1.74
Miscelleneous Income		102.05	52.42
Total (E)		**103.96**	54.58
Net Expenditure		12,284.27	5,544.65
Expenditure transferred to Capital Work-in-Progress	3	**12,284.27**	**5,544.65**

Miscelleneous income includes recoveries from contractor, sale of tender paper,amortisation of Computer advance & furniture advance etc.

Note no.- 35 EARNINGS PER SHARE

The following table reflects the income and shares data used in the basic and diluted earnings per share computations.

(₹ in lakhs)

	Particulars	For the year ended 31-Mar-23	For the year ended 31-Mar-22
(a)	**Profit after tax & before regulatory Deferral Accounts (₹ in lakhs)**	34,206.32	14,888.10
(b)	**Profit after tax & after regulatory Deferral Accounts (₹ in lakhs)**	39,688.79	21,228.69
	Less: Amount to be paid for diluted portion (net of tax)		
	Profit attributable to ordinary shareholders - for Basic EPS	39,688.79	21,228.69
	Profit attributable to ordinary shareholders - for Diluted EPS	39,688.79	21,228.69
(c)	Weighted average no. of Ordinary Shares for Basic EPS	3609810400	3609810400
	Weighted average no. of Ordinary Shares for Diluted - EPS	3609810400	3609810400
(d)	Nominal value of Ordinary Shares (₹)	10.00	10.00
(e)	Earnings per equity share before regulatory Deferral Accounts :		
	(i) Basic (in ₹) (Not Annualised)	0.95	0.41
	(ii) Diluted (in ₹)	0.95	0.41
(f)	Earnings per equity share after regulatory Deferral Accounts :		
	(i) Basic (in ₹) (Not Annualised)	1.10	0.59
	(ii) Diluted (in ₹)	1.10	0.59

Note no.- 36 CONTINGENT LIABILITIES AND COMMITMENTS (TO THE EXTENT NOT PROVIDED FOR)

(₹ in lakhs)

Particulars	As at	
	31-Mar-23	31-Mar-22
Contingent liabilities :		
Claims against the Company not acknowledged as debt in respect of:		
- Pending litigation against Capital Works	2,75,242.36	1,61,370.11
- Land compensation cases	2,365.00	2,806.00
- Disputed Income tax demand	27,614.24	46,889.39
- Others #	19,239.00	15.00
Total	3,24,460.60	2,11,080.50
Commitments :		
Estimated amount of contracts remaining to be executed on capital contracts and not provided for (net of advances and deposits)	-	-
Property , Plant & Equipment	37,718.70	16,030.42

(i) Claims against the company not acknowledged as debts as on March 31,2023 include demand from the Income tax authorities for payment of tax of ₹ 27614.24 lakhs upon completion of their tax assessment for the A.Y. 2015-16 amounting to ₹ 11381.61 lakh, A.Y. 2016-17 amounting to ₹ 9112.52 lakh, A.Y. 2020-21 amounting to ₹ 1992.06 lakh, Probable tax liability relating to DPS pending before High Court,Meghalaya and ITAT amounting to ₹ 5120.85 lakh and demand from Customs, Excise and Service Tax Appellate Tribunal (CESTAT) for payment of ₹ 7.20 lakhs in respect of Service Tax.

#Others consists of various cases pending due to court procedure related to gratuity amounting to Rs 15.00 lakhs, EPF amounting to Rs 61.00 lakhs and writ petition challenging termination notice passed by the Commissioner / Secretary (Power) Government of Arunachal Pradesh of New Meling HEP and Sew Nafra Power Corporation Ltd. against contracts awarded amounting to Rs 18163.00 lakhs

(ii) There are few cases pending before the Arbitration Tribunal / Courts, for which amount of claims are yet to be acsertained.

(iii) The company is contesting the demand and the management including its tax advisors believes that its position will likely be upheld in the appellate process.The management believes that the ultimate outcome of these proceedings will not have a material adverse effect on the Company's financial position and results of operations.

(iv) The Company is subject to legal proceedings and claims, which have arisen in the ordinary course of business. The Company's management does not reasonably expect that these legal actions, when ultimately concluded and determined, will have a material and adverse effect on the Company's results of operations or financial condition.

Note no. 37 Movement in Regulatory Deferral Accounts Balances

Nature of Rate Regulated Activities

The company is primarily engaged in the business of generation and sale of electricity. The tariff based on which the Company bill to its beneficiaries for electricity sold to them is determined by the Central Electricity Regulatory Commission (CERC) in compliance to the CERC (Terms and Conditions of Tariff) Regulations, as applicable from time to time.

The said regulations allow the Company to recover its costs for providing the goods or services plus a fair return.

Recognition and measurement

• During determination of Annual Fixed Cost (AFC) of the Tuirial Hydro Electric Project (TrHEP) of North Eastern Electric Power Corporation Ltd (NEEPCO) for the control period of 2019-2024 by the Central Electricity Regulatory Commission (CERC), order for which issued on 16.04.2021, the Hon'ble Commission has allowed depreciation @2% based on the petition submitted by NEEPCO for the said purposes in line with the decision of the Public Investment Board (PIB) of the Govt. of India during meeting dated 04.06.2010 held for considering RCE of the project (TrHEP).

• The rates and methodology as per the CERC tariff regulations based on which depreciation for TrHEP has been calculated and charged to the Statement of Profit & Loss of NEEPCO for the period under consideration vary from that allowed to recover through tariff as per the CERC order. Due to higher rate of depreciation as per the CERC regulations, depreciation charged to the Statement of Profit & loss Account for the first 12 (twelve) years of operation TrHEP since its Date of Commercial Operation (COD) will be more than that of the depreciation recoverable through tariff, which will be reversed in future periods during remaining period of normative life of the generating station. Accordingly, the lower depreciation realized as "Revenue" for the generating station during the earlier period of its operation will be recovered/adjusted during later period.

• In view of above, the difference of depreciation to the extent recoverable/adjustable in future period has been recognized on an undiscounted basis as "Regulatory deferral account debit/credit balances" by credit/debit to the "Movement of Regulatory Deferral Account Balances".

• "Regulatory deferral account debit balances" recognized on account of the above during the year ended 31.03.2023 is as follows:

Particulars	Amount (₹ in lakhs)
Depreciation as per CERC Schedule of rates	6,896.90
Depreciation @2% as allowed by CERC vide the tariff order dated 09.10.2018	2,783.29
Difference (Recognized as "Regulatory Deferral balances")	**4,113.61**

Regulatory Deferral Account balances in respect of Employees benefits expenses for Gratuity:
Ministry of Labour and Employment vide their Gazette notification dated the 29th March 2018 has notified the Payment of Gratuity (Amendment) Act, 2018 (12 of 2018) and thus has increased the limit of gratuity upto ₹ 20.00 (Twenty) lakh from the existing ₹ 10 (Ten) lakh.
Regulation 8 (3) of the CERC (Terms and conditions of Tariff) Regulations 2014 provides that "The Commission shall carry out truing up of tariff of generating station based on the performance of following Uncontrollable Parameters:

i) Force Majeure;, ii) Change in Law; and iii) Primary Fuel Cost.

The increase in gratuity expenses due to enhancement of limit upto ₹20.00 lakh as per the Payment of Gratuity (Amendment) Act, 2018 falls under the category of "Change in law",
Accordingly, an amount of ₹ 4793.47 lakh to the extent expected as recoverable from the beneficiaries in subsequent period as per CERC Tariff Regulations recognized as "Regulatory Deferral Account Balances" in books of NEEPCO (the Company) as on 31.03.2018. The Central Electricity Regulatory Commission (CERC) vide order dated 23.01.2023 in NEEPCO's petition no. 718/MP/2020 has allowed reimbursement of the impact of the aforesaid enhancement of gratuity limit as "Additional O&M expenses" for the control period 2014-19. Accordingly, the amount allowed by the Hon'ble Commission has been recognized under "Revenue from operation" with reversal of ₹ 4793.47 lakh lying under "Regulatory Deferral Account balances" during the FY 2022-23 in respect of Employees benefits expenses for Gratuity.

Regulatory Deferral Accounts Balances in respect of deferred adjustment on Deferred Tax Liabilities for projects under operation:

NEEPCO has long term Power Purchase Agreement (PPA) with the States of the North Eastern Region (referred to as the 'Beneficiaries') for selling electricity generated from its generating stations in operations. Tariff for generating stations of NEEPCO are determined by the Central Electricity Regulatory Commission (CERC) in compliance to their notified tariff regulations issued from time to time. As per the CERC Tariff Regulations 2019, ROE is grossed up with effective tax rate as applicable for the respective financial year. Accordingly, deferred tax accrued during the year on income generated from sale of electricity and further adjustable/reversal in future periods when the related deferred tax liability will form a part of current tax & recoverable from the beneficiaries has been accounted as "Deferred tax adjustment against deferred tax liability", which has been recognized as "Regulatory income" and presented as a movement in "Regulatory Deferral Accounts Balance" as a separate line item in compliance to the relevant provisions of Ind AS 114.

Regulatory Deferral Account balances due to reclassification of deferred tax recoverable from beneficiaries

As per Regulation 67 of the CERC (Terms and Conditions of Tariff Regulations) 2019, Deferred tax liabilities for the period upto 31st March, 2009 whenever they materialise shall be recoverable directly by the generating companies or transmission licensees from the then beneficiaries or long term customers, as the case may be. Till 31st March, 2019 the deferred tax recoverable from beneficiaries in future years was presented as an adjustment to deferred tax liability and was not recognised as "Regulatory Deferral Accounts balances". The same has been reviewed during the FY 2022-23 in line with Ind AS 114 and has been reclassified as Regulatory Deferral Account balance. The regulated assets (+)/liability (-) recognized in the books to be recovered from or payable to beneficiaries in future periods are as follows:

(₹ In lakh)

Sl. No.	Particulars	Regulatory Deferral Account Balances
A	Opening balance as on 01.04.2022	38,623.96
B	Addition during the Financial Year ended 31.03.2023	-
C	Amount collected (-)/refunded (+) during the period	(1,452.47)
D	Regulatory income/(expense) recognized in the Statement of Profit and Loss (B-C)	(1,452.47)
E	Closing balance as on 31.03.2023 (A+D)	37,171.49

Regulatory Deferral Account balances in respect of exchange differences on Foreign Currency Monetary items

Para 28 of the Ind AS 21-"The Effects of Changes in Foreign Exchange Rates" provides that exchange differences arising on the settlement of monetary items or on translating monetary items at rates different from those at which they were translated on initial recognition during the period or in previous financial statements shall be recognised in profit or loss in the period in which they arise. Further, para D13 AA of the Ind AS 101 – "First-time Adoption of Indian Accounting Standards" provides for a first-time adopter may continue the policy adopted for accounting for exchange differences arising from translation of long-term foreign currency monetary items recognised in the financial statements for the period ending immediately before the beginning of the first Ind AS financial reporting period as per the previous GAAP. Accordingly, for periods beginning on or after 01.04.2016, all exchange differences arising on translation/ settlement of monetary items other than exchange difference on borrowings to the extent treated as an adjustment to interest cost during construction period are to be charged to the Statement of Profit and Loss. Regulation 69 of of the CERC (Terms and Conditions of Tariff) regulations provides that every generating company and the transmission licensee shall recover the foreign exchange rate variation on year-to-year basis as income or expense in the period in which it arises.

Regulatory deferral accounts debit balance - Note 16 recognized :

The regulatory assets recognized in the books to be recovered from the beneficiaries in future periods are as follows:

(₹ in lakhs)

Particulars	As at 31st March 2023	As at 31st March 2022
A. Opening Balance	92,344.55	84,384.08
B. Movements during the year due to (i) Turial Depreciation ₹ 4113.61 lakhs (ii) Deferred Tax Adjustment against Deferred Tax Liability ₹ 10542.90 lakhs. (iii) Deferred Tax Recoverable ₹ (1452.47) Lakhs (iv) Employee Benefit- Gratuity ₹ (4793.47) Lakhs (v) Exchange Difference ₹ (1459.91) Lakhs	6,950.66	7,960.47
C. Amount Collected / refunded during the year	-	-
D. Regulatory Deferral Account Balances recognized in the Statement of Profit & Loss (B-C)	6,950.66	7,960.47
E. Closing Balance (A+D)	**99,295.21**	**92,344.55**
F) Net movements in regulatory deferral account balances (I)	**6,950.66**	**7,960.47**
G) Tax on net movements in regulatory deferral account balances (II)	**1,468.19**	**1,619.88**
H) Total amount recognised in the statement of profit & loss during the year (I - II)	**5,482.47**	**6,340.59**

Rate of return/Discounting rate considered for recognition of Regulatory Deferral Account Balance is "Zero".
Risk/uncertainty associated with future recovery of Regulatory Deferral Account Balances

• **Demand risk:** Recovery of regulatory deferral balances are subjected to billing to its beneficiaries and accordingly associated with related normal risks, such as, attitude of the customers towards settlement of their dues, availability of alternate source of supply etc.

• **Regulatory risk:** On account of Changes, if any, in Regulations and submission or approval of a rate setting application or the entity's assessment on the expected future regulatory actions.

Period over which expected to recover

• **Others:** The Company is expected to recover/adjust the carrying amount of the regulatory deferral account balances over the period of normative useful life of the projects/generating stations.

Note no.- 38: Related party disclosures

The required information with respect to Related Party Disclosure as per Ind AS-24 is given as under:

(a) LIST OF RELATED PARTIES

A. HOLDING COMPANY : NTPC Ltd

Government of India held 100% ownership interest in NEEPCO Ltd till 26th March 2020. However, acquisition of entire equity stake of Government of India in NEEPCO Ltd by NTPC Ltd completed on 27th March 2020 through share transfer in persuant to share purchase agreement dt. 25th March 2020 between Government of India & NTPC Ltd. NTPC Ltd holds 100% ownership interest in NEEPCO Ltd including & as on 31st March 2023.

B. Joint Ventures :

KSK Dibbin Hydro Power Private Limited, 8-2-293/82/A/431/A, Road No.22, Jubilee Hills, Hyderabad – 500 033, India. NEEPCO Ltd.holds 30% of share in this Joint Venture.

C. Names of the Companies /bodies corporate which are subsidiaries / Joint Ventures of the Holding Company

1. Nabinagar Power Generating Company Limited
2. NTPC Mining Limited
3. NTPC Vidyut Vyapar Nigam Limited
4. NTPC EDMC Waste Solutions Private Ltd.
5. Bhartiya Rail Bijlee Company Limited
6. Patratu Vidyut Utpadan Nigam Limited
7. Meja Urja Nigam Private Limited
8. Kanti Bijlee Utpadan Nigam Ltd.
9. NTPC Electric Supply Company Ltd.
10. THDC India Limited
11. Energy Efficiency service Ltd.
12. Hindustan Urvarak & Rasayan Limited
13. NTPC Renewable Energy Ltd.
14. Ratna giri Gas & Power Private Ltd.
15. TUSCO Limited
16. Utility Powertech Ltd
17. NTPC-GE Power Services Private Ltd.
18. NTPC-SAIL Power Company Ltd.
19. NTPC Tamil Nadu Energy Company Ltd
20. Aravali Power Company Private Ltd.
21. NTPC BHEL Power Projects Private Ltd.
22. Transformers and Electricals Kerala Ltd.
23. National High Power Test Laboratory Private Ltd.
24. CIL NTPC Urja Private Ltd.
25. Anushakti Vidhyut Nigam Ltd.
26. Trincomalee Power Company Ltd
27. Bangladesh-India Friendship Power Company Private Ltd
28. NTPC Green Energy Limited
29. Tredco Rajasthan Limited
30. NHDC Limited

D. COMPANIES IN WHICH DIRECTORS ARE DIRECTORS

1. NHPC Limited
2. North East India Ayush Consortium Ltd.
3. Loktak Downstream Hydro-electric Corporation Ltd.

E. DIRECTORS & KEY MANAGERIAL PERSONNEL OF NEEPCO

(i) Whole time Directors :

1 Shri R.K.Vishnoi	Holding additional charge of CMD & D(T) w.e.f. 02.06.2022
2 Shri V K Singh	Chairman & Managing Director upto 31.05.2022 . Holding additional charge of Director (Technical) w.e.f. 01.03.2022 till 31.05.2022
3 Shri Anil Kumar	Director (Personnel) upto 31.10.2022
4. Shri B. Maharana	Director (Finance) cum Chief Finance Officer. Holding additional charge of Director (Personnel) w.e.f. 01.11.2022 till 31.01.2023

(ii). Independent Directors :

1. Smt. Mala Sinha	Independent Director upto 10.07.2022
2. Dr Viveka Nand Paswan	Independent Director
3. Shri Bimal Chand Oswal	Independent Director

(iii). Nominee Directors

1. Shri Jithesh John	Nominee Director of Govt. of India
2. Shri Anil Kumar Gautam	Nominee Director, NTPC upto 31.05.2022
3. Shri Ujjwal Kanti Bhattacharya	Nominee Director, NTPC
4. Shri Jai Kumar Srinivasan	Nominee Director, NTPC w.e.f. 17.08.2022

(iv) Company Secretary

Shri Abinoam Panu Rong	Company Secretary

b) Transaction with related parties

(₹ In lakhs)

Particulars	31.03.2023	31.03.2022
Sales and purchase of goods and services		
Sale of goods to associates	-	-
Purchase of raw materials	-	-
Sale of Energy through trading :: NVVN	91,844.22	64,842.06
Sale of Energy through trading :: PTC	-	-
	91,844.22	**64,842.06**
Other transactions		
Paid/Payable to NTPC Ltd towards dividend		
(A) Final Dividend for F.Y. 2020-21	-	1,500.00
(B) Interim Dividend for F.Y. 2021-22	-	7,500.00
(C) Final Dividend for F.Y. 2021-22	1,500.00	-
(C) Interim Dividend for F.Y. 2022-23	35,000.00	
NVVN Ltd for trading expenses - Professional fee	133.68	594.31
NTPC Ltd towards consultancy	5.19	31.15
THDC- share on study of PSP model	-	31.27
Energy Efficiency Service Ltd for hire charge E-Vehicle	7.88	6.62
NEEPCO Employees' Provident Fund Trust	9,412.55	9,515.52
NEEPCO Ltd. Employees' Defined Contribution Superannuation Scheme Trust	3,742.62	3,713.45
NEEPCO Employees' Post Retirement Medical Benefit Trust	2,477.76	1,512.53
NEEPCO Employees Group Gratuity Assurance Fund Trust	892.41	1,534.63
NEEPCO Employees' Social Security Scheme Trust	44.31	47.32
Loan and Advances in the nature of loans to Subsidiarries/JV Companies/Firms & Cos. In which Directors are interested	-	-
Total	**53,216.40**	**25,986.80**

c) Compensation for Key Managerial Personnel (KMP)

(₹ in lakhs)

Particulars	31.03.2023	31.03.2022
Salary and allowances	109.71	219.97
Contribution to Provident Fund and other funds	15.24	31.44
Other benefits	38.41	89.64
Sitting fees	16.11	4.80
Total	**179.47**	**345.85**

d) Outstanding balances with related parties

(₹ in lakhs)

(i) Amount recoverable from	31.03.2023	31.03.2022
NEEPCO Employees' Provident Fund Trust	-	-
NEEPCO Ltd. Employees' Defined Contribution Superannuation Scheme	-	-
NEEPCO Employees' Post Retirement Medical Benefit Trust	246.17	236.34
NEEPCO Employees Group Gratuity Assurance Fund Trust	153.17	-
NTPC Ltd for reimbursement of expenses	11.03	11.03
NVVN Ltd for TDS	2.05	8.44
Receivable from NVVN	2,401.46	-

(₹ in lakhs)

(ii) Amount payable to	31.03.2023	31.03.2022
NEEPCO Employees' Provident Fund Trust	780.88	788.82
NEEPCO Ltd. Employees' Defined Contribution Superannuation Scheme	305.79	306.39
NEEPCO Employees' Post Retirement Medical Benefit Trust	2,477.76	-
NEEPCO Employees' Social Security Scheme Trust	3.55	3.84
NTPC Ltd - Interim Dividend for the FY 2022-23	35,000.00	
Energy Efficiency Service Ltd for hire charge E-Vehicle	0.59	1.14

Other Entities with joint control or significant influence over the Company under the same Government:

The Company is a subsidiary of Central Public Sector Undertaking (CPSU) i.e. NTPC Ltd that holds 100% ownership interest in NEEPCO Ltd . including & as on 31st March 2023 which is controlled by Central Government by holding majority of shares.

Pursuant to Paragraph 25 and 26 of Ind AS 24, entities over which the same government has control or joint control of, or significant influence, then the reporting entity and other entities shall be regarded as related parties.

Transactions with these parties are carried out at market terms at arm length basis. The Company has applied the exemption available for government related entities and have made limited disclosures in the financial statements. Such entities with which the Company has significant transactions include but not limited to GAIL (India) Ltd., ONGC, Oil India Limited, BHEL Ltd., etc

North Eastern Electric Power Corporation Limited Shillong

Name and nature of relationship with Government

Name of the Company	Nature of Relationship
Government of India	Shareholder in Holding Company having control over Company
NTPC Limited	Holding Company (100%)

Transaction with the related parties which are under the control of the same Government which has control over the holding Company (NTPC Ltd).

(₹ in lakhs)

Name of the Company	Nature of Transaction by the Company	31.03.2023	31.03.2022
Oil India Limited	Purchase of Gas	83051.09	27551.58
BHEL	Supply of Spares	4860.20	2806.38
IOC LTD	Purchase of Gas / HSD /Lubricant	2168.19	720.75
ONGC	Purchase of Gas	16707.66	15559.41
GAIL (India) Ltd	Purchase of Gas	42187.31	18240.79
TOTAL		**148974.45**	**64878.91**

(₹ in lakhs)

Significant transaction with Government that has control over the holding Company (NTPC Ltd)	31.03.2023	31.03.2022
Guarantee Fee on Foreign Loan to Government of India (GOI)	528.35	608.02
Interest on Subordinate Loan paid by the Company to GOI	291.96	291.96

Terms and conditions of transactions with related parties

Transactions with the related parties are made on normal commercial terms and conditions and at arm length price

Note No. 39 Additional disclosures

A. The company has used the borrowings from bank and other financial instituation for the specific purpose for which it was taken as on the reporting date.

B. Relationship with Struck off Companies:

(₹ in lakhs)

SL no	Name of struck off Company	Nature of transactions with struck-off Company	Balance outstanding as at 31 March 2023	Balance outstanding as at 31 March 2022	Relationship with the struck off company
		Payables			
(i)	A.P.Construction Pvt. Ltd	Payable - Contractor	-	0.97	NA
(ii)	Hi-Tech Reprographics Pvt Ltd	Payable - Contractor	-	0.22	NA
(iii)	S.K.Engineering and Work Pvt. Ltd	Payable - Contractor	-	0.25	NA
(iv)	Ocean Star Diving Services Ltd	Payable - Contractor	-	7.57	NA
(v)	Elshadai Infratech Pvt Ltd.	Payable - Supplier	-	-	NA
(vi)	Oriental Engineering Works Pvt Ltd	Payable - Contractor	-	-	NA
(vii)	Globex Steel Pvt. Ltd	Payable - Contractor	-	-	NA
(viii)	Destiny Enterprise Pvt. Ltd	Payable - Contractor	-	-	NA
(ix)	Galaxy Enterprise Pvt. Ltd	Payable - Contractor	-	-	NA
(x)	Simran Enterprises (I) Ltd	Payable - Contractor	-	-	NA
(xi)	Industrial Equipments Pvt. Ltd	Payable - Supplier	-	-	NA
(xii)	Electromech Engineering Pvt. Ltd	Payable - Contractor	-	-	NA
(xiii)	Advance Technologies Application Pvt. Ltd	Payable - Supplier	-	-	NA
(xiv)	Amar Enterprises Pvt. Ltd	Payable - Contractor	-	-	NA
(xv)	Data Sync Solutions Pvt. Ltd	Payable - Supplier	-	-	NA
(xvi)	Emerging Solutions Pvt. Ltd	Payable - Supplier	-	-	NA
(xvii)	B.M. Associates Pvt. Ltd	Payable - Supplier	-	-	NA

~ 1593 ~

C. (i) Title deeds of Immovable Properties not held in name of the Company as at 31 March 2023

Relevant line item in the Balance sheet	Description of item of property	Gross carrying value (₹ in lakhs)	Title deeds held in the name of	Whether title deed holder is a promoter, director or relative# of promoter*/director or employee of promoter/ director	Property held since which date	Reason for not being held in the name of the company**
Property, plant and equipment-Land	183.19 Hectare of land at West Jantia Hills, Meghalaya, for NEEPCO Project - Kopili Hydro Power Station- Stage II	452.68	Smt Ibil Dkhar & others (160 nos. of petitioner)	NO	10.09.1984	This land is under litigation due to claim lodged by 160 land owners for enhancement of land compensation. The matter is Pending with the Special Judge(Judicial) West Jaintai Hills , Meghalaya
Property, plant and equipment-Land	15633.50 Sq. m land at Tezu (Arunachal Pradesh)	1.28	Please refer note below *			
Property, plant and equipment-Land	1.88 Ares of land at Laitkor (Meghalaya)		Please refer note below **			

~1594~

ii) Title deeds of Immovable Properties not held in name of the Company as at 31 March 2022

Relevant line item in the Balance sheet	Description of item of property	Gross carrying value (₹ in lakhs)	Title deeds held in the name of	Whether title deed holder is a promoter, director or relative# of promoter*/director or employee of promoter/ director	Property held since which date	Reason for not being held in the name of the company**
Property, plant and equipment-Land	33.19 Are of Land at Guwahati, Assam	441.06	Assam Tea Corporation Ltd, Assam	NO	17.06.2009	Mutation process is under progress
Property, plant and equipment-Land	183.19 Hectare of land at West Jantia Hills, Meghalaya, for NEEPCO Project - Kopii Hydro Power Station- Stage II	452.68	Smt Ibil Dkhar & others (303 nos. of petitioner)	NO	10.09.1984	This land is under litigation due to claim lodged by 303 land owners for enhancement of land compensation. The matter is Pending with the Special Judge(Judicial) West Jaintai Hills , Meghalaya
Property, plant and equipment-Land	15633.50 Sq. m land at Tezu (Arunachal Pradesh)	1.28	Please refer note below *			
Property, plant and equipment-Land	1.88 Ares of land at Laitkor (Meghalaya)		Please refer note below **			
Property, plant and equipment-Building	Design Office/Guest House,Guwahati, Assam	375.48	Assam Tea Corporation Ltd, Assam	NO	17.06.2009	Mutation process is under progress

*Land measuring 15633.50 Sq. m with building under Dag No. 173 & 200 at Tezu (Arunachal Pradesh) was alloted to NEEPCO by the concerned District authority.

** Land measuring 1.88 Ares located at Laitkor (Meghalaya) is under the ownership of NEEPCO.

D. (i) The quarterly returns or statements of current assets filed by the Company with banks or financial institutions are in agreement with the books of accounts.
(ii) The company has not been declared wilful defaulter by any bank or financial institution or other lenders.

E. The company has not granted any loans or advances to promoters, directors, KMP's and the related parties that are repayable on demand or without specifying any terms or period of repayment.

F. No proceedings have been initiated or are pending against the company for holding any benami property under the Benami Transactions (Prohibition) Act, 1988 (45 of 1988) and the rules made thereunder.

G. The company has no cases of any charges or satisfaction yet to be registered with ROC beyond the statutory time limits.

H. The provisions of clause (87) of section 2 of the Act read with the Companies (Restriction on number of Layers) Rules, 2017 are not applicable to the company as it is a Government Company as per Section 2(45) of the Companies Act, 2013.

I. The company doesnot hold any Invetsment Property in its books of accounts, so fair valuation of investment property is not applicable.

J. During the year the company has not revalued any of its Property,plant and equipment.

K. During the year, the company has not revalued any of its Intangible assets.

L. The company has not provided nor taken any loan or advance to/from any other person or entity with the understanding that benefit of the transaction will go to a third party, the ultimate beneficiary.

M. No scheme or arrangement have been approved by the competent authority in terms of section 230 to 237 of the Companies Act' 2013.

N. Undisclosed income: The company has not surrendered or disclosed as income or any transaction during the year in the tax assessment under the Income Tax Act, 1961. No search or survey under the Income Tax Act' 1961 has taken place during the year. Further, the company does not have any previously unrecorded income & related assets (Previous year NIL).

O. Crypto or Virtual Currency: The company has not traded or invested in Crypto or virtual currency during the current Financial Year (Previous Year NIL)

I. Disclosure of Ratios

Ratio	Numerator	Denominator	FY 2022-23	FY 2021-22	% Variance	Reason for Variance
Current ratio	Current Assets	Current Liabilities	0.55	0.54	3.34	For the current F.Y. Current assets is higher in comparison to previous F.Y.
Debt-equity ratio	Paid-up debt capital (Long term borrowings+Short term borrowings)	Shareholder's Equity (Total Equity)	1.08	1.14	(5.31)	In the current F.Y., the total debts decreased compared to the previous year, while the total equity increased over to previous period , which has resulted decreased in ratio over the previous F.Y.
Debt service coverage ratio	Profit for the year+Finance costs+ Depreciation and amortiation expenses+Exceptional items	Finance Costs + lease payments+Scheduled principal repayments of long term borrowings	1.14	1.18	(3.53)	Due to higher Debt servicing in the current F.Y., the ratio dipped over the previous F.Y. inspite of increased earnings avaible for debts over the previous F.Y.
Return on equity ratio	Profit for the year	Average Shareholder's Equity	0.06	0.03	85.03	Due to increase in the Profit over the previous year, the ratio is better
Inventory turnover ratio	Revenue from operations	Average Inventory	33.00	22.41	47.29	Due to increase in the Revenue and decrease in the average inventory over the previous year, the ratio is better
Trade receivables turnover ratio	Revenue from operations	Average trade receivables	6.36	5.10	24.71	Due to increase in average debtors for the current period the ratio is on the higher side

Trade payables turnover ratio	Total Purchases (Fuel Cost + Other Expenses+Closing Inventory-Opening Inventory)	Closing Trade Payables	9.59	7.21	32.92	Due to increase in the Net Credit purchase the ratio is on the higher side
Net capital turnover ratio	Revenue from operations	Working Capital+current maturities of long term borrowings	4.16	3.42	21.80	Due to increase in the Revenue vis-à-vis the trade receivables over the previous year, the ratio appeared to be on the higher side over the previous F.Y
Net profit ratio	Profit for the year	Revenue from operations	0.09	0.07	31.58	Due to increase in the PAT over the previous year, the ratio is better in current F.Y.
Return on capital employed	Earning before interest and taxes	Capital Employed(i)	0.09	0.07	27.47	The increase of EBIT over the previous period results in better performance of the ratio
Return on investment(ii)-Investments in subsidiary and joint venture companies	{MV(T1) – MV(T0) – Sum {C(t1)]}	{MV(T0) + Sum [W(t) * C(t2)]}	-	-	-	The investment for the NEEPCO is NIL for both the F.Y s
Return on investment(ii)-Investments in others	{MV(T1) – MV(T0) – Sum [C(t1)]}	{MV(T0) + Sum [W(t) * C(t2)]}	-	-	-	The investment (either in the STDRs or other investments) for the NEEPCO is NIL for both the F.Y s

** Denominator is Negative
(i) Capital Employed= Tangible Net Worth + Total Debt + Deferred Tax Liabilities
(ii)Return on Investment where
T1 = End of time period
s
t = Specific date falling between T1 and T0
MV(T1) = Market Value at T1
MV(T0) = Market Value at T0
$C(t_1)$ = Cash inflow, cash outflow on specific date including dividend received
$C(t_2)$ = Cash inflow, cash outflow on specific date excluding dividend received
W(t) = Weight of the net cash flow (i.e. either net inflow or net outflow) on day 't', calculated as [T1 – t] / T1

J(I) Disclosure on Kopili HPS (50X4 MW):

(i) Penstock I - feeding 02 (two) units (50 MW each) of Kopili Hydro Power Station, Umrongso, Assam of the Company got ruptured on 07.10.2019 following a Load through off and tripping of Unit -I (50 MW). 03 (three) other units were in full load during the mishap. Rupture happened at three locations of Penstock including at location immediately downstream of Valve House. Penstock protection valve closing mechanism was damaged in the incident and therefore, the Valve could not be closed to isolate the Penstock, consequently thereafter, the Power House was flooded upto EOT Crane beam level within a very short period. At present, Kopili (4 X 50 MW) system in in shutdown condition. The value of damaged assets assessed & recognised in books till the financial year 2020-21 amounts to Rs.10366.72 lakhs (Gross value Rs.20670.50 lakhs & Accumulated depreciation Rs.10303.78 lakhs), for which provision for an equivalent amount has been provided in books. Repair, Renovation and Modernization (RRM) activities of the said generating plant is going on with scheduled commissioning of all the units during the FY 2023-24.

J (II) Disclosure on Khandong HPS (2 X 25 MW) and Kopili Stage II (1 X 25 MW) HPS:

As a consequence of unprecedented dry season flood in Kopili river, the Bundh constructed at the approach channel for taking up planned repair and renovation works overtopped on the 26th March 2022 leading to uncontrollable ingress of water from the Kopili reservoir into Khanding HRT. The discharge gushes down the hill slopes and inundated the Khandong Power House (2 X 25 MW) and Kopili Stage II Power House (1 X 25 MW) causing damages to the Power Stations and its Plant & Machineries. The value of damaged assets assessed & recognised in books in the previous financial year 2021-22 amounts to Rs.1457.63 lakhs (Gross value Rs.7871.89 lakhs & Accumulated depreciation Rs.6414.26 lakhs) for the said generating stations, for which provision for an equivalent amount has been provided in books.

K. Segment Reporting

NEEPCO is in the business of only one product, i.e., generation and selling of electricity. All the projects of NEEPCO are located with the North East Region, i.e., within the same geographical location. NEEPCO has no reportable segment and accordingly, Ind AS 108 – Operating Segment to disclose information about segments is not applicable.

L. Disclosure as per Ind AS 116 'Leases

(I) Transition to Ind AS 116

The Company has applied the following practical expedients on initial application of Ind AS 116:

(i) Applied a single discount rate to a portfolio of leases of similar assets in similar economic environment with a similar end date.

(ii) Applied the exemption not to recognize right-of-use assets and liabilities for leases with less than 12 months of lease term on the date of initial application.

(iii) Excluded the initial direct costs, if any, from the measurement of the right-of-use asset at the date of initial application.

1599

North Eastern Electric Power Corporation Limited * Shillong

(iii) On transition to Ind AS 116, the weighted average incremental borrowing rate applied to lease liabilities recognised under Ind AS 116 is 8.69 %. For agreements relating to the FY 2022-23 the weighted average incremental borrowing rate is taken as 7.14 %.

(II) Company as Lessee

(i) The Company's significant leasing arrangements are in respect of the following assets:

(a) Premises for guest houses/ transit camps which are not non-cancellable and are usually renewable on mutually agreeable terms.

(b) The Company has taken electrical vehicles on operating lease for a period of five years, which can be further extended at mutually agreed terms. Lease rentals are subject to escalation of 10% per annum.

(c) The Company has taken certain vehicles (other than electrical) on lease for periods more than 12 months.

(III) The following are the carrying amounts of lease liabilities recognised and the movements during the period:

(₹ in lakhs)

Particulars	For the Year ended 31st March 2023	For the Year ended 31st March 2022
Opening Balance	1,011.83	790.45
- Additions in lease liabilities	677.22	807.03
- Interest cost during the year	125.94	130.13
- Payment of lease liabilities	728.69	715.78
Closing Balance	**1,086.30**	**1,011.83**
Current	607.67	573.64
Non Current	478.63	438.19

(IV) The following are the carrying amounts of "Right to use Leased Assets" as on 31.03.2023:

(₹ in lakhs)

Particulars	For the Year ended 31st March 2023	For the Year ended 31st March 2022
Opening Balance	939.39	726.30
- Additions in lease liabilities	677.22	807.03
- Amortization during the period	612.04	593.94
Closing Balance	1,004.57	939.39

(V) The following are the amounts recognised in profit or loss:

(₹ in lakhs)

Particulars	For the Year ended 31st March 2023	For the Year ended 31st March 2022
Depreciation expense for right-of-use assets	612.04	593.94
Interest expense on lease liabilities	125.94	130.13
Expense relating to short-term leases	-	-

(VI) Details of Contractual Maturities of Lease Liabilities are:

(₹ In lakh)

Particulars	For the Year ended 31st March 2023	For the Year ended 31st March 2022
Less than one year	607.67	573.64
Between one and two years	341.20	295.29
Between two and three years	127.37	122.46
Between three and four years	10.06	16.56
Between four and five years	-	3.88
More than five years	-	-
Total	**1,086.30**	**1,011.83**

M. Information in respect of micro and small enterprises as at 31 March 2023 as required by Schedule III to the Companies Act, 2013 and Micro, Small and Medium Enterprises Development Act, 2006 (MSMED Act)

Particulars	For the Year ended 31st March 2023	For the Year ended 31st March 2022
a) Amount remaining unpaid to any supplier: Principal amount Interest due thereon	 712.14 -	 1,054.92 -
b) Amount of interest paid in terms of Section 16 of the MSMED Act along-with the amount paid to the suppliers beyond the appointed day.	-	-
c) Amount of interest due and payable for the period of delay in making payment (which have been paid but beyond the appointed day during the year) but without adding the interest specified under the MSMED Act.	-	-
d) Amount of interest accrued and remaining unpaid	-	-
e) Amount of further interest remaining due and payable even in the succeeding years, until such date when the interest dues as above are actually paid to the small enterprises, for the purpose of disallowances as a deductible expenditure under Section 23 of MSMED Act	-	-

The payment to the vendors are made as and when they are due, as per terms and conditions of respective contracts.

N. Changes in Accounting Policies:

During the year, changes/modification have been made in Accounting Policies at sl. 4 (viii) and 8 in respect of "Depreciation and Amortization" and "Provisions, Contingent Liabilities and Contingent Assets" respectively. There is no significant material impact on the financial statements due to these changes/modifications.

Note no.- 40 Capital Management

The Company's capital management is intended to create value for shareholders by facilitating the meeting of long term and short term goals of the Company.

The Company determines the amount of capital required on the basis of annual business plan, coupled with long term and short term strategic investing plan. The funding requirements are met through equity, convertible and non- convertible debt securities, and other short term and long term borrowings. The Company's policy is aimed at combination of short term and long term borrowings.

The Company monitors the capital structure on the basis of net debt to equity ratio and maturity profile of the overall debt portfolio of the Company.

Note no.- 41 Disclosure on Financial Instruments

This section gives an overview of the significance of financial instruments for the Company and provides additional information on balance sheet items that contain financial instruments.

The details of significant accounting policies, including the criteria for recognition, the basis of measurement and the basis on which income and expenses are recognized, in respect of each class of financial asset, financial liability and equity instrument are disclosed in note no.1 to the financial statements

Financial assets and liabilities

The following table presents the carrying amount and fair value of each category of financial assets & liabilities as at March 31, 2023 & March 31, 2022

(₹ In lakh)

As at March 31, 2023	Fair value through statement of profit & loss	Fair value through OCI	Derivative instruments in hedging relationship	Derivative instruments not in hedging relationship	Amortised Cost	Total Carrying Value	Total Fair Value
Financial assets							
Cash and bank balances					1,461.34	1,461.34	1,461.34
Other Bank Balances					291.50	291.50	291.50
Trade receivables					94,429.78	94,429.78	94,429.78
Loans					28.19	28.19	28.19
Other financial assets					23,225.20	23,225.20	23,225.20
Total					1,19,436.01	1,19,436.01	1,19,436.01
Financial liabilities							
Trade payables					19,140.46	19,140.46	19,140.46
Borrowings					6,91,063.36	6,91,063.36	6,82,905.58
Cash Credit/WCDL					22,054.36	22,054.36	22,054.36
Lease obligation					1,086.30	1,086.30	1,086.30
Payable for Capital expenditure					13,376.79	13,376.79	13,376.79
Other financial liabilities					49,119.55	49,119.55	49,119.55
Total					7,95,840.82	7,95,840.82	7,87,683.04

(₹ In lakh)

As at March 31, 2022	Fair value through statement of profit & loss	Fair value through OCI	Derivative instruments in hedging relationship	Derivative instruments not in hedging relationship	Amortised Cost	Total Carrying Value	Total Fair Value
Financial assets							
Cash and bank balances					4,344.49	4,344.49	4,344.49
Other Bank Balances					1,009.06	1,009.06	1,009.06
Trade receivables					48,776.49	48,776.49	48,776.49
Loans					26.16	26.16	26.16
Other financial assets					35,806.83	35,806.83	35,806.83
Total					89,963.03	89,963.03	89,963.03
Financial liabilities							
Trade payables					22,156.98	22,156.98	22,156.98
Borrowings					7,25,736.54	7,25,736.54	7,21,425.49
Cash Credit/WCDL					24,312.43	24,312.43	24,312.43
Lease obligation					1,011.83	1,011.83	1,011.83
Payable for Capital expenditure					7,968.37	7,968.37	7,968.37
Other financial liabilities					9,131.89	9,131.89	9,131.89
Total					7,90,318.04	7,90,318.04	7,86,006.99

The following table provides an analysis of financial instruments that are measured subsequent to initial recognition at fair value, grouped into Level 1 to Level 3, as described below:

Quoted prices in an active market (Level 1): This level of hierarchy includes financial assets that are measured by reference to quoted prices (unadjusted) in active markets for identical assets or liabilities. This category consists of investment in quoted equity shares, quoted corporate debt instruments and mutual fund investments.

Valuation techniques with observable inputs (Level 2): This level of hierarchy includes financial assets and liabilities, measured using inputs other than quoted prices included within Level 1 that are observable for the asset or liability, either directly (i.e., as prices) or indirectly (i.e., derived from prices). This level of hierarchy includes Company's over-the-counter (OTC) derivative contracts.

Valuation techniques with significant unobservable inputs (Level 3): This level of hierarchy includes financial assets and liabilities measured using inputs that are not based on observable market data (unobservable inputs). Fair values are determined in whole or in part, using a valuation model based on assumptions that are neither supported by prices from observable current market transactions in the same instrument nor are they based on available market data. The main items in this category are investment in unquoted equity shares, measured at fair value.

(₹ in lakh)

Particulars	As at March 31, 2023			
	Level 1	Level 2	Level 3	Total
Financial assets measured at fair value				
(i) Trade receivables	94,429.78	-	-	94,429.78
(ii) Cash and Bank Balances	1,752.84	-	-	1,752.84
(iii) Loans	28.19	-	-	28.19
(iv) others	23,225.20	-	-	23,225.20
Total financial assets measured at fair value	**1,19,436.01**	-	-	**1,19,436.01**
Financial liabilities measured at fair value				
(i) Borrowings	7,04,959.94	-	-	7,04,959.94
(ii) Trade & Other payables*	32,517.25	-	-	32,517.25
(iii) Other financial liabilities	50,205.85	-	-	50,205.85
Total financial liabilities measured at fair value	**7,87,683.04**			**7,87,683.04**

(₹ in Lakhs)

Particulars	As at March 31, 2022			
	Level 1	Level 2	Level 3	Total
Financial assets measured at fair value				
(i) Trade receivables	48,776.49	-	-	48,776.49
(ii) Cash and Cash equivalents	5,353.55	-	-	5,353.55
(iii) Loans	26.16	-	-	26.16
(iv) others	35,806.83	-	-	35,806.83
Total financial assets measured at fair value	**89,963.03**	-	-	**89,963.03**
Financial liabilities measured at fair value				
(i) Borrowings	7,45,737.92	-	-	7,45,737.92
(ii) Trade & Other payables*	30,125.35	-	-	30,125.35
(iii) Other financial liabilities	10,143.72	-	-	10,143.72
Total financial liabilities measured at fair value	**7,86,006.99**			**7,86,006.99**

* Trade & Other payables includes trade payables & payables for capital expenditure

The short-term financial assets and liabilities are stated at amortized cost which is approximately equal to their fair value.

The fair value in respect of the unquoted equity investments cannot be reliably measured.

Management uses its best judgment in estimating the fair value of its financial instruments. However, there are inherent limitations in any estimation technique. Therefore, for substantially all financial instruments, the fair value estimates presented above are not necessarily indicative of all the amounts that the Company could have realized or paid in sale transactions as of respective dates. As such, the fair value of the financial instruments subsequent to the respective reporting dates may be different from the amounts reported at each year end

North Eastern Electric Power Corporation Limited Shillong

There have been no transfers between Level 1 and Level 2 for the years ended March 31, 2023 and March 31, 2022.

Transfer of financial assets

There have been no transfers of financial assets during the 2022-23

Financial risk management

In the course of its business, the Company is exposed primarily to interest rates, liquidity and credit risk, which may adversely impact the fair value of its financial instruments.
The Company has a risk management policy which covers the risks associated with the financial assets and liabilities such as interest rate risks and credit risks. The risk management policy is approved by the Board of Directors. The risk management framework aims to:

Create a stable business planning environment by reducing the impact of currency and interest rate fluctuations on the Company's business plan.

Achieve greater predictability to earnings by determining the financial value of the expected earnings in advance.

Market Risk :- Market risk is the risk of any loss in future earnings, in realizable fair values or in future cash flows that may result from a change in the price of a financial instrument. The value of a financial instrument may change as a result of changes in the interest rates, foreign currency exchange rates, equity price fluctuations, liquidity and other market changes. Future specific market movements cannot be normally predicted with reasonable accuracy.

Credit Risk :- Credit risk is the risk of financial loss arising from counterparty failure to repay or service debt according to the contractual terms or obligations. Credit risk encompasses both the direct risk of default and the risk of deterioration of creditworthiness as well as concentration risks.

Liquidity Risk: Liquidity risk refers to the risk that the Company cannot meet its financial obligations. The objective of liquidity risk management is to maintain sufficient liquidity and ensure that funds are available for use as per requirements.

The following table shows a maturity analysis of the anticipated cash flows including interest payable for the Company's non derivative financial liabilities on an undiscounted basis, which therefore differ from both carrying value and fair value.

(₹ In lakh)

Particulars	As at March 31, 2023				
	Carrying amount	Contractual cash flows	Less than 1 year	Between 1 - 5 years	More than 5 years
Non- derivative financial liabilities					
Borrowings	7,04,959.94	7,04,959.94	1,17,811.20	4,06,318.99	1,80,829.75
Trade payables	32,517.25	32,517.25	19,140.46	13,376.79	-
Other financial liabilities	50,205.85	50,205.85	49,727.21	478.64	-
Total non- derivative financial liabilities	**7,87,683.04**	**7,87,683.04**	**1,86,678.87**	**4,20,174.42**	**1,80,829.75**
Derivative financial liabilities					

(₹ In lakh)

Particulars	As at March 31, 2022				
	Carrying amount	Contractual cash flows	Less than 1 year	Between 1 - 5 years	More than 5 years
Non- derivative financial liabilities					
Borrowings	7,45,737.92	7,45,737.92	1,65,546.00	4,56,761.11	1,23,430.81
Trade payables	30,125.35	30,125.35	21,466.10	690.88	-
Other financial liabilities	10,143.72	10,246.31	10,246.31	-	-
Total non- derivative financial liabilities	**7,86,006.99**	**7,86,109.58**	**1,97,258.41**	**4,57,451.99**	**1,23,430.81**
Derivative financial liabilities					

The cost of unquoted investments approximate the fair value because there is a wide range possible fair value measurements and the cost represents estimate of fair value within that range.

Note No. - 42 Operating Segment

a. Electricity generation is the principal activity of the Corporation. Other operation like interest income does not form a reportable segment as per the Accounting Standard 108.

b. The Corporation has power projects located within the country and therefore geographical segments are inapplicable.

Note No 43 **Financial Risk Management**

(i) Exposure to Credit Risk

The carrying amount of financial assets represents the maximum credit exposure. The maximum exposure to credit risk at the reporting date was :

(₹ in lakhs)

Particulars	As at 31st March 2023	As at 31st March 2022
Financial assets for which loss allowance is measured using 12 months Expected Credit Losses (ECL)		
Non-current investments		
Non-current loans	28.19	26.16
Other non-current financial assets	-	-
Cash and cash equivalents	1,461.34	4,344.49
Bank balances other than cash and cash equivalents	291.50	1,009.06
Current loans	1,187.43	1,429.36
Other current financial assets*	1,002.45	4,820.53
Total (A)	**3,970.91**	**11,629.60**
Financial assets for which loss allowance is measured using life-time Expected Credit Losses (ECL) as per simplified approach		
Trade receivables	94,429.78	48,776.49
Contract Assets	21,035.32	29,556.94
Total (B)	**1,15,465.10**	**78,333.43**
Total (A+B)	**1,19,436.01**	**89,963.03**

* Excluding Contract Asets (Refer Note 13)

(ii) Provision for expected credit losses

(a) Financial assets for which loss allowance is measured using 12 month expected credit losses

The Company has assets where the counter-parties have sufficient capacity to meet the obligations and where the risk of default is very low. Accordingly, no loss allowance for impairment has been recognised.

(b) Financial assets for which loss allowance is measured using life-time expected credit losses as per simplified approach

The Company has customers (State government utilities) with capacity to meet the obligations and therefore the risk of default is negligible or nil. Further, management believes that the unimpaired amounts that are past due by more than default is negligible or nil. Further, management believes that the unimpaired amounts that are past due by more than 30 days are still collectible in full, based on historical payment behaviour and extensive analysis of customer credit risk. Hence, no impairment loss has been recognised during the reporting periods in respect of trade receivables and unbilled revenue.

(iii) Ageing analysis of trade receivables

The ageing analysis of the trade receivables is as below: (₹ in lakhs)

Ageing	Not due	0 - 30 days past due	31-60 days past due	61-90 days past due	91-120 days past due	More than 120 days past due	Total
Gross carrying amount as on 31st March 2023	76,558.90	6,822.65	14.08	-	-	11,034.15	94,429.78
Gross carrying amount as on 31st March 2022	33,536.25	3,466.93	-	-	-	11,773.31	48,776.49

Liquidity Risks

Liquidity risk is the risk that the Company will encounter difficulty in meeting the obligations associated with its financial liabilities that are settled by delivering cash or another financial asset. The Company's approach to managing liquidity is to ensure, as far as possible, that it will always have sufficient liquidity to meet its liabilities when due, under both normal and stressed conditions, without incurring unacceptable losses or risking damage to the Company's reputation.

The Company has an appropriate liquidity risk management framework for the management of short, medium and long term funding and liquidity management requirements. The Company manages liquidity risk by maintaining adequate cash reserves, banking facilities and reserve borrowing facilities by continuously monitoring forecast and actual cash flows and matching the maturity profiles of financial assets and liabilities.

The Company's Treasury department is responsible for managing the short-term and long-term liquidity requirements of the Company. Short-term liquidity situation is reviewed daily by the Treasury department. The Board of directors has established policies to manage liquidity risk and the Company's Treasury department operates in line with such policies. Any breaches of these policies are reported to the Board of Directors. Long-term liquidity position is reviewed on a regular basis by the Board of Directors and appropriate decisions are taken according to the situation.

Typically, the Company ensures that it has sufficient cash on demand to meet expected operational expenses for a month, including the servicing of financial obligations, this excludes the potential impact of extreme circumstances that cannot reasonably be predicted, such as natural disasters

As part of the CERC Regulations, tariff inter-alia includes recovery of capital cost. The tariff regulations also provide for recovery of energy charges, operations and maintenance expenses and interest on normative working capital requirements. Since billing to the customers are generally on a monthly basis, the Company maintains sufficient liquidity to service financial obligations and to meet its operational requirements.

(i) Financing arrangements

The Company had access to the following undrawn borrowing facilities at the end of the reporting period:

(₹ in lakhs)

Particulars	As at 31-03-2023	As at 31-03-2022
Fixed-rate borrowings		
Foreign currency loans	-	-
Floating-rate borrowings		
Cash credit /WCDL	99,011.00	19,500.00
Term loans	20,000.00	65,000.00
Foreign currency loans	-	-
Total	**1,19,011.00**	**84,500.00**

(ii) Maturities of financial liabilities

The following are the contractual maturities of derivative and non-derivative financial liabilities, based on contractual cash flows:

31st March 2023 (₹ in lakhs)

Contractual maturities of financial liabilities	Contractual cash flows					
	3 months or less	3-12 months	1-2 years	2-5 years	More than 5 years	Total
Non-derivative financial						
Secured bonds	5,799.44	62,000.00	77,000.00	1,53,500.00	66,500.00	3,64,799.44
Unsecured bonds	26.96	-	-	-	20,000.00	20,026.96
Rupee term loans from banks	5,197.50	16,975.00	30,800.00	1,10,800.00	73,200.00	2,36,972.50
Rupee term loans from others	(71.46)	-	-	-	29,196.42	29,124.96
Finance lease obligations	151.92	455.75	341.20	137.43	-	1,086.30
Secured Foreign currency loans	-		-	-	-	-
Unsecured foreign currency loans from banks and financial institutions	-	-	-	-	-	-
Unsecured foreign currency loans (guaranteed by GOI)	3,696.09	3,285.91	6,571.82	19,715.46	6,870.22	40,139.50
Cash credit /WCDL	22,054.36	-	-	-	-	22,054.36

(₹ in lakhs)

31st March 2022						
Contractual maturities of financial liabilities	Contractual cash flows					
	3 months or less	3-12 months	1-2 years	2-5 years	More than 5 years	Total
Non-derivative financial liabilities						
Secured bonds	8,629.04	63,450.00	62,000.00	1,95,000.00	1,32,000.00	4,61,079.04
Unsecured bonds	26.44	-	-	-	20,000.00	20,026.44
Rupee term loans from banks	3,341.01	14,375.00	22,500.00	80,000.00	37,500.00	1,57,716.01
Rupee term loans from others	(72.32)	-	-	-	29,196.42	29,124.10
Finance lease obligations	135.14	438.50	295.29	142.90	-	1,011.83
Secured Foreign currency loans	1,954.89	5,831.08	5,834.11	-	-	13,620.08
Unsecured foreign currency loans from banks and financial institutions	-	-	-	-	-	-
Unsecured foreign currency loans (guaranteed by GOI)	3,530.73	3,104.48	6,208.96	18,626.87	12,699.83	44,170.87
Cash credit /WCDL	24,312.43	-	-	-	-	24,312.43

Market risk

Market risk is the risk that changes in market prices, such as foreign exchange rates and interest rates will affect the Company's income. The objective of market risk management is to manage and control market risk exposures within acceptable parameters, while optimising the return.

The Board of Directors is responsible for setting up of policies and procedures to manage market risks of the Company. All such transactions are carried out within the guidelines set by the risk management committee.

Currency risk

The Company is exposed to foreign currency risk on certain transactions that are denominated in a currency other than entity's functional currency, hence exposure to exchange rate fluctuations arises. The risk is that the functional currency value of cash flows will vary as a result of movements in exchange rates.

The currency profile of financial assets and financial liabilities as at 31 March 2023 and 31 March 2022 are as below

31st March 2023 (₹ in lakhs)

Particulars	USD	Euro	Total
Financial Assets			
Trade other receivables	-	-	-
Cash and Cash equivalent	-	-	-
Other Financial Assets	-	-	-
Total			
Financial Liabilities			
Secured Foreign Currency loans	-		-
Unsecured Foreign Curreny loans from banks & financial institution		40,139.50	40,139.50
Trade payables & other financial liabilities			-
Total	-	40,139.50	40,139.50

31st March 2022 (₹ in lakhs)

Particulars	USD	Euro	Total
Financial Assets			
Trade other receivables	-	-	-
Cash and Cash equivalent	-	-	-
Other Financial Assets	-	-	-
Total	-	-	-
Financial Liabilities			
Secured Foreign Currency loans	13,620.08		13,620.08
Unsecured Foreign Curreny loans from banks & financial institution		44,170.87	44,170.87
Trade payables & other financial liabilities	-	-	-
Total	13,620.08	44,170.87	57,790.95

Out of the above, no amount is hedged by derivative instruments. In respect of the balance exposure, gain/(loss) on account of exchange rate variations on all foreign currency loans and foreign currency monetary items (up to COD) is recoverable from beneficiaries. Therefore, currency risk in respect of such exposure would not be very significant.

Sensitivity analysis

Since the impact of strengthening or weakening of INR against USD, Euro, JPY and other currencies on the statement of profit and loss would not be very significant; therefore, sensitivity analysis for currency risk is not disclosed.

Interest Rate risk

The Group is exposed to interest rate risk arising mainly from non-current borrowings with floating interest rates. The Group is exposed to interest rate risk because the cash flows associated with floating rate borrowings will fluctuate with changes in interest rates. The Group manages the interest rate risks by entering into different kinds of loan arrangements with varied terms (e.g. fixed rate loans, floating rate loans, rupee term loans, foreign currency loans, etc.).

At the reporting date the interest rate profile of the Group's interest-bearing financial instruments is as follows:

(₹ in lakhs)

Particulars	31st March 2023	31st March 2022
Financial Assets		
Fixed Rate Instruments		
Bank Deposits	291.50	1,009.06
Total	291.50	1,009.06
Financial Liabilities		
Fixed Rate Instruments		
Bonds	3,84,826.40	4,81,105.48
Foreign currency loans	40,139.50	44,170.86
Rupee term loan	29,124.96	29,124.10
Lease obligations	1,086.31	1,011.83
	4,55,177.17	**5,55,412.27**
Variable-rate instruments		
Foreign currency loans	-	13,620.09
Rupee term loan	2,36,972.50	1,57,716.01
Cash Credit	-	-
	2,36,972.50	1,71,336.10
Total	6,92,149.67	**7,26,748.37**

Fair value sensitivity analysis for fixed-rate instruments

The Company's fixed rate instruments are carried at amortised cost. They are therefore not subject to interest rate risk, since neither the carrying amount nor the future cash flows will fluctuate because of a change in market interest rates.

Cash flow sensitivity analysis for variable-rate instruments

A change of 50 basis points in interest rates at the reporting date would have increased (decreased) profit or loss by the amounts shown below. This analysis assumes that all other variables, in particular foreign currency rates, remain constant. The analysis is performed on the same basis for the previous year.

(₹ in lakhs)

Particulars	Profit or loss	
	50 bp increase	50 bp decrease
31-Mar-23		
Foreign currency loans	(204.48)	204.48
Rupee term loans	(2,950.31)	2,950.31
Cash credit/WCDL	(2.14)	2.14
Total	(3,156.93)	3,156.93
31-Mar-22		
Foreign currency loans	(274.27)	274.27
Rupee term loans	(3359.85)	3359.85
Cash credit/WCDL	(7.90)	7.90
Total	**(3642.02)**	**3642.02**

Note No. 44 **Fair value of financial assets and liabilities measured at amortised cost**

(₹ in lakhs)

Particulars	Level	As at 31st March 2023		As at 31st March 2022	
		Carrying amount	Fair value	Carrying amount	Fair value
Financial assets					
Loans	3	28.19	28.19	26.16	26.16
Trade receivables	3	94,429.78	94,429.78	48,776.49	48,776.49
Cash and cash equivalents	3	1,461.34	1,461.34	4,344.49	4,344.49
Bank balances other than cash and cash equivalents	3	291.50	291.50	1,009.06	1,009.06
Other financial assets	3	23,225.20	23,225.20	35,806.83	35,806.83
Financial liabilities					
Bonds	3	3,84,826.40	3,95,797.48	4,81,105.48	4,84,100.83
Foreign currency loans - KFW	3	40,139.50	39,091.55	44,170.86	46,824.99
Foreign currency loans - ECB	3	-	-	13,620.09	13,620.09
Rupee term loans	3	2,36,972.50	2,36,972.50	1,57,716.01	1,57,716.01
Government Subordinate Loan	3	29,124.96	11,044.06	29,124.10	9,163.57
Lease obligations	3	1,086.31	1,086.31	1,011.83	1,011.83
Borrowings - current	3	22,054.36	22,054.36	24,312.43	24,312.43
Trade payables and payable for capital expenditure	3	32,517.25	32,517.25	30,125.35	30,125.35
Other financial liabilities	3	49,119.55	49,119.55	9,131.89	9,131.89

The carrying amounts of current trade receivables, current trade payables, payable for capital expenditure, investment in subsidiary and joint venture companies, cash and cash equivalents and other financial assets and liabilities are considered to be the same as their fair values, due to their short-term nature.

The fair values for loans, borrowings, non-current trade payables and payable for capital expenditure were calculated based on cash flows discounted using a current discount rate. They are classified at respective levels based on availability of quoted prices and inclusion of observable/non observable inputs.

Note No 45 **Disclosure as per Ind AS 115, ' Revenue from Contracts with Customers'**

Nature of goods and services

The revenue of the Company comprises of income from energy sales, sale of energy through trading and other services. The following is a description of the principal activities:

(a) Revenue from energy sales

The major revenue of the Company comes from energy sales. The Company sells electricity to bulk customers, mainly electricity utilities owned by State Governments Discoms operating in States. Sale of electricity is generally made pursuant to long-term Power Purchase Agreements (PPAs) entered into with the beneficiaries. Further, the Company sell electrcity through Power Exchanges available with them under "Merchant Power".

Below are the details of nature, timing of satisfaction of performance obligations and significant payment terms under contracts for energy sales:

Product/ Service	Nature, timing of satisfaction of performance obligations and significant payment terms

Energy sales	The Company recognises revenue from contracts for energy sales over time as the customers simultaneously receive and consume the benefits provided by the Company. The tariff for computing revenue from energy sales is determined in terms of CERC Regulations as notified from time to time. Sale of Power is accounted for based on tariff approved by the Central Electricity Regulatory Commission (CERC). In case of power stations where final tariff is yet to be approved by CERC, the sale of energy is provided for on the basis of provisional rate considering the Annual Fixed Cost submitted before the CERC through Tariff Petition as per the principles enunciated in the Central Electricity Regulatory Commission (Terms & Conditions of Tariff) Regulations 2019. For projects for which neither CERC approved tariff is available nor petition pending with the CERC, sale of energy is accounted for on the basis of tariff as agreed by the beneficiaries. The amounts are billed on a monthly basis and are payable within contractually agreed credit period.

(b) Revenue from energy trading, consultancy and other services
Sale of Energy through trading

Below are the details of nature, timing of satisfaction of performance obligations and significant payment terms under contracts for sale of energy through trading:

Product/ Service	Nature, timing of satisfaction of performance obligations and significant payment terms
Sale of energy through trading	The Company recognises revenue from contracts for sale of energy through trading over time as the customers simultaneously receive and consume the benefits provided by the Company. The tariff for computing revenue from sale of energy through trading is determined as per the terms of the agreements. The amounts are billed as per periodicity specified in the Contract and are payable within contractually agreed credit period.

II. Disaggregation of revenue

In the following table, revenue is disaggregated by type of product and services, geographical market and timing of revenue recognition.

Particulars	Generation of energy		Others		Total	
	For the year ended		For the year ended		For the year ended	
	31 March 2023	31 March 2022	31 March 2023	31 March 2022	31 March 2023	31 March 2022
Geographical markets						
India	4,41,018.53	3,06,075.81	6,281.47	3,415.45	4,47,300.00	3,09,491.26
Others						-
	4,41,018.53	**3,06,075.81**	**6,281.47**	**3,415.45**	**4,47,300.00**	**3,09,491.26**
Timing of revenue recognition						
Products and services transferred over time	4,41,018.53	3,06,075.81	6,281.47	3,415.45	4,47,300.00	3,09,491.26
	4,41,018.53	3,06,075.81	6,281.47	3,415.45	4,47,300.00	3,09,491.26

III. Reconciliation of revenue recognised with contract price:

(₹ in lakhs)

Particulars	For the year ended 31 March 2023	For the year ended 31 March 2022
Contract price	4,49,958.85	3,11,286.91
Adjustments for:		
Rebates	(2658.85)	(1795.65)
Revenue recognised	4,47,300.00	3,09,491.26

IV. Contract balances

The following table provides information about trade receivables, unbilled revenue and advances from customers / payable to beneficiaries:

(₹ in lakhs)

Particulars	As at 31 March 2023		As at 31 March 2022	
	Current	Non-current	Current	Non-current
Trade receivables	94,429.78	-	48,776.49	-
Contract Assets	21,035.32	-	29,556.94	-
Advances from customers / payable to beneficiaries	3,660.06	-	1,342.73	-

Note No 46 Corporate Social Responsibility (CSR)

As per Section 135 of the Companies Act, 2013 read with guidelines issued by Department of Public Enterprises, GOI, the Company is required to spend, in every financial year, at least two per cent of the average net profits of the Company made during the three immediately preceding financial years in accordance with its CSR Policy. The details of CSR expenses for the year are as under:

(₹ in lakhs)

Particulars	FY 2022-23	FY 2021-22
(i) Amount required to be spent by the Company during the year	508.57	545.98
(ii) Amount of expenditure incurred #	508.78	556.66
(iii) Shortfall at the end of the year	Nil	Nil
(iv) Total of previous years shortfall	Nil	Nil
(v) Reason for shortfall	Not applicable	Not applicable
(vi) Nature of CSR activities		
(a) Construction/acquisition of any asset	271.88	337.00
(b) On purposes other than (a) above	236.90	219.66
(vii) Details of related party transactions, e.g., contribution to a trust controlled by the Company in relation to CSR expenditure as per relevant Accounting Standard	Nil	Nil

(viii) Movement in CSR liability (₹ in lakhs)

Particulars	For the year ended 31 March 2023	For the year ended 31 March 2022
Opening Balance CSR Liability (A)	540.67	544.72
Paid / adjusted during the year (B)	444.55	460.07
Addition during the year (C)	224.58	456.02
Closing balance as at the year end (D=A-B+C) ##	320.70	540.67

(vii) Break up CSR expenses under major heads: (₹ in lakhs)

Particulars	FY 2022-23	FY 2021-22
1. Eradicating Hunger and Proverty, Health Care and Sanitation	281.06	196.35
2. Education and Skill Development	105.99	172.63
3. Rural Development	121.73	187.68
Total	508.78	**556.66**

For the FY 2022-23 : Rs. 508.78 lakh includes expenditure incurred over sanction (for TGBPS) Rs. 0.21 lakh

The amount appearing in the CSR Ongoing Projects & CSR Unspent balance as on 31.03.2023 (Breakup FY Wise)

FY	CSR ON GOING PROJECTS	CSR UNSPENT
2022-2023	Rs. 199.42 Lakhs	Rs. 11.86 Lakhs
2021-2022	Rs. 81.84 Lakhs	Rs. 13.21 Lakhs
2020-2021	Rs. 14.28 Lakhs	Rs. 0.09 lakhs
Total	**Rs. 295.54 Lakhs**	**Rs. 25.16 Lakhs**

Balance under "CSR Onging Project : Rs. 295.54 Lakh and balance under CSR Unspent Rs. 25.16 Lakh

Note No. 47 Disclosure on Inventories

(a) Amount of inventories consumed and recognised as expense during the year is as under (₹ in lakhs)

Particulars	For the year ended 31-Mar-23	For the year ended 31-Mar-22
Fuel Cost	1,44,849.84	57,354.86
Others (included in Note 33 - Other expenses)*	2,430.11	3,827.22
Total	1,47,279.95	**61,182.08**

* Includes imported material consumed during the year ended 31st March 2023 amounts to Rs.21.07 lakhs (Previous year Rs. 212.25 lakhs)

Note No 48 Income Tax related disclosures

(I) Disclosure as per Ind AS 12 "Income Tax"

(a) Income Tax Expense

i) Income tax recognised in the statement of Profit & Loss (₹ in lakhs)

Particulars	For the year ended 31-Mar-23	For the year ended 31-Mar-22
Current Tax expense		
Current year	11,488.84	5,676.88
Taxes for earlier years	-	-
Pertaining to regulatory deferral account balances (A)	1,468.19	1,619.88
Total current tax expense (B)	12,957.03	7,296.76
Deferred tax expense		
Origination and reversal of temporary differences (C)	22,153.57	14,819.16
Less : MAT credit entitlement		
Income Tax Expense (D= B+C-A)	33,642.41	20,496.04
Pertaining to regulatory deferral account balances	1,468.19	1,619.88
Total tax expense including tax on movement in regulatory deferral account	35,110.60	22,115.92

(ii) Income tax recognised in other comprehensive income (₹ in lakhs)

Particulars	For the year ended					
	31st March 2023			31st March 2022		
	Before Tax	Tax Expense	Net of Tax	Before Tax	Tax Expense	Net of Tax
Net actuarial loss on defined benefit plans	(642.43)	(112.25)	(530.18)	(1582.69)	(276.53)	(1306.16)

(iii) Reconcilliation of tax expense and the accounting profit multiplied by India's domestic tax rate

(₹ in lakhs)

Particulars	For the year ended 31st March 2023	For the year ended 31st March 2022
Profit before tax including movement in regulatory deferral account balances	74,799.39	43,345.29
Tax using the Company's domestic rate of 17.472% (31st March 2023 -34.944%	13,068.95	7,573.29
Tax effect of :		
Non deductible tax expense	(112.25)	(276.53)
Tax free income	-	-
Deferred Tax Expense	22,153.57	14,819.16
Previous year Tax liability	-	-
Minimum alternate tax adjustments		
Total tax expense recognised in the statement of profit & Loss	**35,110.27**	**22,115.92**

Note no. 49 Confirmation of Balances

Balances shown under Capital advances to Contractors, Trade Payable and material in transit/with contractor/issued on loan, Trade receivables, Accounts receivable are subject to confirmation/reconciliation and consequential adjustment, if any.

Note No. 50 Impairment loss

Property Plant and Equipment has been tested for impairment where indicators of impairment existed. Based on the assessment, the Company do not recognize any impairment impact during the previous year and also during the year ended March 31, 2023.

Note No. 51 Previous year figures

The previous year figures have been regrouped, re-casted and re-arranged whereever possibile and considered necessary.

In terms of our report of even Date
For L K Kajriwal & Co
Chartered Accountants
F.R.N.001368C

For and on behalf of the Board of Directors

Date: 16.05.2023
Place: NEW DELHI

A. P. Rong	B Mahapatra	Rajeev Kumar Vishnoi	Rakesh Sanganeria
Company Secretary	Director (Finance)-cum-CFO DIN: 09263864	Chairman & Managing Director DIN: 08534217	Partner Membership No-073232

North Eastern Electric Power Corporation Limited Shillong

ANNEXURE-6C

INDEPENDENT AUDITORS REPORT ON EMPHASIS OF MATTERS (EOM) AND MANAGEMENT REPLY THERE-ON:

Sl. no.	Independent Auditors Opinion	Management reply
1	Note No. 2 (v) regarding Capitalization of Rs. 2485.44 lakhs being Capacity Charges on Transmission assets (including interest thereon) billed by PGCIL, for earlier years.	The capacity charges of the transmission assets (including interest) amounting to ₹ 2485.44 lakhs billed by the transmission agency during the current financial year in pursuant to orders of CERC dated 7th October 2022 has been capitalized in books of NEEPCO, being the costs directly attributable to bringing the assets (the generating station) to its present location & condition as intended by the Management as per provision of Ind AS 16 read with Regulation 19 of the CERC (Terms & Conditions of Tariff) Regulation, 2019. NEEPCO, being a regulated entity, its tariff is determined by the CERC under "Cost Plus" structure and accordingly, the same will be included as additional capital expenditure while submitting "Truing up" Petition for Kameng HPS, the generating Plant impacted by the said costs, for the control period 2019-24 for recovery of the same through tariff.
2	Note No. 27(b) read with Significant Accounting Policy 17.1(a)(ii) regarding sale of energy includes Rs. 10045.51 lakhs being the revenue for the year recognized on the basis of provisional rate.	During the FY 2020-21, NEEPCO has modified its accounting policy on "Revenue from operations – Revenue from sale of energy". The modified policy is as follows: "In case of power stations where final tariff is yet to be approved by CERC, the sale of energy is provided for on the basis of provisional rate considering the Annual Fixed Cost submitted before the CERC through Tariff Petition as per the principles enunciated in the Central Electricity Regulatory Commission (Terms & Conditions of Tariff) Regulations 2019." In compliance to the above accounting policy for revenue recognition, an amount of Rs.10045.51 lakh has been recognized in books of NEEPCO during the FY 2021-22 for two of its generating stations, namely, Kameng HPS and Agartala GBPS. Accordingly, the above revenue recognized during the year is in compliance to the relevant accounting policy of NEEPCO.

For and on behalf of the Board of Directors

Sd/-
(Baidyanath Maharana)
Director (Finance)
DIN: 09263864

Sd/-
(Rajeev Kumar Vishnoi)
Chairman & Managing Director
DIN: 08534217

Dated: 16-05-2023
Place: New Delhi

COMMENTS OF THE COMPTROLLER AND AUDITOR GENERAL OF INDIA UNDER SECTION 143(6)(b) OF THE COMPANIES ACT, 2013 ON THE FINANCIAL STATEMENTS OF NORTH EASTERN ELECTRIC POWER CORPORATION LIMITED FOR THE YEAR ENDED 31 MARCH 2023

The preparation of financial statements of North Eastern Electric Power Corporation Limited for the year ended 31 March 2023 in accordance with the financial reporting framework prescribed under the Companies Act, 2013 (Act) is the responsibility of the management of the company. The statutory auditor appointed by the Comptroller and Auditor General of India under Section 139(5) of the Act is responsible for expressing opinion on these financial statements under section 143 of the Act based on independent audit in accordance with the standards on auditing prescribed under section 143(10) of the Act. This is stated to have been done by them vide their Audit Report dated 16 May 2023.

I, on behalf of the Comptroller and Auditor General of India, have conducted a supplementary audit of the financial statements of North Eastern Electric Power Corporation Limited for the year ended 31 March 2023 under section 143(6)(a) of the Act. This supplementary audit has been carried out independently without access to the working papers of the statutory auditor and is limited primarily to inquiries of the statutory auditor and company personnel and a selective examination of some of the accounting records.

On the basis of my supplementary audit, nothing significant has come to my knowledge which would give rise to any comment upon or supplement to statutory auditors' report under section 143(6)(b) of the Act.

For and on the behalf of the
Comptroller & Auditor General of India

Place: Kolkata
Date: 14.07.2023

Atul Prakash

(Atul Prakash)
Principal Director of Audit (Mines)
Kolkata

COMMENTS OF THE COMPTROLLER AND AUDITOR GENERAL OF INDIA UNDER SECTION 143(6)(b) READ WITH SECTION 129(4) OF THE COMPANIES ACT, 2013 ON THE CONSOLIDATED FINANCIAL STATEMENTS OF NORTH EASTERN ELECTRIC POWER CORPORATION LIMITED FOR THE YEAR ENDED 31 MARCH 2023

The preparation of consolidated financial statements of North Eastern Electric Power Corporation Limited for the year ended 31 March 2023 in accordance with the financial reporting framework prescribed under the Companies Act, 2013 (Act) is the responsibility of the management of the company. The statutory auditor appointed by the Comptroller and Auditor General of India under Section 139(5) read with section 129(4) of the Act is responsible for expressing opinion on these financial statements under section 143 read with section 129(4) of the Act based on independent audit in accordance with the standards on auditing prescribed under section 143(10) of the Act. This is stated to have been done by them vide their Audit Report dated 16 May 2023.

I, on behalf of the Comptroller and Auditor General of India, have conducted a supplementary audit of the consolidated financial statements of North Eastern Electric Power Corporation Limited for the year ended 31 March 2023 under Section 143(6)(a) read with section 129(4) of the Act. We conducted a supplementary audit of the financial statements of North Eastern Electric Power Corporation Limited for the year ended on that date. **Further, section 139(5) and 143(6)(a) of the Act are not applicable to its joint venture company M/s. KSK Dibbin Hydro Power Private Limited being private entity, for appointment of their Statutory Auditor and for conduct of supplementary audit. Accordingly, Comptroller and Auditor General of India has neither appointed the Statutory Auditors nor conducted the supplementary audit of this company**. This supplementary audit has been carried out independently without access to the working papers of the statutory auditors and is limited primarily to inquiries of the statutory auditors and company personnel and a selective examination of some of the accounting records.

On the basis of my supplementary audit nothing significant has come to my knowledge which would give rise to any comment upon or supplement to statutory auditors' report under section 143(6)(b) of the Act.

For and on the behalf of the
Comptroller & Auditor General of India

Place: Kolkata
Date: 14.07.2023

(Atul Prakash)
Principal Director of Audit (Mines)
Kolkata

Narayan Sharma & Associates
Practicing Company Secretaries
Master Enclave, Udayachal Path, Besides IOCL Petrol Pump,
Christian Basti, G.S. Road, Guwahati, Assam, PIN: 781005
Phone: +91 361 2963127, +91 9435018319 (M)
Email: csnarayansharma@gmail.com

Narayan Sharma
B.Com (Hons.), FCS

ANNEXURE-8A

FORM NO. MR-3
SECRETARIAL AUDIT REPORT
FOR THE FINANCIAL YEAR ENDED 31ST MARCH 2023
[Pursuant to section 204(1) of the Companies Act, 2013 and rule No. 9 of the Companies (Appointment and Remuneration Personnel) Rules, 2014]

To,
The Members,
North Eastern Electric Power Corporation Limited
Brookland Compound Lower New Colony,
Dist. East Khasi Hills, Shillong,
Meghalaya, PIN: 793003

We have conducted the secretarial audit of the compliance of applicable statutory provisions and the adherence to good corporate practices by **North Eastern Electric Power Corporation Limited** (hereinafter called the 'Company' or 'NEEPCO'). Secretarial Audit was conducted in a manner that provided us a reasonable basis for evaluating the corporate conducts/statutory compliances and expressing my opinion thereon.

Based on our verification of the company's books, papers, minute books, forms and returns filed and other records maintained by the company and also the information provided by the Company, its officers, agents and authorized representatives during the conduct of secretarial audit, we hereby report that in our opinion, the company has, during the audit period covering the financial year ended on **31st March 2023** ('Audit period') complied with the statutory provisions listed hereunder and also that the Company has proper Board-processes and compliance-mechanism in place to the extent, in the manner and subject to the reporting made hereinafter:

We have examined the books, papers, minute books, forms and returns filed and other records maintained according to the provisions of:

(i) The Companies Act, 2013 (the Act) and the rules made thereunder;
(ii) The Securities Contracts (Regulation) Act, 1956 ('SCRA') and the rules made thereunder;
(iii) The Depositories Act, 1996 and the Regulations and Bye-laws framed thereunder;
(iv) Foreign Exchange Management Act, 1999 and the rules and regulations made thereunder to the extent of Foreign Direct Investment, Overseas Direct Investment and External Commercial Borrowings; **(Not Applicable as there were no reportable events)**
(v) The following Regulations and Guidelines prescribed under the Securities and Exchange Board of India Act, 1992 ('SEBI Act') to the extant applicable on listed debt securities:

(a) The Securities and Exchange Board of India (Substantial Acquisition of Shares and Takeovers) Regulations, 2011; **(Not Applicable as there were no reportable events)**

Narayan Sharma & Associates
Practicing Company Secretaries
Master Enclave, Udayachal Path, Besides IOCL Petrol Pump,
Christian Basti, G.S. Road, Guwahati, Assam, PIN: 781005
Phone: +91 361 2963127, +91 9435018319 (M)
Email: csnarayansharma@gmail.com

Narayan Sharma
B.Com (Hons.), FCS

(b) The Securities and Exchange Board of India (Prohibition of Insider Trading) Regulations, 1992;
(c) The Securities and Exchange Board of India (Issue of Capital and Disclosure Requirements) Regulations, 2009; **(Not Applicable)**
(d) The Securities and Exchange Board of India (Employee Stock Option Scheme and Employee Stock Purchase Scheme) Guidelines, 1999; **(Not Applicable)**
(e) The Securities and Exchange Board of India (Issue and Listing of Debt Securities) Regulations, 2008; **(Not Applicable as there were no reportable events)**
(f) The Securities and Exchange Board of India (Registrars to an Issue and Share Transfer Agents) Regulations, 1993 regarding the Companies Act and dealing with client; **(Not Applicable)**
(g) The Securities and Exchange Board of India (Delisting of Equity Shares) Regulations, 2009; **(Not Applicable as there were no reportable events)**
(h) The Securities and Exchange Board of India (Buyback of Securities) Regulations, 1998; and **(Not Applicable as there were no reportable events)**

(vi) The industry specific laws and rules, regulations, directions, guidelines, circulars and instructions framed thereunder:

(a) The Electricity Act, 2003;
(b) Sexual Harassment of Women at the Workplace (Prevention, Prohibition & Redressal) Act, 2013.

We have also examined compliance with the applicable clauses of the following:

(i) Secretarial Standards issued by The Institute of Company Secretaries of India;
(ii) The Debt Listing Agreement entered into by the Company with BSE Stock Exchange.

We have also examined compliance with the applicable clauses of the Secretarial Standards issued by The Institute of Company Secretaries of India with respect to Board & General Meetings.

During the period under review the Company has complied with the provisions of the Act, Rules, Regulations, Guidelines, Standards, etc. mentioned above except for the provisions as mentioned herein below:

a) *The company has not registered the project (KHEP) Stage II freehold land measuring 183.19 hectares, valued at ₹ 4.52 crores in its name. However, as per Section 187 of the Companies Act, 2013 all investments made in any property, shares or securities shall be made and held by the company in its own name.*

b) *The Company did not have a Women Director in the Board of the Company after the vacancy caused by cessation of Mrs. Mala Sinha w.e.f. 10th July, 2022.*

Narayan Sharma & Associates
Practicing Company Secretaries
Master Enclave, Udayachal Path, Besides IOCL Petrol Pump,
Christian Basti, G S. Road, Guwahati, Assam, PIN: 781005
Phone: +91 361 2963127, +91 9435018319 (M)
Email. csnarayansharma@gmail.com

Narayan Sharma
B.Com (Hons.), FCS

We further report that the Board of Directors of the Company is duly constituted with proper balance of Non-Executive Directors and Independent Directors except for the appointment of Women Director. The changes in the composition of the Board of Directors that took place during the period under review were carried out in compliance with the provisions of the Act.

Adequate notice was given to all Directors of the schedule of the Board & Committee Meetings, agenda and detailed notes on agenda were sent at least seven days in advance, and a system exists for seeking and obtaining further information and clarifications on the agenda items before the meeting and for meaningful participation at the meeting.

All decisions at Board Meetings and Committee Meetings as represented by the management were carried out unanimously as recorded in the minutes of the meetings of the Board of Directors or Committee of the Board, as the case may be.

We further report that there are adequate systems and processes in the company commensurate with the size and operations of the company to monitor and ensure compliance with applicable laws, rules, regulations and guidelines.

We further report that during the audit period no specific events occurred having a major bearing on the company's affairs in pursuance of the above referred Laws, Rules, Regulations, Guidelines, Standards, etc.

Place: Guwahati
Date: 17th July, 2023

For **Narayan Sharma & Associates**
Practicing Company Secretaries

NARAYAN SHARMA & ASSOCIATES GUWAHATI COMPANY SECRETARY

CS Narayan Sharma
(Proprietor)
PR. No.: 1563/2021
FCS No.: 5117 C P No.: 3844
UDIN: F005117E000625264

This Report is to be read with our letter of even date which is annexed as Annexure A and forms an integral part of this report.

NEEPCO New Delhi North Eastern Electric Power Corp.

Narayan Sharma & Associates
Practicing Company Secretaries
Master Enclave, Udayachal Path, Besides IOCL Petrol Pump,
Christian Basti, G.S. Road, Guwahati, Assam, PIN: 781005
Phone +91 361 2963127, +91 9435018319 (M)
Email: csnarayansharma@gmail.com

Narayan Sharma
B.Com (Hons.), FCS

'Annexure A'

To,
The Members,
North Eastern Electric Power Corporation Limited
Brookland Compound Lower New Colony,
Dist. East Khasi Hills, Shillong,
Meghalaya, PIN: 793003

Our report of even date is to be read along with this letter.

1) Maintenance of Secretarial record is the responsibility of the management of the Company. Our responsibility is to express an opinion on these secretarial records based on our audit.

2) We have followed the audit practices and process as were appropriate to obtain reasonable assurance about the correctness of the contents of the Secretarial records. The verification was done on test basis to ensure that correct facts are reflected in Secretarial records. We believe that the process and practices, we followed provide a reasonable basis for our opinion.

3) We have not verified the correctness and appropriateness of financial records and Books of Accounts of the Company as well as correctness of the values and figures reported in various disclosures and returns as required to be submitted by the Company under the specified laws, though we have relied to a certain extent on the information furnished in such returns.

4) Our Audit examination is restricted only to legal compliances of the applicable laws to be done by the Company; we have not checked the practical aspects relating to the same.

5) Wherever required, we have obtained the Management representation about the Compliance of laws, rules and regulations and happening of events etc.

6) The Compliance of the provisions of Corporate and other applicable laws, rules, regulations, standards is the responsibility of management. Our examination was limited to the verification of procedure on test basis.

7) The Secretarial Audit report is neither an assurance as to the future viability of the Company nor of the efficacy or effectiveness with which the management has conducted the affairs of the Company.

8) Due to the inherent limitations of an audit including internal, financial, and operating controls, there is an unavoidable risk that some misstatements or material non-compliances

Narayan Sharma & Associates
Practicing Company Secretaries
Master Enclave, Udayachal Path, Besides IOCL Petrol Pump,
Christian Basti, G.S. Road, Guwahati, Assam, PIN: 781005
Phone: +91 361 2963127, +91 9435018319 (M)
Email: csnarayansharma@gmail.com

Narayan Sharma
B.Com (Hons.), FCS

may not be detected, even though the audit is properly planned and performed in accordance with audit practices.

9) The contents of this Report have to be read in conjunction with the Report(s) furnished/to be furnished by any other auditor(s)/ agencies/ authorities with regard to the Company. Observations, remarks and qualifications, if any mentioned hereinabove are in addition to the observations, remarks, and qualifications given by the auditor(s)/ agencies/ authorities of the Company in their respective reports.

Place: Guwahati
Date: 17th July, 2023

For **Narayan Sharma & Associates**
Practicing Company Secretaries

NARAYAN SHARMA & ASSOCIATES GUWAHATI COMPANY SECRETARY

CS Narayan Sharma
(Proprietor)
PR. No.: 1563/2021
FCS No.: 5117 C.P No.: 3844
UDIN: F005117E000625264

ANNEXURE-XIII

NAVEEN BHARTIA & ASSOCIATES

CHARTERED ACCOUNTANTS

CA Naveen Bhartia, F.C.A., B.Com, DISA (ICAI)

103, Suraj Market (1st Floor)
H.B. Road, Fancy Bazar
Guwahati – 781001
Phone : 8822252107 / 8638755422
Email : nba.guwahati@gmail.com

To,
Kameng Hydro Power Station,
North Eastern Electric Power Corporation Limited,
Kimi Village, West Kameng,
Arunachal Pradesh - 790114

INDEPENDENT PRACTITIONER'S CERTIFICATE

This is to certify that as per the trial balance and calculations produced before us, Statement of Break-up of Capital Cost along with variation/deviation from the Approved Original Cost related to Unit-I, Unit-II, Unit-III and Unit-IV of "North Eastern Electric Power Corporation Limited – Kameng Hydro Power Station" as on 31-03-2023 is as per **Annexure – I** attached herewith:

for Naveen Bhartia & Associates
Chartered Accountants
FRN: 330089E

Naveen Bhartia & Associates Chartered Accountants Guwahati

Naveen Bhartia
Proprietor
M. No.: 311914

Place: Guwahati
Date: 3rd October, 2023
UDIN: 23311914BHAKEV6424

नॉर्थ ईस्टर्न इलेक्ट्रिक पावर कॉर्पोरेशन नई दिल्ली NEEPCO New Delhi North Eastern Electric Power Corporation

Annexure - I

Name of the Petitioner :: NORTH EASTERN ELECTRIC POWER CORPORATION LIMITED

Name of the Generating Station :: KAMENG HYDRO POWER STATION

PART - II
FORM - 5B
(Amount in ₹ Lakhs)

Statement of Break-up of Capital Cost
(To be submitted on relevant dates)

Sl No.	Particulars	Original Cost as approved by Authority/ Investment Approval	AS ON 31.03.2023											
			Actual Expenditure				Liabilities				Variance			
			For Unit -I (COD 17-06-2020)	For Unit -II (COD 01-07-2020)	For Unit -III (COD 22-01-2021)	For Unit -IV (COD 12-02-2021)	For Unit -I (COD 17-06-2020)	For Unit -II (COD 01-07-2020)	For Unit -III (COD 22-01-2021)	For Unit -IV (COD 12-02-2021)	For Unit -I (COD 17-06-2020)	For Unit -II (COD 01-07-2020)	For Unit -III (COD 22-01-2021)	For Unit -IV (COD 12-02-2021)
1	**Infrastructure Works**													
1.1	Preliminary including Development	1558.00	56.85	56.85	56.85	56.85					1501.15	1501.15	1501.15	1501.15
1.2	Land (Forest Land) (Right to Use)	511.92	1957.97	1957.97	1957.97	1957.97					(5318.54)	(5318.54)	(5318.54)	(5318.54)
1.3	R&R expenditure (Land)		3872.49	3872.49	3872.49	3872.49								
1.4	Buildings	6993.75	5219.83	5219.83	5219.83	5219.83	0.00	0.00	0.00	0.00	(613.22)	(613.22)	(613.22)	(613.22)
1.5	Township		2383.92	2383.92	2383.92	2383.92	3.21	3.21	3.21	3.21				
1.6	Maintenance	1431.01	3475.17	3475.17	3475.17	3475.17	0.00	0.00	0.00	0.00	(2044.16)	(2044.16)	(2044.16)	(2044.16)
1.7	Tools & Plants	1782.81	1517.23	1517.23	1517.23	1517.23	0.00	0.00	0.00	0.00	265.58	265.58	265.58	265.58
1.8	Communication	22038.94	18300.25	19096.40	21968.88	22758.82	69.80	69.80	69.80	69.80	3668.89	2872.75	0.26	(789.68)
1.9	Environment & Ecology	6723.50	10518.22	10964.87	12513.28	12938.92		0.00		0.00	(3794.72)	(4241.37)	(5789.78)	(6215.42)
1.1	Losses on stock	357.75						0.00		0.00	357.75	357.75	357.75	357.75

Naveen Bhartia & Associates Chartered Accountants Guwahati

Annexure - I

1.11	Receipt & Recoveries	(302.37)						0.00		0.00	(302.37)	(302.37)	(302.37)	(302.37)
1.12	Miscellaneous	3324.00	3692.36	3692.36	3692.36	3692.36	0.00	0.00	0.00	0.00	(368.36)	(368.36)	(368.36)	(368.36)
1.13	**Total (Infrastructure Works)**	**44419.31**	**50994.30**	**52237.10**	**56657.99**	**57873.57**	**73.01**	**73.01**	**73.01**	**73.01**	**(6648.00)**	**(7890.80)**	**(12311.69)**	**(13527.27)**
2	**Major Civil Works**													
2.1	Dam, Intake & De-silting Chambers	45307.63	237673.22	237673.22	269811.34	269811.34	5600.64	5600.64	7729.69	7729.69	(197966.23)	(197966.23)	(232233.40)	(232233.40)
2.2	HRT, TRT, Surge Shaft & Pressure shafts													
2.3	Power Plant civil works	68760.33	22403.13	22403.13	22403.13	22403.13	12.10	12.10	12.10	12.10	46345.10	46345.10	46345.10	46345.10
2.4	Other civil works (to be specified)													
2.5	**Total (Major Civil Works)**	**114067.96**	**260076.35**	**260076.35**	**292214.47**	**292214.47**	**5612.74**	**5612.74**	**7741.79**	**7741.79**	**(151621.13)**	**(151621.13)**	**(185888.30)**	**(185888.30)**
3	**Hydro Mechanical Equipments**	0.00	0.00	0.00	0.00	0.00	0.00	0.00	0.00	0.00	0.00	0.00	0.00	0.00
4	**Plant & Equipment**	56921.93	35694.57	48924.36	63644.08	76312.94	1525.84	3051.67	4577.51	6103.34	19701.52	4945.90	(11299.65)	(25494.35)
4.1	Initial spares of Plant & Equipment													
4.2	**Total (Plant & Equipment)**	**56921.93**	**35694.57**	**48924.36**	**63644.08**	**76312.94**	**1525.84**	**3051.67**	**4577.51**	**6103.34**	**19701.52**	**4945.90**	**(11299.65)**	**(25494.35)**
5	**Taxes and Duties**	Inclusive above	Inclusive above	Inclusive above	Inclusive above	Inclusive above	Inclusive above	Inclusive above	Inclusive above	Inclusive above	Inclusive above	Inclusive above	Inclusive above	Inclusive above
5.1	Custom Duty													

Naveen Bhartia & Associates Chartered Accountants Guwahati

Annexure -1

5.2	Other Taxes & Duties													
5.3	Total Taxes & Duties	0.00	0.00	0.00	0.00	0.00	0.00	0.00	0.00	0.00	0.00	0.00	0.00	0.00
6	**Construction & Pre-Commissioning Expenses**	0.00	0.00	0.00	0.00	0.00	0.00	0.00	0.00	0.00	0.00	0.00	0.00	0.00
6.1	Erection, testing & commissioning	0.00	0.00	0.00	0.00	0.00	0.00	0.00	0.00	0.00	0.00	0.00	0.00	0.00
6.2	Construction Insurance	0.00	0.00	0.00	0.00	0.00	0.00	0.00	0.00	0.00	0.00	0.00	0.00	0.00
6.3	Site supervision	0.00	0.00	0.00	0.00	0.00	0.00	0.00	0.00	0.00	0.00	0.00	0.00	0.00
6.4	**Total (Const. & Pre-Commissioning Expenses)**	**0.00**	**0.00**	**0.00**	**0.00**	**0.00**	**0.00**	**0.00**	**0.00**	**0.00**	**0.00**	**0.00**	**0.00**	**0.00**
7	**Overheads**										0.00	0.00	0.00	0.00
7.1	Establishment	9371.95	112424.05	117151.14	134823.45	139696.34	0.00	0.00	0.00	0.00	(103052.10)	(107779.19)	(125451.50)	(130324.39)
7.2	Design & Engineering										0.00	0.00	0.00	0.00
7.3	Audit & Accounts										0.00	0.00	0.00	0.00
7.4	Contingency										0.00	0.00	0.00	0.00
7.6	**Total (Overheads)**	**9371.95**	**112424.05**	**117151.14**	**134823.45**	**139696.34**	**0.00**	**0.00**	**0.00**	**0.00**	**(103052.10)**	**(107779.19)**	**(125451.50)**	**(130324.39)**
8	**Capital cost without IDC, FC, FERV & Hedging Cost**										0.00	0.00	0.00	0.00
9	**IDC, FC, FERV & Hedging Cost**										0.00	0.00	0.00	0.00

Annexure - I

9.1	Interest During Construction (IDC)	24909.00	221107.17	230404.06	265160.64	274744.26					(196198.17)	(205495.06)	(240251.64)	(249835.26)
9.2	Financing Charges (FC)										0.00	0.00	0.00	0.00
9.3	Foreign Exchange Rate Variation (FERV)										0.00	0.00	0.00	0.00
9.4	Hedging Cost										0.00	0.00	0.00	0.00
9.5	**Total of IDC, FC, FERV & Hedging Cost**	**24909.00**	**221107.17**	**230404.06**	**265160.64**	**274744.26**	**0.00**	**0.00**	**0.00**	**0.00**	**(196198.17)**	**(205495.06)**	**(240251.64)**	**(249835.26)**
10	**Capital cost including IDC, FC, FERV & Hedging Cost**	**249690.14**	**680296.43**	**708793.00**	**812500.65**	**840841.59**	**7211.58**	**8737.42**	**12392.31**	**13918.14**	**(437817.87)**	**(467840.27)**	**(575202.80)**	**(605069.57)**

~ 1627 ~

Restriction on use: This certificate is addressed to and provided to the Company solely for the purpose of filing Tariff Petition and should not be used by any other person or for any other purpose.

for Naveen Bhartia & Associates
Chartered Accountants
FRN: 330089E

Naveen Bhartia & Associates Chartered Accountants Guwahati

Naveen Bhartia
Proprietor
M. No.: 311914

Place: Guwahati
Date: 3rd October, 2023
UDIN: 23311914BHAKEV6424

NAVEEN BHARTIA & ASSOCIATES
CHARTERED ACCOUNTANTS

CA Naveen Bhartia, F.C.A., B.Com, DISA (ICAI)

103, Suraj Market (1st Floor)
H.B. Road, Fancy Bazar
Guwahati – 781001
Phone : 8822252107 / 8638755422
Email : nba.guwahati@gmail.com

To,
Kameng Hydro Power Station,
North Eastern Electric Power Corporation Limited,
Kimi Village, West Kameng,
Arunachal Pradesh - 790114

INDEPENDENT PRACTITIONER'S CERTIFICATE

This is to certify that as per the trial balance and calculations produced before us, Capital Cost, Incidental Expenditure during Construction (IEDC), Interest during Construction (IDC) and Capital Liability related to Unit-I, Unit-II, Unit-III and Unit-IV of "North Eastern Electric Power Corporation Limited – Kameng Hydro Power Station" till 31-03-2023 are as follows:

Sl. No.	Particulars	Unit-I (COD 17-06-2020)	Unit-II (COD 01-07-2020)	Unit-III (COD 22-01-2021)	Unit-IV (COD 12-02-2021)
		(Amount in ₹ Lakhs)	(Amount in ₹ Lakhs)	(Amount in ₹ Lakhs)	(Amount in ₹ Lakhs)
a)	Opening Gross Block	24409.68	680296.43	708793.00	812500.65
b)	Addition in Gross Block (Direct Purchases)	15562.99	724.14	3736.57	527.60
c)	Addition in Gross Block (Transferred from CWIP)	640323.76	27772.43	99971.08	27813.34
d)	Closing Gross Block	680296.43	708793.00	812500.65	840841.59
e)	Amount of Capital Liability in (d) above	7211.58	8737.42	12392.31	13918.14
f)	Amount of IEDC in (d) above	112424.05	117151.14	134823.45	139696.34
g)	Amount of IDC in (d) above	221107.17	230404.06	265160.64	274744.26

Restriction on use: This certificate is addressed to and provided to the Company solely for the purpose of filing Tariff Petition and should not be used by any other person or for any other purpose.

for Naveen Bhartia & Associates
Chartered Accountants
FRN: 330089E

Naveen Bhartia & Associates Chartered Accountants Guwahati

Naveen Bhartia

Naveen Bhartia
Proprietor
M. No.: 311914

Place: Guwahati
Date: 3rd October, 2023
UDIN: 23311914BHAKEW2025

NEEPCO New Delhi North Eastern Electric Power Corporation

NAVEEN BHARTIA & ASSOCIATES
CHARTERED ACCOUNTANTS

CA Naveen Bhartia, F.C.A., B.Com, DISA (ICAI)

103, Suraj Market (1st Floor)
H.B. Road, Fancy Bazar
Guwahati – 781001
Phone : 8822252107 / 8638755422
Email : nba.guwahati@gmail.com

To,
Kameng Hydro Power Station,
North Eastern Electric Power Corporation Limited,
Kimi Village, West Kameng,
Arunachal Pradesh - 790114

INDEPENDENT PRACTITIONER'S CERTIFICATE

This is to certify that as per the trial balance and calculations produced before us, Calculation of Depreciation as per Form – 11 (without apportionment) related to Unit-I, Unit-II, Unit-III and Unit-IV of "North Eastern Electric Power Corporation Limited – Kameng Hydro Power Station" till 31-03-2023 is as per **Annexure – I** attached herewith:

for Naveen Bhartia & Associates
Chartered Accountants
FRN: 330089E

Naveen Bhartia & Associates Chartered Accountants Guwahati

Naveen Bhartia
Proprietor
M. No.: 311914

Place: Guwahati
Date: 3rd October, 2023
UDIN: 23311914BHAKEZ1675

NEEPCO New Delhi North Eastern Electric Power Corporation

Annexure – I

Name of the Petitioner :: NORTH EASTERN ELECTRIC POWER CORPORATION LIMITED
Name of the Generating Station :: KAMENG HYDRO POWER STATION

PART - II
FORM - 11 (without apportionment)
(Amount in ₹ Lakhs)

Calculation of Depreciation
(To be submitted on relevant dates)

Sl No.	Name of Assets	Gross Block as on 31.03.2023				Depreciation Rates	Depreciation Amount for each year			
		For Unit -I (COD 17-06-2020)	For Unit -II (COD 01-07-2020)	For Unit -III (COD 22-01-2021)	For Unit -IV (COD 12-02-2021)	As per CERC's Depreciation Rate Schedule	For Unit -I (COD 17-06-2020)	For Unit -II (COD 01-07-2020)	For Unit -III (COD 22-01-2021)	For Unit -IV (COD 12-02-2021)
1	Forest land (right to use)	5389.40	5389.40	5389.40	5389.40	1/40	134.73	134.73	134.73	134.73
2	Freehold land	441.06	441.06	441.06	441.06	0.00%	0.00	0.00	0.00	0.00
3	Plant Area Road	320.38	320.38	320.38	320.38	3.34%	10.70	10.70	10.70	10.70
4	Colony road	1432.64	1432.64	1432.64	1432.64	3.34%	47.85	47.85	47.85	47.85
5	Helipad	86.58	86.58	86.58	86.58	3.34%	2.89	2.89	2.89	2.89
6	Permanent building -Residential	2811.16	2811.16	2811.16	2811.16	3.34%	93.89	93.89	93.89	93.89
7	Boundary wall	253.94	253.94	253.94	253.94	3.34%	8.48	8.48	8.48	8.48
8	Permanent non-residential building	1764.41	1764.41	1764.41	1764.41	3.34%	58.93	58.93	58.93	58.93
9	Temporary building - Residential	1014.88	1014.88	1014.88	1014.88	100%	1014.88	1014.88	1014.88	1014.88
10	Temporary building – Non-Residential	512.31	512.31	512.31	512.31	100%	512.31	512.31	512.31	512.31
11	Sewerage drainage system -Township	206.39	206.39	206.39	206.39	3.34%	6.89	6.89	6.89	6.89
12	Water supply & sanitation	297.65	297.65	297.65	297.65	3.34%	9.94	9.94	9.94	9.94
13	Firefighting Equipment	0.54	0.54	0.54	0.54	5.28%	0.03	0.03	0.03	0.03
14	Firefighting Equipment	49.13	49.13	49.13	49.13	5.28%	2.59	2.59	2.59	2.59

Naveen Bhartia & Associates Chartered Accountants Guwahati

15	Survey equipment	40.01	40.01	40.01	40.01	5.28%	2.11	2.11	2.11	2.11
16	Laboratory equipment	16.84	16.84	16.84	16.84	5.28%	0.89	0.89	0.89	0.89
17	Sub-station Equipment	3031.92	3031.92	3031.92	3031.92	5.28%	160.09	160.09	160.09	160.09
18	Transformer rating 100 KVA & above	361.80	361.80	361.80	361.80	5.28%	19.10	19.10	19.10	19.10
19	Ordinary tools & plants	67.51	67.51	67.51	67.51	5.28%	3.56	3.56	3.56	3.56
20	Special tools & plant	1602.56	1602.56	1602.56	1602.56	5.28%	84.62	84.62	84.62	84.62
21	11KV transmission line	159.36	159.36	159.36	159.36	5.28%	8.41	8.41	8.41	8.41
22	33KV transmission line	327.41	327.41	327.41	327.41	5.28%	17.29	17.29	17.29	17.29
23	132KV transmission line	3814.82	3814.82	3814.82	3814.82	5.28%	201.42	201.42	201.42	201.42
24	Outdoor electrification	238.39	238.39	238.39	238.39	5.28%	12.59	12.59	12.59	12.59
25	Internal electrification	196.10	196.10	196.10	196.10	6.33%	12.41	12.41	12.41	12.41
26	Transport equipment	26.79	26.79	26.79	26.79	9.50%	2.55	2.55	2.55	2.55
27	Furniture & fixture	324.02	324.02	324.02	324.02	6.33%	20.51	20.51	20.51	20.51
28	Other E.D.P. machines	161.16	161.16	161.16	161.16	33.33%	53.71	53.71	53.71	53.71
29	Office equipment	19.32	19.32	19.32	19.32	6.33%	1.22	1.22	1.22	1.22
30	Hospital equipment	3.81	3.81	3.81	3.81	5.28%	0.20	0.20	0.20	0.20
31	Guest house equipment	6.23	6.23	6.23	6.23	5.28%	0.33	0.33	0.33	0.33
32	Interior communication equipment	107.61	107.61	107.61	107.61	6.33%	6.81	6.81	6.81	6.81
33	Misc. Equipment	69.15	69.15	69.15	69.15	5.28%	3.65	3.65	3.65	3.65
34	Electrical tools & plants	191.77	191.77	191.77	191.77	5.28%	10.13	10.13	10.13	10.13
35	Audio visual equipment	124.78	124.78	124.78	124.78	5.28%	6.59	6.59	6.59	6.59
36	Books & manuals	4.96	4.96	4.96	4.96	5.28%	0.26	0.26	0.26	0.26
37	Fixed assets of Minor Value	7.81	7.81	7.81	7.81	0.00%	0.00	0.00	0.00	0.00
38	Intangible assets	3.75	3.75	3.75	3.75	33.33%	1.25	1.25	1.25	1.25
39	Power House - Civil	49940.43	49940.43	49940.43	49940.43	3.34%	1668.01	1668.01	1668.01	1668.01
40	Reservoir & dam	194943.16	194943.16	194943.16	194943.16	5.28%	10293.00	10293.00	10293.00	10293.00
41	Tunnel	224873.80	224873.80	224873.80	224873.80	5.28%	11873.34	11873.34	11873.34	11873.34
42	Steel Liner & Penstock	107418.78	107418.78	178824.31	178824.31	5.28%	5671.71	5671.71	9441.92	9441.92
43	Transformers	6508.76	13700.76	19863.06	25992.36	5.28%	343.66	723.40	1048.77	1372.40

Naveen Bhartia & Associates Chartered Accountants Guwahati

44	400/220/132 KV Switch Yard	22441.32	22441.32	22441.32	22441.32	5.28%	1184.90	1184.90	1184.90	1184.90
45	Plant & Machinery in generating station	48681.84	69986.41	96126.23	118337.87	5.28%	2570.40	3695.28	5075.47	6248.24
	Total	**680296.43**	**708793.00**	**812500.65**	**840841.59**		**36138.86**	**37643.48**	**43119.24**	**44615.64**

Note:

1. The depreciation mentioned above represent amount calculated for full year on the Gross Block value as on 31-03-2023 without considering the actual duration (from the date of addition till end of financial year) of asset added during the year.

Restriction on use: This certificate is addressed to and provided to the Company solely for the purpose of filing Tariff Petition and should not be used by any other person or for any other purpose.

for Naveen Bhartia & Associates
Chartered Accountants
FRN: 330089E

Naveen Bhartia & Associates Chartered Accountants Guwahati

Naveen Bhartia
Proprietor
M. No.: 311914

Place: Guwahati
Date: 3rd October, 2023
UDIN: 23311914BHAKEZ1675

NAVEEN BHARTIA & ASSOCIATES
CHARTERED ACCOUNTANTS

CA Naveen Bhartia, F.C.A., B.Com, DISA (ICAI)

103, Suraj Market (1st Floor)
H.B. Road, Fancy Bazar
Guwahati – 781001
Phone : 8822252107 / 8638755422
Email : nba.guwahati@gmail.com

To,
Kameng Hydro Power Station,
North Eastern Electric Power Corporation Limited,
Kimi Village, West Kameng,
Arunachal Pradesh - 790114

INDEPENDENT PRACTITIONER'S CERTIFICATE

This is to certify that as per the trial balance and calculations produced before us, Statement of Actual Cash Expenditure related to Unit-I, Unit-II, Unit-III and Unit-IV of "North Eastern Electric Power Corporation Limited – Kameng Hydro Power Station" till 31-03-2023 are as follows:

Name of the Petitioner :: NORTH EASTERN ELECTRIC POWER CORPORATION LIMITED Name of the Generating Station :: KAMENG HYDRO POWER STATION Statement of Actual Cash Expenditure (To be submitted on relevant dates)				PART - II FORM - 14A (Amount in ₹ Lakhs)
Particulars	For Unit -I (COD 17-06-2020)	For Unit -II (COD 01-07-2020)	For Unit -III (COD 22-01-2021)	For Unit -IV (COD 12-02-2021)
Expenditure towards Gross Block	680296.43	708793.00	812500.65	840841.59
Add: Expenditure towards CWIP	146220.09	119246.53	26803.70	0.00
Less: Un-discharged liabilities (included above)	7211.58	8737.42	12392.31	13918.14
Cumulative payments	**819304.94**	**819302.12**	**826912.04**	**826923.45**

Restriction on use: This certificate is addressed to and provided to the Company solely for the purpose of filing Tariff Petition and should not be used by any other person or for any other purpose.

for Naveen Bhartia & Associates
Chartered Accountants
FRN: 330089E

Naveen Bhartia & Associates Chartered Accountants Guwahati

Naveen Bhartia

Place: Guwahati
Date: 3rd October, 2023
UDIN: 23311914BHAKFA5618

Naveen Bhartia
Proprietor
M. No.: 311914

नॉर्थ ईस्टर्न इलेक्ट्रिक पावर कॉर्पोरेशन नई दिल्ली NEEPCO New Delhi North Eastern Electric Power Corporation

NAVEEN BHARTIA & ASSOCIATES
CHARTERED ACCOUNTANTS

CA Naveen Bhartia, F.C.A., B.Com, DISA (ICAI)

103, Suraj Market (1st Floor)
H.B. Road, Fancy Bazar
Guwahati – 781001
Phone : 8822252107 / 8638755422
Email : nba.guwahati@gmail.com

To,
Kameng Hydro Power Station,
North Eastern Electric Power Corporation Limited,
Kimi Village, West Kameng,
Arunachal Pradesh - 790114

INDEPENDENT PRACTITIONER'S CERTIFICATE

This is to certify that as per the trial balance and calculations produced before us, Calculation of Depreciation as per Form – 11 (with apportionment) related to Unit-I, Unit-II, Unit-III and Unit-IV of "North Eastern Electric Power Corporation Limited – Kameng Hydro Power Station" till 31-03-2023 is as per **Annexure – I** attached herewith:

for Naveen Bhartia & Associates
Chartered Accountants
FRN: 330089E

Naveen Bhartia & Associates Chartered Accountants Guwahati

Naveen Bhartia

Place: Guwahati
Date: 3rd October, 2023
UDIN: 23311914BHAKEY3230

Naveen Bhartia
Proprietor
M. No.: 311914

नॉर्थ ईस्टर्न इलेक्ट्रिक पावर कॉर्पोरेशन नई दिल्ली NEEPCO North Eastern Electric Power Corporation New Delhi

Annexure – I

Name of the Petitioner :: NORTH EASTERN ELECTRIC POWER CORPORATION LIMITED
Name of the Generating Station :: KAMENG HYDRO POWER STATION

PART - II
FORM - 11 (with apportionment)
(Amount in ₹ Lakhs)

Calculation of Depreciation
(To be submitted on relevant dates)

Sl No.	Name of Assets	Gross Block as on 31.03.2023				Depreciation Rates	Depreciation Amount for each year			
		For Unit -I (COD 17-06-2020)	For Unit -II (COD 01-07-2020)	For Unit -III (COD 22-01-2021)	For Unit -IV (COD 12-02-2021)	As per CERC's Depreciation Rate Schedule	For Unit -I (COD 17-06-2020)	For Unit -II (COD 01-07-2020)	For Unit -III (COD 22-01-2021)	For Unit -IV (COD 12-02-2021)
1	Forest land (right to use)	1347.35	2694.70	4042.05	5389.40	1/40	33.68	67.37	101.05	134.73
2	Freehold land	110.27	220.53	330.80	441.06	0.00%	0.00	0.00	0.00	0.00
3	Plant Area Road	80.10	160.19	240.29	320.38	3.34%	2.68	5.35	8.03	10.70
4	Colony road	358.16	716.32	1074.48	1432.64	3.34%	11.96	23.93	35.89	47.85
5	Helipad	21.65	43.29	64.94	86.58	3.34%	0.72	1.45	2.17	2.89
6	Permanent building -Residential	702.79	1405.58	2108.37	2811.16	3.34%	23.47	46.95	70.42	93.89
7	Boundary wall	63.48	126.97	190.45	253.94	3.34%	2.12	4.24	6.36	8.48
8	Permanent non-residential building	441.10	882.20	1323.31	1764.41	3.34%	14.73	29.47	44.20	58.93
9	Temporary building - Residential	253.72	507.44	761.16	1014.88	100%	253.72	507.44	761.16	1014.88
10	Temporary building – Non-Residential	128.08	256.16	384.23	512.31	100%	128.08	256.16	384.23	512.31
11	Sewerage drainage system -Township	51.60	103.19	154.79	206.39	3.34%	1.72	3.45	5.17	6.89
12	Water supply & sanitation	74.41	148.82	223.24	297.65	3.34%	2.49	4.97	7.46	9.94
13	Firefighting Equipment	0.13	0.27	0.40	0.54	5.28%	0.01	0.01	0.02	0.03

Naveen Bhartia & Associates Chartered Accountants Guwahati

14	Firefighting Equipment	12.28	24.56	36.85	49.13	5.28%	0.65	1.30	1.95	2.59
15	Survey equipment	10.00	20.00	30.01	40.01	5.28%	0.53	1.06	1.58	2.11
16	Laboratory equipment	4.21	8.42	12.63	16.84	5.28%	0.22	0.44	0.67	0.89
17	Sub-station Equipment	757.98	1515.96	2273.94	3031.92	5.28%	40.02	80.04	120.06	160.09
18	Transformer rating 100 KVA & above	90.45	180.90	271.35	361.80	5.28%	4.78	9.55	14.33	19.10
19	Ordinary tools & plants	16.88	33.76	50.64	67.51	5.28%	0.89	1.78	2.67	3.56
20	Special tools & plant	400.64	801.28	1201.92	1602.56	5.28%	21.15	42.31	63.46	84.62
21	11KV transmission line	39.84	79.68	119.52	159.36	5.28%	2.10	4.21	6.31	8.41
22	33KV transmission line	81.85	163.71	245.56	327.41	5.28%	4.32	8.64	12.97	17.29
23	132KV transmission line	953.70	1907.41	2861.11	3814.82	5.28%	50.36	100.71	151.07	201.42
24	Outdoor electrification	59.60	119.20	178.79	238.39	5.28%	3.15	6.29	9.44	12.59
25	Internal electrification	49.02	98.05	147.07	196.10	6.33%	3.10	6.21	9.31	12.41
26	Transport equipment	6.70	13.40	20.10	26.79	9.50%	0.64	1.27	1.91	2.55
27	Furniture & fixture	81.01	162.01	243.02	324.02	6.33%	5.13	10.26	15.38	20.51
28	Other E.D.P. machines	40.29	80.58	120.87	161.16	33.33%	13.43	26.86	40.29	53.71
29	Office equipment	4.83	9.66	14.49	19.32	6.33%	0.31	0.61	0.92	1.22
30	Hospital equipment	0.95	1.90	2.86	3.81	5.28%	0.05	0.10	0.15	0.20
31	Guest house equipment	1.56	3.12	4.67	6.23	5.28%	0.08	0.16	0.25	0.33
32	Interior communication equipment	26.90	53.81	80.71	107.61	6.33%	1.70	3.41	5.11	6.81
33	Misc. Equipment	17.29	34.58	51.86	69.15	5.28%	0.91	1.83	2.74	3.65
34	Electrical tools & plants	47.94	95.88	143.83	191.77	5.28%	2.53	5.06	7.59	10.13
35	Audio visual equipment	31.19	62.39	93.58	124.78	5.28%	1.65	3.29	4.94	6.59
36	Books & manuals	1.24	2.48	3.72	4.96	5.28%	0.07	0.13	0.20	0.26
37	Fixed assets of Minor Value	1.95	3.90	5.86	7.81	0.00%	0.00	0.00	0.00	0.00
38	Intangible assets	0.94	1.87	2.81	3.75	33.33%	0.31	0.62	0.94	1.25
39	Power House - Civil	12485.11	24970.22	37455.32	49940.43	3.34%	417.00	834.01	1251.01	1668.01
40	Reservoir & dam	48735.79	97471.58	146207.37	194943.16	5.28%	2573.25	5146.50	7719.75	10293.00
41	Tunnel	56218.45	112436.90	168655.35	224873.80	5.28%	2968.33	5936.67	8905.00	11873.34
42	Steel Liner & Penstock	53709.39	107418.78	143121.54	178824.31	5.28%	2835.86	5671.71	7556.82	9441.92

Naveen Bhartia & Associates Chartered Accountants Guwahati

43	Transformers	6508.76	13700.76	19863.06	25992.36	5.28%	343.66	723.40	1048.77	1372.40
44	400/220/132 KV Switch Yard	5610.33	11220.66	16830.99	22441.32	5.28%	296.23	592.45	888.68	1184.90
45	Plant & Machinery in generating station	48681.84	69986.41	96126.23	118337.87	5.28%	2570.40	3695.28	5075.47	6248.24
	Total	**238321.76**	**449949.48**	**647376.13**	**840841.59**		**12638.19**	**23866.94**	**34345.87**	**44615.64**

Note:

1. The depreciation mentioned above represent amount calculated for full year on the Gross Block value as on 31-03-2023 without considering the actual duration (from the date of addition till end of financial year) of asset added during the year.

Restriction on use: This certificate is addressed to and provided to the Company solely for the purpose of filing Tariff Petition and should not be used by any other person or for any other purpose.

~ 1637 ~

for Naveen Bhartia & Associates
Chartered Accountants
FRN: 330089E

Naveen Bhartia & Associates Chartered Accountants Guwahati

Naveen Bhartia
Proprietor
M. No.: 311914

Place: Guwahati
Date: 3rd October, 2023
UDIN: 23311914BHAKEY3230

NAVEEN BHARTIA & ASSOCIATES
CHARTERED ACCOUNTANTS

CA Naveen Bhartia, F.C.A., B.Com, DISA (ICAI)

103, Suraj Market (1st Floor)
H.B. Road, Fancy Bazar
Guwahati – 781001
Phone : 8822252107 / 8638755422
Email : nba.guwahati@gmail.com

To,
Kameng Hydro Power Station,
North Eastern Electric Power Corporation Limited,
Kimi Village, West Kameng,
Arunachal Pradesh - 790114

INDEPENDENT PRACTITIONER'S CERTIFICATE

This is to certify that as per the trial balance and calculations produced before us, Capital Liability related to Unit-I, Unit-II, Unit-III and Unit-IV of "North Eastern Electric Power Corporation Limited – Kameng Hydro Power Station" as on 31-03-2023 are as follows:

Name of the Petitioner :: NORTH EASTERN ELECTRIC POWER CORPORATION LIMITED

Name of the Generating Station :: KAMENG HYDRO POWER STATION

Statement of Liability Flow
(To be submitted on relevant dates)

PART - II FORM - 16 (Amount in ₹ Lakhs)

Sl No.	Name of Party	Nature	AS ON 31.03.2023 Liability			
			For Unit -I (COD 17-06-2020)	For Unit -II (COD 01-07-2020)	For Unit -III (COD 22-01-2021)	For Unit -IV (COD 12-02-2021)
1	Electrokings	Township	3.21	0.00	0.00	0.00
2	M/s Arunachal Iron	Communication	66.44	0.00	0.00	0.00
3	M/s Arunachal Iron	Communication	3.35	0.00	0.00	0.00
4	Patel Engineering	Dam, Intake & De-silting Chambers	4.25	0.00	0.00	0.00
5	Baijanti Engicon	Dam, Intake & De-silting Chambers	2.58	0.00	0.00	0.00
6	Patel Engineering Ltd-PKG-II	Dam, Intake & De-silting Chambers	139.89	0.00	0.00	0.00
7	Patel Engineering Ltd-PKG-III	Dam, Intake & De-silting Chambers	1265.43	0.00	0.00	0.00

Naveen Bhartia & Associates Chartered Accountants Guwahati

8	Omega Elevators	Dam, Intake & De-silting Chambers	5.58	0.00	0.00	0.00
9	Sri Vijetha Engineer	Dam, Intake & De-silting Chambers	5.91	0.00	0.00	0.00
10	M/s Omil & JSC-JV	HRT, TRT, Surge Shaft & Pressure shafts	45.05	0.00	45.05	0.00
11	M/s Omil & JSC-JV	HRT, TRT, Surge Shaft & Pressure shafts	1999.16	0.00	1999.16	0.00
12	M/s Omil & JSC-JV	HRT, TRT, Surge Shaft & Pressure shafts	84.77	0.00	84.77	0.00
13	SMEC International	HRT, TRT, Surge Shaft & Pressure shafts	2.35	0.00	0.00	0.00
14	Mechfab Engineering	HRT, TRT, Surge Shaft & Pressure shafts	14.76	0.00	0.00	0.00
15	Mechfab Engineering	HRT, TRT, Surge Shaft & Pressure shafts	57.03	0.00	0.00	0.00
16	A G Advance	HRT, TRT, Surge Shaft & Pressure shafts	0.07	0.00	0.07	0.00
17	Patel Engineering Ltd. I	HRT, TRT, Surge Shaft & Pressure shafts	534.15	0.00	0.00	0.00
18	Patel Engineering Ltd. I	HRT, TRT, Surge Shaft & Pressure shafts	72.49	0.00	0.00	0.00
19	Patel Engineering Ltd. I	HRT, TRT, Surge Shaft & Pressure shafts	1197.44	0.00	0.00	0.00
20	Patel Engineering Ltd. II	HRT, TRT, Surge Shaft & Pressure shafts	169.73	0.00	0.00	0.00
21	Patel Engineering Ltd. (PKG III)	Power Plant civil works	12.10	0.00	0.00	0.00

Naveen Bhartia & Associates Chartered Accountants Guwahati

22	BHEL	Plant & Equipment	148.72	148.72	148.72	148.72
23	BHEL	Plant & Equipment	1360.37	1360.37	1360.37	1360.37
24	BHEL-PKG (VII)	Plant & Equipment	16.75	16.75	16.75	16.75
	Total		**7211.58**	**1525.84**	**3654.89**	**1525.84**

Restriction on use: This certificate is addressed to and provided to the Company solely for the purpose of filing Tariff Petition and should not be used by any other person or for any other purpose.

for Naveen Bhartia & Associates
Chartered Accountants
FRN: 330089E

Naveen Bhartia & Associates Chartered Accountants Guwahati

Naveen Bhartia
Proprietor
M. No.: 311914

Place: Guwahati
Date: 3rd October, 2023
UDIN: 23311914BHAKFB6193

नॉर्थ ईस्टर्न इलेक्ट्रिक पावर कॉर्पोरेशन नई दिल्ली NEEPCO New Delhi North Eastern Electric Power Corporation

NAVEEN BHARTIA & ASSOCIATES
CHARTERED ACCOUNTANTS

CA Naveen Bhartia, F.C.A., B.Com, DISA (ICAI)

103, Suraj Market (1st Floor)
H.B. Road, Fancy Bazar
Guwahati – 781001
Phone : 8822252107 / 8638755422
Email : nba.guwahati@gmail.com

To,
Kameng Hydro Power Station,
North Eastern Electric Power Corporation Limited,
Kimi Village, West Kameng,
Arunachal Pradesh - 790114

INDEPENDENT PRACTITIONER'S CERTIFICATE

This is to certify that as per the trial balance and calculations produced before us, Statement of Hard Cost and Soft Cost related to Assets of "North Eastern Electric Power Corporation Limited – Kameng Hydro Power Station" as on 31-03-2023 is as per **Annexure – I** attached herewith:

for Naveen Bhartia & Associates
Chartered Accountants
FRN: 330089E

Naveen Bhartia & Associates Chartered Accountants Guwahati

Naveen Bhartia
Proprietor
M. No.: 311914

Place: Guwahati
Date: 3rd October, 2023
UDIN: 23311914BHAKFC9927

Annexure - I

Name of the Petitioner :: NORTH EASTERN ELECTRIC POWER CORPORATION LIMITED

Name of the Generating Station :: KAMENG HYDRO POWER STATION

Statement of Hard Cost and Soft Cost as on 31st March, 2023

(₹ in Lakhs)

Sl No.	Asset Description	Hard Cost			Soft Cost			Total Cost
		Asset Value	Asset Value (Enabling Asset)	Total Hard Cost	IEDC (Excluding IDC)	IDC	Total	
1	Power House – Civil	22403.13	2241.88	24645.01	8186.88	17108.54	25295.42	49940.43
2	Reservoir & Dam	81319.46	8015.39	89334.85	29463.17	61570.66	91033.83	180368.68
3	Diversion Tunnel	6492.95	635.82	7128.77	2409.81	5035.90	7445.71	14574.48
4	Tunnel	100245.53	9805.22	110050.76	37162.57	77660.47	114823.04	224873.80
5	Steel Liner & Penstock (I&II)-P1	49615.28	4705.93	54321.21	17185.07	35912.50	53097.57	107418.78
6	Steel Liner & Penstock (III&IV)-P2	32138.12	3054.38	35192.51	13493.68	22719.33	36213.02	71405.52
7	Transformers (Unit-I)	2906.22	293.29	3199.51	1071.04	2238.21	3309.25	6508.76
8	Transformers (Unit-II)	3225.55	322.89	3548.44	1179.48	2464.08	3643.57	7192.00
9	Transformers (Unit-III)	2685.62	270.64	2956.26	1192.09	2013.95	3206.04	6162.30
10	Transformers (Unit-IV)	2638.75	271.16	2909.91	1201.54	2017.85	3219.39	6129.30
11	400/220/132 KV Switch Yard	9862.88	1024.04	10886.92	3739.59	7814.81	11554.40	22441.32
12	Plant & Machinery In Generating Station(I)	22925.47	2096.89	25022.36	7657.41	16002.07	23659.48	48681.84
13	Plant & Machinery In Generating Station(II)	10004.24	919.91	10924.15	3360.31	7020.11	10380.42	21304.56
14	Plant & Machinery In Generating Station(III)	12034.09	1095.88	13129.97	4864.17	8145.68	13009.86	26139.82
15	Plant & Machinery In Generating Station(IV)	10030.11	944.42	10974.53	4217.00	7020.11	11237.11	22211.64
16	Forest Land (Right to Use)	5389.40	0.00	5389.40	0.00	0.00	0.00	5389.40
17	Freehold Land	441.06	0.00	441.06	0.00	0.00	0.00	441.06
18	Plant Area Road	320.38	0.00	320.38	0.00	0.00	0.00	320.38
19	Colony Road	1065.56	0.00	1065.56	367.08	0.00	367.08	1432.64
20	Helipad	76.90	0.00	76.90	9.69	0.00	9.69	86.58

Praveen Bhartia & Associates Chartered Accountants Guwahati

(₹ in Lakhs)

Sl. No.	Asset Description	Hard Cost			Soft Cost			Total Cost
		Asset Value	Asset Value (Enabling Asset)	Total Hard Cost	IEDC (Excluding IDC)	IDC	Total	
21	Permanent Residential Building	2397.11	0.00	2397.11	414.05	0.00	414.05	2811.16
22	Boundary Wall	191.53	0.00	191.53	62.40	0.00	62.40	253.94
23	Permanent Non-Residential Building	1360.51	0.00	1360.51	403.89	0.00	403.89	1764.41
24	Temporary Residential Building	856.44	0.00	856.44	158.44	0.00	158.44	1014.88
25	Temporary Non-Residential Building	446.13	0.00	446.13	66.18	0.00	66.18	512.31
26	Sewerage & Drainage	175.16	0.00	175.16	31.23	0.00	31.23	206.39
27	Water Supply	235.51	0.00	235.51	62.14	0.00	62.14	297.65
28	Fire Fighting Equipment	.54	0.00	.54	0.00	0.00	0.00	.54
29	Fire Fighting Equipment	49.13	0.00	49.13	0.00	0.00	0.00	49.13
30	Survey Equipment	40.01	0.00	40.01	0.00	0.00	0.00	40.01
31	Laboratory Equipment	16.84	0.00	16.84	0.00	0.00	0.00	16.84
32	Outdoor Electrification	208.06	0.00	208.06	30.33	0.00	30.33	238.39
33	Internal Electrification	159.63	0.00	159.63	36.46	0.00	36.46	196.10
34	11 KV Transmission Line	110.83	0.00	110.83	48.53	0.00	48.53	159.36
35	33 KV Transmission Line	225.93	0.00	225.93	101.48	0.00	101.48	327.41
36	132 KV Transmission Line	3249.24	0.00	3249.24	565.58	0.00	565.58	3814.82
37	Sub-Station Equipments	2479.05	0.00	2479.05	552.87	0.00	552.87	3031.92
38	Transformer Rating 100 KVA & Above	304.25	0.00	304.25	57.54	0.00	57.54	361.80
39	Ordinary Tools & Plants	67.51	0.00	67.51	0.00	0.00	0.00	67.51
40	Special Tools & Plants	1257.95	0.00	1257.95	344.61	0.00	344.61	1602.56
41	Transport Equipment	26.79	0.00	26.79	0.00	0.00	0.00	26.79

Naveen Bhartia & Associates Chartered Accountants Guwahati

(₹ in Lakhs)

Sl No.	Asset Description	Hard Cost			Soft Cost			Total Cost
		Asset Value	Asset Value (Enabling Asset)	Total Hard Cost	IEDC (Excluding IDC)	IDC	Total	
42	Furniture & Fixture	324.02	0.00	324.02	0.00	0.00	0.00	324.02
43	Other E.D.P. Machines	161.16	0.00	161.16	0.00	0.00	0.00	161.16
44	Office Equipment	19.32	0.00	19.32	0.00	0.00	0.00	19.32
45	Hospital Equipment	3.81	0.00	3.81	0.00	0.00	0.00	3.81
46	Guest House Equipment	6.23	0.00	6.23	0.00	0.00	0.00	6.23
47	Interior Communication Equipment	107.61	0.00	107.61	0.00	0.00	0.00	107.61
48	Miscellaneous Equipment	69.15	0.00	69.15	0.00	0.00	0.00	69.15
49	Electrical Tools & Plants	191.77	0.00	191.77	0.00	0.00	0.00	191.77
50	Audio Visual Equipment	124.78	0.00	124.78	0.00	0.00	0.00	124.78
51	Books & Manuals	4.96	0.00	4.96	0.00	0.00	0.00	4.96
52	Fixed Assets of Minor Value	7.81	0.00	7.81	0.00	0.00	0.00	7.81
53	Intangible Assets	3.75	0.00	3.75	0.00	0.00	0.00	3.75
	Grand Total	**390703.24**	**35697.74**	**426400.98**	**139696.34**	**274744.26**	**414440.60**	**840841.59**

Restriction on use: This certificate is addressed to and provided to the Company solely for the purpose of filing Tariff Petition and should not be used by any other person or for any other purpose.

for Naveen Bhartia & Associates
Chartered Accountants
FRN: 330089E

Naveen Bhartia & Associates Chartered Accountants Guwahati

Naveen Bhartia
Proprietor
M. No.: 311914

Place: Guwahati
Date: 3rd October, 2023
UDIN: 23311914BHAKFC9927

ANNEXURE - XIII B

Cost Audit Report

FY 2021-22

NEEPCO Ltd

North Eastern Electric Power Corporation Ltd
Brookland Compound,
Lower New Colony,
Shillong-793 003,Meghalaya,India.

Cost Auditor
A.C Dutta & Co.
Regd. Office:
10,K.S. Roy Road (2ndFloor)
Kolkata – 700001,
M. NO:-FCMA-04670
Firm Regn No . 000125

Branch Office:
1st Floor, Manada Market, Kahilipara Colony Bazar,
Guwahati, Assam - 781018

A. C. Dutta & Co.
Cost Accountants.

10,K.S. Roy Road (2nd Floor)
Kolkata - 700 001.
Phone : (033) 2243-7850
Fax : (033) 2248-7589
e-mail : ac.dutta@yahoo.in

Date: 19/09/2022

Form CRA-3

[Pursuant to rule 6(4) of the Companies (Cost Records and Audit) Rules, 2014]

THE COST AUDIT REPORT (Part I)

We, **A. C. Dutta & Co.**, Cost Accountants, having been appointed as Cost Auditor under section 148(3) of the Companies Act, 2013 (18 of 2013) of **North Eastern Electric Power Corporation Limited**, having its Registered office at Brookland Compound, Lower New Colony, Laitumkhrah, Shillong-793003. (hereinafter referred to as NEEPCO/ the Company), have audited the Cost records maintained under section 148 of the said Act, in compliance with the Cost Auditing Standards, in respect of **Generation of Electricity** for the **Financial Year 2021-22**, maintained by the company and Report in addition to our observations and suggestions in Para II.

i. We have obtained all the information and explanations which to the best of our knowledge & belief were necessary for the purpose of this audit.

ii. In our opinion, proper cost records as per rule 5 of the Companies (Cost Records and Audit) Rules, 2014and amendments thereto have been maintained by the company in respect of the products under reference.

iii. In our opinion, proper reports/documents adequate for the purpose of the cost audit have been received from all generating units.

iv. In our opinion and to the best of our information, the said books & records give the information required by the Companies Act 2013, in the manner so required.

v. In our opinion, the company has adequate system of internal audit of cost records which, to our opinion, is commensurate to its nature and size of business.

vi. In our opinion, information, statements in the annexure to this cost audit report, gives a true and fair view of the cost of production of Product(s)/Output, cost of sales, margin & other information relating to products under reference.

vii. Detailed unit wise, Cost statements and schedules thereto in respect of the products under reference of the company, duly audited and certified by us, are kept in the company.

For **A. C. Dutta & Co.**

A. C. Datta, Partner
(M-04670)

Note : Figure for earlier year(s) have been recasted/rearranged/regrouped, wherever necessary.

Part II

OBSERVATION & SUGGESTION

1. Plant performance of NEEPCO's generating stations :

The following Generating Stations of the Company are unable to achieve its Normative/Designed/Installed Capacity during the FY 2021-22:

A. Generation

Generating station	Designed/ Installed Capacity (in MU)	Actual generation (in MU)	Capacity utilisation (in %)
TGBPS	752.05	717.96	95.47
Kopili HPS	363.95	286.09	78.61
Doyang HPS	227.24	100.58	44.26
Ranganadi HPS	1293.73	1154.28	89.22
Tuirial HPS	250.63	137.42	54.83
Pare HPS	506.42	430.55	85.02
Kameng HPS	3353	2576.35	76.83
Solar	8.32	5.98	71.88

2. Auxiliary Power Consumption (APC) :

During the FY 2021-22, Auxiliary Power consumption of the following generating stations are significantly higher than the normative APC (allowed by the CERC):

Power Plant	Generation 2021 – 22 (in MU)	Norm APC (in %)	Norm APC (in MU)	Actual Aux. consumption including colony (MU)	Actual APC (in %)	Excess APC w.r.t. CERC normative	
						(in MU)	(in %)
AGTPCC	923.99	3.10%	27.28	32.75	3.72%	5.47	0.62%
TGBPP	717.96	3.30%	17.58	25.05	4.70%	7.47	1.40%
KHEP	286.09	1.20%	0.81	4.64	6.85%	3.83	5.65%
Tuirial	137.42	1.20%	1.90	7.05	4.43%	5.15	3.23%

3. Margin:

The Table below presents unit revenue, cost of sales and net margin for the generating stations of NEEPCO for the FY 2021-22.

Table : Margin Analysis for NEEPCO Power Plants

Power Plant	Units sold (MU)	Revenue	Cost of Sales	Net Margin	Net Margin
		Rs/Unit	Rs/Unit	Rs/Unit	Rs. Lakh
AGBPP	1748.23	3.55	2.81	0.74	12,958.38
AGTPP	891.25	3.75	3.54	0.21	1,899.47
TGBPP	692.91	4.98	4.09	0.88	6,120.55
KHEP	248.06	1.64	2.62	-0.99	-2,448.49
DHEP	86.98	9.84	10.13	-0.29	-252.85
RHEP	1009.78	3.58	1.41	2.17	21,904.16
Tuirial	114.58	8.19	13.42	-5.23	-5,988.44
Pare	370.58	5.04	5.62	-0.58	-2,161.24
Kameng	2262.54	4.52	5.09	-0.57	-12,951.41
Solar	5.88	7.43	9.29	-1.86	-109.28
Total/Avg.	**7430.79**	**4.17**	**3.91**	**0.26**	**18970.85**

Findings on the above Table:

- Net Margin for NEEPCO as a whole for the financial year (FY) 2021-22 is "Positive".
- The most significant per unit negative margin is for Tuirial HPS (Rs. - 5.23).
- Kameng HPS, the project with highest designed capacity of the corporation, incurred maximum loss in terms of totality (Rs.-129.51 Crores).
- Further, Kameng & Tuirial HPS, being the high cost generating stations, all efforts need to be taken for achieving its normative Plant availability as well as designed energy, in order to avoid revenue losses in future.

Management's attention on the above is solicited for necessary action in view of improved Plant performance as well as profitability.

For **A. C. Dutta & Co.**

A. C. DUTTA & CO. Cost Accountants 10 K.S. Roy Road, Kolkata-1

A. C. Datta
Partner
Membership No: 04670
FRN: 000125

Place: Shillong
Dated: 19/09/2022

UDIN: 22046704LP85HBF8DR

NORTH EASTERN ELECTRIC POWER CORPORATION NEEPCO New Delhi

COST ACCOUNTING POLICY FOR THE FY 2021-2022

A. Corporate information

North Eastern Electric Power Corporation Limited ("NEEPCO" / "the Company") is a leading power utility, primarily operating in the North-Eastern Region of India. NEEPCO Ltd, a Central Public Sector Enterprise (CPSE), is a wholly owned Subsidiary of NTPC Ltd and it is conferred with the Schedule A- Miniratna Category-I CPSE status by the Government of India. The address of the Company's registered office is Brookland Compound, Lower New Colony, Laitumkhrah, Shillong 793003, Meghalaya. Authorised Capital of the Company is ₹ 5000 crore. The Company has its 12 (twelve) generating stations, which are under operation [except Kopili (4X50 MW) power stations which is under shut down from the 07th of October 2019 due to rupturing of the penstock and presently under Reconstruction Renovation & Modernization], with 8 (eight) hydro, 3 (three) thermal and 1(one) solar power stations. Present install capacity of the Company is 2057 MW.

NEEPCO has its debt (Bond XI issue to XXIII issue) listed with Bombay Stock Exchange (BSE).

B. Cost Accounting Policy

The cost accounting policy adopted by the Company and its adequacy or otherwise to determine correctly the cost of production/generation, cost of sales, sales realization and margin of the product is adequate and is in due adherence to the Generally Accepted Cost Accounting Principles (GACAP), Cost accounting standards (CAS) issued by the Institute of Cost Accountants of India and CRA -1 in pursuant to Rule 5(1) of the Companies (Cost Records and Audit) Rules, 2014 & amendments there-to. The policy cover, inter alia, the following areas:

I. Identification of cost Centre/cost objects and cost drivers:

- **<u>Production Cost Centres</u>:**
  Power House, Switchyard, Dam, Tunnel (including Penstock), D.M. Water Plant and GBS.
- **<u>Service Cost Centres</u>**
  Finance & Accounts, Personal & Administration, General Plant Administration, Maintenance Divisions- Administrative Building & Township, Stores and Workshop, Hospital Facilities and Corporate Office.

The Cost Accounting system of the company is integrated with the Financial Accounting system. The designed software "SAP-ERP" is used for seven generating

units of the company migrated to ERP during FY 2021-22 & "MATFIN" is used for the remaining generating units (Units which are not yet migrated to SAP-ERP) for recording various transactions relating to Employee costs, Repair & Maintenance, Stores Accounting, Asset Accounting etc. The account code structures enable identification of expenses/costs as well as revenue for each cost centre.

Cost drivers for the Company are Employee costs, Fuel (gas) cost, Repairs & Maintenance expenses, Depreciation, Overheads etc.

The corporate office and other administrative offices are treated as service cost centers. The expenditure of service cost centers are allocated on each cost centers under administrative overheads on suitable basis.

Cost so determine for power stations are than aggregated and unit cost is arrived at based on respective net generation- i.e., Gross generation netted for actual consumption for auxiliaries (for Thermal & Solar Plants) and Gross generation netted for free electricity to Home States (FESH) and actual consumption for auxiliaries (for Hydro Plants).

II. Accounting for material cost including packing materials, stores and spares, employee cost, utilities and other relevant cost components:

(i) **Material Costs:**

For the Thermal Power Stations, gas cost & its transportation cost including incidental taxes constitute major materials (fuel) cost for generation of electricity (product). For hydro generating unit, no input material (fuel) cost is involved.

(ii) **Stores and spares:**

Receipts & issue of stores, spares & consumables are recorded in MM-Module of SAP-ERP and Store Accounting module of MATFIN respectively. Issue price for each of such items are valued based on weighted average cost.

(iii) **Employees Costs:**

The Employees costs comprises of Salary and wages, Allowances, Incentives, Gratuity, Contributory provident fund, Leave Encashment, Medical expenses, Superannuation Benefits etc. Records are maintained for determination of Employee costs for all power stations and also for service units.

(iv) **Repairs & maintenance:**

Such expenditure includes repairs & Maintenance of Plants & machineries, Electrical installations, Hydraulic structures, Roads/Buildings etc. Cost are booked to the respective cost centers for which the same has been carried out. The repairs & maintenance expenditure relating to maintenance of colony/township & other indirect expenditures are treated as Overheads & allocated accordingly.

(v) Utilities

Power:

Auxiliary power consumed by the generating stations (including FESH for hydro stations) has been deducted from gross generation in consonance with practices followed under CERC order for determining Net (saleable) generation. The cost of production per unit is worked out based on net generation i.e. Gross generation is reduced by auxiliary consumption and FESH.

Effluent Treatment:

Expenditure pertaining to ETP/waste management during generation of electricity are treated as utility expenditure & same are recorded accordingly.

(vi) Other Relevant Cost Component:

Research and Development Expenses, Quality control Expenses, power trading expenses and other relevant cost components are accumulated and then apportioned to respective cost centers based on service rendered.

III. Accounting, allocation and absorption of overheads:

(i) Other Production Overhead:

Overhead comprising of Repairs and Maintenance, Insurance, Depreciation and other relevant costs of the generating stations, which are not directly identifiable to the Plant's production process and are common in nature, are treated as "Other production overhead" and are allocated/apportioned to cost centers.

(ii) Administrative Overhead:

Administrative Overhead is absorbed to the product. It includes cost of all activities relating to general management and administration of the Power Station.

(iii) Selling and Distribution Overhead:

Expenses for selling of electricity through power trading exchanges constitute selling and distribution overhead.

IV. Accounting for depreciation/amortization:

Depreciation is charged as per Electricity Act, 2003 on straight line method following the rates and methodology notified by the Central Electricity Regulatory Commission constituted under the Act except the followings:

i. IT equipment (Computers and Peripherals) are being depreciated fully (100%) in three years.
ii. Computer software is amortised on straight-line method over a period of legal right to use or 03 (three) years, whichever is less.
iii. "Land-right to use" is fully amortized over the period of useful life of the project from its "Date of commercial operation".
iv. Leasehold Lands are amortised over the period of lease or useful life of the project, whichever is lower, from its "Date of commercial operation". Leasehold Land, in case of administrative offices, are amortised over the lease period.
v. Where the cost of depreciable assets has undergone a change due to during the year due to increase/decrease in long term liabilities on account of exchange fluctuation, price adjustment, settlement of arbitration/court cases, changes in duties and similar factors, the unamortized balances of such assets is depreciated prospectively over the residual life of such asset at the rate and methodology notified by the CERC regulations.
vi. Cost of major repairing and overhauls are depreciated over their useful lives where it is probable that future economic benefits will be available.
vii. Spares parts procured along with the Plant & Machinery or subsequently which are capitalized and added in the carrying amount of such item are depreciated over the residual useful life of the related plant and machinery at the rates and methodology notified by CERC.
viii. Assets/procured installed, whose individual cost is Rs. 5000/- or less but more than Rs. 750/- (hereinafter is called Assets of minor value) and assets (excluding immovable assets) whose written down value is Rs. 5000/- or less at the beginning of the year are full depreciated during the year leaving a nominal balance of Rs. 1/- only
ix. Low value items, which are in the nature of the assets (excluding immovable assets) and value up to Rs. 750/- are not capitalized and charged off to revenue during the year.
x. Depreciation of Corporate/Administrative office assets and general assets of projects under construction are charged following the rates notified vide CERC tariff regulations.

V. Valuation of Inventories

Inventories mainly comprise of stores and spare parts to be used for operation and maintenance of Property, Plant and Equipment.

नार्थ ईस्टर्न इलेक्ट्रिक पावर कॉर्पोरेशन नई दिल्ली
NEEPCO
North Eastern Electric Power Corporation New Delhi

Inventories are valued at costs or net realizable value (NRV), whichever is lower. Cost includes cost of purchase, cost of conversion and other costs incurred in bringing the inventories to their present location and condition. Cost is determined using weighted average cost formula and NRV is the estimated selling price in the ordinary course of business less the estimated costs necessary to make the sale.

Value of scrap is adjusted in the account as & when sold/disposed-off and profit/loss, if any, is recognized in accounts in the year of sell/disposal.

VI. Treatment of abnormal and non-recurring costs including classification of other non-cost items:

Abnormal costs/Non-Recurring costs items, if any, are separately identified and excluded from cost of production.

VII. Other relevant cost accounting policy adopted by the Company:

Changes, if any, as per Accounting Standards notified by the ministry of corporate affairs are incorporated in Cost Report to the extent applicable.

C. Briefly specify the changes, if any, made in the cost accounting policy for the product(s)/service(s) under audit during the current financial year as compared to the previous financial year:

The previous year figure has been re-stated/re-grouped/re-casted, where ever required.

D. Adequacy or otherwise of the Budgetary Control System, if any, followed by the company:

The company has budgetary control system which is commensurate to the nature and size of the operations.

ANNEXURE TO THE COST AUDIT REPORT

PART-A

GENERAL INFORMATION	
1. CIN or GLN of the company	U40101ML1976001658
2. Name of the Company	NORTH EASTERN ELECTRIC POWER CORPORATION LTD.
3. Registered office address	BROOK LAND COMPOUND, LOWER NEW COLONY, SHILLONG-793001, MEGHALAYA
4. Corporate Office Address	BROOK LAND COMPOUND, LOWER NEW COLONY, SHILLONG-793001, MEGHALAYA
5. E-mail address of the company	company-secy@neepco.co.in
6. Date of beginning of reporting Financial Year	01-04-2021
7. Date of end of reporting Financial Year	31-03-2022
8. Date of beginning of previous financial year	01-04-2020
9. Date of end of previous financial year	31-03-2021
10. Level of rounding used in cost statements	Lakhs
11. Reporting currency of entity	INR
12. Number of cost auditors for reporting period	1 (One)
13. Date of board of directors meeting in which annexure to cost audit report was approved	
14. Whether cost auditors report has been qualified or has any reservations or contains adverse remarks	NO
15. Consolidated qualifications, reservations or adverse remarks of all cost auditors	NO QUALIFIED REMARKS
16. Consolidated observations or suggestions of all cost auditors	Reported in CRA-3
17. Whether company has related party transactions for sale or purchase of goods or services	Yes

GENERAL DETAILS OF THE COST AUDITOR		
1	Whether cost auditor is lead auditor	YES
2	Category of cost auditor	FIRM
3	Firm's registration number	000125
4	Name of cost auditor/cost auditor's firm	AC DUTTA & CO
5	PAN of cost auditor/cost auditor's firm	AALFA1743R
6	Address of cost auditor or cost auditor's firm	**Regd. Office:** 10,K.S. Roy Road (2ndFloor) Kolkata – 700001, M. NO:-FCMA-04670 Firm Regn No . 000125 **Branch Office:** 1st Floor, Manada Market, Kahilipara Colony Bazar, Guwahati, Assam - 781018
7	Email Id of cost auditor or cost auditor's firm	ac.dutta@yahoo.in

ANNEXURE TO THE COST AUDIT REPORT		
PART-A		
8	Membership number of member signing report	04670
9	Name of member signing report	A.C.DUTTA
10	Name (s) of product (s) or service (s) with CTA heading	Not Applicable
11	SRN number of Form 23C / CRA-2	T40213720
12(a)	Number of audit committee meeting(s) during the year for which Cost Auditor was invited	
12(b)	Number of audit committee meeting attended by cost auditor during year	
13	Date of signing cost audit report and annexure by cost auditor	
14	Place signing cost audit report and annexure by cost auditor	

COST ACCOUNTING POLICY	
(1) Briefly describe the cost accounting policy adopted by the Company and its adequacy or otherwise to determine correctly the cost of production/operation, cost of sales, sales realization and margin of the product(s)/service(s) under reference separately for each product(s)/service(s). The policy shall cover, inter alia, the following areas:	NEEPCO's Cost accounting policy is attached, which is found to be adequate for determination of Cost of Generation, Cost of Sales, Sales realisation and Margin of the product.
(2) Briefly spacify the changes, if any, made in the cost accounting policy for the product (s) or Service (s) under audit during the current financial year as compared to the previous financial year.	No change in cost accounting policy during the year
(3) Observations of the Cost Auditor regarding adequacy or otherwise of the Budgetary Control System, if any, followed by the company.	The Corporation has a centralised Budget and reporting department located at Corporate office. Budget control system adopted by the corporation is found to be adequate and commensurate to the nature and size of the company.

Dated: 19.09.2022
Place:- Shillong

A. C. DUTTA & CO. Cost Accountants 101 K.S. Roy Road, Kolkata-1

For & on behalf of
A.C.DUTTA & CO
Cost Accountants
Membership No.: 04670

North Eastern Electric Power Corporation NEEPCO New Delhi

4. **PRODUCT/SERVICE DETAILS (for the company as a whole)**

Name of Product (s) or Service (s)	UOM	CTA heaading (wherever applicable)	Whether Covered under Cost Audit (Yes/No)	Net Operational Revenue (net of taxes, duties etc.)	
				Current Year (2021-22) Rs. In Lacs	Current Year (2020-2021) Rs. In Lacs
1. Generation of Electricity	MU	2716	Yes		
Total Net Operational Revenue of Manufactured Product or Service				3,09,462.63	2,28,049.91
Other Incomes of Company				9,512.34	26,634.86
Total Incomes of Company				3,18,974.97	2,54,684.77
Exceptional and Extra Ordinary income Extra ordinary income, if any				-	-
Other Comprehensive Income, if any				(1,306.16)	(818.45)
Total revenue including extra ordinary income, if any				**3,17,668.81**	**2,53,866.32**
Turnover as per Excise/Service tax/GST Records				3,03,791.08	2,21,255.24
Difference in Turnover				**13,877.73**	**32,611.08**
Note: Explain the difference, if any, between Turnover as per Annual Accounts and Turnover as per Excise/Service Tax Records.			Reconciliation of the differencce is attached as Annexure-A		

Note:-Details of oher income:- **(Rs. In Lakhs)**

Sl. No.	Particulars	Current Year (2021-22)	Previous Year (2020-21)
1	Misc. Receipts	5,072.40	1,448.54
2	FERV Recoverable/Payable (Net)		
3	Interest on Investments	155.93	9.76
4	Liability/Provision written back	67.92	81.04
5	Profit on Sale of Assets	0.07	1.73
6	Delayed Payment of Surcharge	4,148.80	25,093.79
7	CERC filing fee Recovery	67.22	
8	Dividend Earned-Mutual Fund		
9	Grant in-Aid		
		9,512.34	**26,634.86**

Dated: 19.09.2022
Place:- Shillong

For & on behalf of
A.C.DUTTA & CO
Cost Accountants
Membership No.: 04670

PART-B

For Manufacturing Sector

1. QUANTITATIVE INFORMATION (for each product with CTA heading separately)			
Name of Product			
CTA heading			
Particulars	Unit	Current Year	Previous Year
1. Available Capacity	MU	**2021-22**	**2020-21**
(a) Installed Capacity	MU	7,858.03	5,958.30
(b) Capacity enhanced during the year, if any	MU	1,453.27	1,899.73
(c) Capacity available through leasing arrangements, if any	MU	-	-
(d) Capacity available through loan license / third parties	MU	-	-
(e) Total available Capacity	MU	9,311.30	7,858.03
2. Actual Production		-	-
(a) Self manufactured	MU	8,120.29	6,869.86
(b) Produced under leasing arrangements	MU	-	-
(c) Produced on loan license / by third parties on job work	MU	-	-
(d) Total Production	MU	**8,120.29**	**6,869.86**
3. Production as per Excise/GST Records		-	-
4. Capacity Utilization (in-house)		87.21%	87.42%
5. Finished Goods Purchased		-	-
(a) Domestic Purchase of Finished Goods	MU	-	-
(b) Imports of Finished Goods	MU	-	-
(c) Total Finished Goods Purchased	MU	-	-
6. Stock and Other Adjustments		-	-
(a) Change in Stock of Finished Goods/Free Power	MU	(556.82)	(463.58)
(b) Self / Captive Consumption	MU	0.00	0.00
(c) Other Quantitative Adjustments, if any	MU	(132.68)	(143.28)
(d) Total Adjustments	MU	(689.50)	(606.86)
7. Total Available Quantity for Sale [2(d) + 5(c) + 6(d)]		**7,430.79**	**6,263.00**
8. Actual Sales		-	-
(a) Domestic Sales of Product	MU	7,430.79	6,263.00
(b) Domestic Sales of Traded Product	MU	-	-
(c) Export Sale of Product	MU	-	-
(d) Export Sale of Traded Product	MU	-	-
(e) Total Quantity Sold	MU	7,430.79	6,263.00

PART-B

For Manufacturing Sector

2. ABRIDGED COST STATEMENT (for each product with CTA heading separately)

S no.	Particulars	Current Year		Previous Year	
		Amount (Rs in Lakhs)	Rate Per Unit (Rs.)	Amount (Rs in Lakhs)	Rate Per Unit (Rs.)
1	Materials Consumed (specify details as per Para 2A)	63,488.96	0.85	49,454.08	0.79
2	Process Materials/Chemicals	-	-	-	-
3	Utilities Consumed (specify details as per 2B)	1,902.46	0.03	1,986.64	0.03
4	Direct Employees Cost	8,183.69	0.11	9,271.62	0.15
5	Direct Expenses	7,725.41	0.10	4,995.95	0.08
6	Consumable Stores and Spares	1,474.56	0.02	2,026.99	0.03
7	Repairs and Maintenance	8,332.61	0.11	7,018.74	0.11
8	Quality Control Expenses	-	-	-	-
9	Research and Development Expenses	-	-	-	-
10	Technical know-how Fee / Royalty	-	-	-	-
11	Depreciation/Amortization	75,368.43	1.01	56,147.19	0.90
12	Other Production Overheads	37,163.90	0.50	42,520.38	0.68
13	Industry Specific Operating Expenses (specify details as per Para 2C	-	-	-	-
14	Total (1 to 13)	2,03,640.01	2.74	1,73,421.59	2.77
15	Increase/Decrease in Work-in-Progress	-	-	-	-
16	Less: Credits for Recoveries, if any	-	-	-	-
17	Primary Packing Cost	-	-	-	-
18	Cost of Production/Operations (14 + 15 to 17)	2,03,640.01	2.74	1,73,421.59	2.77
19	Cost of Finished Goods Purchased	-	-	-	-
20	Total Cost of Production and Purchases (18 + 19)	2,03,640.01	2.74	1,73,421.59	2.77
21	Increase/Decrease in Stock of Finished Goods	-	-	-	-
22	Less: Self/Captive Consumption (incl. Samples, etc.)	-	-	-	-
23	Other Adjustments (if any)	-	-	-	-
24	Cost of Production/Operation of Product Sold (20 + 21 to 23)	2,03,640.01	2.74	1,73,421.59	2.77
25	Administrative Overheads	23,542.01	0.32	20,780.32	0.33
26	Secondary Packing Cost	-	-	-	-
27	Selling and Distribution Overheads	6,479.27	0.09	922.11	0.01
28	Cost of Sales before Interest (24 to 27)	2,33,661.29	3.14	1,95,124.02	3.12
29	Interest and Financing Charges	56,830.50	0.76	46,362.19	0.74
30	Cost of Sales (28 + 29)	2,90,491.78	3.91	2,41,486.21	3.86
31	Net Sales Realization (Net of Taxes and Duties)	3,09,462.63	4.16	2,28,049.91	3.64
32	**Margin [Profit/(Loss) as per Cost Accounts] (31 - 30)**	**18,970.85**	**0.26**	**(13,436.31)**	**(0.21)**

PART-B

For Manufacturing Sector

Notes:

1	Separate cost statement shall be prepared for each CTA heading representing the product.
2	In case the same product has different unit of measure, separate cost statement shall be provided for different unit of measures.
3	The items of cost shown in the Proforma are indicative and the same shall be reflected keeping in mind the materiality of the item of cost in the product. The Proforma may be suitably modified to meet the requirement of the industry/product.
4	In case the company follows a pre-determined or standard costing system, the above cost statement shall reflect figures at actuals after adjustment of variances, if any.

2A. Details of Materials Consumed

Name of Product

CTA heading

Description of Material	Category	UOM	Current Year			Previous Year		
			Quantity	Rate per Unit (Rs.)	Amount in Lakhs	Quantity	Rate per Unit (Rs.)	Amount in Lakhs
AGBPS	Indigenous	MMSCM	519.970	5.71	29,688.75	458.59	4.70	21,557.40
AgGBPS	Indigenous	MMSCM	259.810	7.02	18,240.79	250.74	6.47	16,215.37
TGBPS	Indigenous	MMSCM	158.820	9.80	15,559.41	126.26	9.25	11,681.31
GAS Consumption	**Indigenous**	**MMSCM**	**938.6**	**6.76**	**63,488.96**	**835.59**	**5.92**	**49454.08**

Category: Indigenous/ Imported/ Self Manufactured

2B. Details of Utilities Consumed

Name of Product

CTA heading

Description of Material	Category	UOM	Current Year			Previous Year		
			Quantity	Rate per Unit (Rs.)	Amount Quantity	Quantity	Rate per Unit (Rs.)	Amount Quantity
(a) Treated Water	Indigenous				119.68			40.52
(b) Effluent Treatment Plant	Indigenous				39.25			7.10
(c)Service Utilities	Indigenous				1641.91			1807.47
(d) DG Set	Indigenous				64.42			87.23
(e) Water Collection	Indigenous				4.77			31.62
(f) Production utilities	Indigenous				32.44			12.70

PART-B

For Manufacturing Sector

2C. Details of Industry Specific Operating Expenses		
Name of Product		
CTA heading		
Description of Industry Specific Operating Expenses	Current Year	Previous Year
	Amount	Amount
1	NOT APPLICABLE	
2		
3		
4		
5		

PART-D

1. PRODUCT AND SERVICE PROFITABILITY STATEMENT (for audited products/services)

S. no	Particulars	Current Year (2021-22)			Previous Year (2020-21)		
		Sales	Cost of Sales	Margin	Sales	Cost of Sales	Margin
		Rs.	Rs.	Rs.	Rs.	Rs.	Rs.
1.	Product 1 (Generation of Electricity)	3,09,462.63	2,90,491.78	18,970.85	2,28,049.91	2,41,486.21	(13,436.30)
	Total	3,09,462.63	2,90,491.78	18,970.85	2,28,049.91	2,41,486.21	(13,436.30)

2. PROFIT RECONCILIATION (for the company as a whole)

S. No.	Particulars	Current Year		Previous Year	
		Rs.		Rs.	
1	**Profit or Loss as per Cost Accounting**	18,970.85	0.26	(13,436.31)	(0.21)
	(a) For the audited product(s)/service(s)	18,970.85	0.26	(13,436.31)	(0.21)
	(b) For the un-audited product(s)/service(s)	Nil			
2	**Add: Incomes not considered in cost accounts (specify details)**	**25768.48**		**30077.69**	
	Misc. Receipts	5,072.40		1,448.54	
	FERV Recoverable/Payable (Net)	-		-	
	Interest on Investments	155.93		9.76	
	Liability/Provision written back	67.92		81.04	
	Profit on Sale of Assets	0.07		1.73	
	Delayed Payment of Surcharge	4,148.80		25,093.79	
	CERC filing fee Recovery	67.22		-	
	Dividend Earned-Mutual Fund	-		-	
	Grant in-Aid	-		-	
	Regulatory Income	6,340.59		3,501.77	
	Other Comprehensive income (Loss)	(1,306.16)		(818.45)	
	Sale of renewable energy certificate -M'Chak solar plant	-			
	Previous year Sale of electricity of THPS	-		759.51	
	Previous Year Sale of electricity of RHPS, KHPS, DHPS, TGBPS & AGBPS	11,221.71			
3	**3 Less: Expenses not considered in cost accounts (specify details)**	**24816.12**		**12669.68**	
	(a) Wrtitten Off	3,996.80		3,303.21	
	(b) Exchange Rate Flactuation	(233.40)		647.34	
	(c)Costs on Corporate Social Responsibility & SD	556.68		1,358.54	
	(d) Sabka Saath Sabka Vikash				
	(e) Swaach Bharat Expesnes	-		-	
	(f) Compensation	-		5.00	
	(g) Hedging on Foreign Currency Loan Cost	-		-	
	(h) Provision for corporate Tax	20,496.04		3,279.57	
	ADD:-Overvaluation of Closing Stock in Financial Accounts.	-		-	
	ADD:-Undervaluation of Opening Stock in Financial Accounts.	-		-	
	LESS:-Undervaluation of Closing Stock in Financial Accounts.	-		-	
	Less:-Overvaluation of Opening Stock in Financial Accounts.	-		-	
	Other adjustments, if any (Exceptional item)	-		4,076.02	
	Profit or Loss as per Financial Accounts	**19923.21**		**3971.70**	

Note: Show abnormal wastages, expenses on strikes/lock-outs and any other items of expenses or incomes of abnormal nature etc. not considered in cost separately

NEEPCO New Delhi North Eastern Electric Power Co.

3. VALUE ADDITION AND DISTRIBUTION OF EARNINGS (for the company as a whole)

S. no	Particulars	Current Year	Previous Year
		Rs. in lakhs	Rs. in lakhs
	Value Addition:		
1	Revenue from Operations	3,09,462.63	2,28,049.91
2	Less: Taxes and other duties	-	-
3	Net Revenue from Operations	3,09,462.63	2,28,049.91
4	Add: Export Incentives	-	-
5	Add/ Less: Adjustment in Stocks	-	-
6	Less: Cost of bought out inputs	-	-
	(a) Cost of Materials Consumed	63,488.96	49,454.08
	(b) Process Materials / Chemicals	-	-
	(c) Consumption of Stores and Spares	1,474.56	2,026.99
	(d) Utilities (e.g. power and fuel)	1,902.46	1,986.64
	(e) Others, if any	-	-
	Total Cost of bought out inputs	66,865.97	53,467.70
7	Value Added	2,42,596.66	1,74,582.21
8	Add: Income from any other sources	9,512.34	26,634.86
9	Add: (i) Exceptional and Extra Ordinary income	-	-
	(ii) Other Comprehensive Income, if any	(1,306.16)	-818.45
10	Earnings available for distribution	2,50,802.84	2,00,398.62
	Distribution of Earnings to:	-	-
1	Employees as salaries and wages, retirement benefits, etc.	8,183.69	9,271.62
2	Shareholders as dividend	9,000.00	1,500.00
3	Company as retained funds	1,02,011.31	70,404.68
4	Government as taxes (specify)	7,296.76	1,580.43
5	Extra Ordinary Expenses	-	-
6	Others, if any (specify)	1,24,311.08	1,17,641.89
7	Total distribution of earnings	2,50,802.84	2,00,398.62

Note: Retained fund includes profit for the year including depreciation.

4. FINANCIAL POSITION AND RATIO ANALYSIS (for the company as a whole)

S. no	Particulars	Units	Current Year	Previous Year
		Rs. In lakhs	Rs.	Rs.
A	**Financial Position**			
1	Share Capital		3,60,981.04	3,60,981.04
2	Reserves and Surplus		2,94,942.86	2,84,019.65
3	Long Term Borrowings		7,18,899.93	7,55,433.34
4	(a) Gross Assets		18,29,763.55	18,15,633.47
	(b) Net Assets		13,00,209.01	13,58,649.64
5	(a) Current Assets		1,08,327.22	1,13,371.88
	(b) Less: Current Liabilities		2,02,158.62	2,01,280.60
	(c) Net Current Assets		(93,831.40)	(87,908.72)
6	Capital Employed		12,06,377.61	12,70,740.92
7	Net Worth		6,55,923.90	6,45,000.69
B.	**Financial Performance**			
1	Value Added		2,42,596.66	1,74,582.21
2	Net Revenue from Operations of Company		3,09,462.63	2,28,049.91
3	Profit before Tax (PBT)		43,345.29	9,090.50
C.	**Profitability Ratios**		-	-
1	PBT to Capital Employed (B3/A6)	%	3.59%	0.72%
2	PBT to Net Worth (B3/A7)	%	6.61%	1.41%
3	PBT to Value Added (B3/B4)	%	17.87%	5.21%
4	PBT to Net revenue from Operations (B3/B2)		14.01%	3.99%
D.	**Other Financial Ratios**			
1	1 Debt-Equity Ratio	%	109.60%	117.12%
2	2 Current Assets to Current Liabilities	%	53.59%	56.33%
3	3 Valued Added to Net Revenue from Operations	%	78.39%	76.55%
E.	**Working Capital Ratios**			
1	Raw Materials Stock to Consumption	Months	-	-
2	Stores and Spares to Consumption	Months	-	-

5. RELATED PARTY TRANSACTIONS (for the company as a whole)

S. No.	Name and CIN of the Related Party	Name of the Product / Service	Nature of Transaction (Sale, Purchase etc.)	Quantity MU	Transfer Price	Amount	Normal Price	Basis adopted to determine the Normal Price
1	NVVN Ltd; U40108DL2002GOI 117584	Sale of Electricity	Sale	1454.59	64,842.06	64,842.06	64,842.06	Bilateral and Market Value

Financial Year 2021-22

Rupees Lakhs

Reconciliation of Indirect Taxes

	Particulars	Taxable Value/ Assessable Value	Excise Duty/ VAT, CST, Cess etc./ Other	Goods and Service tax			
				CGST	SGST / UTGST	IGST	Cess and Others
		Rs.	Rs.	Rs.	Rs.	Rs.	Rs.
	Duties/Taxes Payable						
	Excise Duty						
1	Domestic	-	-	-	-	-	
2	Export	-	-	-	-	-	
3	Stock Transfers (Net)	-	-	-	-	-	
4	Others, If any	-	-	-	-	-	
5	**Total Excise Duty (1 to 4)**	-	-	-	-	-	
6	VAT, CST etc.	-	-	-	-	-	
7	Other State Taxes, If any	3,967.85	41.30	-	-	-	
	TDS-GST	24,209.49	-	371.58	371.58	343.04	
	Goods & Services Tax	-	-	-	-	-	
8	Outward Taxable Supplies (other than zero	1,417.35	-	700.45	700.45	244.75	
9	Outward Taxable Supplies (zero rated)	-	-	-	-	-	
10	Inward Supplies (liable to Reverse Charge)	2,702.88	-	197.54	197.54	60.16	
11	Other Outward Supplies (Nil Rated, Exempted)	3,08,611.10	-	-	-	-	
12	Non-GST Outward Supplies		-	-	-	-	
13	**Total (8 to 12)**	**3,12,731.33**	**-**	**897.99**	**897.99**	**304.90**	**-**
14	**Total Duties / Taxes Payable (5 + 6 +7 + 13)**	**3,40,908.67**	**41.30**	**1,269.57**	**1,269.57**	**647.94**	**-**
	Duties/ Taxes paid [by Utilisation of Input Tax Credit and Payment through Cash Ledger, as the case may be]						
	Input Tax Credit Utilised						
15	CGST/ CENVAT						
16	SGST / UTGST/ VAT						
17	IGST						
18	Cess						
19	Transitional Credit						
20	Others, if any, specify						
21	Total Input Tax Credit Utilised (15 to 20)	0.00	0.00	0.00	0.00	0.00	-
22	Payment through Cash Ledger	-	-	1,203.22	1,203.22	376.72	
23	**Total Duties/Taxes Paid (21 + 22)**	**0.00**	**41.30**	**1,203.22**	**1,203.22**	**376.72**	**-**
	Difference between Taxes Paid and Payable (14		-	66.35	66.35	271.22	
24	Interest/Penalty/Fines Paid						

CMA A.C.DUTTA
COST AUDITOR
M. No.04670

CS A.P Rong
COMPANY SECRETARY

19.9.2022
B Maharana
Director (Finance)-cum-CFO
DIN No: 09263864

PRODUCT/SERVICE DETAILS (for the company as a whole)

Name of Product (s) or Service (s)	UOM	CTA heaading (wherever applicable)	HYDRO						GAS			SOLAR	TOTAL (2021-2022)
1. Generation of Electricity (Annexure-I)	MU	2716											
Generating Units			RHPS	KHPS	DHPS	THPS	PHPS	KaHPS	TGBPS	AGBPS	AgGBPS	M'Chak	
Total Net Operational Revenue of Manufactured Product or Service			36,165.41	4,062.03	8,554.40	9,385.46	18,665.33	1,02,283.59	34,481.35	62,013.74	33,414.47	436.85	**3,09,462.63**
Other Incomes of Company			120.77	3,979.94	117.43	23.65	54.32	73.53	3,657.81	1,341.57	143.18	0.14	**9,512.34**
Total Incomes of Company			36,286.18	8,041.97	8,671.83	9,409.11	18,719.65	1,02,357.12	38,139.16	63,355.31	33,557.65	436.99	**3,18,974.97**
Exceptional and Extra Ordinary income Extra ordinary income, if any			-	-	-				-	-	-	-	-
Other Comprehensive Income, if any			(152.64)	(17.14)	(36.11)	(39.61)	(78.78)	(431.71)	(145.54)	(261.74)	(141.03)	(1.84)	**(1,306.16)**
Total revenue including extra ordinary income, if any			36,133.54	8,024.83	8,635.72	9,369.50	18,640.87	1,01,925.41	37,993.62	63,093.57	33,416.62	435.15	**3,17,668.81**
Turnover as per Excise/Service tax/ GST Records			45,971.14	4,813.63	9,819.70	9,627.74	18,733.68	88,936.74	33,995.39	57,596.49	33,879.23	417.34	**3,03,791.08**
Difference in Turnover			(9,837.60)	3,211.20	(1,183.98)	(258.24)	(92.81)	12,988.67	3,998.23	5,497.08	(462.61)	17.81	13,877.73

Note: Explain the difference, if any, between Turnover as per Annual Accounts and Turnover as per Excise/Service Tax Records.	Reconciliation of the differencce is attached as Annexure-A

PRODUCT/SERVICE DETAILS (for the company as a whole)

Name of Product (s) or Service (s)	UOM	CTA heaading (wherever applicable)	HYDRO						GAS			SOLAR	TOTAL (2020-2021)
1. Generation of Electricity (Annexure-I)	MU	2716											
Generating Units			RHPS	KHPS	DHPS	THPS	PHPS	KaHPS	TGBPS	AGBPS	AgGBPS	M'Chak	
Total Net Operational Revenue of Manufactured			30,605.71	1,426.52	10,187.04	10,215.00	23,238.30	41,932.84	25,901.28	51,782.41	32,607.52	153.29	**2,28,049.91**
Other Incomes of Company			3,927.27	9,995.43	3,876.29	14.69	18.07	193.98	18.74	3,597.75	4,992.50	0.14	**26,634.86**
Total Incomes of Company			34,532.98	11,421.95	14,063.33	10,229.69	23,256.37	42,126.82	25,920.02	55,380.16	37,600.02	153.43	**2,54,684.77**
Exceptional and Extra Ordinary income Extra			-	-	-				-	-	-	-	-
Other Comprehensive Income, if any			(133.77)	(104.88)	(18.77)	(18.36)	(48.92)	(158.68)	(176.78)	(83.71)	(74.02)	(0.55)	**(818.45)**
Total revenue including extra ordinary income, if any			34,399.21	11,317.07	14,044.56	10,211.33	23,207.45	41,968.14	25,743.24	55,296.45	37,526.00	152.88	**2,53,866.32**
Turnover as per Excise/Service tax/GST Records			27,480.40	1,276.06	9,027.91	10,073.13	23,278.84	37,740.33	24,384.85	53,507.93	34,485.79	-	**2,21,255.24**
Difference in Turnover			6,918.81	10,041.01	5,016.65	138.20	(71.39)	4,227.81	1,358.39	1,788.52	3,040.21	152.88	32,611.08
Note: Explain the difference, if any, between Turnover as per Annual Accounts and Turnover as per Excise/Service Tax Records.			Reconciliation of the differencce is attached as Annexure-A										

~ 1666 ~

PART-B		
1. QUANTITATIVE INFORMATION (for each product with CTA heading separately)		
Name of Product		**Generation of Electricity**
CTA heading		**Not Applicable**

Particulars	Unit	Current Year (2021-22)										
		HYDRO BASED						GAS BASED			SOLAR	TOTAL
1. Available Capacity	MU	RHPS	KHPS	DHPS	THPS	PHPS	KaHPS	AGBPS	AgGBPS	TGBPS	M'Chak	
(a) Installed Capacity #		1,293.73	363.91	227.24	250.63	506.42	1,899.73	1,746.00	810.00	752.05	8.32	7,858.03
(b) Capacity enhanced during the year, if any		-	-	-	-	-	1,453.27	-	-	-	-	1,453.27
(c) Capacity available through leasing arrangements, if any		-	-	-	-	-	-	-	-	-	-	-
(d) Capacity available through loan license / third parties		-	-	-	-	-	-	-	-	-	-	-
(e) Total available Capacity		1,293.73	363.91	227.24	250.63	506.42	3,353.00	1,746.00	810.00	752.05	8.32	9,311.30
2. Actual Production		-	-	-	-	-	-	-	-	-	-	
(a) Self manufactured		1,154.28	286.09	100.58	137.42	430.55	2,576.35	1,787.10	923.99	717.96	5.98	8,120.29
(b) Produced under leasing arrangements		-	-	-	-	-	-	-	-	-	-	-
(c) Produced on loan license / by third parties on job work		-	-	-	-	-	-	-	-	-	-	-
(d) Total Production		1,154.28	286.09	100.58	137.42	430.55	2,576.35	1,787.10	923.99	717.96	5.98	8,120.29
3. Production as per Excise Records		-	-	-	-	-	-	-	-	-	-	
4. Capacity Utilization (in-house) %		89.22%	78.61%	44.26%	54.83%	85.02%	76.84%	102.35%	114.07%	95.47%	71.86%	87.21%
5. Finished Goods Purchased		-	-	-	-	-	-	-	-	-	-	
(a) Domestic Purchase of Finished Goods		-	-	-	-	-	-	-	-	-	-	-
(b) Imports of Finished Goods		-	-	-	-	-	-	-	-	-	-	-
(c) Total Finished Goods Purchased		-	-	-	-	-	-	-	-	-	-	-
6. Stock and Other Adjustments		-	-	-	-	-	-	-	-	-	-	
(a) Change in Stock of Finished Goods/Free Power		(137.03)	(33.38)	(11.35)	(15.79)	(54.88)	(304.39)	-	-	-	-	(556.82)
(b) Self / Captive Consumption		-	-	-	-	-	-	-	-	-	-	-
(c) Other Quantitative Adjustments, if any*		(7.47)	(4.65)	(2.25)	(7.05)	(5.09)	(9.41)	(38.87)	(32.74)	(25.05)	(0.10)	(132.68)
(d) Total Adjustments		(144.50)	(38.03)	(13.60)	(22.84)	(59.97)	(313.80)	(38.87)	(32.74)	(25.05)	(0.10)	(689.50)
7. Total Available Quantity for Sale [2(d) + 5(c) + 6(d)]		1,009.78	248.06	86.98	114.58	370.58	2,262.55	1,748.23	891.25	692.91	5.88	7,430.79
8. Actual Sales		-	-	-	-	-	-	-	-	-	-	
(a) Domestic Sales of Product		1,009.78	248.06	86.98	114.58	370.58	2,262.55	1,748.23	891.25	692.91	5.88	7,430.79
(b) Domestic Sales of Traded Product		-	-	-	-	-	-	-	-	-	-	-
(c) Export Sale of Product		-	-	-	-	-	-	-	-	-	-	-
(d) Export Sale of Traded Product		-	-	-	-	-	-	-	-	-	-	-
(e) Total Quantity Sold		1,009.78	248.06	86.98	114.58	370.58	2,262.55	1,748.23	891.25	692.91	5.88	7,430.79

~ 1667 ~

Note:
Kopili Power Station (4 X 50 MW) of KHPS with revised D.E. of 993.80 MU is under reconstruction, renovation & modernisation and hence, not considered.

PART-B												
1. QUANTITATIVE INFORMATION (for each product with CTA heading separately)												
Name of Product		Generation of Electricity										
CTA heading		Not Applicable										
Particulars	Unit	Current Year (2020-2021)										
		HYDRO BASED						GAS BASED			SOLAR	TOTAL
1. Available Capacity	MU	RHPS	KHPS	DHPS	THPS	PHPS	KaHPS	AGBPS	AgGBPS	TGBPS	M'Chak	
(a) Installed Capacity		1,293.73	363.91	227.24	250.63	506.42	-	1,746.00	810.00	752.05	8.32	5,958.30
(b) Capacity enhanced during the year, if any		-	-	-	-	-	1,899.73	-	-	-	-	1,899.73
(c) Capacity available through leasing arrangements, if any		-	-	-	-	-	-	-	-	-	-	-
(d) Capacity available through loan license / third parties		-	-	-	-	-	-	-	-	-	-	-
(e) Total available Capacity		1,293.73	363.91	227.24	250.63	506.42	1,899.73	1,746.00	810.00	752.05	8.32	7,858.03
2. Actual Production		-	-	-	-	-	-	-	-	-	-	
(a) Self manufactured		1,399.26	67.84	203.87	158.83	522.30	1,529.57	1,570.19	880.00	532.67	5.33	6,869.86
(b) Produced under leasing arrangements		-	-	-	-	-	-	-	-	-	-	-
(c) Produced on loan license / by third parties on job work		-	-	-	-	-	-	-	-	-	-	-
(d) Total Production		1,399.26	67.84	203.87	158.83	522.30	1,529.57	1,570.19	880.00	532.67	5.33	6,869.86
3. Production as per Excise/GST Records		-	-	-	-	-	-	-	-	-	-	
4. Capacity Utilization (in-house) %		108.16%	18.64%	89.72%	63.37%	103.14%	80.52%	89.93%	108.64%	70.83%	64.11%	87.42%
5. Finished Goods Purchased		-	-	-	-	-	-	-	-	-	-	
(a) Domestic Purchase of Finished Goods		-	-	-	-	-	-	-	-	-	-	-
(b) Imports of Finished Goods		-	-	-	-	-	-	-	-	-	-	-
(c) Total Finished Goods Purchased		-	-	-	-	-	-	-	-	-	-	-
6. Stock and Other Adjustments		-	-	-	-	-	-	-	-	-	-	
(a) Change in Stock of Finished Goods/Free Power		(167.91)	(8.14)	(23.00)	(18.27)	(65.54)	(180.72)	-	-	-	-	(463.58)
(b) Self / Captive Consumption (incl. samples etc.)		-	-	-	-	-	-	-	-	-	-	-
(c) Other Quantitative Adjustments, if any (wastage etc.)*		(2.53)	(0.82)	(1.89)	(7.65)	(1.77)	(38.80)	(35.67)	(30.25)	(23.86)	(0.04)	(143.28)
(d) Total Adjustments		(170.44)	(8.96)	(24.89)	(25.92)	(67.31)	(219.52)	(35.67)	(30.25)	(23.86)	(0.04)	(606.86)
7. Total Available Quantity for Sale [2(d) + 5(c) + 6(d)]		1,228.82	58.88	178.98	132.91	454.99	1,310.05	1,534.52	849.75	508.81	5.29	6,263.00
8. Actual Sales		-	-	-	-	-	-	-	-	-	-	
(a) Domestic Sales of Product		1,228.82	58.88	178.98	132.91	454.99	1,310.05	1,534.52	849.75	508.81	5.29	6,263.00
(b) Domestic Sales of Traded Product		-	-	-	-	-	-	-	-	-	-	-
(c) Export Sale of Product		-	-	-	-	-	-	-	-	-	-	-
(d) Export Sale of Traded Product		-	-	-	-	-	-	-	-	-	-	-
(e) Total Quantity Sold		1,228.82	58.88	178.98	132.91	454.99	1,310.05	1,534.52	849.75	508.81	5.29	6,263.00

~ 1668 ~

2. ABRIDGED COST STATEMENT (for each product with CTA heading separately)																
Name of Product			Generation of Electricity													
CTA heading			Not Applicable													
Unit of Measure			MU													
S No.	Particulars	Unit	Current Year (2021-22)													
			HYDRO BASED													
			RHPS	Cost per unit in Rs	KHPS	Cost per unit in Rs	DHPS	Cost per unit in Rs	THPS	Cost per unit in Rs	PHPS	Cost per unit in Rs	KaHPS	Cost per unit in Rs	Total Hydro (Rs in Lakhs)	Cost per unit in Rs
			Amt. in lakhs		Amt. in lakhs		Amt. in lakhs		Amt. in lakhs		Amt. in lakhs		Amt. in lakhs			
1	Materials Consumed (specify details as per Para 2A)		-	-	-	-	-	-	-	-	-	-	-	-	-	-
2	Process Materials/Chemicals		-	-	-	-	-	-	-	-	-	-	-	-	-	-
3	Utilities Consumed \(specify details as per 2B)		42.10	0.00	139.75	0.06	38.91	0.04	127.38	0.11	29.40	0.01	424.98	0.02	**802.53**	**0.02**
4	Direct Employees Cost		1,597.76	0.16	346.97	0.14	1,362.26	1.57	357.52	0.31	388.96	0.10	1,603.68	0.07	**5,657.14**	**0.14**
5	Direct Expenses		694.02	0.07	121.30	0.05	272.84	0.31	269.66	0.24	293.36	0.08	4,384.18	0.19	**6,035.36**	**0.15**
6	Consumable Stores and Spares		493.51	0.05	-	-	0.31	0.00	247.05	0.22	-	-	-	-	**740.86**	**0.02**
7	Repairs and Maintenance		953.83	0.09	1,487.87	0.60	197.32	0.23	662.47	0.58	1,123.77	0.30	1,306.37	0.06	**5,731.64**	**0.14**
8	Quality Control Expenses		-	-	-	-	-	-	-	-	-	-	-	-	-	-
9	Research and Development Expenses		-	-	-	-	-	-	-	-	-	-	-	-	-	-
10	Technical know-how Fee / Royalty		-	-	-	-	-	-	-	-	-	-	-	-	-	-
11	Depreciation/Amortization		2,222.88	0.22	1,412.30	0.57	1,232.94	1.42	6,919.63	6.04	8,635.22	2.33	40,518.56	1.79	**60,941.53**	**1.49**
12	Other Production Overheads		5,454.48	0.54	2,686.11	1.08	5,042.91	5.80	1,989.53	1.74	4,429.07	1.20	7,119.27	0.31	**26,721.36**	**0.65**
13	Industry Specific Operating Expenses (specify details as per		-	-	-	-	-	-	-	-	-	-	-	-	-	-
14	Total (1 to 13)		11,458.57	1.13	6,194.30	2.50	8,147.49	9.37	10,573.25	9.23	14,899.78	4.02	55,357.04	2.45	**1,06,630.43**	**2.61**
15	Increase/Decrease in Work-in-Progress		-	-	-	-	-	-	-	-	-	-	-	-	-	-
16	Less: Credits for Recoveries/other income, if any		-	-	-	-	-	-	-	-	-	-	-	-	-	-
17	Primary Packing Cost		-	-	-	-	-	-	-	-	-	-	-	-	-	-

~ 1669 ~

2. ABRIDGED COST STATEMENT (for each product with CTA heading separately)																	
Name of Product			Generation of Electricity														
CTA heading			Not Applicable														
Unit of Measure			MU														
S No.	Particulars	Unit	Current Year (2021-22)														
			HYDRO BASED														
			RHPS	Cost per unit in Rs	KHPS	Cost per unit in Rs	DHPS	Cost per unit in Rs	THPS	Cost per unit in Rs	PHPS	Cost per unit in Rs	KaHPS	Cost per unit in Rs	Total Hydro (Rs in Lakhs)	Cost per unit in Rs
			Amt. in lakhs		Amt. in lakhs		Amt. in lakhs		Amt. in lakhs		Amt. in lakhs		Amt. in lakhs			
18	Cost of Production/Operations (14 + 15 to 17)		11,458.57	1.13	6,194.30	2.50	8,147.49	9.37	10,573.25	9.23	14,899.78	4.02	55,357.04	2.45	**1,06,630.43**	**2.61**
19	Cost of Finished Goods Purchased		-	-	-	-	-	-	-	-	-	-	-	-	-	-
20	Total Cost of Production and Purchases (18 + 19)		11,458.57	1.13	6,194.30	2.50	8,147.49	9.37	10,573.25	9.23	14,899.78	4.02	55,357.04	2.45	**1,06,630.43**	**2.61**
21	Increase/Decrease in Stock of Finished Goods		-	-	-	-	-	-	-	-	-	-	-	-	-	-
22	Less: Self/Captive Consumption (incl. Samples, etc.)		-	-	-	-	-	-	-	-	-	-	-	-	-	-
23	Other Adjustments (if any)		-	-	-	-	-	-	-	-	-	-	-	-	-	-
24	Cost of Generation/Operation of Product Sold (20 + 21 to		11,458.57	1.13	6,194.30	2.50	8,147.49	9.37	10,573.25	9.23	14,899.78	4.02	55,357.04	2.45	**1,06,630.43**	**2.61**
25	Administrative Overheads (Inc. social Ohd.)		2,751.24	0.27	309.01	0.12	650.77	0.75	713.99	0.62	1,419.94	0.38	7,781.10	0.34	**13,626.06**	**0.33**
26	Secondary Packing Cost		-	-	-	-	-	-	-	-	-	-	-	-	-	-
27	Selling and Distribution Overheads		28.55	0.00	-	-	1.65	0.00	-	-	16.03	0.00	5,897.70	0.26	**5,943.93**	**0.15**
28	Cost of Sales before Interest and finance charge (24 to 27)		14,238.36	1.41	6,503.32	2.62	8,799.91	10.12	11,287.23	9.85	16,335.75	4.41	69,035.84	3.05	**1,26,200.41**	**3.08**
29	Interest and Financing Charges		22.89	0.00	7.21	0.00	7.34	0.01	4,086.67	3.57	4,490.81	1.21	46,199.17	2.04	**54,814.07**	**1.34**
30	Cost of Sales (28 + 29)		14,261.25	1.41	6,510.52	2.62	8,807.25	10.13	15,373.90	13.42	20,826.57	5.62	1,15,235.00	5.09	**1,81,014.49**	**4.42**
31	Net Sales Realization (Net of Taxes and Duties)		36,165.41	3.58	4,062.03	1.64	8,554.40	9.84	9,385.46	8.19	18,665.33	5.04	1,02,283.59	4.52	**1,79,116.22**	**4.38**
32	Margin [Profit/(Loss) as per Cost Accounts] (31 - 30)		21,904.16	2.17	(2,448.49)	(0.99)	(252.85)	(0.29)	(5,988.44)	(5.23)	(2,161.24)	(0.58)	(12,951.41)	(0.57)	**(1,898.27)**	**(0.05)**

~ 1670 ~

2. ABRIDGED COST STATEMENT (for each product with CTA heading separately)

Name of Product	Generation of Electricity
CTA heading	Not Applicable
Unit of Measure	MU

S No.	Particulars	Unit	Current Year (2021-22)													
			Thermal Plants								Solar Plants				NEEPCO as a Whole	
			AGBPS	Cost per unit in Rs	AgGBPS	Cost per unit in Rs	TGBPS	Cost per unit in Rs	Total Thermal	Cost per unit in Rs	AGT-MONARCHOK	Cost per unit in Rs	Solar Total	Cost per unit in Rs	Total	Cost per unit in Rs
			Amt. in lakhs		Amt. in lakhs		Amt. in lakhs		Amt. in lakhs		Amt. in lakhs		Amt. in lakhs		Amt. in lakhs	
1	Materials Consumed (specify details as per Para 2A)		29,688.75	1.70	18,240.79	2.05	15,559.41	2.25	63,488.96	1.91	-	-	-	-	63,488.96	0.85
2	Process Materials/Chemicals		-	-	-	-	-	-	-	-	-	-	-	-	-	-
3	Utilities Consumed \(specify details as per 2B)		974.49	0.06	68.88	0.01	56.55	0.01	1,099.93	0.03	-	-	-	-	1,902.46	0.03
4	Direct Employees Cost		1,984.68	0.11	376.90	0.04	164.96	0.02	2,526.54	0.08	-	-	-	-	8,183.69	0.11
5	Direct Expenses		924.35	0.05	416.92	0.05	341.70	0.05	1,682.97	0.05	7.08	0.12	7.08	0.12	7,725.41	0.10
6	Consumable Stores and Spares		733.69	0.04	-	-	-	-	733.69	0.02	-	-	-	-	1,474.56	0.02
7	Repairs and Maintenance		592.20	0.03	1,432.74	0.16	481.19	0.07	2,506.12	0.08	94.85	1.61	94.85	1.61	8,332.61	0.11
8	Quality Control Expenses		-	-	-	-	-	-	-	-	-	-	-	-	-	-
9	Research and Development Expenses		-	-	-	-	-	-	-	-	-	-	-	-	-	-
10	Technical know-how Fee / Royalty		-	-	-	-	-	-	-	-	-	-	-	-	-	-
11	Depreciation/Amortization		6,742.09	0.39	1,921.18	0.22	5,553.66	0.80	14,216.93	0.43	209.97	3.57	209.97	3.57	75,368.43	1.01
12	Other Production Overheads		4,544.84	0.26	3,808.49	0.43	2,080.98	0.30	10,434.31	0.31	8.23	0.14	8.23	0.14	37,163.90	0.50
13	Industry Specific Operating Expenses (specify details as per		-	-	-	-	-	-	-	-	-	-	-	-	-	-
14	Total (1 to 13)		46,185.09	2.64	26,265.91	2.95	24,238.47	3.50	96,689.46	2.90	320.12	5.44	320.12	5.44	2,03,640.01	2.74
15	Increase/Decrease in Work-in-Progress		-	-	-	-	-	-	-	-	-	-	-	-	-	-
16	Less: Credits for Recoveries/other income, if any		-	-	-	-	-	-	-	-	-	-	-	-	-	-
17	Primary Packing Cost		-	-	-	-	-	-	-	-	-	-	-	-	-	-

~ 1671 ~

2. ABRIDGED COST STATEMENT (for each product with CTA heading separately)	
Name of Product	Generation of Electricity
CTA heading	Not Applicable
Unit of Measure	MU

S No.	Particulars	Unit	Current Year (2021-22)													
			Thermal Plants								Solar Plants				NEEPCO as a Whole	
			AGBPS	Cost per unit in Rs	AgGBPS	Cost per unit in Rs	TGBPS	Cost per unit in Rs	Total Thermal	Cost per unit in Rs	AGT-MONARCHOK	Cost per unit in Rs	Solar Total	Cost per unit in Rs	Total	Cost per unit in Rs
			Amt. in lakhs		Amt. in lakhs		Amt. in lakhs		Amt. in lakhs		Amt. in lakhs		Amt. in lakhs		Amt. in lakhs	
18	Cost of Production/Operations (14 + 15 to 17)		46,185.09	2.64	26,265.91	2.95	24,238.47	3.50	96,689.46	2.90	320.12	5.44	320.12	5.44	2,03,640.01	2.74
19	Cost of Finished Goods Purchased		-	-	-	-	-	-	-	-	-	-	-	-	-	-
20	Total Cost of Production and Purchases (18 + 19)		46,185.09	2.64	26,265.91	2.95	24,238.47	3.50	96,689.46	2.90	320.12	5.44	320.12	5.44	2,03,640.01	2.74
21	Increase/Decrease in Stock of Finished Goods		-	-	-	-	-	-	-	-	-	-	-	-	-	-
22	Less: Self/Captive Consumption (incl. Samples, etc.)		-	-	-	-	-	-	-	-	-	-	-	-	-	-
23	Other Adjustments (if any)		-	-	-	-	-	-	-	-	-	-	-	-	-	-
24	Cost of Generation/Operation of Product Sold (20 + 21 to		46,185.09	2.64	26,265.91	2.95	24,238.47	3.50	96,689.46	2.90	320.12	5.44	320.12	5.44	2,03,640.01	2.74
25	Administrative Overheads (Inc. social Ohd.)		2,623.13	0.15	4,717.62	0.53	2,541.97	0.37	9,882.72	0.30	33.23	0.57	33.23	0.57	23,542.01	0.32
26	Secondary Packing Cost		-	-	-	-	-	-	-	-	-	-	-	-	-	-
27	Selling and Distribution Overheads		223.06	0.01	303.65	0.03	4.44	0.00	531.15	0.02	4.19	0.07	4.19	0.07	6,479.27	0.09
28	Cost of Sales before Interest and finance charge (24 to 27)		49,031.27	2.80	31,287.18	3.51	26,784.88	3.87	1,07,103.33	3.21	357.54	6.08	357.54	6.08	2,33,661.29	3.14
29	Interest and Financing Charges		24.10	0.00	227.81	0.03	1,575.92	0.23	1,827.83	0.05	188.59	3.21	188.59	3.21	56,830.50	0.76
30	Cost of Sales (28 + 29)		49,055.37	2.81	31,515.00	3.54	28,360.80	4.09	1,08,931.17	3.27	546.13	9.29	546.13	9.29	2,90,491.78	3.91
31	Net Sales Realization (Net of Taxes and Duties)		62,013.74	3.55	33,414.47	3.75	34,481.35	4.98	1,29,909.56	3.90	436.85	7.43	436.85	7.43	3,09,462.63	4.16
32	Margin [Profit/(Loss) as per Cost Accounts] (31 - 30)		12,958.37	0.74	1,899.47	0.21	6,120.55	0.88	20,978.39	0.63	(109.28)	(1.86)	(109.28)	(1.86)	18,970.85	0.26

~ 1672 ~

2. ABRIDGED COST STATEMENT (for each product with CTA heading separately)																	
Name of Product			Generation of Electricity														
CTA heading			Not Applicable														
Unit of Measure			MU														
S No.	Particulars	Unit	Current Year (2020-21)														
			HYDRO BASED														
			RHPS	Cost per unit in Rs	KHPS	Cost per unit in Rs	DHPS	Cost per unit in Rs	THPS	Cost per unit in Rs	PHPS	Cost per unit in Rs	KaHPS	Cost per unit in Rs	Total Hydro (Rs in Lakhs)	Cost per unit in Rs
			Amt. in lakhs		Amt. in lakhs		Amt. in lakhs		Amt. in lakhs		Amt. in lakhs		Amt. in lakhs			
1	Materials Consumed (specify details as per Para 2A)		-	-	-	-	-	-	-	-	-	-	-	-	-	-
2	Process Materials/Chemicals		-	-	-	-	-	-	-	-	-	-	-	-	-	-
3	Utilities Consumed \(specify details as per 2B)		44.50	0.00	123.90	0.21	21.92	0.01	131.68	0.10	17.30	0.00	436.06	0.03	**775.35**	**0.02**
4	Direct Employees Cost		1,860.56	0.15	397.34	0.67	1,439.89	0.80	599.97	0.45	671.06	0.15	1,324.62	0.10	**6,293.45**	**0.19**
5	Direct Expenses		628.26	0.05	111.51	0.19	266.72	0.15	417.36	0.31	329.63	0.07	17.56	0.00	**1,771.04**	**0.05**
6	Consumable Stores and Spares		230.70	0.02	-	-	40.17	0.02	65.94	0.05	-	-	-	-	**336.81**	**0.01**
7	Repairs and Maintenance		860.50	0.07	1,478.79	2.51	97.42	0.05	503.47	0.38	1,332.88	0.29	198.15	0.02	**4,471.22**	**0.13**
8	Quality Control Expenses		-	-	-	-	-	-	-	-	-	-	-	-	-	-
9	Research and Development Expenses		-	-	-	-	-	-	-	-	-	-	-	-	-	-
10	Technical know-how Fee / Royalty		-	-	-	-	-	-	-	-	-	-	-	-	-	-
11	Depreciation/Amortization		2,220.15	0.18	1,371.31	2.33	1,221.85	0.68	6,913.80	5.20	8,593.84	1.89	22,176.12	1.69	**42,497.07**	**1.26**
12	Other Production Overheads		4,889.35	0.40	2,670.35	4.54	4,924.72	2.75	1,690.71	1.27	4,166.71	0.92	15,643.51	1.19	**33,985.36**	**1.01**
13	Industry Specific Operating Expenses (specify details as per		-	-	-	-	-	-	-	-	-	-	-	-	-	-
14	Total (1 to 13)		10,734.03	0.87	6,153.20	10.45	8,012.68	4.48	10,322.94	7.77	15,111.43	3.32	39,796.03	3.04	**90,130.30**	**2.68**
15	Increase/Decrease in Work-in-Progress		-	-	-	-	-	-	-	-	-	-	-	-	-	-
16	Less: Credits for Recoveries/other income, if any		-	-	-	-	-	-	-	-	-	-	-	-	-	-

~ 1673 ~

2. ABRIDGED COST STATEMENT (for each product with CTA heading separately)																
Name of Product			Generation of Electricity													
CTA heading			Not Applicable													
Unit of Measure			MU													
S No.	Particulars	Unit	Current Year (2020-21)													
			HYDRO BASED													
			RHPS	Cost per unit in Rs	KHPS	Cost per unit in Rs	DHPS	Cost per unit in Rs	THPS	Cost per unit in Rs	PHPS	Cost per unit in Rs	KaHPS	Cost per unit in Rs	Total Hydro (Rs in Lakhs)	Cost per unit in Rs
			Amt. in lakhs		Amt. in lakhs		Amt. in lakhs		Amt. in lakhs		Amt. in lakhs		Amt. in lakhs			
18	Cost of Production/Operations (14 + 15 to 17)		10,734.03	0.87	6,153.20	10.45	8,012.68	4.48	10,322.94	7.77	15,111.43	3.32	39,796.03	3.04	**90,130.30**	**2.68**
19	Cost of Finished Goods Purchased		-	-	-	-	-	-	-	-	-	-	-	-	-	-
20	Total Cost of Production and Purchases (18 + 19)		10,734.03	0.87	6,153.20	10.45	8,012.68	4.48	10,322.94	7.77	15,111.43	3.32	39,796.03	3.04	**90,130.30**	**2.68**
21	Increase/Decrease in Stock of Finished Goods		-	-	-	-	-	-	-	-	-	-	-	-	-	-
22	Less: Self/Captive Consumption (incl. Samples, etc.)		-	-	-	-	-	-	-	-	-	-	-	-	-	-
23	Other Adjustments (if any)		-	-	-	-	-	-	-	-	-	-	-	-	-	-
24	Cost of Generation/Operation of Product Sold (20 + 21 to		10,734.03	0.87	6,153.20	10.45	8,012.68	4.48	10,322.94	7.77	15,111.43	3.32	39,796.03	3.04	**90,130.30**	**2.68**
25	Administrative Overheads (Inc. social Ohd.)		3,396.40	0.28	2,662.82	4.52	476.55	0.27	466.25	0.35	1,242.01	0.27	4,028.97	0.31	**12,273.00**	**0.36**
26	Secondary Packing Cost		-	-	-	-	-	-	-	-	-	-	-	-	-	-
27	Selling and Distribution Overheads		12.23	0.00	63.96	0.11	4.78	0.00	-	-	-	-	782.16	0.06	**863.13**	**0.03**
28	Cost of Sales before Interest and finance charge (24 to 27)		14,142.66	1.15	8,879.97	15.08	8,494.02	4.75	10,789.19	8.12	16,353.44	3.59	44,607.16	3.40	**1,03,266.44**	**3.07**
29	Interest and Financing Charges		5.89	0.00	6.68	0.01	5.11	0.00	4,442.02	3.34	4,775.29	1.05	34,148.34	2.61	**43,383.34**	**1.29**
30	Cost of Sales (28 + 29)		14,148.55	1.15	8,886.65	15.09	8,499.13	4.75	15,231.21	11.46	21,128.73	4.64	78,755.50	6.01	**1,46,649.77**	**4.36**
31	Net Sales Realization (Net of Taxes and Duties)		30,605.71	2.49	1,426.52	2.42	10,187.04	5.69	10,215.00	7.69	23,238.30	5.11	41,932.84	3.20	**1,17,605.41**	**3.50**
32	Margin [Profit/(Loss) as per Cost Accounts] (31 - 30)		16,457.16	1.34	(7,460.13)	(12.67)	1,687.91	0.94	(5,016.21)	(3.77)	2,109.57	0.46	(36,822.66)	(2.81)	**(29,044.36)**	**(0.86)**

~ 1674 ~

2. ABRIDGED COST STATEMENT (for each product with CTA heading separately)	
Name of Product	Generation of Electricity
CTA heading	Not Applicable
Unit of Measure	MU

S No.	Particulars	Unit	Current Year (2020-21)													
			Thermal Plants								Solar Plants				NEEPCO as a Whole	
			AGBPS	Cost per unit in Rs	AgGBPS	Cost per unit in Rs	TGBPS	Cost per unit in Rs	Total Thermal	Cost per unit in Rs	AGT-MONARCHOK	Cost per unit in Rs	Solar Total	Cost per unit in Rs	Total	Cost per unit in Rs
			Amt. in lakhs		Amt. in lakhs		Amt. in lakhs		Amt. in lakhs		Amt. in lakhs		Amt. in lakhs		Amt. in lakhs	
1	Materials Consumed (specify details as per Para 2A)		21,557.39	1.40	16,215.37	1.91	11,681.31	2.30	**49,454.08**	**1.71**	-	-	-	-	49,454.08	0.79
2	Process Materials/Chemicals		-	-	-	-	-	-	-	-	-	-	-	-	-	-
3	Utilities Consumed \(specify details as per 2B)		1,112.16	0.07	48.18	0.01	50.95	0.01	**1,211.29**	**0.04**	-	-	-	-	1,986.64	0.03
4	Direct Employees Cost		1,747.70	0.11	737.61	0.09	492.86	0.10	**2,978.17**	**0.10**	-	-	-	-	9,271.62	0.15
5	Direct Expenses		1,133.53	0.07	1,742.79	0.21	339.61	0.07	**3,215.93**	**0.11**	8.98	0.17	**8.98**	**0.17**	4,995.95	0.08
6	Consumable Stores and Spares		1,222.13	0.08	468.05	0.06	-	-	**1,690.18**	**0.06**	-	-	-	-	2,026.99	0.03
7	Repairs and Maintenance		851.59	0.06	782.41	0.09	879.39	0.17	**2,513.39**	**0.09**	34.12	0.64	**34.12**	**0.64**	7,018.74	0.11
8	Quality Control Expenses		-	-	-	-	-	-	-	-	-	-	-	-	-	-
9	Research and Development Expenses		-	-	-	-	-	-	-	-	-	-	-	-	-	-
10	Technical know-how Fee / Royalty		-	-	-	-	-	-	-	-	-	-	-	-	-	-
11	Depreciation/Amortization		6,223.66	0.41	1,676.05	0.20	5,540.44	1.09	**13,440.15**	**0.46**	209.97	3.97	**209.97**	**3.97**	56,147.19	0.90
12	Other Production Overheads		4,050.30	0.26	2,663.93	0.31	1,810.14	0.36	**8,524.38**	**0.29**	10.65	0.20	**10.65**	**0.20**	42,520.38	0.68
13	Industry Specific Operating Expenses (specify details as per		-	-	-	-	-	-	-	-	-	-	-	-	-	-
14	Total (1 to 13)		37,898.47	2.47	24,334.40	2.86	20,794.70	4.09	**83,027.57**	**2.87**	263.72	4.98	**263.72**	**4.98**	1,73,421.59	2.77
15	Increase/Decrease in Work-in-Progress		-	-	-	-	-	-	-	-	-	-	-	-	-	-
16	Less: Credits for Recoveries/other income, if any		-	-	-	-	-	-	-	-	-	-	-	-	-	-
17	Primary Packing Cost		-	-	-	-	-	-	-	-	-	-	-	-	-	-

~ 1675 ~

2. ABRIDGED COST STATEMENT (for each product with CTA heading separately)																	
Name of Product			Generation of Electricity														
CTA heading			Not Applicable														
Unit of Measure			MU														
S No.	Particulars	Unit	Current Year (2020-21)														
			Thermal Plants								Solar Plants				NEEPCO as a Whole		
			AGBPS	Cost per unit in Rs	AgGBPS	Cost per unit in Rs	TGBPS	Cost per unit in Rs	Total Thermal	Cost per unit in Rs	AGT-MONARCHOK	Cost per unit in Rs	Solar Total	Cost per unit in Rs	Total	Cost per unit in Rs
			Amt. in lakhs		Amt. in lakhs		Amt. in lakhs		Amt. in lakhs		Amt. in lakhs		Amt. in lakhs		Amt. in lakhs	
18	Cost of Production/Operations (14 + 15 to 17)		37,898.47	2.47	24,334.40	2.86	20,794.70	4.09	**83,027.57**	**2.87**	263.72	4.98	**263.72**	**4.98**	1,73,421.59	2.77
19	Cost of Finished Goods Purchased		-	-	-	-	-	-	-	-	-	-	-	-	-	-
20	Total Cost of Production and Purchases (18 + 19)		37,898.47	2.47	24,334.40	2.86	20,794.70	4.09	**83,027.57**	**2.87**	263.72	4.98	**263.72**	**4.98**	1,73,421.59	2.77
21	Increase/Decrease in Stock of Finished Goods		-	-	-	-	-	-	-	-	-	-	-	-	-	-
22	Less: Self/Captive Consumption (incl. Samples, etc.)		-	-	-	-	-	-	-	-	-	-	-	-	-	-
23	Other Adjustments (if any)		-	-	-	-	-	-	-	-	-	-	-	-	-	-
24	Cost of Generation/Operation of Product Sold (20 + 21 to		37,898.47	2.47	24,334.40	2.86	20,794.70	4.09	**83,027.57**	**2.87**	263.72	4.98	**263.72**	**4.98**	1,73,421.59	2.77
25	Administrative Overheads (Inc. social Obd.)		4,488.51	0.29	2,125.46	0.25	1,879.30	0.37	**8,493.27**	**0.29**	14.05	0.27	**14.05**	**0.27**	20,780.32	0.33
26	Secondary Packing Cost		-	-	-	-	-	-	-	-	-	-	-	-	-	-
27	Selling and Distribution Overheads		41.10	0.00	17.88	0.00	-	-	**58.97**	**0.00**	-	-	-	-	922.11	0.01
28	Cost of Sales before Interest and finance charge (24 to 27)		42,428.08	2.76	26,477.73	3.12	22,674.00	4.46	**91,579.81**	**3.17**	277.77	5.25	**277.77**	**5.25**	1,95,124.02	3.12
29	Interest and Financing Charges		21.11	0.00	354.51	0.04	2,361.54	0.46	**2,737.16**	**0.09**	241.70	4.57	**241.70**	**4.57**	46,362.19	0.74
30	Cost of Sales (28 + 29)		42,449.19	2.77	26,832.24	3.16	25,035.54	4.92	**94,316.97**	**3.26**	519.47	9.81	**519.47**	**9.81**	2,41,486.21	3.86
31	Net Sales Realization (Net of Taxes and Duties)		51,782.41	3.37	32,607.52	3.84	25,901.28	5.09	**1,10,291.21**	**3.81**	153.29	2.90	**153.29**	**2.90**	2,28,049.91	3.64
32	Margin [Profit/(Loss) as per Cost Accounts] (31 - 30)		9,333.22	0.61	5,775.28	0.68	865.74	0.17	**15,974.24**	**0.55**	(366.18)	(6.92)	**(366.18)**	**(6.92)**	(13,436.31)	(0.21)

~ 1676 ~

2A. Details of Materials Consumed												
Name of Product			Generation of Electricity									
CTA heading			Not Applicable									
Description of Material		Category	UOM	Current Year (2021-22)								
				GAS BASED								
Gas Purchase		Indegenious	MMSCM	AGBPS			AgGBPS			TGBP		
				Quantity	Rate per Unit (Rs.)	Amount	Quantity	Rate per Unit (Rs.)	Amount	Quantity	Rate per Unit (Rs.)	Amount
Material (Gas)	MMSCM	Indegenious		519.97	5.71	29,688.75	259.81	7.02	18,240.79	158.82	9.80	15,559.41
Description of Material		Category	UOM	Current Year (2020-21)								
				GAS BASED								
Gas Purchase		Indegenious	MMSCM	AGBPS			AgGBPS			TGBP		
				Quantity	Rate per Unit (Rs.)	Amount	Quantity	Rate per Unit (Rs.)	Amount	Quantity	Rate per Unit	Amount
Material (Gas)	MMSCM	Indegenious		458.59	4.70	21,557.39	250.74	6.47	16,215.37	126.26	9.25	11,681.31

Category: Indigenous/ Imported/ Self Manufactured											
2B. Details of Utilities Consumed											
Name of Product		Generation of Electricity									
CTA heading		Not Applicable									
Description of Material	Category	Current Year (2021-22)									
		HYDRO BASED					GAS BASED			SOLAR	Total
		KHPS	DHPS	THPS	PHPS	KaHPS	AGBPS	AgGBPS	TGBPS	AGT-MONAR CHOK	
(a) Treated Water					-	0.00	117.95	1.73		-	119.68
(b) Effluent Treatment Plant					-	0.00	39.25			-	39.25
© Service Utilities		139.75	38.91	118.75	-	424.98	817.29	27.66	56.55	-	1,641.91
(d) DG Set				8.64	29.40	0.00		2.28			64.42
(e) Water treatment					-	0.00		4.77		-	4.77
(f) Production utilities					-	0.00		32.44		-	32.44
Description of Material	Category	Current Year (2020-21)									
		HYDRO BASED					GAS BASED			SOLAR	Total
		KHPS	DHPS	THPS	PHPS	KaHPS	AGBPS	AgGBPS	TGBPS	AGT-MONAR	

(a) Treated Water							39.00	1.52		-	**40.52**
(b) Effluent Treatment Plant							7.10			-	**7.10**
(c) Service Utilities		123.90	21.92	85.72	2.20	436.06	1,066.06		50.95	-	**1,807.48**
(d) DG Set				45.96	15.10			2.34			**87.23**
(e) Water treatment								31.62		-	**31.62**
(f) Production utilities								12.70		-	**12.70**

2C. Details of Industry Specific Operating Expenses		
Name of Product	Generation of Electricity	
CTA heading	Not Applicable	
Description of Industry Specific Operating	Current Year Amount	Previous Year Amount
1	Not Applicable	
2		

~ 1678 ~

PART-D

3. VALUE ADDITION AND DISTRIBUTION OF EARNINGS (for the company as a whole)

S. no	Particulars	Current Year (2021-22)										
		HYDRO BASED						GAS BASED			SOLAR	TOTAL
	Value Addition:	RHPS	KHPS	DHPS	THPS	PHPS	KaHPS	AGBPS	AgGBPS	TGBP	AGT-MONARCHOK	
1	Revenue from Operations	36,165.41	4,062.03	8,554.40	9,385.46	18,665.33	1,02,283.59	34,481.35	62,013.74	33,414.47	436.85	3,09,462.63
2	Less: Taxes and other duties	-	-	-	-				-	-	-	-
3	Net Revenue from Operations	36,165.41	4,062.03	8,554.40	9,385.46	18,665.33	1,02,283.59	34,481.35	62,013.74	33,414.47	436.85	3,09,462.63
4	Add: Export Incentives	-	-	-	-				-	-	-	-
5	Add/Less: Adjustment in Stocks	-	-	-	-				-	-	-	-
6	Less: Cost of bought out inputs											
	(a) Cost of Materials Consumed	-	-	-	-	-		29,688.75	18,240.79	15,559.41	-	63,488.96
	(b) Process Materials / Chemicals	-	-	-	-				-	-	-	-
	(c) Consumption of Stores and Spares	493.51	-	0.31	247.05	-	-	733.69	-	-	-	1,474.56
	(d) Utilities (e.g. power and fuel)	42.10	139.75	38.91	127.38	29.40	424.98	974.49	68.88	56.55	-	1,902.46
	(e) Others, if any	-	-	-	-	-		-	-	-	-	-
	Total Cost of bought out inputs	535.61	139.75	39.22	374.43	29.40	424.98	31,396.94	18,309.67	15,615.97	-	66,865.97
7	Value Added	35,629.80	3,922.28	8,515.18	9,011.03	18,635.93	1,01,858.61	3,084.41	43,704.07	17,798.50	436.85	2,42,596.66
8	Add: Income from any other sources	120.77	3,979.94	117.43	23.65	54.32	73.53	3,657.81	1,341.57	143.18	0.14	9,512.34
9	Add:(i) Exceptional and Extra Ordinary income	-	-	-	-				-	-	-	-
	(ii) Other Comprehensive Income, if any	(152.64)	(17.14)	(36.11)	(39.61)	(78.78)	(431.71)	(145.54)	(261.74)	(141.03)	(1.84)	(1,306.16)
10	Earnings available for distribution	35,597.93	7,885.07	8,596.51	8,995.06	18,611.47	1,01,500.42	6,596.69	44,783.90	17,800.65	435.15	2,50,802.84
	Distribution of Earnings to:											
1	Employees as salaries and wages, retirement benefits, etc.	1,597.76	346.97	1,362.26	357.52	388.96	1,603.68	1,984.68	376.90	164.96	-	8,183.69
2	Shareholders as dividend	1,051.79	118.13	248.78	272.95	542.84	2,974.68	1,002.81	1,803.53	971.78	12.70	9,000.00
3	Company as retained funds	11,921.57	1,339.01	2,819.87	3,093.82	6,152.84	33,716.78	11,366.44	20,442.22	11,014.75	144.00	1,02,011.31
4	Government as taxes (specify)	852.74	95.78	201.70	221.30	440.11	2,411.73	813.03	1,462.21	787.87	10.30	7,296.76
5	Extra Ordinary Expenses	-	-	-	-				-		-	-
6	Others, if any (specify)	14,527.64	1,631.72	3,436.30	3,770.14	7,497.86	41,087.30	13,851.15	24,910.91	13,422.59	175.48	1,24,311.08
7	**Total distribution of earnings**	**29,951.49**	**3,531.61**	**8,068.93**	**7,715.73**	**15,022.61**	**81,794.16**	**29,018.11**	**48,995.76**	**26,361.95**	**342.49**	**2,50,802.84**

Note: Retained fund includes profit for the year including depreciation.

~ 1679 ~

PART-D

3. VALUE ADDITION AND DISTRIBUTION OF EARNINGS (for the company as a whole)

S. no	Particulars	Current Year (2020-21)										
		HYDRO BASED						GAS BASED			SOLAR	TOTAL
	Value Addition:	RHPS	KHPS	DHPS	THPS	PHPS	KaHPS	AGBPS	AgGBPS	TGBP	AGT-MONARCHOK	
1	Revenue from Operations	30,605.71	1,426.52	10,187.04	10,215.00	23,238.30	41,932.84	25,901.28	51,782.41	32,607.52	153.29	2,28,049.91
2	Less: Taxes and other duties	-	-	-	-				-	-	-	-
3	Net Revenue from Operations	30,605.71	1,426.52	10,187.04	10,215.00	23,238.30	41,932.84	25,901.28	51,782.41	32,607.52	153.29	2,28,049.91
4	Add: Export Incentives	-	-	-	-				-	-	-	-
5	Add/Less: Adjustment in Stocks	-	-	-	-				-	-	-	-
6	Less: Cost of bought out inputs	-										
	(a) Cost of Materials Consumed	-	-	-	-	-		21,557.39	16,215.37	11,681.31	-	49,454.08
	(b) Process Materials / Chemicals	-	-	-	-				-	-	-	-
	(c) Consumption of Stores and Spares	230.70	-	40.17	65.94	-	-	1,222.13	468.05	-	-	2,026.99
	(d) Utilities (e.g. power and fuel)	44.50	123.90	21.92	131.68	17.30	436.06	1,112.16	48.18	50.95	-	1,986.64
	(e) Others, if any	-	-	-	-	-		-	-	-	-	-
	Total Cost of bought out inputs	275.20	123.90	62.08	197.63	17.30	436.06	23,891.68	16,731.60	11,732.26	-	53,467.70
7	Value Added	30,330.51	1,302.62	10,124.96	10,017.37	23,221.00	41,496.78	2,009.60	35,050.81	20,875.26	153.29	1,74,582.21
8	Add: Income from any other sources	3,927.27	9,995.43	3,876.29	14.69	18.07	193.98	18.74	3,597.75	4,992.50	0.14	26,634.86
9	Add:(i) Exceptional and Extra Ordinary income	-	-	-	-				-	-	-	-
	(ii) Other Comprehensive Income, if any	(133.77)	(104.88)	(18.77)	(18.36)	(48.92)	(158.68)	(176.78)	(83.71)	(74.02)	(0.55)	(818.45)
10	Earnings available for distribution	34,124.01	11,193.17	13,982.48	10,013.70	23,190.15	41,532.08	1,851.56	38,564.85	25,793.74	152.88	2,00,398.62
	Distribution of Earnings to:											
1	Employees as salaries and wages, retirement benefits, etc.	1,860.56	397.34	1,439.89	599.97	671.06	1,324.62	1,747.70	737.61	492.86	-	9,271.62
2	Shareholders as dividend	200.64	9.35	66.78	71.95	152.34	274.90	169.80	339.47	213.76	1.00	1,500.00
3	Company as retained funds	9,417.38	438.94	3,134.55	3,376.86	7,150.43	12,902.74	7,969.83	15,933.45	10,033.34	47.17	70,404.68
4	Government as taxes (specify)	211.40	9.85	70.36	75.80	160.51	289.64	178.91	357.67	225.23	1.06	1,580.43
5	Extra Ordinary Expenses	-	-	-	-				-		-	-
6	Others, if any (specify)	15,735.86	733.44	5,237.65	5,642.52	11,947.92	21,559.68	13,317.09	26,623.82	16,765.09	78.81	1,17,641.89
7	**Total distribution of earnings**	27,425.85	1,588.93	9,949.24	9,767.10	20,082.26	36,351.58	23,383.32	43,992.02	27,730.27	128.04	2,00,398.62

Note: Retained fund includes profit for the year including depreciation.

~ 1680 ~

Reconciliation of difference of Turnover as per Annual Accounts and Turnover as per GST Records

FY 2021-22

INR in Lakhs

	RHPS	KHPS	DHPS	THPS	PHPS	KaHPS	TGBPS	AGBPS	AgGBPS	M'Chak	Tota
Turnover as per GST	45,971.14	4,813.63	9,819.70	9,627.74	18,733.68	88,936.74	33,995.39	57,596.49	33,879.23	417.34	3,03,791.08
Turnover as per Cost Report	36,133.54	8,024.83	8,635.72	9,369.50	18,640.87	1,01,925.41	37,993.62	63,093.57	33,416.62	435.14	3,17,668.81
Difference	**(9,837.60)**	**3,211.20**	**(1,183.98)**	**(258.24)**	**(92.81)**	**12,988.67**	**3,998.23**	**5,497.08**	**(462.61)**	**17.80**	**13,877.73**

Other income	120.77	3,979.94	117.43	23.65	54.32	73.53	3,657.81	1,341.57	143.18	0.14	9,512.34
Other income under the purview of GST	-	(17.27)	(6.44)	-	(10.67)	(0.60)	(0.13)	(1,184.38)	(0.23)	-	(1,219.72)
Un-billed revenue not considered in GST (CB-OB)	369.27	(453.34)	(535.78)	(242.27)	(57.69)	13,347.45	4,225.40	1,904.96	(464.53)	19.51	18,112.98
Other Comprehensive income not considered in Cost Report	(152.64)	(17.14)	(36.11)	(39.61)	(78.78)	(431.71)	(145.54)	(261.74)	(141.03)	(1.84)	(1,306.16)
Prior period revenue not considered in Cost Report	(10,175.00)	(280.99)	(723.08)				(3,739.31)	3,696.67			(11,221.71)
Total	-9,958.37	-751.47	-1,294.97	-281.88	-136.47	12,915.74	340.55	5,339.89	-605.56	17.67	13,877.73

FY 2020-21

INR in Lakhs

	RHPS	KHPS	DHPS	THPS	PHPS	KaHPS	TGBPS	AGBPS	AgGBPS	M'Chak	Tota
Turnover as per GST	27,480.40	1,276.06	9,027.91	10,073.13	23,278.84	37,740.33	24,384.85	53,507.93	34,485.79		2,21,255.24
Turnover as per Cost Report	34,399.21	11,317.07	14,044.56	10,211.33	23,207.45	41,968.14	25,743.24	55,296.45	37,526.00	152.88	2,53,866.32
Difference	**6,918.81**	**10,041.01**	**5,016.65**	**138.20**	**(71.39)**	**4,227.81**	**1,358.39**	**1,788.52**	**3,040.21**	**152.88**	**32,611.08**

Other income	3,927.27	9,995.43	3,876.29	14.69	18.07	193.98	18.74	3,597.75	4,992.50	0.14	26,634.86
Other income under the purview of GST	(47.38)	(84.95)	(4.28)	(21.62)	(0.62)	(2.55)	(0.74)	(13.29)	(1,203.93)	-	(1,379.36)
Other income not considered in GST	3,879.89	9,910.48	3,872.01	(6.93)	17.45	191.43	18.00	3,584.46	3,788.57	0.14	25,255.50
Un-billed revenue not considered in GST (CB-OB)	3,172.69	235.42	1,163.42	923.08	(39.94)	4,195.07	1,670.46	(1,712.31)	(674.35)	-	8,933.54
Other Comprehensive income not considered in Cost Report	(133.77)	(104.88)	(18.77)	(18.36)	(48.92)	(158.68)	(176.78)	(83.71)	(74.02)	(0.55)	(818.45)
Prior period revenue not considered in Cost Report				(759.51)							(759.51)
Total	**6,918.81**	**10,041.02**	**5,016.66**	**138.28**	**(71.41)**	**4,227.82**	**1,511.68**	**1,788.44**	**3,040.20**	**(0.41)**	**32,611.08**

COST AUDIT REPORT

We, **Niran & Co., Cost Accountants and Dhananjay V. Joshi & Associates** having been appointed as Lead Cost Auditor and Cost Auditors under section 148(3) of the Companies Act, 2013 (18 of 2013) of **North Eastern Electric Power Corporation Limited (A Subsidiary of NTPC Limited)** having its registered office at Brookland Compound, Lower New Colony, Laitumkhrah, Shillong-793003, (hereinafter referred to as "NEEPCO Ltd" / "the Company"), have audited the Cost Records maintained under section 148 of the said Act, in compliance with the Cost Auditing Standards, in respect of the **"Generation of Electricity" for the financial year 2022-23** (from 1st April, 2022 to 31st March, 2023) maintained by the Company and Report, in addition to our observations and suggestions in Para-2.

(i) We have obtained all the information and explanations, which to the best of our knowledge and belief were necessary for the purpose of this audit.

(ii) In our opinion, proper cost records, as per rule 5 of the Companies (Cost Records and Audit) Rules 2014 and as amended time to time, have been maintained by the Company in respect of Products under reference.

(iii) In our opinion and to the best of our information, the said books and records give the information required by the Companies Act, 2013 in the manner so required.

(iv) In our opinion, the Company has adequate system of Internal Audit of Cost Records which in our opinion is commensurate to its nature and size of the business.

(v) In our opinion, information, statements in the annexure to this Cost Audit Report gives a true and fair view of the cost of rendering of services, cost of sales, margin and other information relating to Products under reference.

(vi) Detailed unit-wise and service-wise cost statements and schedules thereto in respect of the Products under reference to the Company duly audited and certified by us are kept in the Company.

DHANANJAY V. JOSHI & ASSOCIATES COST ACCOUNTANTS

NIRAN & CO. Bhubaneswar COST ACCOUNTANTS

Continued ..

नार्थ ईस्टर्न इलेक्ट्रिक पावर कॉर्पोरेशन नई दिल्ली NEEPCO North Eastern Electric Power Corporation New Delhi

2. Specific Observations and Suggestions:

I. Performance Analysis:

A. The following table enumerates the performance of the company.

S. No	Generating Stations	Design/ Installed energy (MU)	Gross Generation (MU)	Capacity Utilization (%)	Gross Generation (MU)	Capacity Utilization (%)
			FY 2022-23		FY 2021-22	
1	Panyor Lower HPS	1,293.73	1,376.21	106.38%	1,154.28	89.22%
2	Kopili HPS	1,357.75	Under shut down	0.00%	286.09	21.07%
3	Doyang HPS	227.24	177.35	78.05%	100.58	44.26%
4	Tuirial HPS	250.63	204.10	81.43%	137.42	54.83%
5	Pare HPS	506.42	531.84	105.02%	430.55	85.02%
6	Kameng HPS	3,353.00	2,912.75	86.87%	2,576.35	76.84%
7	Assam GBPS	1,746.00	1,689.83	96.78%	1,787.10	102.35%
8	Agartala GBPS	810.00	845.63	104.40%	923.99	114.07%
9	Tripura GBPS	752.05	747.48	99.39%	717.96	95.47%
10	Solar PV PS	8.32	6.74	81.01%	5.98	71.88%
	Total	10,305.14	8,491.93	82.40%	8,120.30	78.80%

Observations:

- The above table shows that during the FY 2022-23, all the generating stations have improved its generation & thus resulted in improved capacity utilization in comparison to the previous comparative year, except Khandong I & II (due to total Plant shutdown for R&M/ repairing) and the thermal stations, namely, Assam GBPS & Agartala GBPS.
- All the three generating stations of Kopili HPS were under shutdown throughout the year 2022-23 for Repairing/Reconstruction Renovation and Modernisation.

B. The following units of respective generating stations of the company are unable to achieve its design/installed capacity during the year 2022-23.

Generating Stations	Units	Design Capacity (MU)	Gross Generation (MU)	Capacity Utilization (%)
Doyang Hydro Power Station	DHPS-1	75.747	63.57	84%
	DHPS-2	75.747	50.25	66%
	DHPS-3	75.747	63.53	84%
Tuirial Hydro Power Station	THPS-1	125.315	106.85	85%
	THPS-2	125.315	97.25	78%
Kameng Hydro Power Station	KaHPS-1	838.250	559.09	67%
	KaHPS-2	838.250	650.42	78%
	KaHPS-4	838.250	823.23	98%
Assam Gas Based Power Station	Unit-III	201	182.50	91%
	Unit-VI	201	164.95	82%

(02)

	Unit-VII	180	169.00	94%
	Unit-VIII	180	167.17	93%
	Unit-IX	180	139.64	78%
Agartala Gas Based Power Station	Unit-V	153	151.50	99%
	Unit-VI	153	131.15	86%
Tripura Gas Based Power Station	Unit-II	265	213.96	81%
Monarchak Solar PS	Unit-I	8.322	6.74	81%

C. During the current financial year 2022-23, the gross generation (in MU) of the following units of respective generating stations of the company has been decreased as compared to the previous year 2021-22.

Generating Stations	Units	Design Capacity (MU)	Gross Generation (MU)		Capacity utilization (%)	
			2022-23	2021-22	2022-23	2021-22
Kameng Hydro Power Station	KaHPS-1	838.250	559.09	724.98	67%	86%
	KaHPS-2	838.250	650.42	746.05	78%	89%
Assam Gas Based Power Station	UNIT-I	201	225.21	242.95	112%	121%
	UNIT-II	201	201.03	207.71	100%	103%
	UNIT-III	201	182.50	232.53	91%	116%
	UNIT-IV	201	225.49	231.40	112%	115%
	UNIT-VI	201	164.95	179.66	82%	89%
	UNIT-VII	180	169.00	177.61	94%	99%
	UNIT-VIII	180	167.17	179.67	93%	100%
Agartala Gas Based Power Station	UNIT-II	126	139.48	162.93	111%	129%
	UNIT-III	126	130.45	153.93	104%	122%
	UNIT-IV	126	134.26	144.05	107%	114%
	UNIT-V	153	151.50	163.05	99%	107%
	UNIT-VI	153	131.15	148.33	86%	97%

II. **Auxiliary Power Consumption (APC):**

A. The Auxiliary Consumption of Generating stations are provided below.

S. No.	Generating Stations	Gross Generation	CERC Norm		Actual Auxiliary Consumption		Less/excess) APC w.r.t. to CERC Norm		Value of Excess APC	
		In MU	In %	In MU	in %	In MU	In %	In MU	Rs/Unit	Amount (Lakh)
1	Panyor Lower HPS	1376.21	1.00%	13.76	0.55%	7.61	0.45%	6.15	1.373	84.47
2	Doyang HPS	177.35	1.20%	2.13	1.25%	2.21	-0.05%	-0.08	3.375	-2.76
3	Tuirial HPS	204.1	1.20%	2.45	4.59%	9.36	-3.39%	-6.91	2.562	-177.05
4	Pare HPS	531.84	1.20%	6.38	0.31%	1.64	0.89%	4.74	2.5	118.55
5	Kameng HPS	2912.75	1.00%	29.13	0.32%	9.29	0.68%	19.84	2.479	491.77
6	Agartala GBPS	845.63	3.10%	26.21	3.48%	29.39	-0.38%	-3.18	4.993	-158.55
7	Assam GBPS	1689.83	2.75%	46.47	2.43%	41.01	0.32%	5.46	5.185	283.12
8	Tripura GBPS	747.48	3.30%	24.67	3.57%	26.69	-0.27%	-2.02	2.248	-45.48
	Total	8485.19		151.2		127.2		24.00		594.06

NIRAN & CO. Bhubaneswar COST ACCOUNTANTS

(03)

Observations:

- In case of Panyor Lower Hydro Power Station, Pare Hydro Power Station, Kameng Hydro Power Station, Assam Gas Based Power Station the auxiliary power consumption is considerably higher compared to CERC norm.

III. Margin Analysis:

A. The table below enumerates the Generating station wise per unit Sales, Cost of Sales, Margin for the financial year 2022-23.

S. No.	Power Generating Stations	Units Sold (MU)	Net Sales (Rs/Unit)	Cost of Sales (Rs/Unit)	Net Margin (Rs/Unit)	Units Sold (MU)	Net Sales (Rs/Unit)	Cost of Sales (Rs/Unit)	Net Margin (Rs/Unit)
		2022-23				2021-22			
1	Panyor Lower Hydro Power Station	1,205.04	2.80	1.54	1.26	1,009.78	3.58	1.41	2.17
2	Kopili Hydro Power Station	-	-	-	-	248.06	1.64	2.62	-0.99
3	Doyang Hydro Power Station	151.32	8.35	6.39	1.96	86.98	9.84	10.13	-0.29
4	Tuirial Hydro Power Station	172.16	6.46	8.81	-2.35	114.58	8.19	13.42	-5.23
5	Pare Hydro Power Station	464.62	5.21	4.59	0.62	370.58	5.04	5.62	-0.58
6	Kameng Hydro Power Station	2,548.54	5.31	4.43	0.88	2,262.54	4.52	5.09	-0.57
7	Assam Gas Based Power Station	1,648.26	7.26	6.97	0.29	1,748.23	3.55	2.81	0.74
8	Agartala Gas Based Power Station	816.32	7.15	6.59	0.56	891.25	3.75	3.54	0.21
9	Tripura Gas Based Power Station	723.84	4.82	3.85	0.97	692.91	4.98	4.09	0.88
10	Monarchak Solar Power Station	6.56	8.68	7.13	1.55	5.88	7.43	9.29	-1.86
TOTAL		7,736.66	5.56	4.84	0.72	7,430.79	4.17	3.91	0.26

Observations:

- During the financial year 2022-23, all the generating stations have contributed profit except Tuirial Hydro Power Station with a negative margin of Rs. 2.35/Unit.
- All the generating stations except Panyor Lower Hydro Power Station & Assam Gas Based Power Station are showing a increase in Net margin in FY 2022-23 as compared to the PY 2021-22.
- Tuirial Hydro Power station is the only Generating Station that shows negative margin for both FY 2022-23 & PY 2021-22.

NIRAN & CO. Bhubaneswar COST ACCOUNTANTS

North Eastern Electric Power Corporation NEEPCO New Delhi

IV. **Forced Outage Analysis:**

The following units show an increase in forced outage hour in FY 2022-23 as compared to the PY 2021-22.

Genarating Station	Forced Outage		Variance w.r.t. to 2021-22
	2022-23	2021-22	
Panyor Lower Hydro Power Station			
PLHPS-1	241:56:00	182:15:00	59:41:00
PLHPS-2	127:01:00	0:00:00	127:01:00
PLHPS-3	130:09:00	26:30:00	103:39:00
Total	**499:06:00**	**208:45:00**	**290:21:00**
Doyang Hydro Power Station			
DHPS-1	55:09:00	0:00:00	55:09:00
DHPS-2	118:08:00	0:00:00	118:08:00
Total	**173:17:00**	**0:00:00**	**173:17:00**
Tuirial Hydro Power Station			
THPS-1	422:40:00	0:00:00	422:40:00
THPS-2	163:50:00	0:00:00	163:50:00
Total	**586:30:00**	**0:00:00**	**586:30:00**
Pare Hydro Power Station			
PHPS-1	113:27:00	0:00:00	113:27:00
Total	**113:27:00**	**0:00:00**	**113:27:00**
Kameng Hydro Power Station			
KaHPS-2	1387:39:00	1298:02:00	89:37:00
Total	**1387:39:00**	**1298:02:00**	**89:37:00**
Assam Gas Based Power Station			
GTG # 1	32:33:00	0:00:00	32:33:00
GTG # 3	352:43:00	35:38:00	317:05:00
GTG # 6	272:10:00	116:56:00	155:14:00
STG # 1	121:28:00	66:07:00	55:21:00
Total	**778:54:00**	**218:41:00**	**560:13:00**
Agartala Gas Based Power Station			
GTG # 1	83:40:00	0:00:00	83:40:00
GTG # 3	83:14:00	66:13:00	17:01:00
Total	**166:54:00**	**66:13:00**	**100:41:00**

Observation:

- In Panyor Lower Hydro Power Station (PLHPS) Unit-I, Annual plant maintenance (APM) for 2022-23 and 2021-22 has been done for 221.55 hours and 244.40 hours respectively, but after the (APM) there is also forced outage for 212 hours and 182 hours for both 2022-23 and 2021-22 respectively for S/D for Guide Vane

NIRAN & CO. Bhubaneswar COST ACCOUNTANTS

(05)

3. **General Suggestions:**

- As per the CRA-1, Rule-5 of the Companies (Cost Records and Audit) Rules, the Company has to maintain the Cost records on concurrent basis. Hence, we suggest for the maintenance of such on quarterly basis followed by the quarterly review by the Cost Auditor in order to comply the statute and facilitate management to have knowledge on the deviation/variances on the key areas and initiate steps for Control.
- Company should develop a comprehensive cost accounting manual in line with Cost Accounting Standards (CAS) to maintain consistency and credibility in maintaining Cost Records & Reporting.
- As the company is in the process of implementing SAP, Unit (Turbine) wise Cost records should be maintained.
- The Company is in the transition phase of SAP implementation. We suggest, activity wise cost centre i.e. for each service department, employee benefits & social benefits etc. need to be developed and Cost should be captured, accordingly.
- Mapping of GL codes with activity linked to the cost centres required to be in place.
- Budgets need to be reviewed on quarterly basis & variance thereon for improvement of operation & Cost measurement system.
- The energy reading between Secured energy meter (SEM) data of Power grid need =s to be reconciled with meter reading of NEEPCO.
- Meters should be installed in the colony and other auxiliary areas for detailed analysis to have a control on consumption.
- Implementation of Energy Audit should be done for better control on transformation loss, auxiliary consumption and colony consumption.
- Due to unavailability of Planned Maintenance Policy, we could not determine the scheduled maintenance for each generating station.

4. **Disclosure:**

- We have not made detailed examination of the statements and annexures certified by the Branch Auditor and only considered those statements and annexure for consolidation purpose.
- Reconciliation of Indirect Tax for the product group of the company is based on the periodical returns submitted by the company to the various authorities. This includes various indirect taxes paid by the company. However we have not carried out detailed audit of the same
- Changes are made in ascertainment of various Cost components looking at the requirement of the financial year 2022-23. Previous year figures have been regrouped/rearranged/re-casted wherever necessary to make the figures comparable with current year's figures.

Place: Bhubaneswar	**for Dhananjay V. Joshi**	**for NIRAN & CO.**
Date: 15th September 2023	**& Associates**	**COST ACCOUNTANTS**
	FRN-000030	**FRN-000113**
	CMA Dhananjay V. Joshi	**CMA Niranjan Mishra**
	Partner –M/4923	**Partner –M/13060**
	UDIN: 2304923A1DFVPKRDLH	**UDIN: 2313060ZZRYJ6GLZG7**

(06)

COST ACCOUNTING POLICY FOR THE FY 2022-2023

A. Corporate information

North Eastern Electric Power Corporation Limited ("NEEPCO Ltd." / "the Company") is a leading power utility, primarily operating in the North-Eastern Region of India. NEEPCO Ltd, a Central Public Sector Enterprise (CPSE), is a wholly owned Subsidiary of NTPC Ltd and it is conferred with the Schedule A- Miniratna Category-I CPSE status by the Government of India. The address of the Company's registered office is Brookland Compound, Lower New Colony, Laitumkhrah, Shillong 793003, Meghalaya. Authorised Capital of the Company is ₹ 5000 crore. The Company has its 12 (twelve) generating stations, which are under operation [except three generating stations of Kopili HPS, namely, Kopili (4 X 50 MW) power station, Khangdong Stage I (2 X 25 MW) Power Station and Khangdong Stage II (1 X 25 MW) Power Station, which are under Repairing/Reconstruction Renovation and Modernisation] with 8 (eight) hydro, 3 (three) thermal and 1(one) solar power generating stations. Present installed capacity of the company is 2057 MW.

NEEPCO has its debt (Bond XIV to XVI, XVIII, XX to XXIII issue) listed with Bombay Stock Exchange (BSE).

B. Cost Accounting Policy

The cost accounting policy adopted by the Company and its adequacy or otherwise to determine correctly the cost of production/generation, cost of sales, sales realization and margin of the product is adequate and is in due adherence to the Generally Accepted Cost Accounting Principles (GACAP), Cost accounting standards (CAS) issued by the Institute of Cost Accountants of India and CRA -1 in pursuant to Rule 5(1) of the Companies (Cost Records and Audit) Rules, 2014 & amendments there-to. The policy cover, inter alia, the following areas:

***I. Identification of cost Centre/cost objects and cost drivers*:**

- <u>Production Cost Centres</u>:
  Power House, Switchyard, Dam, Tunnel (including Penstock), D.M. Water Plant and Gas Booster System (GBS).
- <u>Service Cost Centres</u>
  Finance & Accounts, Personal & Administration, General Plant Administration, Maintenance Divisions- Administrative Building & Township, Stores and Workshop, Hospital Facilities and Corporate Office, Other Service departments.

NIRAN & CO. Bhubaneswar COST ACCOUNTANTS

7

The Cost Accounting system of the company is integrated with the Financial Accounting system. The Units (Projects & Offices) of NEEPCO have migrated to ERP in phased manner from its old designed software "MATFIN", with migration of the last Unit during the 03rd quarter of the FY 2022-23 with "Cut over" data as on 30.09.2022 and the said system is used for all generating units for recording various transactions relating to Employee costs, Repair & Maintenance, Stores Accounting, Asset Accounting etc. The account code structures enable identification of expenses/costs as well as revenue for each cost centre.

Cost drivers for the Company are Employee costs, Fuel (gas) cost, Repairs & Maintenance expenses, Depreciation, Overheads etc.

The corporate office and other administrative offices are treated as service cost centers. The expenditure of service cost centers is allocated on each cost centers as administrative overheads on the basis of installed capacity of the generating stations in operation during the year.

Cost so determined for power stations are then aggregated and unit cost is arrived based on respective net generation- i.e., Gross generation ***netted off*** for Free electricity to Home States (FESH) (for Hydro Plants), Auxiliary power consumption by the Plant (including colony consumption) (for Hydro, Thermal & Solar Plants) and Other adjustment, if any.

II. Accounting for material cost including packing materials, stores and spares, employee cost, utilities and other relevant cost components:

(i) **Material Costs:**

For the Thermal Power Stations, gas cost & its transportation cost including incidental taxes constitute major materials (fuel) cost for generation of electricity (product). For hydro generating unit, no input material (fuel) cost is involved. (As per CAS-6)

(ii) **Direct Expenses**

The cost includes Electricity duty on generation, operating expenses of DG Sets, outsourcing expenses etc. (As per CAS-10)

(iii) **Stores and spares:**

Receipts & issue of stores, spares & consumables are recorded in Store Accounting module of MATFIN/SAP. Issue price for each of such items are valued based on weighted average cost.

NIRAN & CO. Bhubaneswar COST ACCOUNTANTS

8

(iv) **Employees Costs:**

The Employees costs comprises of Salary and wages, Allowances, Incentives, Gratuity, Contributory provident fund, Leave Encashment, Medical expenses, Superannuation Benefits and the benefits incurred or to be incurred for the services rendered for the employees etc. Records are maintained for determination of Employee costs for all power stations and also for service units. The direct employee cost allocated for the operation cost centers is presented in cost statements as a separate line item and the indirect employee cost is presented in cost statement as a part of production overhead. The employee cost pertaining to the Corporate office and Other Administrative Offices, such as, Guwahati, New Delhi, Kolkata, ED(Arunachal), is presented in cost statement as a part of administrative overhead(As per CAS-7).

(v) **Repairs & maintenance:**

Such expenditure includes repairs & Maintenance of Plants & machineries, Electrical installations, Hydraulic structures, Roads/Buildings etc. Cost are booked to the respective cost centers for which the same has been carried out. The repairs & maintenance expenditure relating to operation cost centers are treated as direct repair & Maintenance cost. The repair & maintenance pertaining to the auxiliary units other than the power house/main plant are considered as part of production overheads. The repair & maintenance pertaining to the Corporate office and Other Administrative Offices, such as, Guwahati, New Delhi, Kolkata, ED(Arunachal), is presented in cost statement as a part of administrative overhead (As per CAS-12).

(vi) **Utilities**

Effluent Treatment:

Expenditure pertaining to ETP/waste management during generation of electricity are treated as utility expenditure & same are recorded accordingly. (As per CAS-8)

(vii) **Other Relevant Cost Component:**

a) Research and Development Expenses(As per CAS-20)
b) Quality control Expenses (As per CAS-21)

The relevant cost components are accumulated and then apportioned to respective cost centers based on service rendered shown as a separate line item in cost statement.

NIRAN & CO. Bhubaneswar COST ACCOUNTANTS

9

(Vii) **Interest and Finance Cost**

The cost includes Interest on Bonds, Interest on Foreign currency Borrowings , Interest on Govt of India Loan, Interest on Domestic loan from Financial Institutes/Banks etc.

The interest cost for the project specific borrowings are assigned to the respective generating stations and the common interest are apportioned to the generating stations in operation based on installed capacity. (As per CAS-17)

III. Accounting, allocation and absorption of overheads:

(i) **Other Production Overhead:**

Overhead comprising of Indirect Repairs and Maintenance, Insurance, Depreciation, indirect employee cost and other relevant costs of the generating stations, which are not directly identifiable to the Plant's production process and are common in nature, are treated as "Other production overhead" and are allocated/apportioned to cost centers. (As per CAS-3)

(ii) **Administrative Overhead**:

The Corporate office and Other Administrative Offices, such as, Guwahati, New Delhi, Kolkata, ED(Arunachal) are treated as service cost centers. The expenditure of service cost centers is allocated on each cost centers as administrative overheads on the basis of installed capacity of the generating stations in operation during the year. (As per CAS-11)

(iii) **Selling and Distribution Overhead**:

Expenses for selling of electricity through power trading exchanges, open access charges, regulatory charges etc. constitute selling and distribution overhead. (as per CAS-15)

IV. Accounting for depreciation/amortization:

Depreciation is charged as per Electricity Act, 2003 on straight line method following the rates and methodology notified by the Central Electricity Regulatory Commission constituted under the Act except the followings:

i. IT equipment (Personal Computers and Laptops including Peripherals) are depreciated in a period of three years.

ii. Computer software is amortised on straight-line method over a period of legal right to use or 03 (three) years, whichever is less. The amortisation period and the amortisation method of intangible assets with a finite useful life is reviewed at each financial year and adjusted prospectively, wherever required.

NIRAN & CO. Bhubaneswar COST ACCOUNTANTS

10

iii. "Land-right to use" is fully amortized over the period of useful life of the project from its "Date of commercial operation".

iv. Leasehold Lands are amortised over the period of lease or useful life of the project, whichever is lower, from its "Date of commercial operation". Leasehold Land, in case of administrative offices, are amortised over the lease period.

v. Where the cost of depreciable assets has undergone a change due to during the year due to increase/decrease in long term liabilities on account of exchange fluctuation, price adjustment, settlement of arbitration/court cases, changes in duties and similar factors, the unamortized balances of such assets is depreciated prospectively over the residual life of such asset at the rate and methodology notified by the CERC regulations.

vi. Cost of major repairing and overhauls are depreciated over their useful lives where it is probable that future economic benefits will be available.

vii. Spares parts procured along with the Plant & Machinery or subsequently which are capitalized and added in the carrying amount of such item are depreciated over the residual useful life of the related plant and machinery at the rates and methodology notified by CERC.

viii. Assets/procured installed, whose individual cost is Rs. 5000/- or less but more than Rs. 750/- (hereinafter is called Assets of minor value) are depreciated during a period of 12 months leaving a nominal balance of Rs. 1/- only

ix. Low value items, which are in the nature of the assets (excluding immovable assets) and value up to Rs. 750/- are not capitalized and charged off to revenue during the year.

x. Depreciation of an asset ceases at the earlier of the date that the asset is classified as held for sale(or included in a disposal group that is classified as asset held for sale) in accordance with Ind AS 105 and the date that the asset is de-recognised.

xi. Depreciation of Corporate/Administrative office assets and general assets of projects under construction are charged following the rates notified vide CERC tariff regulations.

Assignment of Depreciation Cost

The depreciation relating to operation cost centers are treated as direct depreciation cost. The depreciation pertaining to the auxiliary units other than the power house/main plant are considered as part of production overheads. depreciation pertaining to the Corporate office and Other Administrative Offices, such as, Guwahati, New Delhi, Kolkata, ED(Arunachal), is presented in cost statement as a part of administrative overhead (As per CAS-16).

V. Valuation of Inventories

Inventories mainly comprise of stores and spare parts to be used for operation and maintenance of Property, Plant and Equipment.

Inventories are valued at costs or net realizable value (NRV), whichever is lower. Cost includes cost of purchase, cost of conversion and other costs incurred in

bringing the inventories to their present location and condition. Cost is determined using weighted average cost formula and NRV is the estimated selling price in the ordinary course of business less the estimated costs necessary to make the sale.

Value of scrap is adjusted in the account as & when sold/disposed-off and profit/loss, if any, is recognized in accounts in the year of sell/disposal.

VI. Related party Transactions

There is no Related party transaction effecting Cost Records.

VII. Treatment of abnormal and non-recurring costs including classification of other non-cost items:

Any abnormal costs/Non-Recurring costs items is separately identified and excluded from cost of production.

VIII. Other relevant cost accounting policy adopted by the Company:

Changes, if any, as per Accounting Standards notified by the ministry of corporate affairs are incorporated in Cost Report to the extent applicable.

C. Briefly specify the changes, if any, made in the cost accounting policy for the product(s)/service(s) under audit during the current financial year as compared to the previous financial year:

During the current financial year, Corporate and other admin offices expenses has been apportioned on the basis of installed capacity of the generating stations against the previous year apportionment based on gross generation. Such changes have no material impact on cost records.

The previous year figure has been re-stated/re-grouped/re-casted, where ever required.

D. Adequacy or otherwise of the Budgetary Control System, if any, followed by the company:

The company has budgetary system which is commensurate to the nature and size of the operations. The implementation of full-fledged control system is in process.

NIRAN & CO. Bhubaneswar COST ACCOUNTANTS

12.

ANNEXURE TO THE COST AUDIT REPORT
PART-A

1.

GENERAL INFORMATION	
1. CIN or GLN of the company	U40101ML1976001658
2. Name of the Company	NORTH EASTERN ELECTRIC POWER CORPORATION LTD.
3. Registered office address	BROOK LAND COMPOUND, LOWER NEW COLONY, SHILLONG-793001, MEGHALAYA
4. Corporate Office Address	BROOK LAND COMPOUND, LOWER NEW COLONY, SHILLONG-793001, MEGHALAYA
5. E-mail address of the company	company-secy@neepco.co.in
6. Date of beginning of reporting Financial Year	01-04-2022
7. Date of end of reporting Financial Year	31-03-2023
8. Date of beginning of previous financial year	01-04-2021
9. Date of end of previous financial-year	31-03-2022
10. Level of rounding used in cost statements	Lakhs
11. Reporting currency of entity	INR
12. Number of cost auditors for reporting period	2 (Two)
13. Date of board of directors meeting in which annexure to cost audit report was approved	
14. Whether cost auditors report has been qualified or has any reservations or contains adverse remarks	NO
15. Consolidated qualifications, reservations or adverse remarks of all cost auditors	NO QUALIFIED REMARKS
16. Consolidated observations or suggestions of all cost auditors	Reported in CRA-3
17. Whether company has related party transactions for sale or purchase of goods or services	Yes

2.

GENERAL DETAILS OF THE COST AUDITOR		
1	Whether cost auditor is lead auditor	YES
2	Category of cost auditor	FIRM
3	Firm's registration number	000113
4	Name of cost auditor/cost auditor's firm	NIRAN & CO
5	PAN of cost auditor/cost auditor's firm	AAEFN5628D
6	Address of cost auditor or cost auditor's firm	**Regd. Office:** ESEN Den, 475, Aiginia, Asiana Plaza Entry, Khandagiri, Bhubaneswar – 751019
7	Email Id of cost auditor or cost auditor's firm	niranjan13060@gmail.com
8	Membership number of member signing report	13060
9	Name of member signing report	CMA. Niranjan Mishra
10	Name (s) of product (s) or service (s) with CTA heading	Not Applicable
11	SRN number of Form 23C / CRA-2	F23115579
12(a)	Number of audit committee meeting(s) during the year for which Cost Auditor was invited	1
12(b)	Number of audit committee meeting attended by cost auditor during year	1
13	Date of signing cost audit report and annexure by cost auditor	
14	Place signing cost audit report and annexure by cost auditor	

NIRAN & CO. Bhubaneswar COST ACCOUNTANTS

नॉर्थ ईस्टर्न इलेक्ट्रिक पावर कॉर्पोरेशन नई दिल्ली NEEPCO New Delhi North Eastern Electric Power Corporation

3.	GENERAL DETAILS OF THE COST AUDITOR	
1	Whether cost auditor is lead auditor	No
2	Category of cost auditor	FIRM
3	Firm's registration number	000030
4	Name of cost auditor/cost auditor's firm	Dhananjay V. Joshi & Associates
5	PAN of cost auditor/cost auditor's firm	AACFD9289L
6	Address of cost auditor or cost auditor's firm	Regd. Office: "CMA Pride" Ground Floor, Plot No. 6, S. No. 16/6, Erandawana Co. Op. Hsg. Soc., Erandawana , Pune- 411004, Maharashtra, India
7	Email Id of cost auditor or cost auditor's firm	dvjasso@dvjasso.com
8	Membership number of member signing report	4923
9	Name of member signing report	CMA. Dhanajay V. Joshi
10	Name (s) of product (s) or service (s) with CTA heading	Not Applicable
11	SRN number of Form 23C / CRA-2	F23115579
12(a)	Number of audit committee meeting(s) during the year for which Cost Auditor was invited	1
12(b)	Number of audit committee meeting attended by cost auditor during year	1
13	Date of signing cost audit report and annexure by cost auditor	
14	Place signing cost audit report and annexure by cost auditor	

3.	COST ACCOUNTING POLICY	
	(1) Briefly describe the cost accounting policy adopted by the Company and its adequacy or otherwise to determine correctly the cost of production/operation, cost of sales, sales realization and margin of the product(s)/service(s) under reference separately for each product(s)/service(s). The policy shall cover, inter alia, the following areas:	NEEPCO's Cost accounting policy is attached, which is found to be adequate for determination of Cost of Generation, Cost of Sales, Sales realisation and Margin of the product.
	(2) Briefly specify the changes, if any, made in the cost accounting policy for the product (s) or Service (s) under audit during the current financial year as compared to the previous financial year.	Basis Of Allocation Of Corporate Share Expenses Is Specified In Cost Accounting Policy Which Does Not Have Any Financial Impact On The Company.
	(3) Observations of the Cost Auditor regarding adequacy or otherwise of the Budgetary Control System, if any, followed by the company.	The Corporation has a centralised Budget and reporting department located at Corporate office. Budget control system adopted by the corporation is found to be adequate and commensurate to the nature and size of the company.

Dated: 15.09.23
Place:- Shillong

For and on behalf of
Dhananjay V. Joshi & Associates
Cost Accountants
Membership No.: 4923
FRN No.000030

For & on behalf of
NIRAN & CO
Cost Accountants
Membership No.: 13060
FRN No-000113

4. **PRODUCT/SERVICE DETAILS (for the company as a whole)**

Name of Product (s) or Service (s)	UOM	CTA heading (wherever applicable)	Whether Covered under Cost Audit (Yes/No)	Net Operational Revenue (net of taxes, duties etc.)	
				Current Year (2022-23) Rs. In Lacs	Current Year (2021-2022) Rs. In Lacs
1. Generation of Electricity	MU	2716	Yes		
Total Net Operational Revenue of Manufactured Product or Service				455655.28	320684.33
Other Incomes of Company				1408.22	9512.34
Total Incomes of Company				457063.50	330196.67
Exceptional and Extra Ordinary income Extra ordinary income, if any				0.00	0.00
Other Comprehensive Income, if any				0.00	0.00
Total revenue including extra ordinary income, if any				**457063.50**	**330196.67**
Turnover as per Excise/Service tax/GST Records				438703.99	305097.23
Difference in Turnover				**18359.51**	**25099.44**
Note: Explain the difference, if any, between Turnover as per Annual Accounts and Turnover as per Excise/Service Tax Records.			Reconciliation of the differencce is attached as Annexure-A		

Note:-Details of oher income:- **(Rs. In Lakhs)**

Sl. No.	Particulars	Current Year (2022-23)	Previous Year (2021-22)
1	Misc. Receipts	253.62	5,072.40
2	FERV Recoverable/Payable (Net)		
3	Interest on Investments	526.77	155.93
4	Liability/Provision written back	7.77	67.92
5	Profit on Sale of Assets	2.93	0.07
6	Delayed Payment of Surcharge	545.68	4,148.80
7	CERC filing fee Recovery	71.46	67.22
8	Dividend Earned-Mutual Fund		
9	Grant in-Aid		
		1,408.23	9,512.34

Dated: 15.09.23
Place:- Shillong

For and on behalf of
Dhananjay V. Joshi & Associates
Cost Accountants
Membership No.: 4923
FRN No.000030

For & on behalf of
NIRAN & CO
Cost Accountants
Membership No.: 13060
FRN No -000113

PART-B

For Manufacturing Sector

1. QUANTITATIVE INFORMATION (for each product with CTA heading separately)			
Name of Product			
CTA heading			
Particulars	Unit	Current Year	Previous Year
1. Available Capacity	MU	**2022-23**	**2021-22**
(a) Installed Capacity	MU	9,311.30	9,311.30
(b) Capacity enhanced during the year, if any	MU	-	-
(c) Capacity available through leasing arrangements, if any	MU	-	-
(d) Capacity available through loan license / third parties	MU	-	-
(e) Total available Capacity	MU	9,311.30	9,311.30
2. Actual Production		-	-
(a) Self manufactured	MU	8,491.93	8,120.29
(b) Produced under leasing arrangements	MU	-	-
(c) Produced on loan license / by third parties on job work	MU	-	-
(d) Total Production	MU	8,491.93	8,120.29
3. Production as per Excise/GST Records		-	-
4. Capacity Utilization (in-house)		91.20%	87.21%
5. Finished Goods Purchased		-	-
(a) Domestic Purchase of Finished Goods	MU	-	-
(b) Imports of Finished Goods	MU	-	-
(c) Total Finished Goods Purchased	MU	-	-
6. Stock and Other Adjustments		-	-
(a) Change in Stock of Finished Goods/Free Power	MU	-	-
(b) Self / Captive Consumption	MU	(127.37)	(132.68)
(c) Other Quantitative Adjustments, if any	MU	(627.90)	(556.82)
(d) Total Adjustments	MU	(755.27)	(689.50)
7. Total Available Quantity for Sale [2(d) + 5(c) + 6(d)]		7,736.66	7,430.79
8. Actual Sales		-	-
(a) Domestic Sales of Product	MU	7,736.66	7,430.79
(b) Domestic Sales of Traded Product	MU	-	-
(c) Export Sale of Product	MU	-	-
(d) Export Sale of Traded Product	MU	-	-
(e) Total Quantity Sold	MU	7,736.66	7,430.79

NIRAN & CO. Bhubaneswar COST ACCOUNTANTS

नॉर्थ ईस्टर्न इलेक्ट्रिक पावर कॉर्पोरेशन नई दिल्ली NEEPCO New Delhi North Eastern Electric Power Corporation

2. ABRIDGED COST STATEMENT (for each product with CTA heading separately)

S no.	Particulars	Current Year		Previous Year	
		Amount (Rs in Lakhs)	Rate Per Unit (Rs.)	Amount (Rs in Lakhs)	Rate Per Unit (Rs.)
1	Materials Consumed (specify details as per Para 2A)	1,47,688.32	1.91	63,488.96	0.85
2	Process Materials/Chemicals	-	-	-	-
3	Utilities Consumed (specify details as per 2B)	355.70	0.00	1,902.46	0.03
4	Direct Employees Cost	6,081.87	0.08	17,723.31	0.24
5	Direct Expenses	6,314.37	0.08	6,571.51	0.09
6	Consumable Stores and Spares	1,884.99	0.02	1,474.56	0.02
7	Repairs and Maintenance	4,147.26	0.05	8,332.61	0.11
8	Quality Control Expenses	6.60	0.00	-	-
9	Research and Development Expenses	-	-	-	-
10	Technical know-how Fee / Royalty	-	-	-	-
11	Depreciation/Amortization	79,289.05	1.02	75,368.43	1.01
12	Other Production Overheads	46,497.94	0.60	28,778.18	0.39
13	Industry Specific Operating Expenses (specify details as per Para 2C	-	-	-	-
14	Total (1 to 13)	2,92,266.10	3.78	2,03,640.01	2.74
15	Increase/Decrease in Work-in-Progress	-	-	-	-
16	Less: Credits for Recoveries, if any	-	-	-	-
17	Primary Packing Cost	-	-	-	-
18	Cost of Production/Operations (14 + 15 to 17)	2,92,266.10	3.78	2,03,640.01	2.74
19	Cost of Finished Goods Purchased	-	-	-	-
20	Total Cost of Production and Purchases (18 + 19)	2,92,266.10	3.78	2,03,640.01	2.74
21	Increase/Decrease in Stock of Finished Goods	-	-	-	-
22	Less: Self/Captive Consumption (incl. Samples, etc.)	-	-	-	-
23	Other Adjustments (if any)	-	-	-	-
24	Cost of Production/Operation of Product Sold (20 + 21 to 23)	2,92,266.10	3.78	2,03,640.01	2.74
25	Administrative Overheads	24,759.90	0.32	23,542.01	0.32
26	Secondary Packing Cost	-	-	-	-
27	Selling and Distribution Overheads	5,068.02	0.07	6,479.27	0.09
28	Cost of Sales before Interest (24 to 27)	3,22,094.02	4.16	2,33,661.29	3.14
29	Interest and Financing Charges	52,531.44	0.68	56,830.50	0.76
30	Cost of Sales (28 + 29)	3,74,625.46	4.84	2,90,491.78	3.91
31	Net Sales Realization (Net of Taxes and Duties)	4,30,348.27	5.56	3,09,462.63	4.16
32	**Margin [Profit/(Loss) as per Cost Accounts] (31 - 30)**	55,722.81	0.72	18,970.85	0.26

Notes:

1	Separate cost statement shall be prepared for each CTA heading representing the product.
2	In case the same product has different unit of measure, separate cost statement shall be provided for different unit of measures.
3	The items of cost shown in the Proforma are indicative and the same shall be reflected keeping in mind the materiality of the item of cost in the product. The Proforma may be suitably modified to meet the requirement of the industry/product.
4	In case the company follows a pre-determined or standard costing system, the above cost statement shall reflect figures at actuals after adjustment of variances, if any.

NIRAN & CO. Bhubaneswar COST ACCOUNTANTS

NEEPCO New Delhi North Eastern Electric Power Corporation

2A. Details of Materials Consumed

Name of Product	
CTA heading	

Description of Material	Category	UOM	Current Year			Previous Year		
			Quantity	Rate per Unit (Rs.)	Amount in Lakhs	Quantity	Rate per Unit (Rs.)	Amount in Lakhs
AGBPS	Indigenous	MMSCM	494.97	17.93	88752.45	519.97	5.71	29688.75
AgGBPS	Indigenous	MMSCM	246.09	17.14	42188.21	259.81	7.02	18240.79
TGBPS	Indigenous	MMSCM	165.90	10.09	16747.66	158.82	9.80	15559.41
GAS Consumption	Indigenous	MMSCM	906.96	16.28	147688.32	938.60	6.76	63488.96

Category: Indigenous/ Imported/ Self Manufactured

2B. Details of Utilities Consumed

Name of Product	
CTA heading	

Description of Material	Category	UOM	Current Year			Previous Year		
			Quantity	Rate per Unit (Rs.)	Amount Quantity	Quantity	Rate per Unit (Rs.)	Amount Quantity
(a) Treated Water	Indigenous							119.68
(b) Effluent Treatment Plant	Indigenous							39.25
(c)Service Utilities	Indigenous				355.70			1641.91
(d) DG Set	Indigenous							64.42
(e) Water Collection	Indigenous							4.77
(f) Production utilities	Indigenous							32.44

2C. Details of Industry Specific Operating Expenses

Name of Product	
CTA heading	

Description of Industry Specific Operating Expenses	Current Year	Previous Year
	Amount	Amount
1	NOT APPLICABLE	
2		
3		
4		
5		

NIRAN & CO. COST ACCOUNTANTS Bhubaneswar

PART-D

1. PRODUCT AND SERVICE PROFITABILITY STATEMENT (for audited products/services)

S. no	Particulars	Current Year (2022-23)			Previous Year (2021-22)		
		Sales	Cost of Sales	Margin	Sales	Cost of Sales	Margin
		Rs.	Rs.	Rs.	Rs.	Rs.	Rs.
1.	Product 1 (Generation of Electricity)	4,30,348.27	3,74,625.46	55,722.81	3,09,462.63	2,90,491.78	18,970.8
	Total	4,30,348.27	3,74,625.46	55,722.81	3,09,462.63	2,90,491.78	18,970.8

2. PROFIT RECONCILIATION (for the company as a whole)

S. No.	Particulars	Current Year		Previous Year	
		Rs.		Rs.	
1	**Profit or Loss as per Cost Accounting**	55,722.81	0.72	18,970.85	0.2
	(a) For the audited product(s)/service(s)	55,722.81	0.72	18,970.85	0.2
	(b) For the un-audited product(s)/service(s)	Nil			
2	**Add: Incomes not considered in cost accounts (specify details)**	**34310.31**		**28694.52**	
	Misc. Receipts	253.62		5,072.40	
	FERV Recoverable/Payable (Net)				
	Interest on Investments	526.77		155.93	
	Liability/Provision written back	7.77		67.92	
	Profit on Sale of Assets	2.93		0.07	
	Delayed Payment of Surcharge	545.68		4,148.80	
	CERC filing fee Recovery	71.46		67.22	
	Income On Lease Rent (Ind As -116)	644.41			
	Grant in-Aid				
	Regulatory Income	6,950.66		7,960.47	
	Interest from Benefitiaries	6,762.37			
	Sale of renewable energy certificate -M'Chak solar plant				
	Previous year Sale of electricity including Gratuity Reimbursement	16,666.09			
	Previous Year Sale of electricity of RHPS, KHPS, DHPS, TGBPS & AGBPS	1,878.55		11,221.71	
3	**3 Less: Expenses not considered in cost accounts (specify details)**	**15231.86**		**4320.08**	
	(a) Wrtitten Off/Loss of Stock/Loss On Sale Of Assets	5067.14		3,996.80	
	(b) Exchange Rate Fluctuation	757.22		-233.40	
	(c)Costs on Corporate Social Responsibility & SD	508.76		556.68	
	(d) Amortisation & Finance Charge-Lease Assets	648.10			
	(e) Swaach Bharat Expesnes	4.52		-	
	(f) Compensation, Honorarium & Social Welfare	134.07		-	
	(g) PM Kusum/RTS Prog/Azadi Ka Amrit Mahotsav	569.60		-	
	(h) Expenses pertaining to projects under Renovation & Modernisation	3683.34			
	(i) Expenses of S&I Projects	1157.17			

NIRAN & CO. Bhubaneswar COST ACCOUNTANTS

	(j) PRP expenses of previous year	1781.35			
	(k) Amortization Of Land Right To Use/Lease Hold Land (Non-Cost)	407.28			
	(l) Interest On GST / Income Tax (Non-Cost)	205.38			
	(m) Bond Issue Expenses (Non-Cost)	87.31			
	(n) Delayed Interest for release of arbitratral award (Non-Cost)	219.54			
	(o) Emp. Cost Amortisation- PC. Adv (Non-Cost)	1.08			
	ADD:-Overvaluation of Closing Stock in Financial Accounts.			-	
	ADD:-Undervaluation of Opening Stock in Financial	-		-	
	LESS:-Undervaluation of Closing Stock in Financial Accounts.	-		-	
	Less:-Overvaluation of Opening Stock in Financial Accounts.	-		-	
	Other adjustments, if any (Exceptional item)	-			
	Profit or Loss as per Financial Accounts	**74801.26**		**43345.29**	

Note: Show abnormal wastages, expenses on strikes/lock-outs and any other items of expenses or incomes of abnormal nature etc. n considered in cost separately

3. VALUE ADDITION AND DISTRIBUTION OF EARNINGS (for the company as a whole)

S. no	Particulars	Current Year Rs. in lakhs	Previous Year Rs. in lakhs
	Value Addition:		
1	Revenue from Operations	4,55,655.28	3,20,684.3
2	Less: Taxes and other duties	-	-
3	Net Revenue from Operations	4,55,655.28	3,20,684.3
4	Add: Export Incentives	-	-
5	Add/ Less: Adjustment in Stocks	-	-
6	Less: Cost of bought out inputs	-	-
	(a) Cost of Materials Consumed	1,47,688.32	63,488.9
	(b) Process Materials / Chemicals	-	-
	(c) Consumption of Stores and Spares	1,884.99	1,474.5
	(d) Utilities (e.g. power and fuel)	355.70	1,902.4
	(e) Others, if any	-	-
	Total Cost of bought out inputs	1,49,929.01	66,865.9
7	Value Added	3,05,726.27	2,53,818.3
8	Add: Income from any other sources	1,408.22	9,512.3
9	Add: (i) Exceptional and Extra Ordinary income	-	-
	(ii) Other Comprehensive Income, if any	-	-
10	Earnings available for distribution	3,07,134.49	2,63,330.7
	Distribution of Earnings to:	-	-
1	Employees as salaries and wages, retirement benefits, etc.	6,081.87	17,723.3
2	Shareholders as dividend	1,500.00	9,000.0
3	Company as retained funds	34,856.91	1,02,011.3
4	Government as taxes (specify)	7,296.76	7,296.7
5	Extra Ordinary Expenses	-	-
6	Others, if any (specify)	2,57,398.95	1,27,299.3
7	Total distribution of earnings	3,07,134.49	2,63,330.7

Note: Retained fund includes profit for the year including depreciation.

NIRAN & CO. Bhubaneswar COST ACCOUNTANTS

4. FINANCIAL POSITION AND RATIO ANALYSIS (for the company as a whole)

S. no	Particulars	Units	Current Year	Previous Year
		Rs. In lakhs	Rs.	Rs.
A	**Financial Position**			
1	Share Capital		3,60,981.04	3,60,981.0
2	Reserves and Surplus		2,97,602.76	2,94,942.8
3	Long Term Borrowings		6,91,063.36	7,18,899.9
4	(a) Gross Assets		18,62,201.68	18,29,763.5
	(b) Net Assets		12,51,170.13	13,00,209.0
5	(a) Current Assets		1,35,817.92	1,08,327.2
	(b) Less: Current Liabilities		2,45,280.69	2,02,158.6
	(c) Net Current Assets		(1,09,462.77)	(93,831.4
6	Capital Employed		11,41,707.36	12,06,377.6
7	Net Worth		6,58,583.80	6,55,923.9
B.	**Financial Performance**		-	-
1	Value Added		3,05,726.27	2,53,818.3
2	Net Revenue from Operations of Company		4,55,655.28	3,20,684.3
3	Profit before Tax (PBT)		74,801.26	43,345.2
C.	**Profitability Ratios**		-	-
1	PBT to Capital Employed (B3/A6)	%	6.55%	3.59
2	PBT to Net Worth (B3/A7)	%	11.36%	6.61
3	PBT to Value Added (B3/B4)	%	24.47%	17.08
4	PBT to Net revenue from Operations (B3/B2)		16.42%	13.52
D.	**Other Financial Ratios**		-	-
1	1 Debt-Equity Ratio	%	104.93%	109.60
2	2 Current Assets to Current Liabilities	%	55.37%	53.59
3	3 Valued Added to Net Revenue from Operations	%	67.10%	79.15
E.	**Working Capital Ratios**			
1	Raw Materials Stock to Consumption	Months	-	-
2	Stores and Spares to Consumption	Months	-	-

5. RELATED PARTY TRANSACTIONS (for the company as a whole)

S. No.	Name and CIN of the Related Party	Name of the Product / Service	Nature of Transaction (Sale, Purchase etc.)	Quantity	Transfer Price	Amount	Normal Price	Basis adopted to determine the Normal Price
1	NVVN Ltd; U40108DL2002GOI 117584	Sale of Electricity	Sale		91,844.22	91,844.22	91,844.22	Bilateral and Mark Value

NIRAN & CO. Bhubaneswar COST ACCOUNTANTS

PRODUCT/SERVICE DETAILS (for the company as a whole)

Name of Product (s) or Service (s)	UOM	CTA heading (wherever applicable)	HYDRO						GAS			SOLAR	TOTAL (2022-2023)
1. Generation of Electricity (Annexure-I)	MU	2716											
Generating Units			PLHPS	KHPS	DHPS	THPS	PHPS	KaHPS	TGBPS	AGBPS	AgGBPS	M'Chak	
Total Net Operational Revenue of Manufactured Product or Service			44,616.06	6,758.98	16,430.82	11,128.07	25,945.75	1,35,204.38	1,21,257.68	58,988.84	34,755.32	569.38	4,55,655.28
Other Incomes of Company			233.47	13.78	84.74	46.09	125.67	364.36	92.58	261.81	184.98	0.74	1,408.22
Total Incomes of Company			44,849.53	6,772.76	16,515.56	11,174.16	26,071.42	1,35,568.74	1,21,350.26	59,250.65	34,940.30	570.12	4,57,063.50
Exceptional and Extra Ordinary income Extra ordinary income, if any			-	-	-	-				-	-	-	-
Other Comprehensive Income, if any													-
Total revenue including extra ordinary income, if any			44,849.53	6,772.76	16,515.56	11,174.16	26,071.42	1,35,568.74	1,21,350.26	59,250.65	34,940.30	570.12	**4,57,063.50**
Turnover as per Excise/Service tax/ GST Records			46,421.44	122.04	16,970.33	11,258.35	25,520.06	1,31,504.53	1,24,747.44	52,125.01	29,468.78	566.02	**4,38,703.99**
Difference in Turnover			-1,571.91	6,650.72	-454.77	-84.19	551.36	4,064.21	-3,397.18	7,125.64	5,471.52	4.10	18,359.51

Note: Explain the difference, if any, between Turnover as per Annual Accounts and Turnover as per GST Records.	Reconciliation of the differencce is attached as Annexure-A

~ 1703 ~

NIRAN & CO. Bhubaneswar COST ACCOUNTANTS

PRODUCT/SERVICE DETAILS (for the company as a whole)

Name of Product (s) or Service (s)	UOM	CTA heading (wherever applicable)	HYDRO						GAS			SOLAR	TOTAL (2021-2022)
1. Generation of Electricity (Annexure-I)	MU	2716											
Generating Units			PLHPS	KHPS	DHPS	THPS	PHPS	KaHPS	TGBPS	AGBPS	AgGBPS	M'Chak	
Total Net Operational Revenue of Manufactured			46,340.41	4,343.02	9,277.48	9,385.46	18,665.33	1,02,283.58	38,220.66	58,317.07	33,414.47	436.85	3,20,684.33
Other Incomes of Company			120.77	3,979.94	117.43	23.65	54.32	73.53	3,657.81	1,341.57	143.18	0.14	9,512.34
Total Incomes of Company			46,461.18	8,322.96	9,394.91	9,409.11	18,719.65	1,02,357.11	41,878.47	59,658.64	33,557.65	436.99	3,30,196.67
Exceptional and Extra Ordinary income Extra ordinary income, if any			-	-	-				-	-	-	-	-
Other Comprehensive Income, if any													-
Total revenue including extra ordinary income, if any			46,461.18	8,322.96	9,394.91	9,409.11	18,719.65	1,02,357.11	41,878.47	59,658.64	33,557.65	436.99	3,30,196.67
Turnover as per Excise/Service tax/GST Records			46,123.78	4,830.77	9,655.81	9,667.35	18,812.46	89,368.45	34,140.93	57,858.23	34,020.26	419.19	3,05,097.23
Difference in Turnover			-9,837.60	3,211.20	-1,183.98	-258.24	-92.81	12,988.67	3,998.23	5,497.08	-462.61	17.81	25,099.44
Note: Explain the difference, if any, between Turnover as per Annual Accounts and Turnover as per GST Records.						Reconciliation of the differencce is attached as Annexure-A							

NIRAN & CO. COST ACCOUNTANTS Bhubaneswar

Shillong

~ 1704 ~

PART-B												
1. QUANTITATIVE INFORMATION (for each product with CTA heading separately)												
Name of Product		Generation of Electricity										
CTA heading		Not Applicable										
Particulars	Unit	Current Year (2022-23)										
		HYDRO BASED						GAS BASED			SOLAR	TOTAL
1. Available Capacity	MU	PLHPS	KHPS	DHPS	THPS	PHPS	KaHPS	AGBPS	AgGBPS	TGBPS	M'Chak	
(a) Installed Capacity #		1,293.73	363.91	227.24	250.63	506.42	3,353.00	1,746.00	810.00	752.05	8.32	9,311.30
(b) Capacity enhanced during the year, if any		-	-	-	-	-	-	-	-	-	-	-
(c) Capacity available through leasing arrangements, if any		-	-	-	-	-	-	-	-	-	-	-
(d) Capacity available through loan license / third parties		-	-	-	-	-	-	-	-	-	-	-
(e) Total available Capacity		1,293.73	363.91	227.24	250.63	506.42	3,353.00	1,746.00	810.00	752.05	8.32	9,311.30
2. Actual Production												
(a) Self manufactured		1,376.21	-	177.35	204.10	531.84	2,912.75	1,689.83	845.63	747.48	6.74	8,491.93
(b) Produced under leasing arrangements		-	-	-	-	-	-	-	-	-	-	-
(c) Produced on loan license / by third parties on job work		-	-	-	-	-	-	-	-	-	-	-
(d) Total Production		1,376.21	-	177.35	204.10	531.84	2,912.75	1,689.83	845.63	747.48	6.74	8,491.93
3. Production as per Excise Records												
4. Capacity Utilization (in-house) %		106.38%	0.00%	78.05%	81.43%	105.02%	86.87%	96.78%	104.40%	99.38%	81.01%	91.20%
5. Finished Goods Purchased		-	-	-	-	-	-	-	-	-	-	
(a) Domestic Purchase of Finished Goods			-	-		-		-	-	-	-	-
(b) Imports of Finished Goods		-	-	-	-			-	-	-	-	-
(c) Total Finished Goods Purchased		-	-	-	-	-	-	-	-	-	-	-
6. Stock and Other Adjustments												-
(a) Change in Stock of Finished Goods												-
(b) Self / Captive Consumption		(7.61)		(2.21)	(9.36)	(1.64)	(9.29)	(41.01)	(29.39)	(26.69)	(0.17)	(127.37)
(c) Other Quantitative Adjustments, if any (Free Power, wastage etc.)*		(163.56)		(23.81)	(22.58)	(65.58)	(354.92)	(0.56)	0.08	3.05	(0.01)	-627.90
(d) Total Adjustments		(171.17)	-	(26.02)	(31.94)	(67.22)	(364.21)	(41.57)	(29.31)	(23.64)	(0.18)	(755.27)
7. Total Available Quantity for Sale [2(d) + 5(c) + 6(d)]		1,205.04		151.32	172.16	464.62	2,548.54	1,648.26	816.32	723.84	6.56	7,736.66

NARAN & CO. COST ACCOUNTANTS Bhubaneswar

8. Actual Sales												
(a) Domestic Sales of Product		1,205.04	-	151.32	172.16	464.62	2,548.54	1,648.26	816.32	723.84	6.56	7,736.66
(b) Domestic Sales of Traded Product		-	-	-	-	-	-	-	-	-	-	-
(c) Export Sale of Product		-	-	-	-	-	-	-	-	-	-	-
(d) Export Sale of Traded Product		-	-	-	-	-	-	-	-	-	-	-
(e) Total Quantity Sold		1,205.04	-	151.32	172.16	464.62	2,548.54	1,648.26	816.32	723.84	6.56	7,736.66

Note:
Kopili Power Station (4 x 50 MW) of KHPS with revised D.E. of 993.80 MU is under reconstruction, renovation & modernisation and hence, not considered.

PART-B												
1. QUANTITATIVE INFORMATION (for each product with CTA heading separately)												
Name of Product		**Generation of Electricity**										
CTA heading		**Not Applicable**										
Particulars	Unit	Current Year (2021-2022)										
		HYDRO BASED						GAS BASED			SOLAR	TOTAL
1. Available Capacity	MU	PLHPS	KHPS	DHPS	THPS	PHPS	KaHPS	AGBPS	AgGBPS	TGBPS	M'Chak	
(a) Installed Capacity		1,293.73	363.91	227.24	250.63	506.42	3,353.00	1,746.00	810.00	752.05	8.32	9,311.30
(b) Capacity enhanced during the year, if any		-	-	-	-	-	-	-	-	-	-	-
(c) Capacity available through leasing arrangements, if any		-	-	-	-	-	-	-	-	-	-	-
(d) Capacity available through loan license / third parties		-	-	-	-	-		-	-	-	-	-
(e) Total available Capacity		1,293.73	363.91	227.24	250.63	506.42	3,353.00	1,746.00	810.00	752.05	8.32	9,311.30
2. Actual Production		-	-	-	-	-					-	
(a) Self manufactured		1,154.28	286.09	100.58	137.42	430.55	2,576.35	1,787.10	923.99	717.96	5.98	8,120.29
(b) Produced under leasing arrangements		-	-	-	-	-	-	-	-	-	-	-
(c) Produced on loan license / by third parties on job work		-	-	-	-	-	-	-	-	-	-	-
(d) Total Production		1,154.28	286.09	100.58	137.42	430.55	2,576.35	1,787.10	923.99	717.96	5.98	8,120.29
3. Production as per Excise/GST Records			-	-		-	-	-	-	-	-	
4. Capacity Utilization (in-house) %		89.22%	78.61%	44.26%	54.83%	85.02%	76.84%	102.35%	114.07%	95.47%	71.86%	87.21%
5. Finished Goods Purchased		-	-	-	-	-	-	-	-	-	-	
(a) Domestic Purchase of Finished Goods		-		-	-	-		-	-	-	-	-
(b) Imports of Finished Goods		-		-		-		-	-	-	-	-
(c) Total Finished Goods Purchased		-		-		-		-	-	-	-	-

~ 1706 ~

6. Stock and Other Adjustments												
(a) Change in Stock of Finished Goods												-
(b) Self / Captive Consumption (incl. samples etc.)		(7.47)	(4.65)	(2.25)	(7.05)	(5.09)	(0.41)	(38.87)	(32.74)	(25.05)	(0.10)	(132.68)
(c) Other Quantitative Adjustments, if any (Free Power, wastage etc.)*		(137.03)	(33.38)	(11.35)	(15.79)	(54.88)	(304.39)	-	-	-	-	(556.82)
(d) Total Adjustments		(144.50)	(38.03)	(13.60)	(22.84)	(59.97)	(313.80)	(38.87)	(32.74)	(25.05)	(0.10)	(689.50)
7. Total Available Quantity for Sale [2(d) + 5(c) + 6(d)]		1,009.78	248.06	86.98	114.58	370.58	2,262.55	1,748.23	891.25	692.91	5.88	7,430.79
8. Actual Sales												
(a) Domestic Sales of Product		1,009.78	248.06	86.98	114.58	370.58	2,262.55	1,748.23	891.25	692.91	5.88	7,430.79
(b) Domestic Sales of Traded Product												-
(c) Export Sale of Product												-
(d) Export Sale of Traded Product												-
(e) Total Quantity Sold		1,009.78	248.06	86.98	114.58	370.58	2,262.55	1,748.23	891.25	692.91	5.88	7,430.79

~ 1707 ~

NIRAN & CO. Bhubaneswar COST ACCOUNTANTS

2. ABRIDGED COST STATEMENT (for each product with CTA heading separately)

Name of Product	Generation of Electricity
CTA heading	Not Applicable
Unit of Measure	MU

S No.	Particulars	Unit	Current Year (2022-23) HYDRO BASED													
			PLHPS Amt. in lakhs	Cost per unit in	KHPS Amt. in lakhs	Cost per unit in Rs	DHPS Amt. in lakhs	Cost per unit in Rs	THPS Amt. in lakhs	Cost per unit in Rs	PHPS Amt. in lakhs	Cost per unit in	KaHPS Amt. in lakhs	Cost per unit in	Total Hydro (Rs in Lakhs)	Cost per unit in Rs
1	Materials Consumed (specify details as per Para 2A)		-	-			-	-	-	-	-	-	-	-	-	-
2	Process Materials/Chemicals		-	-			-	-	-	-	-	-	-	-	-	-
3	Utilities Consumed (specify details as per 2B)		10.89	0.00			41.32	0.03	-0.24	-0.00	29.85	0.01	74.42	0.00	**116.24**	**0.00**
4	Direct Employees Cost		1,092.50	0.09			1,105.35	0.73	8.60	0.00	528.49	0.11	1,201.99	0.05	**3,936.94**	**0.09**
5	Direct Expenses		1,368.35	0.11			203.47	0.13	710.92	0.41	1,145.04	0.25	1,554.28	0.06	**4,982.10**	**0.11**
6	Consumable Stores and Spares		254.47	0.02			23.76	0.02	92.09	0.05	41.12	0.01	195.77	0.01	**607.20**	**0.01**
7	Repairs and Maintenance		996.50	0.08			69.35	0.05	121.41	0.07	239.25	0.05	1,285.55	0.05	**2,712.06**	**0.06**
8	Quality Control Expenses		1.74	0.00			-	-	0.07	0.00	0.35	0.00	0.79	0.00	**2.94**	**0.00**
9	Research and Development Expenses		-	-			-	-	-	-	-	-	-	-	-	-
10	Technical know-how Fee / Royalty		-	-			-	-	-	-	-	-	-	-	-	-
11	Depreciation/Amortization		2,391.76	0.22			1,408.24	0.93	6,971.28	4.05	8,536.99	1.84	42,251.68	1.66	**61,759.95**	**1.36**
12	Other Production Overheads		6,037.25	0.50			5,675.40	3.75	2,611.57	1.52	4,949.35	1.07	10,718.17	0.42	**29,991.74**	**0.66**
13	Industry Specific Operating Expenses (specify details as per Para 2C		-	-			-	-	-	-	-	-	-	-	-	-
14	Total (1 to 13)		12,353.47	1.03			8,526.88	5.63	10,515.70	6.11	15,470.48	3.33	57,242.66	2.25	**1,04,109.19**	**2.29**
15	Increase/Decrease in Work-in-Progress		-	-			-	-	-	-		-	-	-	-	-
16	Less: Credits for Recoveries/other income, if any		-	-			-	-	-	-	-	-	-	-	-	-
17	Primary Packing Cost		-	-			-	-	-	-	-	-	-	-	-	-
18	Cost of Production/Operations (14 + 15 to 17)		12,353.47	1.03			8,526.88	5.63	10,515.70	6.11	15,470.48	3.33	57,242.66	2.25	**1,04,109.19**	**2.29**
19	Cost of Finished Goods Purchased		-	-			-	-	-	-	-	-	-	-	-	-
20	Total Cost of Production and Purchases (18 + 19)		12,353.47	1.03			8,526.88	5.63	10,515.70	6.11	15,470.48	3.33	57,242.66	2.25	**1,04,109.19**	**2.29**
21	Increase/Decrease in Stock of Finished Goods		-	-			-	-	-	-	-	-	-	-	-	-
22	Less: Self/Captive Consumption (incl. Samples, etc.)		-	-			-	-	-	-	-	-	-	-	-	-
23	Other Adjustments (if any)		-	-			-	-	-	-	-	-	-	-	-	-
24	Cost of Generation/Operation of Product Sold (20 + 21 to 23)		12,353.47	1.03			8,526.88	5.63	10,515.70	6.11	15,470.48	3.33	57,242.66	2.25	**1,04,109.19**	**2.29**
25	Administrative Overheads (Inc. social Ohd.)		5,627.25	0.47			1,042.08	0.69	833.67	0.48	1,528.59	0.33	8,336.67	0.33	**17,368.06**	**0.38**
26	Secondary Packing Cost		-	-			-	-	-	-	-	-	-	-	-	-
27	Selling and Distribution Overheads		449.18	0.04			78.40	0.05	-	-	69.17	0.01	4,176.38	0.16	**4,773.13**	**0.11**
28	Cost of Sales before Interest and finance charge (24 to		18,429.91	1.53			9,647.36	6.38	11,349.37	6.59	17,068.04	3.67	69,755.71	2.74	**1,26,250.38**	**2.78**
29	Interest and Financing Charges		99.90	0.01			18.51	0.01	3,820.61	2.22	4,247.44	0.91	43,106.81	1.69	**51,293.26**	**1.13**
30	Cost of Sales (28 + 29)		18,529.80	1.54			9,665.86	6.39	15,169.97	8.81	21,315.48	4.59	1,12,862.52	4.43	**1,77,543.64**	**3.91**
31	Net Sales Realization (Net of Taxes and Duties)		33,711.67	2.80			12,628.81	8.35	11,128.07	6.46	24,221.08	5.21	1,35,204.38	5.31	**2,16,894.01**	**4.78**
32	Margin (Profit/Loss) as per Cost Accounts) (31 - 30)		15,181.87	1.26	-	-	2,962.95	1.96	-4,041.90	-2.35	2,905.60	0.63	22,341.86	0.88	**39,350.37**	**0.87**

~ 1708 ~

2. ABRIDGED COST STATEMENT (for each product with CTA heading separately)																	
Name of Product		Generation of Electricity															
CTA heading		Not Applicable															
Unit of Measure		MU															
S No.	Particulars	Current Year (2022-23)															
		Unit	Thermal Plants								Solar Plants				NEEPCO as a Whole	
			AGBPS	Cost per unit in Rs	AgGBPS	Cost per unit in Rs	TGBPS	Cost per unit in Rs	Total Thermal	Cost per unit in Rs	AGT-MONARCH HOK	Cost per unit in Rs	Solar Total	Cost per unit in Rs	Total	Cost per unit in Rs
			Amt. in lakhs		Amt. in lakhs		Amt. in lakhs		Amt. in lakhs		Amt. in lakhs		Amt. in lakhs		Amt. in lakhs	
1	Materials Consumed (specify details as per Para 2A)		88,752.45	5.38	42,188.21	5.17	16,747.66	2.33	1,47,688.32	4.63	-	-	-	-	1,47,688.32	1.91
2	Process Materials/Chemicals		-	-	-	-	-	-	-	-	-	-	-	-	-	-
3	Utilities Consumed (specify details as per 2B)		214.51	0.01	5.62	0.00	19.11	0.00	239.23	0.01	0.22	0.00	0.22	0.00	355.70	0.00
4	Direct Employees Cost		1,789.94	0.11	368.50	0.05	-4.51	-0.00	2,144.93	0.07	-	-	-	-	6,081.87	0.08
5	Direct Expenses		448.08	0.03	425.37	0.05	457.60	0.06	1,331.05	0.04	1.21	0.02	1.21	0.02	6,314.37	0.08
6	Consumable Stores and Spares		709.67	0.04	417.70	0.05	150.05	0.02	1,277.41	0.04	0.37	0.01	0.37	0.01	1,884.99	0.02
7	Repairs and Maintenance		460.28	0.03	771.81	0.09	181.01	0.03	1,413.11	0.04	22.09	0.34	22.09	0.34	4,147.26	0.05
8	Quality Control Expenses		0.33	0.00	0.38	0.00	2.95	0.00	3.66	0.00	-	-	-	-	6.60	0.00
9	Research and Development Expenses		-	-	-	-	-	-	-	-	-	-	-	-	-	-
10	Technical know-how Fee / Royalty		-	-	-	-	-	-	-	-	-	-	-	-	-	-
11	Depreciation/Amortization		9,351.58	0.56	2,215.53	0.27	5,844.01	0.81	17,311.12	0.54	24.17	0.37	217.98	0.37	79,289.05	1.02
12	Other Production Overheads		9,017.66	0.55	5,181.83	0.63	2,301.06	0.32	16,500.55	0.52	199.45	3.04	5.64	3.04	46,493.04	0.60
13	Industry Specific Operating Expenses (specify details as per Para 2C		-	-	-	-	-	-	-	-	-	-	-	-	-	-
14	Total (1 to 13)		1,10,635.50	6.71	51,574.97	6.32	25,698.92	3.55	1,87,909.39	5.89	247.52	3.77	247.52	3.77	2,92,266.10	3.78
15	Increase/Decrease in Work-in-Progress			-	-	-	-	-	-	-	-	-	-	-	-	-
16	Less: Credits for Recoveries/other income, if any		-	-	-	-	-	-	-	-			-	-	-	-
17	Primary Packing Cost		-	-	-	-	-	-	-	-	-	-	-	-	-	-
18	Cost of Production/Operations (14 + 15 to 17)		1,10,635.50	6.71	51,574.97	6.32	25,698.92	3.55	1,87,909.39	5.89	247.52	3.77	247.52	3.77	2,92,266.10	3.78
19	Cost of Finished Goods Purchased		-	-	-	-	-	-	-	-	-	-	-	-	-	-
20	Total Cost of Production and Purchases (18 + 19)		1,10,635.50	6.71	51,574.97	6.32	25,698.92	3.55	1,87,909.39	5.89	247.52	3.77	247.52	3.77	2,92,266.10	3.78
21	Increase/Decrease in Stock of Finished Goods			-	-	-	-	-	-	-	-	-	-	-	-	-
22	Less: Self/Captive Consumption (incl. Samples, etc.)		-	-	-	-	-	-	-	-	-	-	-	-	-	-
23	Other Adjustments (if any)		-	-	-	-	-	-	-	-	-	-	-	-	-	-
24	Cost of Generation/Operation of Product Sold (20 + 21 to 23)		1,10,635.50	6.71	51,574.97	6.32	25,698.92	3.55	1,87,909.39	5.89	247.52	3.77	247.52	3.77	2,92,266.10	3.78
25	Administrative Overheads (inc. social Obl.)		4,003.28	0.25	1,875.75	0.23	1,403.34	0.19	7,322.37	0.23	69.47	1.06	69.47	1.06	24,759.90	0.32
26	Secondary Packing Cost		-	-	-	-	-	-	-	-	-	-	-	-	-	-
27	Selling and Distribution Overheads		197.31	0.01	96.12	0.01	-	-	293.43	0.01	1.45	0.02	1.45	0.02	5,068.02	0.07
28	Cost of Sales before Interest and finance charge (24 to 27)		1,14,876.09	6.97	53,546.84	6.56	27,102.26	3.74	1,95,525.19	6.13	318.45	4.85	318.45	4.85	3,22,094.02	4.16
29	Interest and Financing Charges		76.42	0.00	222.14	0.03	790.37	0.11	1,088.93	0.03	149.25	2.28	149.25	2.28	52,531.44	0.68
30	Cost of Sales (28 + 29)		1,14,952.50	6.97	53,768.98	6.59	27,892.64	3.85	1,96,614.12	6.17	467.70	7.13	467.70	7.13	3,74,625.46	4.84
31	Net Sales Realisation (Net of Taxes and Duties)		1,19,651.41	7.26	58,351.41	7.15	34,882.06	4.82	2,12,884.88	6.68	569.38	8.68	569.38	8.68	4,30,348.27	5.56
32	Margin (Profit/(Loss) as per Cost Accounts) (31 - 30)		4,698.91	0.29	4,582.43	0.56	6,989.42	0.97	16,270.76	0.51	101.68	1.55	101.68	1.55	55,722.81	0.72

Note- During the FY 2022-23 , all the three O & M Plants of Kopili HPS were shut down . Hence, the same is not considered in cost report.

~ 1709 ~

Page 28

Σ. ABRIDGED COST STATEMENT (for each product with CTA heading separately)																
Name of Product		Generation of Electricity														
CTA heading		Not Applicable														
Unit of Measure		MU														
S No.	Particulars	Unit	Current Year (2021-22)													
			HYDRO BASED													
			PLHPS Amt. in lakhs	Cost per unit in	KHPS Amt. in lakhs	Cost per unit in Rs	DHPS Amt. in lakhs	Cost per unit in Rs	THPS Amt. in lakhs	Cost per unit in Rs	PHPS Amt. in lakhs	Cost per unit in	KaHPS Amt. in lakhs	Cost per unit in	Total Hydro (Rs in Lakhs)	Cost per unit in Rs
1	Materials Consumed (specify details as per Para 2A)		-	-	-	-	-	-	-	-	-	-	-	-	-	-
2	Process Materials/Chemicals		-	-	-	-	-	-	-	-	-	-	-	-	-	-
3	Utilities Consumed (specify details as per 2B)		42.10	0.00	139.75	0.06	36.91	0.04	127.38	0.11	29.40	0.01	424.98	0.02	**802.53**	**0.02**
4	Direct Employees Cost		2,935.88	0.29	497.64	0.20	2,433.60	2.80	871.55	0.76	2,165.97	0.58	2,757.58	0.12	**11,662.21**	**0.28**
5	Direct Expenses		694.02	0.07	121.30	0.05	272.84	0.31	269.66	0.24	293.36	0.08	3,230.28	0.14	**4,881.46**	**0.12**
6	Consumable Stores and Spares		493.51	0.05	-	-	0.33	0.00	247.05	0.22	-	-	-	-	**740.86**	**0.02**
7	Repairs and Maintenance		953.83	0.09	1,487.87	0.60	197.32	0.23	662.47	0.58	1,123.77	0.30	1,306.37	0.06	**5,731.64**	**0.14**
8	Quality Control Expenses		-	-	-	-	-	-	-	-	-	-	-	-	-	-
9	Research and Development Expenses		-	-	-	-	-	-	-	-	-	-	-	-	-	-
10	Technical know-how Fee / Royalty		-	-	-	-	-	-	-	-	-	-	-	-	-	-
11	Depreciation/Amortization		2,122.88	0.22	1,412.30	0.57	1,232.94	1.42	6,919.63	6.04	8,635.22	2.33	40,518.56	1.79	**60,941.53**	**1.49**
12	Other Production Overheads		4,316.36	0.41	2,535.44	1.02	3,971.57	4.57	1,475.50	1.29	2,652.06	0.72	7,119.27	0.31	**21,870.19**	**0.53**
13	Industry Specific Operating Expenses (specify details as per Para 2C)		-	-	-	-	-	-	-	-	-	-	-	-	-	-
14	Total (1 to 13)		11,458.57	1.13	6,194.30	2.50	8,147.49	9.37	10,573.25	9.23	14,899.78	4.02	55,357.04	2.45	**1,06,630.43**	**2.61**
15	Increase/Decrease in Work-in-Progress		-	-	-	-	-	-	-	-	-	-	-	-	-	-
16	Less: Credits for Recoveries/other income, if any		-	-	-	-	-	-	-	-	-	-	-	-	-	-
17	Primary Packing Cost		-	-	-	-	-	-	-	-	-	-	-	-	-	-
18	Cost of Production/Operations (14 + 15 to 17)		11,458.57	1.13	6,194.30	2.50	8,147.49	9.37	10,573.25	9.23	14,899.78	4.02	55,357.04	2.45	**1,06,630.43**	**2.61**
19	Cost of Finished Goods Purchased		-	-	-	-	-	-	-	-	-	-	-	-	-	-
20	Total Cost of Production and Purchases (18 + 19)		11,458.57	1.13	6,194.30	2.50	8,147.49	9.37	10,573.25	9.23	14,899.78	4.02	55,357.04	2.45	**1,06,630.43**	**2.61**
21	Increase/Decrease in Stock of Finished Goods		-	-	-	-	-	-	-	-	-	-	-	-	-	-
22	Less: Self/Captive Consumption (incl. Samples, etc.)		-	-	-	-	-	-	-	-	-	-	-	-	-	-
23	Other Adjustments (if any)		-	-	-	-	-	-	-	-	-	-	-	-	-	-
24	Cost of Generation/Operation of Product Sold (20 + 21 to 23)		11,458.57	1.13	6,194.30	2.50	8,147.49	9.37	10,573.25	9.23	14,899.78	4.02	55,357.04	2.45	**1,06,630.43**	**2.61**
25	Administrative Overheads (Inc. social Ohd.)		5,334.36	0.51	950.81	0.38	950.81	1.09	760.65	0.66	1,394.52	0.38	7,606.46	0.34	**16,797.61**	**0.41**
26	Secondary Packing Cost		-	-	-	-	-	-	-	-	-	-	-	-	-	-
27	Selling and Distribution Overheads		28.55	0.00	-	-	1.65	0.00	-	-	16.03	0.00	5,897.70	0.26	**5,943.93**	**0.15**
28	Cost of Sales before Interest and finance charge (24 to 27)		14,238.36	1.41	6,503.32	2.62	8,799.91	10.12	11,287.23	9.85	16,335.75	4.41	69,035.84	3.05	**1,26,208.41**	**3.08**
29	Interest and Financing Charges		22.89	0.00	7.21	0.00	7.34	0.01	4,086.67	3.57	4,490.81	1.21	46,199.17	2.04	**54,814.07**	**1.34**
30	Cost of Sales (28 + 29)		14,261.25	1.41	6,510.52	2.62	8,807.25	10.13	15,373.90	13.42	20,826.57	5.62	1,15,235.00	5.09	**1,81,014.48**	**4.42**
31	Net Sales Realization (Net of Taxes and Duties)		36,165.41	3.58	4,062.03	1.64	8,554.40	9.84	9,385.46	8.19	18,665.33	5.04	1,02,253.59	4.52	**1,79,116.22**	**4.38**
32	Margin (Profit/Loss) as per Cost Accounts (31 - 30)		21,904.16	2.17	(2,448.49)	(0.99)	(252.85)	(0.29)	(5,988.44)	(5.23)	(2,161.24)	(0.58)	(12,951.41)	(0.57)	**(1,898.27)**	**(0.05)**

~ 1710 ~

NIRAN & CO. Bhubaneswar COST ACCOUNTANTS

2. ABRIDGED COST STATEMENT (for each product with CTA heading separately)

Name of Product	Generation of Electricity
CTA heading	Not Applicable
Unit of Measure	MU

S No.	Particulars	Unit	Current Year (2021-22)													
			Thermal Plants								Solar Plants				NEEPCO as a Whole	
			AGBPS	Cost per unit in Rs	AgGBPS	Cost per unit in Rs	TGBPS	Cost per unit in Rs	Total Thermal	Cost per unit in Rs	AGT-MONARCHOK	Cost per unit in Rs	Solar Total	Cost per unit in Rs	Total	Cost per unit in Rs
			Amt. in lakhs		Amt. in lakhs		Amt. in lakhs		Amt. in lakhs		Amt. in lakhs		Amt. in lakhs		Amt. in lakhs	
1	Materials Consumed (specify details as per Para 2A)		29,888.75	1.70	18,240.79	2.05	15,559.41	2.25	**63,488.96**	**1.91**	-	-	-	-	**63,488.96**	**0.85**
2	Process Materials/Chemicals		-	-	-	-	-	-	-	-	-	-	-	-	-	-
3	Utilities Consumed (specify details as per 2B)		974.49	0.06	68.88	0.01	56.55	0.01	**1,099.93**	**0.03**	-	-	-	-	**1,902.46**	**0.03**
4	Direct Employees Cost		3,246.51	0.19	1,832.56	0.21	982.02	0.14	**6,061.09**	**0.18**	-	-	-	-	**17,723.31**	**0.24**
5	Direct Expenses		924.35	0.05	416.92	0.05	341.70	0.05	**1,682.97**	**0.05**	7.08	0.12	7.08	0.12	**6,571.51**	**0.09**
6	Consumable Stores and Spares		733.69	0.04	-	-	-	-	**733.69**	**0.02**	-	-	-	-	**1,474.56**	**0.02**
7	Repairs and Maintenance		592.20	0.03	1,432.74	0.16	481.19	0.07	**2,506.12**	**0.08**	94.85	1.61	**94.85**	**1.61**	**8,332.61**	**0.11**
8	Quality Control Expenses		-	-	-	-	-	-	-	-	-	-	-	-	-	-
9	Research and Development Expenses		-	-	-	-	-	-	-	-	-	-	-	-	-	-
10	Technical know-how Fee / Royalty		-	-	-	-	-	-	-	-	-	-	-	-	-	-
11	Depreciation/Amortization		6,742.09	0.39	1,923.18	0.22	5,553.66	0.80	**14,216.93**	**0.43**	209.97	3.57	**209.97**	**3.57**	**75,368.43**	**1.01**
12	Other Production Overheads		3,282.01	0.19	2,352.83	0.26	1,263.92	0.18	**6,899.76**	**0.21**	8.23	0.14	**8.23**	**0.14**	**28,778.18**	**0.39**
13	Industry Specific Operating Expenses (specify details as per Para 2C		-	-	-	-	-	-	-	-	-	-	-	-	-	-
14	Total (1 to 13)		46,185.09	2.64	26,265.91	2.95	24,238.47	3.50	**96,689.46**	**2.90**	320.12	5.44	**320.12**	**5.44**	**2,03,640.01**	**2.74**
15	Increase/Decrease in Work-in-Progress		-	-	-	-	-	-	-	-	-	-	-	-	-	-
16	Less: Credits for Recoveries/other income, if any		-	-	-	-	-	-	-	-	-	-	-	-	-	-
17	Primary Packing Cost		-	-	-	-	-	-	-	-	-	-	-	-	-	-
18	Cost of Production/Operations (14 + 15 to 17)		46,185.09	2.64	26,265.91	2.95	24,238.47	3.50	**96,689.46**	**2.90**	320.12	5.44	**320.12**	**5.44**	**2,03,640.01**	**2.74**
19	Cost of Finished Goods Purchased		-	-	-	-	-	-	-	-	-	-	-	-	-	-
20	Total Cost of Production and Purchases (18 + 19)		46,185.09	2.64	26,265.91	2.95	24,238.47	3.50	**96,689.46**	**2.90**	320.12	5.44	**320.12**	**5.44**	**2,03,640.01**	**2.74**
21	Increase/Decrease in Stock of Finished Goods		-	-	-	-	-	-	-	-	-	-	-	-	-	-
22	Less: Self/Captive Consumption (incl. Samples, etc.)		-	-	-	-	-	-	-	-	-	-	-	-	-	-
23	Other Adjustments (if any)		-	-	-	-	-	-	-	-	-	-	-	-	-	-
24	Cost of Generation/Operation of Product Sold (20 + 21 to 23)		46,185.09	2.64	26,265.91	2.95	24,238.47	3.50	**96,689.46**	**2.90**	320.12	5.44	**320.12**	**5.44**	**2,03,640.01**	**2.74**
25	Administrative Overheads (Inc. social Ohd.)		3,689.14	0.21	1,711.45	0.19	1,280.42	0.18	**6,681.01**	**0.20**	63.39	1.08	**63.39**	**1.08**	**23,542.01**	**0.32**
26	Secondary Packing Cost		-	-	-	-	-	-	-	-	-	-	-	-	-	-
27	Selling and Distribution Overheads		223.06	0.01	303.65	0.03	4.44	0.00	**531.15**	**0.02**	4.19	0.07	**4.19**	**0.07**	**6,479.27**	**0.09**
28	Cost of Sales before Interest and finance charge (24 to 27)		49,031.27	2.80	31,287.18	3.51	26,784.88	3.87	**1,07,103.33**	**3.21**	357.54	6.08	**357.54**	**6.08**	**2,33,661.29**	**3.14**
29	Interest and Financing Charges		24.10	0.00	227.83	0.03	1,575.92	0.23	**1,827.83**	**0.05**	188.59	3.21	**188.59**	**3.21**	**56,830.50**	**0.76**
30	Cost of Sales (28 + 29)		49,055.37	2.81	31,515.00	3.54	28,360.80	4.09	**1,08,931.17**	**3.27**	546.13	9.29	**546.13**	**9.29**	**2,90,491.78**	**3.91**
31	Net Sales Realization (Net of Taxes and Duties)		62,013.74	3.55	33,414.47	3.75	34,481.35	4.98	**1,29,909.56**	**3.98**	436.85	7.43	**436.85**	**7.43**	**3,09,462.63**	**4.16**
32	Margin (Profit/Loss) as per Cost Accounts (31 - 30)		12,958.37	0.74	1,899.47	0.21	6,120.55	0.88	**20,978.39**	**0.63**	(109.28)	(1.86)	**(109.28)**	**(1.86)**	**18,970.84**	**0.26**

~ 1711 ~

NIRAN & CO. Bhubaneswar COST ACCOUNTANTS

2A. Details of Materials Consumed												
Name of Product			Generation of Electricity									
CTA heading			Not Applicable									
Description of Material	Category	UOM	Current Year (2022-23)									
			GAS BASED									
			AGBPS			AgGBPS			TGBP			
Gas Purchase	Indigenous	MMSCM	Quantity	Rate per Unit (Rs.)	Amount	Quantity	Rate per Unit (Rs.)	Amount	Quantity	Rate per Unit (Rs.)	Amount	
Material (Gas) MMSCM	Indigenous		490.97	17.93	88,752.45	240.09	17.14	42,100.23	163.90	10.19	16,797.56	
Description of Material	Category	UOM	Current Year (2021-22)									
			GAS BASED									
			AGBPS			AgGBPS			TGBP			
Gas Purchase	Indigenous	MMSCM	Quantity	Rate per Unit (Rs.)	Amount	Quantity	Rate per Unit (Rs.)	Amount	Quantity	Rate per Unit (Rs.)	Amount	
Material (Gas) MMSCM	Indigenous		519.97	5.71	29,666.75	259.83	7.02	18,240.79	158.82	9.80	15,559.41	

Category: Indigenous/ Imported/ Self Manufactured

2B. Details of Utilities Consumed													
Name of Product		Generation of Electricity											
CTA heading		Not Applicable											
Description of Material	Category	Current Year (2022-23)											
		HYDRO BASED							GAS BASED			SOLAR	Total
		RHPS		KHPS	DHPS	THPS	PHPS	KaHPS	AGBPS	AgGBPS	TGBPS	AGT-MONARCHOK	
(a) Treated Water													-
(b) Effluent													-
© Service Utilities		16.39		-	41.32	-	29.61	34.62	714.51	3.62	19.11	0.22	858.80
(d) DG Set													-
(e) Water treatment													-
(f) Production utilities													-
Description of Material	Category	Current Year (2021-22)											
		HYDRO BASED							GAS BASED			SOLAR	Total
		RHPS		KHPS	DHPS	THPS	PHPS	KaHPS	AGBPS	AgGBPS	TGBPS	AGT-MONARCHOK	
(a) Treated									117.95	1.73		-	119.68
(b) Effluent Treatment Plant									39.25			-	39.25
© Service Utilities		19.09		139.75	38.91	118.75	-	424.98	817.29	27.66	56.55	-	1,641.91
(d) DG Set		24.10				5.64	29.40			2.28			61.42
(e) Water treatment										4.77		-	4.77
(f) Production utilities										32.44		-	32.44

2C. Details of Industry Specific Operating Expenses		
Name of Product	Generation of Electricity	
CTA heading	Not Applicable	
Description of Industry Specific Operating Expenses	Current Year	Previous Year
	Amount	Amount
Not Applicable		

NIRAN & CO. Bhubaneswar COST ACCOUNTANTS

~ 1712 ~

PART-D

3. VALUE ADDITION AND DISTRIBUTION OF EARNINGS (for the company as a whole)

S. no	Particulars	Current Year (2022-23)										
		HYDRO BASED						GAS BASED			SOLAR	TOTAL
	Value Addition:	PLHPS	KHPS	DHPS	THPS	PHPS	KaHPS	AGBPS	AgGBPS	TGBP	AGT-MONARCHOK	
1	Revenue from Operations	44,616.06	6,758.98	16,430.82	11,128.07	25,945.75	1,35,204.38	1,21,257.68	58,988.84	34,755.32	569.38	4,55,655.28
2	Less: Taxes and other duties	-	-	-	-				-	-	-	-
3	Net Revenue from Operations	44,616.06	6,758.98	16,430.82	11,128.07	25,945.75	1,35,204.38	1,21,257.68	58,988.84	34,755.32	569.38	4,55,655.28
4	Add: Export Incentives	-	-	-	-				-	-	-	-
5	Add/Less: Adjustment in Stocks	-	-	-	-				-	-	-	-
6	Less: Cost of bought out inputs											
	(a) Cost of Materials Consumed	-	-	-	-	-		88,752.45	42,188.21	16,747.66		1,47,688.32
	(b) Process Materials / Chemicals	-	-	-	-				-	-		-
	(c) Consumption of Stores and Spares	254.47	-	23.76	92.09	41.12	195.77	709.67	417.70	150.05	8.37	1,884.99
	(d) Utilities (e.g. power and fuel)	10.89	-	41.32	-0.24	29.85	34.42	214.51	5.62	19.11	0.22	355.70
	(e) Others, if any	-	-	-	-	-		-	-	-	-	-
	Total Cost of bought out inputs	265.37	-	65.07	91.85	70.97	230.19	89,676.63	42,611.53	16,916.81	0.59	1,49,929.01
7	Value Added	44,350.69	6,758.98	16,365.75	11,036.22	25,874.78	1,34,974.19	31,581.05	16,377.31	17,838.51	568.79	3,05,726.27
8	Add: Income from any other sources	233.47	13.78	84.74	46.09	125.67	364.36	92.58	261.81	184.98	0.74	1,408.22
9	Add:(i) Exceptional and Extra Ordinary income	-	-	-	-				-	-	-	-
	(ii) Other Comprehensive Income, if any	-	-	-	-	-	-	-	-	-	-	-
10	Earnings available for distribution	44,584.16	6,772.76	16,450.49	11,082.31	26,000.45	1,35,338.55	31,673.63	16,639.12	18,023.49	569.53	3,07,134.49
	Distribution of Earnings to:											
1	Employees as salaries and wages, retirement benefits, etc.	1,092.50	-	1,105.35	8.60	528.49	1,201.99	1,780.94	368.50	-4.51	-	6,081.87
2	Shareholders as dividend	146.87	22.25	54.09	36.63	85.41	445.09	399.18	194.19	114.41	1.87	1,500.00
3	Company as retained funds	3,413.06	517.05	1,256.93	851.28	1,984.81	10,342.92	9,276.02	4,512.55	2,658.73	43.56	34,856.91
4	Government as taxes (specify)	714.47	108.24	263.12	178.20	415.49	2,165.13	1,941.79	944.63	556.56	9.12	7,296.76
5	Extra Ordinary Expenses	-	-	-	-				-		-	-
6	Others, if any (specify)	25,203.54	3,818.14	9,281.74	6,286.23	14,656.71	-76,376.74	68,498.27	33,322.70	19,633.23	321.64	2,57,398.95
7	**Total distribution of earnings**	**30,570.45**	**4,465.68**	**11,961.24**	**7,360.94**	**17,670.92**	**-90,531.87**	**81,896.20**	**39,342.58**	**22,958.42**	**376.19**	**3,07,134.49**

Note: Retained fund includes profit for the year including depreciation.

NIRAN & CO. Bhubaneswar COST ACCOUNTANTS

~ 1713 ~

PART-D

3. VALUE ADDITION AND DISTRIBUTION OF EARNINGS (for the company as a whole)

S. no	Particulars	Current Year (2021-22)										
		HYDRO BASED						GAS BASED			SOLAR	TOTAL
	Value Addition:	PLHPS	KHPS	DHPS	THPS	PHPS	KaHPS	AGBPS	AgGBPS	TGBP	AGT-MONARCHOK	
1	Revenue from Operations	46,340.41	4,343.02	9,277.48	9,385.46	18,665.33	1,02,283.58	38,220.66	58,317.07	33,414.47	436.85	3,20,684.33
2	Less. Taxes and other duties	-	-	-	-				-	-	-	-
3	Net Revenue from Operations	46,340.41	4,343.02	9,277.48	9,385.46	18,665.33	1,02,283.58	38,220.66	58,317.07	33,414.47	436.85	3,20,684.33
4	Add: Export Incentives	-	-	-	-				-	-	-	-
5	Add/Less: Adjustment in Stocks	-	-	-	-				-	-	-	-
6	Less: Cost of bought out inputs	-										
	(a) Cost of Materials Consumed	-	-	-	-	-		29,688.75	18,240.79	15,559.41	-	63,488.96
	(b) Process Materials / Chemicals	-	-	-	-				-	-	-	-
	(c) Consumption of Stores and Spares	493.51	-	0.31	247.05	-	-	733.69	-	-	-	1,474.56
	(d) Utilities (e.g. power and fuel)	42.10	139.75	38.91	127.38	29.40	424.98	974.49	68.88	56.55	-	1,902.46
	(e) Others, if any	-	-	-	-	-		-	-	-	-	-
	Total Cost of bought out inputs	535.61	139.75	39.22	374.43	29.40	424.98	31,396.94	18,309.67	15,615.97	-	66,865.97
7	Value Added	45,804.80	4,203.27	9,238.26	9,011.03	18,635.93	1,01,858.60	6,823.72	40,007.40	17,798.50	436.85	2,53,818.36
8	Add: Income from any other sources	120.77	3,979.94	117.43	23.65	54.32	73.53	3,657.81	1,341.57	143.18	0.14	9,512.34
9	Add:(i) Exceptional and Extra Ordinary income	-	-	-	-				-	-	-	-
	(ii) Other Comprehensive Income, if any	-	-	-	-	-	-	-	-	-	-	-
10	Earnings available for distribution	45,925.57	8,183.21	9,355.69	9,034.68	18,690.25	1,01,932.13	10,481.53	41,348.97	17,941.68	436.99	2,63,330.70
	Distribution of Earnings to:											
1	Employees as salaries and wages, retirement benefits, etc.	2,935.88	497.64	2,433.60	871.55	2,165.97	2,757.58	3,246.51	1,832.56	982.02	-	17,723.31
2	Shareholders as dividend	1,051.79	118.13	248.78	272.95	542.84	2,974.68	1,002.81	1,603.53	971.79	12.70	9,000.00
3	Company as retained funds	11,921.57	1,339.01	2,819.87	3,093.82	6,152.84	33,716.78	11,366.44	20,442.22	11,014.75	144.00	1,02,011.30
4	Government as taxes (specify)	852.74	95.78	201.70	221.30	440.11	2,411.73	813.03	1,462.21	787.86	10.30	7,296.76
5	Extra Ordinary Expenses	-	-	-	-				-		-	-
6	Others, if any (specify)	14,527.64	1,631.72	3,436.30	3,770.14	7,497.86	41,087.30	13,851.15	24,910.91	13,422.59	175.48	1,27,299.33
7	**Total distribution of earnings**	31,289.62	3,682.28	9,140.25	8,229.76	16,799.62	82,948.07	30,279.94	50,451.43	27,179.01	342.48	2,63,330.70

Note: Retained fund includes profit for the year including depreciation.

~ 1714 ~

NIRAN & CO. Bhubaneswar COST ACCOUNTANTS

4. FINANCIAL POSITION AND RATIO ANALYSIS (for the company as a whole)				
S. no	Particulars	Units	Current Year	Previous Year
		Rs.	Rs. In Lacs	Rs. In Lacs
A	Financial Position			
1	Share Capital		360,991.04	360,991.04
2	Other Equity		293,602.76	294,942.86
3	Long Term Borrowings		491,063.31	518,899.93
4	(a) Property Plant & Equipments (Including Intabgible assets)-Gross		1,467,201.68	1,829,763.55
	(b) Property Plant & Equipments (Including Intabgible assets)-Net		1,251,179.13	1,360,209.01
5	(a) Current Assets		135,817.93	178,977.32
	(b) Less Current Liabilities		245,280.66	252,158.62
	(c) Net Current Assets		-109,462.17	-93,181.30
6	Capital Employed		1,141,717.16	1,266,377.61
7	Net Worth		658,593.80	655,933.90
B.	Financial Performance			
1	Value Added		105,727.31	153,819.30
2	Net Revenue from Operations of Company		455,655.28	320,684.33
3	Profit before Tax (PBT)		74,901.26	41,343.79
C.	Profitability Ratios			
1	PBT to Capital Employed (B3/A6)	%	6.55%	3.59%
2	PBT to Net Worth (B3/A7)	%	11.16%	6.61%
3	PBT to Value Added (B3/B1)	%	14.47%	17.88%
4	PBT to Net revenue from Operations (B3/B2	%	16.47%	12.52%
D.	Other Financial Ratios			
1	1 Debt-Equity Ratio	%	154.93%	104.60%
2	2 Current Assets to Current Liabilities	%	55.37%	53.59%
3	3 Valued Added to Net Revenue from Operat	%	67.10%	79.15%
E.	Working Capital Ratios			
1	Raw Materials Stock to Consumption	Months		
2	Stores and Spares to Consumption	Months		

Note:- 1 Capital Employed means average of net fixed assets (excluding effect of revaluation of fixed assets) plus Non-current investments and net current assets existing at the beginning and close of the financial year.

Note:-2 Net Worth is as defined under clause (57) of section 2 of the Companies Act, 2013.

NIRAN & CO. Bhubaneswar COST ACCOUNTANTS

North Eastern Electric Power Co. Ltd. New Delhi NEEPCO

6. Reconciliation of Indirect Taxes (for the Company as a whole)		NEEPCO Ltd. FY 2022-23				(figure in Rupees Lakh)	
	Particulars	Taxable Value/ Assessable Value	Excise Duty/ VAT, CST, Cess etc./ Other	Goods and Service tax			
				CGST	SGST / UTGST	IGST	Cess and Others
		Rs.	Rs.	Rs.	Rs.	Rs.	Rs.
	Duties/Taxes Payable						
	Excise Duty						
1	Domestic						
2	Export						
3	Stock Transfers (Net)						
4	Others, if any						
5	Total Excise Duty (1 to 4)						
6	VAT, CST etc.						
7	Other State Taxes, if any	3,943.90	41.58				
	TDS-GST	30,588.23		161.74	161.74	286.91	
	Goods & Services Tax						
8	Outward Taxable Supplies (other than zero rated, Nil Rated and Exempted) zero rated, Nil Rated and Exempted)	467.04		117.62	117.62	23.82	
9	Outward Taxable Supplies (zero rated)						
10	Inward Supplies (liable to Reverse Charge)	2,998.83		194.57	194.57	109.24	
11	Other Outward Supplies (Nil Rated, Exempted)	4,65,864.01					
12	Non-GST Outward Supplies						
13	Total (8 to 12)	4,69,329.88	-	312.19	312.19	133.06	-
14	Total Duties / Taxes Payable (5 + 6 + 7 + 13)	5,03,862.01	41.58	473.93	473.93	419.97	-
	Duties/ Taxes paid [by Utilisation of Input Tax Credit and Payment through Cash Ledger, as the case may be]						
	Input Tax Credit Utilised						
15	CGST/ CENVAT						
16	SGST / UTGST/ VAT						
17	IGST						
18	Cess						
19	Transitional Credit						
20	Others, if any, specify						
21	Total Input Tax Credit Utilised (15 to 20)	0.00	0.00	0.00	0.00	0.00	-
22	Payment through Cash Ledger	0.00	40.69	424.09	424.09	391.58	
23	Total Duties/Taxes Paid (21 + 22)	0.00	40.69	424.09	424.09	391.58	-
	Difference between Taxes Paid and Payable (14 - 23)		0.89	49.84	49.84	28.39	
24	Interest/Penalty/Fines Paid						

Note: Provide separate amounts in notes in respect of Item 4 above.

(CMA.Niranjan Mishra)
COST AUDITOR
M. No. 13060

(CMA Dhananjay V Joshi)
COST AUDITOR
M. No.4923
UDIN:- 23049230AADFVPKRDLH

(A.P Rong)
COMPANY SECRETARY

(B. Mahapatra)
Director (Finance) Cum CFO
DIN No. 09263864

NIRAN & CO. Bhubaneswar COST ACCOUNTANTS

DHANANJAY V. JOSHI & ASSOCIATES COST ACCOUNTANTS

ANNEXURE – XIV

THE GENERAL MANAGER (T) NEEPCO LTD. SHILLONG
05/32

KAMENG HYDRO ELECTRIC PROEJCT
(4x 150 = 600 MW)

Arunachal Pradesh

PROJECT REPORT

Volume – III

UPDATED COST ESTIMATE

March-2004

Issued by O/o GM(D&E) New Delhi

नॉर्थ ईस्टर्न इलेक्ट्रिक पावर कॉर्पोरेशन लिमिटेड
(भारत सरकार का उद्यम)
NORTH EASTERN ELECTRIC POWER CORPORATION LTD.
(A Govt. of India Enterprise)

UPDATED COST ESTIMATE OF KAMENG HYDRO ELECTRIC PROJECT (MARCH, 2004 PRICE LEVEL)

The estimate for construction of kameng H.E. project was first prepared in 1982 and subsequently it was revised /updated at different price levels at different point of time. The Revised cost estimate,1999 at Oct.99 price level , was accorded by CEA on 06.04.2000. Copy of the approval letter is enclosed in the Chapter Appendices. This cost estimate of Kameng H.E. Project, updated as per recommendation of PIB held on 23-04-2004, has been prepared based on the following conditions:-

1. Cost of C-Works and J-Power Plant Civil Works are updated from REVISED COST ESTIMATE of July 2003 on the basis of cost of civil works already tendered.

2. Cost of Electro -Mechanical works are updated to the price level of March 2004 from the price level of July 2003

3. The analysis of rates, use rates of equipment and other basic calculations are as per CWC guidelines.

4. Quantities of works, preliminary design/drawing, details of project features, which form the basis of this cost estimate, are identical to those provided in the cost estimate of October, 1999, approved by CEA.

5. In regard to the rates for compensation of land, the same have been considered as per the rates provided by the Dy. Commissioner, Bomdila, West Kameng District.

6. Rates for works of roads, under the sub-head 'R-Communication' have been taken as per actual from the agreement drawn between NEEPCO & BRO.

7. Item under the sub-head 'O-Miscellaneous' have been escalated on the basis of the cost Estimate October, 1999.

8. Since, the work will be executed through contracting agencies hence as per CWC guidelines, list of equipment under sub-head 'Q-Special T &P" has been limited to general purpose equipment.

9. International consultancy under the sub-head 'O-Miscellaneous" has been deleted and provision of Rs.2 crore for consultancy has been kept under 'A-Preliminary" as per CWC's advice.

10. Development of dumping yard under the sub-head 'X-Environment" and ecology has been deleted and provision of 20 hac. land for dumping area has been kept under 'B-Land' as advised by CWC.

11. As per the conditions mentioned in the approval letter of CEA, on Oct. 1999 cost estimate, the cost of 'B-Land' and 'Environment and ecology' have been restricted to 5.56 crore and 92.05 crore respectively.

12. Following provisions have been kept in the estimate:

    Establishment charges @ 5%.
    Audit and account charges 1%.

The general guidelines of the CWC for preparation of cost estimate for river valley projects have been followed.

The total estimated cost of the project is Rs. 2496.90 crores including IDC of Rs. 249.09 crores at March 2004 price level. Govt. of India has approved this estimated cost for investment and execution of kameng H.E. Project on 2nd December 2004 vide letter No.7/22/99-Hydel-I (copy enclosed in Appendices) . The project is scheduled to be completed in 5 years. The levellised tariff and the 1st year tariff have been worked out to be Rs. 1.23/Kwh and Rs. 1.48/Kwh respectively with 12% free power to Arunachal Pradesh. The cost per MW is Rs. 4.16 crores.

14-2-05
GM (S)
DLE, New Delhi

नॉर्थ ईस्टर्न इलेक्ट्रिक पावर कॉर्पोरेशन नई दिल्ली
NEEPCO
North Eastern Electric Power Corporation
New Delhi

KAMENG HYDRO ELECTRIC PROJECT

SALIENT FEATURES

नार्थ ईस्टर्न इलेक्ट्रिक पावर कॉर्पोरेशन लि. नई दिल्ली
NEEPCO
North Eastern Electric Power Corporation Ltd. New Delhi

KAMENG HYDRO ELECTRIC PROJECT (4x150 MW)

SALIENT FEATURES

I. Type of scheme: Run-of- the river

II. Location:

Project	:	Located in the West Kameng District of Arunachal Pradesh.
Bichom Dam	:	Across river Bichom 3.65 Km downstream of the confluence of Bichom & Digien.
Tenga Dam	:	Across river Tenga 1.05 Km upstream of confluence of Bichom and Tenga river.
Power House	:	On the right bank of Kameng river near Kimi village in the West Kameng District.

III. Bichom Dam:

Catchment Area	:	2277 Sq. Km.
Design Flood Discharge	:	9434 cumecs.
Dam height	:	75 m (above deepest foundation)
Length	:	230 m
Type	:	Concrete gravity
Average river Bed Level	:	706 m
Top of Dam	:	773 m
Pond Level (FRL)	:	770 m
Deepest foundation level	:	698 m
MDDL	:	766 m
Maximum water level	:	771 m
Live Storage	:	4.32 m cum.
Spillway	:	Ogee shaped concrete spillway having 6 radial gates, of size 12m x 15m and crest level at an elevation 755.00 m.

IV. Bichom-Tenga Link Tunnel:

Shape & Type	:	Horse shoe, concrete lined
Length & Diameter	:	8.75 km, 6.7 m dia.
Design Discharge	:	140 Cumecs.
Invert level at Bichom	:	746.30 m
Slope	:	1:833

V. Tenga Dam:

Catchment Area	:	1019 Sq. Km.
Design Flood Discharge	:	2438 cumecs.
Dam height	:	27 m (above deepest foundation)
Length	:	85 m
Type	:	Concrete gravity
Average River Bed Level	:	753.00 m
Top of Dam	:	773.00 m
Pond level (FRL)	:	770.00 m
MDDL	:	765.00 m
Deepest foundation level	:	747.00 m (assumed at present)
Crest level	:	758.00 m
MWL	:	771.00 m
Live Storage	:	0.32 m cum.
Spillway	:	Ogee shaped concrete spillway having 2 nos. radial gates, of size 14m x 12m

VI. Head Race Tunnel

	Shape	:	Modified Horse shoe concrete lined.
	Length & Diameter	:	14.5 km, 6.7 m dia.
	Design discharge	:	140 cumecs
	Velocity	:	4m/sec
	Invert Level at Bichom intake	:	750 m
	Slope of tunnel	:	1 in 1000
VII.	**Surge Shaft:**		
	Type	:	Restricted orifice type surge shaft located at the end of Head Race Tunnel.
	Diameter	:	15.00 m (with upper expansion chamber Of 25m dia)
	Diameter of orifice	:	5 m
	Top Level of surge tank	:	785.00 m.
	Up Surge Level	:	778. 00 m
	Down Surge Level	:	749 .00 m
VIII.	**Penstocks:**		
	Type	:	Underground steel lined pressure tunnel.
	Number	:	2 nos. of 4 m dia taking off from surge tank each bifurcating into 2 nos. of 2.8m dia to feed 4 units of 150MW.
	Diameter of main penstock	:	4.0 m
IX.	**Power House:**		
	Type	:	Semi underground
	Size of Power House	:	109.00 m x 20.00 m
	Type of Turbine	:	Vertical Francis Turbine.
	No. & capacity of generating unit	:	4 units of 150 MW.
	Unit spacing	:	20.025 m centre to centre
	Tail Water level (Max)	:	239.00 M
	Tail Water (Min)	:	232 M
	Gross Head	:	536.00 m
	Firm Power	:	163 MW
	Energy Generation	:	3592 MU
X.	**Construction Period**	:	5 years
XI.	**Project Cost**	:	2496.90 crores (i/c IDC=Rs.249.09 crores) at March 2004 price level)
XII.	**Tariff:**	:	
	Levellised	:	Rs.1.23 per unit
	1st Year	:	Rs.1.48 per unit

-=000000000000=-

\\John\SHARE\Salient Features - Kameng.doc

KAMENG HYDRO ELECTRIC PROJECT

COST OF GENERATION
&
FINANCIAL FORECAST

नार्थ ईस्टर्न इलेक्ट्रिक पावर कॉर्पोरेशन नई दिल्ली
NEEPCO
North Eastern Electric Power Corporation
New Delhi

KAMENG HE PROJECT- 4 X 150 MW

IDC CALCULATIONS

			CONTN PERIOD=	60Months				
EQUITY=	749.10							
FACTOR	50%		UPTO MEAN COD	YES				
DEBT : EQUITY=70:30			INTEREST RATE=	8.5%PER ANNUM				
			NO OF MONTHS IN EACH PERIOD=6					
					Yearly interestrate=		Half yearly interest rate=	
			(Rs in Crores)			8.5	4.163	

YEAR	PHASING	EQUITY FUND	EQUITY TO MEET CAPITAL EXP.	LOAN TO MEET CAPITAL EXP.	CUMULATIVE LOAN	NO OF MONTHS	INTEREST	LOAN AT THE END OF PERIOD
PERIOD 0	94.54	749.10	94.54					
PERIOD 1	124.99	654.56	124.99					
PERIOD 2	190.69	529.57	190.69					
PERIOD 3	274.92	338.88	274.92		0.00	0.00	0.00	0.00
PERIOD 4	210.36	63.96	63.96	146.40	146.40	4.18	2.12	148.52
PERIOD 5	229.02	0.00	0.00	229.02	375.42	6.00	10.95	388.49
PERIOD 6	278.75	0.00	0.00	278.75	654.17	6.00	21.98	689.22
PERIOD 7	341.56	0.00	0.00	341.56	995.73	6.00	35.80	1066.58
PERIOD 8	302.31	0.00	0.00	302.31	1298.04	6.00	50.69	1419.58
PERIOD 9	160.06	0.00	0.00	160.06	1458.10	6.00	62.43	1642.07
PERIOD 10	40.61	0.00	0.00	40.61	1498.71	6.00	65.12	1747.80
TOTAL	2247.81		749.10	1498.71			249.09	

CAPITAL EXP.	2247.81	
IDC	249.09	
TOTAL PROJ COST	2496.90	
EQUITY	749.10	
LOAN	1747.80	0.300
TOTAL	2496.90	

KAMENG H.E. PROJECT (4 X 150 MW)
PHASING OF COST

Sl no	Description	Phasing	Months	Months	Months	Months	Months	Months	Months	Months	Months	Months	Total
		Till zero date	1-6	7-12	13-18	19-24	25-30	31-36	37-42	43-48	49-54	55-60	
	Civil Works												
A	Preliminary	1093.00	186.00	186.00	93.00								1558.00
B	Land	186.90	49.96	100.00	100.00	50.00	25.06						511.92
C	Civil Works												
	Total for C- Works		800.00	1800.00	3000.00	5000.00	7300.00	8900.00	7100.00	5300.00	4700.00	1407.63	45307.63
	Total for J- Power Plant Civil Works		1200.00	5000.00	7500.00	9800.00	11000.00	11500.00	8100.00	7500.00	6000.00	1160.33	68760.33
K	Building	671.85	2000.00	2300.00	1500.00	521.90							6993.75
M	Plantation		17.00	17.00	17.00	17.00	17.00	17.00	17.00	17.00	17.00	17.00	170.00
O	Miscellaneous	2908.63	25.00	50.00	75.00	50.00	50.00	50.00	50.00	25.00	25.00	15.37	3324.00
P	Maintainance		29.26	80.99	128.98	187.58	231.36	256.63	195.33	162.20	140.02	18.67	1431.01
Q	Special T&P	216.55	0.00	0.00									216.55
R	Communication	3152.61	6500.00	6500.00	5000.00	886.33							22038.94
X	Environment & Ecology	520.00	500.00	500.00	600.00	600.00	800.00	800.00	800.00	700.00	400.00	333.50	6553.50
Y	Losses on Stock		7.31	20.25	32.24	46.90	57.84	64.16	48.83	40.55	35.00	4.67	357.75
II	Establishment	644.76	147.07	391.91	621.28	929.82	1155.04	1296.60	992.24	815.12	705.30	106.55	7805.69
III	Tools and Plants	60.00	30.79	85.25	135.76	197.44	243.52	270.12	205.61	170.74	147.38	19.65	1566.26
V	Receipt and recoveries										-151.18	-151.18	-302.37
	Audit and Account Charges		32.02	88.65	141.17	205.31	253.22	280.88	213.80	177.53	153.25	20.44	1566.26
	Total of civil Works	9454.30	11524.41	17120.06	18944.43	18492.27	21133.03	23435.39	17722.81	14908.13	12171.77	2952.63	167859.22
	Electro-mechanical		974.54	1949.08	8547.77	2543.53	1768.96	4439.33	16433.69	15322.49	3833.80	1108.73	56921.92
	Total	9454.30	12498.95	19069.14	27492.20	21035.80	22901.99	27874.72	34156.50	30230.62	16005.57	4061.36	224781.14

~ 1725 ~

Kameng Hydro Electric Project, Arunachal Pradesh — **Capacity : 600 MW**

Phasing of Expenditure: Electro Mechanical Items — **Price Level March'04**

(All Figures are in Rs. Lakhs)

Sl. No.	Particulars	TOTAL	1st year		2nd year		3rd year		4th year		5th year	
			0 - 6 months	7 - 12 months	13 - 18 months	19 - 24 months	25 - 30 months	31 - 36 months	37 - 42 months	43 - 48 months	49 - 54 months	55 - 60 months
1	Preliminary(Annexure-I)	*9548.21*	954.82	1909.64	4774.10	1909.64						
2	EOT Crane (Item no:1 of annnex-IV)	*361.13*				36.11		270.85	54.17			
3	TG Sets & Bus Duct (Item no: 1 of annex-II)	*22364.27*			2236.43			559.11	8945.71	8945.71	1118.21	559.11
4	Power Transformer (Item no: 1 of annex-III)	*2012.01*				201.20			704.20	905.40	100.60	100.60
5	A. C. Supply System (Item no: 6 of annex-III)	*206.36*			20.64					10.32	165.09	10.32
6	Switch Yard (Annex-V)	*1980.32*				198.03		396.06	792.13	495.08		99.02
7	Power & Control Cables (Item no: 11 of annex-III)	*309.54*				30.95			123.82	123.82	15.48	15.48
8	Control System & SCADA (Item no 7 of annex-III)	*1547.70*			154.77			309.54	464.31	464.31	77.39	77.39
9	Mechanical Auxiliaries (Item no: 2,3,4,5,6,7&8 of annex-IV)	*856.39*			42.82	42.82			342.56	342.56	42.82	42.82
10	Electrical Auxiliaries (Item no. 2, 3, 4,5, 8, 9, 10, 12, 13, 14 & 15 of Annex - III)	*1272.54*			63.63	63.63	127.25		445.39	445.39	63.63	63.63
11	Initial Spares (Item no. 2&3 of Annex II, Item no.16 of Annex III, Item no 10 of Annex IV, Item no 8 of Annex V)	*1333.27*			133.33				533.31	533.31	66.66	66.66
12	Freights & Insurance (Item no:2 (e) & 3 (c) of Abstract of cost)	*2245.45*			224.54		224.54	561.36	561.36	561.36	112.27	
13	Erection & Commissioning (Item no; 2(f) & 3(d) of abstract of Cost)	*2993.93*			299.39		299.39	1047.88	1047.88	149.70	149.70	
14	Excise Duties & CST(item no: 2(d), 3(b) of abstract of Cost & Excise duty as per Annex-II,III,IV,V	*6677.60*			333.88		1001.64	1001.64	1335.52	1335.52	1669.40	
15	Establishments (Item no. 5 of Abstract of Cost)	*2649.63*	10.00	20.00	178.74	35.52	98.74	249.06	921.19	858.83	214.75	62.78
16	Audits & Accounts Charges (Item no. 6 of Abstract of Cost)	*563.58*	9.72	19.44	85.50	25.62	17.38	43.84	162.16	151.19	37.80	10.93
	Phasing of Expenditure (Six monthly)		**974.54**	**1949.08**	**8547.77**	**2543.53**	**1768.96**	**4439.33**	**16433.69**	**15322.49**	**3833.80**	**1108.73**
	Phasing of Expenditure (Yearly)		**2923.62**		**11091.31**		**6208.29**		**31756.18**		**4942.53**	
	Total Expenditure	*56921.93*	**56921.93**									

~ 1726 ~

KAMENG H. E. PROJECT (4 X 150 MW)

(30 % Equity-70% Loan)

Rs in Lakhs

Levellised Tariff Calculation

Design Energy And Sale	NPV	1	2	3	4	5	6	7	8	9	10	11
Year of operation												
Capacity 600		600	600	600	600	600	600	600	600	600	600	600
Design Energy 3592	27898.1	3412.4	3412.4	3412.4	3412.4	3412.4	3412.4	3412.4	3412.4	3412.4	3412.4	3412.4
Aux. Con Factor 99.00	292.1	34.124	35.92	35.92	35.92	35.92	35.92	35.92	35.92	35.92	35.92	35.92
Generation Sales GWH	27619.1	3378.3	3378.3	3378.3	3378.3	3378.3	3378.3	3378.3	3378.3	3378.3	3378.3	3378.3
Free Power to Home state 12%	3314.3	405.4	405.4	405.4	405.4	405.4	405.4	405.4	405.4	405.4	405.4	405.4
Sale by NEEPCO for revenue	24304.8	2972.9	2972.9	2972.9	2972.9	2972.9	2972.9	2972.9	2972.9	2972.9	2972.9	2972.9
Debt Repayment Schedule												
Principal Repayment of Loan	90221.01	14565.0	14565.0	14565.0	14565.0	14565.0	14565.0	14565.0	14565.0	14565.0	14565.0	14565.0
Balance year beginning for Loan		174779.9	160214.9	145649.9	131084.9	116519.9	101954.9	87390.0	72825.0	58260.0	43695.0	29130.0
Average Balance for the Year for Loan		167497.4	152932.4	138367.4	123802.4	109237.4	94672.4	80107.5	65542.5	50977.5	36412.5	21847.5
Interest on Loan 8.5%	56061.49	14237.28	12999.3	11761.2	10523.2	9285.2	8047.2	6809.1	5571.1	4333.1	3095.1	1857.0
Total Interest	56061.49	14237.3	12999.3	11761.2	10523.2	9285.2	8047.2	6809.1	5571.1	4333.1	3095.1	1857.0
Depreciation Schedule												
(a)Depreciation Ceiling	52,384.06	6407.4	6407.4	6407.4	6407.4	6407.4	6407.4	6407.4	6407.4	6407.4	6407.4	6407.4
(b)Depreciation Rate 1.93%	90,221.01	14565.0	14565.0	14565.0	14565.0	14565.0	14565.0	14565.0	14565.0	14565.0	14565.0	14565.0
c) Advance against Depreciation	94,522.76	14565.0	14565.0	14565.0	14565.0	14565.0	14565.0	14565.0	14565.0	14565.0	14565.0	14565.0
(d)Depreciation												
Tariff Payable to NEEPCO												
A.Capacity Charges	56,061.49	14237.3	12999.3	11761.2	10523.2	9285.2	8047.2	6809.1	5571.1	4333.1	3095.1	1857.0
(a) Interest	94,522.76	14565.0	14565.0	14565.0	14565.0	14565.0	14565.0	14565.0	14565.0	14565.0	14565.0	14565.0
(b)Depreciation												

North Eastern Electric Power Corporation • New Delhi • NEEPCO

(e)Lease Rentals	0.00	0	0	0	0	0	0	0	0	0	0	0
Total	150,584.25	28,802.3	27,564.2	26,326.2	25,088.2	23,850.2	22,612.2	21,374.1	20,136.1	18,898.1	17,660.1	16,422.0
		1	1.04	1.08	1.12	1.16	1.2	1.24	1.28	1.32	1.36	1.4
B. Energy Charges												
(a) O&M Expenses @1.5%	39,999.29	3745.4	3895.2	4045.0	4194.8	4344.6	4494.4	4644.2	4794.1	4943.9	5093.7	5243.5
(b) Tax on Income	47,707.58											6083
(C) Return on Equity	85,740.11	10487.4	10487.4	10487.4	10487.4	10487.4	10487.4	10487.4	10487.4	10487.4	10487.4	10487.4
(d) Int on Working Capital @ 8.5%	7,302.34	920.5	918.8	917.0	915.3	913.5	911.8	910.0	908.2	906.5	904.7	903.0
(e) Other Misc Charges	0.00	0	0	0	0	0	0	0	0	0	0	0
Total	148,402.31	15153.3	15301.4	15449.4	15597.5	15745.6	15893.6	16041.7	16189.7	16337.8	16485.8	22716.6
C. Incentive	0.00	0	0	0	0	0	0	0	0	0	0	0
Capacity,Energy & Incentive,Total		43955.6	42865.6	41775.7	40685.7	39595.7	38505.8	37415.8	36325.8	35235.9	34145.9	39138.6
Sale by NEEPCO for Revenue		2972.9	2972.9	2972.9	2972.9	2972.9	2972.9	2972.9	2972.9	2972.9	2972.9	2972.9
Annual Tariff(Rs/Unit)		1.48	1.44	1.41	1.37	1.33	1.30	1.26	1.22	1.19	1.15	1.32

	Capacity Charge	Energy Charge	Incentive	Total
NPV of	150584.25	148402.31	0.00	298986.55
NPV of Saleable Generation,GWH	24304.82			
Levellised Station Tariff	0.62	0.61	0.00	1.23

Working Capital for Tariff purpose											
	1	1.06	1.12	1.18	1.24	1.3	1.36	1.42	1.48	1.54	1.6
Receivables with out interest on WC-1	7172.5	6991.1	6809.8	6628.4	6447.0	6265.7	6084.3	5902.9	5721.6	5540.2	5358.8
Operational Expenses	312.1	324.6	337.1	349.6	362.0	374.5	387.0	399.5	412.0	424.5	436.9
Spares inventory	2496.9	2646.7	2796.5	2946.3	3096.2	3246.0	3395.8	3545.6	3695.4	3845.2	3995.0
Interest on W.C-1 8.5%	848.4	846.8	845.2	843.6	841.9	840.3	838.7	837.1	835.5	833.8	832.2
Receivables with int on WC-2	8020.9	7838.0	7655.0	7472.0	7289.0	7106.0	6923.0	6740.0	6557.0	6374.0	6191.0
Working Capital	10829.9	10809.3	10788.6	10767.9	10747.2	10726.5	10705.8	10685.1	10664.4	10643.7	10623.0

Year of operation	12	13	14	15	16	17	18	19	20	21	22	23	24
Capacity 600	600	600	600	600	600	600	600	600	600	600	600	600	600
Design Energy 3592	3412.4	3412.4	3412.4	3412.4	3412.4	3412.4	3412.4	3412.4	3412.4	3412.4	3412.4	3412.4	3412.4
Aux. Con Factor 99.00	35.92	35.92	35.92	35.92	35.92	35.92	35.92	35.92	35.92	35.92	35.92	35.92	35.92
Generation Sales GWH	3378.3	3378.3	3378.3	3378.3	3378.3	3378.3	3378.3	3378.3	3378.3	3378.3	3378.3	3378.3	3378.3
Free Power to Home state 12%	405.4	405.4	405.4	405.4	405.4	405.4	405.4	405.4	405.4	405.4	405.4	405.4	405.4
Sale by NEEPCO for revenue	2972.9	2972.9	2972.9	2972.9	2972.9	2972.9	2972.9	2972.9	2972.9	2972.9	2972.9	2972.9	2972.9
Principal Repayment of Loan	14565.0												
Balance year beginning for Loan	14565.0												
Average Balance for the Year for Loan	7282.5												
Interest on Loan 8.5%	619.0												
Total Interest	619.0												
(a)Depreciation Ceiling	6407.4	6407.4	6407.4	6407.4	6407.4	6407.4	6407.4	6407.4	6407.4	6407.4	6407.4	6407.4	6407.4
(b)Depreciation Rate 1.93%	14565.0												
c) Advance against Depreciation													
(d)Depreciation	**14565.0**	**2171.4**	**2171.4**	**2171.4**	**2171.4**	**2171.4**	**2171.4**	**2171.4**	**2171.4**	**2171.4**	**2171.4**	**2171.4**	**2171.4**
A.Capacity Charges													
(a) Interest	619.0	0.0	0.0	0.0	0.0	0.0	0.0	0.0	0.0	0.0	0.0	0.0	
(b)Depreciation	14565.0	2171.4	2171.4	2171.4	2171.4	2171.4	2171.4	2171.4	2171.4	2171.4	2171.4	2171.4	2171.4

(c)Lease Rentals	0	0	0	0	0	0	0	0	0	0	0	0	0
Total	15,184.0	2,171.4	2,171.4	2,171.4	2,171.4	2,171.4	2,171.4	2,171.4	2,171.4	2,171.4	2,171.4	2,171.4	2,171.4
B. Energy Charges													
(a) O&M Expenses @1.5%	1.44	1.48	1.52	1.56	1.6	1.64	1.68	1.72	1.76	1.8	1.84	1.88	1.92
(b) Tax on Income	5393.3	5543.1	5692.9	5842.8	5992.6	6142.4	6292.2	6442.0	6591.8	6741.6	6891.4	7041.3	7191.1
(C) Return on Equity	6083	6083	6083	6083	6083	6083	6083	6083	6083	6083	6083	6083	6083
(d) Int on Working Capital @ 8.5%	10487.4	10487.4	10487.4	10487.4	10487.4	10487.4	10487.4	10487.4	10487.4	10487.4	10487.4	10487.4	10487.4
(e) Other Misc Charges	901.2	718.5	735.7	753.0	770.3	787.5	804.8	822.1	839.3	856.6	873.9	891.2	908.4
Total	0	0	0	0	0	0	0	0	0	0	0	0	0
	22864.7	22831.7	22998.8	23165.9	23333.0	23500.1	23667.2	23834.2	24001.3	24168.4	24335.5	24502.6	24669.7
C. Incentive	0	0	0	0	0	0	0	0	0	0	0	0	0
Capacity,Energy & Incentive,Total	38048.7	25003.1	25170.2	25337.3	25504.3	25671.4	25838.5	26005.6	26172.7	26339.8	26506.9	26673.9	26841.0
Sale by NEEPCO for Revenue	2972.9	2972.9	2972.9	2972.9	2972.9	2972.9	2972.9	2972.9	2972.9	2972.9	2972.9	2972.9	2972.9
Annual Tariff(Rs/Unit)	1.28	0.84	0.85	0.85	0.86	0.86	0.87	0.87	0.88	0.89	0.89	0.90	0.90

NPV of													
NPV of Saleable Generation,GWH													
Levellised Station Tariff	1.66	1.72	1.78	1.84	1.9	1.96	2.02	2.08	2.14	2.2	2.26	2.32	2.38
Receivables with out interest on WC-1	5177.5	3033.7	3058.6	3083.6	3108.6	3133.5	3158.5	3183.5	3208.4	3233.4	3258.4	3283.3	3308.3
Operational Expenses	449.4	461.9	474.4	486.9	499.4	511.8	524.3	536.8	549.3	561.8	574.3	586.7	599.2
Spares inventory	4144.9	4294.7	4444.5	4594.3	4744.1	4893.9	5043.7	5193.6	5343.4	5493.2	5643.0	5792.8	5942.6
Interest on W.C-1 8.5%	830.6	662.2	678.1	694.0	709.9	725.8	741.8	757.7	773.6	789.5	805.4	821.3	837.3
Receivables with int on WC-2	6008.1	3695.8	3736.7	3777.6	3818.5	3859.4	3900.3	3941.1	3982.0	4022.9	4063.8	4104.7	4145.6
Working Capital	10602.3	8452.4	8655.6	8858.8	9062.0	9265.1	9468.3	9671.5	9874.7	10077.9	10281.1	10484.3	10687.4

North Eastern Electric Power Corporation New Delhi

Year of operation	25	26	27	28	29	30	31	32	33	34	35
Capacity 600	600	600	600	600	600	600	600	600	600	600	600
Design Energy 3592	3412.4	3412.4	3412.4	3412.4	3412.4	3412.4	3412.4	3412.4	3412.4	3412.4	3412.4
Aux. Con Factor 99.00	35.92	35.92	35.92	35.92	35.92	35.92	35.92	35.92	35.92	35.92	35.92
Generation Sales GWH	3378.3	3378.3	3378.3	3378.3	3378.3	3378.3	3378.3	3378.3	3378.3	3378.3	3378.3
Free Power to Home state 12%	405.4	405.4	405.4	405.4	405.4	405.4	405.4	405.4	405.4	405.4	405.4
Sale by NEEPCO for revenue	2972.9	2972.9	2972.9	2972.9	2972.9	2972.9	2972.9	2972.9	2972.9	2972.9	2972.9
Principal Repayment of Loan											
Balance year beginning for Loan											
Average Balance for the Year for Loan											
Interest on Loan 8.5%											
Total Interest											
(a)Depreciation Ceiling	6407.4	6407.4	6407.4	6407.4	6407.4	6407.4	6407.4	6407.4	6407.4	6407.4	6407.4
(b)Depreciation Rate 1.93%											
c) Advance against Depreciation											
(d)Depreciation	2171.4	2171.4	2171.4	2171.4	2171.4	2171.4	2171.4	2171.4	2171.4	2171.4	2171.4
A.Capacity Charges											
(a) Interest											
(b)Depreciation	2171.4	2171.4	2171.4	2171.4	2171.4	2171.4	2171.4	2171.4	2171.4	2171.4	2171.4

217853.0

222549.8

~ 1731 ~

(c)Lease Rentals	0	0	0	0	0	0	0	0	0	0	0
Total	2,171.4	2,171.4	2,171.4	2,171.4	2,171.4	2,171.4	2,171.4	2,171.4	2,171.4	2,171.4	2,171.4
B. Energy Charges	1.96	2	2.04	2.08	2.12	2.16	2.2	2.24	2.28	2.32	2.36
(a) O&M Expenses @1.5%	7340.9	7490.7	7640.5	7790.3	7940.1	8090.0	8239.8	8389.6	8539.4	8689.2	8839.0
(b) Tax on Income	6083	6083	6083	6083	6083	6083	6083	6083	6083	6083	6083
(C) Return on Equity	10487.4	10487.4	10487.4	10487.4	10487.4	10487.4	10487.4	10487.4	10487.4	10487.4	10487.4
(d) Int on Working Capital @ 8.5%	**925.7**	**943.0**	**960.2**	**977.5**	**994.8**	**1012.1**	**1029.3**	**1046.6**	**1063.9**	**1081.1**	**1098.4**
(e) Other Misc Charges	0	0	0	0	0	0	0	0	0	0	0
Total	24836.8	25003.8	25170.9	25338.0	25505.1	25672.2	25839.3	26006.3	26173.4	26340.5	26507.6
C. Incentive	0	0	0	0	0	0	0	0	0	0	0
Capacity,Energy & Incentive,Total	27008.1	27175.2	27342.3	27509.4	27676.4	27843.5	28010.6	28177.7	28344.8	28511.9	28679.0
Sale by NEEPCO for Revenue	2972.9	2972.9	2972.9	2972.9	2972.9	2972.9	2972.9	2972.9	2972.9	2972.9	2972.9
Annual Tariff(Rs/Unit)	0.91	0.91	0.92	0.93	0.93	0.94	0.94	0.95	0.95	0.96	0.96

NPV of											
NPV of Saleable Generation,GWH											
Levellised Station Tariff											
	2.44	**2.5**	**2.56**	**2.62**	**2.68**	**2.74**	**2.8**	**2.86**	**2.92**	**2.98**	**3.04**
Receivables with out interest on WC-1	3333.3	3358.3	3383.2	3408.2	3433.2	3458.1	3483.1	3508.1	3533.0	3558.0	3583.0
Operational Expenses	611.7	624.2	636.7	649.2	661.7	674.1	686.6	699.1	711.6	724.1	736.6
Spares inventory	6092.4	6242.3	6392.1	6541.9	6691.7	6841.5	6991.3	7141.1	7291.0	7440.8	7590.6
Interest on W.C-1 8.5%	853.2	869.1	885.0	900.9	916.9	932.8	948.7	964.6	980.5	996.4	1012.4
Receivables with int on WC-2	4186.5	4227.4	4268.2	4309.1	4350.0	4390.9	4431.8	4472.7	4513.6	4554.4	4595.3
Working Capital	**10890.6**	**11093.8**	**11297.0**	**11500.2**	**11703.4**	**11906.5**	**12109.7**	**12312.9**	**12516.1**	**12719.3**	**12922.5**

CONSTRUCTION PROGRAMME

Kameng H.E. Project (4 x150 MW)

(1st Qtr. Of the 1st year shall commence from the date of CCEA clearence)

Sl. No.	Activities	1st Year				2nd Year				3rd Year				4th Year				5th Year			
		1st Qtr	2nd Qtr	3rd Qtr	4th Qtr	1st Qtr	2nd Qtr	3rd Qtr	4th Qtr	1st Qtr	2nd Qtr	3rd Qtr	4th Qtr	1st Qtr	2nd Qtr	3rd Qtr	4th Qtr	1st Qtr	2nd Qtr	3rd Qtr	4th Qtr
1	Support works																				
2	NIT/Award of all the Packages (Civil)																				
3	Construction of Diversion Arrangement (Bichom) including mobilisation																				
4	Construction of Bichom Dam																				
5	Contruction of Power Intake																				
6	Contruction of Tunnel (HRT) and Adits including boring and conc Lining																				
7	Construction of Diversion Arrengement for Tenga Dam including Mobilisation																				
8	Construction of Tenga Dam																				
8	Construction of surge shaft (Boring & lining)																				
9	Construction of Pressure Tunnel (boring)																				
10	Penstock including design, supply, fabrication, testing and erection																				
11	Hydro-Mechanical Works including design, fabrication, transportation and erecetion																				
12	Power House																				
	(a) Civil works																				
	(b)Electro- Mechanical Works																				
13	Switch Yard Supply, Construction and Erection																				
14	Trial Run and commisioning																				

North Eastern Electric Power Corporation Ltd. New Delhi

KAMENG HYDRO ELECTRIC PROJECT

ABSTRACT
OF
(Civil & Electrical Works)

NHPC
New Delhi
North Eastern Electric Power Corporation

KAMENG H. E. PROJECT (4X 150 MW)- ARUNACHAL PRADESH

General abstract of cost of Civil & Electrical Works and IDC

DIRECT CHARGES		Estimated Amount (Rs. in Lakhs) based on the Price quoted by the lowest bider under all Civil Packages (4 no.s)
I-WORKS		
A	PRELIMINARY	1558.00
B	LAND	511.92
C	WORKS	45307.63
J	POWER PLANTS CIVIL WORKS	68760.33
K	BUILDING	6993.75
M	PLANTATION	170.00
O	MISCELLANEOUS	3324.00
P	MAINTENANCE	1431.01
Q	SPECIAL T&P	216.55
R	COMMUNICATION	22038.94
X	ENVIRONMENT AND ECOLOGY	6553.50
Y	LOSSES ON STOCK	357.75
	TOTAL OF I-WORKS	157223.38
II	ESTABLISHMENT @ 5 % OF I WORKS- B LAND	7805.69
III	TOOLS AND PLANTS @ 1 % OF I WORKS	1566.26
IV	Suspense	-
V	RECEIPTS AND RECOVERIES ON CAPITAL ACCOUNT (-)	-302.37
	TOTAL OF DIRECT CHARGES	166292.96
	INDIRECT CHARGES	
(a)	CAPITALISED VALUES OF ABTEMENT OF LAND REVENUE @ 5 %OF THE COST OF CULTURABLE LAND	0.00
(b)	AUDIT AND ACCOUNTS CHARGES @ 1 % OF I- WORKS	1566.26
	TOTAL OF INDIRECT CHARGES	1566.26
	A. TOTAL OF CIVIL WORKS	167859.21
	B.TOTAL OF ELECTRICAL WORKS	56921.93
	TOTAL OF CIVIL AND ELECTRICAL WORKS (A+B)	224781.14
	INTEREST DURING CONSTRUCTION (IDC)	24909.00
	GROSS TOTAL OF COST	249690.14
	SAY Rs. (IN CRORES)	2496.90

Note-:- 1) The Estimate for Electrical works have been updated as on March 2004

2) The Estimated provision for "C"-Works and "J"-Power Plant Civil Works have been worked out as per the bid price of the lowest Bider (March 2004).

3) Establishment Charge have been considered as 5% as per PIB recommendation in place of 8% taken in the Estimate of July 2003

नॉर्थ ईस्टर्न इलेक्ट्रिक पावर कॉर्पोरेशन नई दिल्ली
North Eastern Electric Power Corporation New Delhi

KAMENG HYDRO ELECTRIC PROJECT

A - PRELIMINARY

NEEPCO
New Delhi
North Eastern Electric Power Corporation

	A PRELIMINARY					
SL NO	ITEM					AMOUNT (Rs In lakh)
1	Expenditure incurred on investigation upto July 2003					597.67
2	Detail survey for final location					325.00
3	Contour survey for reservoir basin					200.00
4	Geological survey & geophysical survey					110.00
5	Hydrological and meteorological survey					17.50
6	Investigation for construction materials survey					7.00
7	Investigation for foundation and rock testing					7.00
8	Construction of Trace path & access roads					7.00
9	Model experiment					25.00
10	Preparation & printing of project reports					6.00
11	Vechile for Inspecting Officers for site investigation					8.50
12	Camp equipment					10.00
13	Preliminary soil test, soil testing laboratory					13.00
14	Consultant's fee					200.00
15	Training of Engineers					18.00
16	Environmental & Ecological studies					6.00
	Total					1557.67
				Say		1558.00

KAMENG HYDRO ELECTRIC PROJECT

B- LAND

NEEPCO
New Delhi
North Eastern Electric Power Corporation

B - LAND

SL. NO.	ITEM	UNIT	QNTY	RATE	AMOUNT (Rs. in lakhs)
1	**Reservoir Area:**				
	i) Bichom Reservoir	Hect	300		
	ii) Tenga Reservoir	Hect	70		
2	**Office and Colony Area:**				
	i) Bichom Domestic Colony & Office	Hect	30		
	ii) Office & Colony for Link Tunnel	Hect	20		
	iii) Model village for Bichom Dam	Hect	10		
	iv) Tenga Dam Office & Colony	Hect	25		
	v) Office & Colony at Khuppi	Hect	50		
	vi) Model village near Khuppi	Hect	50		
	vii) Office & colony near Kimi Power House	Hect	25		
3	**Roads:**	Hect	32.5		
4	**Land for Works:**				
	i) Bichom - Tenga link Tunnel	Hect	3		
	ii) Tenga Kimi head race tunnel	Hect	3		
	iii) Kimi Power House	Hect	20		
	iv) acquisition of land for dumping yard	Hect	20		
		TOTAL	658.5	Hect	
A)	Total USF land598.50 hact. @ Rs. 36750/hect				219.95
B)	Total RF Land 60 hact. @ Rs. 9000/hect				5.40
	TOTAL (A + B)				225.35
5	30 houses having plinth area of about 500 sq.ft. each will be effected. Housing assistance @ Rs. 3.60 lakh for each house.				108.00
6	Compensation for standing crops				Nil
7	Rent for use of land				Nil
8	Interest on 25% of estimated cost @ 12% for 2 years.	Included in the unit land rate			
9	Solatium charges for compulsory acquisition @30% of Rs. 217.99 lakhs	Included in the unit land rate			
10	Legal charges @ 1% of total compensation				3.33
11	Reallocation of communication				Nil

North Eastern Electric Power Corporation New Delhi

12	Rehabilitation measures					
a)	Allotment of plots for housing = 30 x 4 Hac. X Rs. 36000/Hact = Rs. 43.20 lakh					
b)	Village roads, wells, school, post office, dispensery, panchayat ghar etc. = Rs. 92.00 lakhs					
c)	Cost for development of lands and cost towards implementation of rehabilitation and resettlement plan = Rs. 50.00 lakhs					143.20
13	Staff for demarcation/measurement of land @1% of land viaue.					2.25
14	Establishment charges for land acquisition and rehabilitation @ 6.25%.					29.78
	TOTAL					511.92

नॉर्थ ईस्टर्न इलेक्ट्रिक पावर कॉर्पोरेशन नई दिल्ली
NEEPCO
North Eastern Electric Power Corporation New Delhi

KAMENG HYDRO ELECTRIC PROJECT

C-WORKS

नॉर्थ ईस्टर्न इलेक्ट्रिक पावर कॉर्पोरेशन नई दिल्ली
NEEPCO
New Delhi
North Eastern Electric Power Corporation

C. WORKS

ABSTRACT

SL NO	ITEM	AMOUNT (Rs in lakh)
1	Bichom Coffer dam	100.00
2	Bichom Diversion Dam	26906.00
3	Bichom Diversion Tunnel	0.00
4	Tenga Coffer dam	75.00
5	Tenga Diversion Dam	14582.00
6	Tenga Diversion Tunnel	0.00
	Total	41663.00

C. WORKS

BICHOM COFFER DAM

SL NO	ITEM	UNIT	QNTY	RATE	AMOUNT (Rs in lakh)
1	Excavation for foundation preparation				
	River bed and abutment stripping	Cum	4000		
2	Stone Masonary	Cum	15950		
3	Foundation Treatment				
	(a) Drilling	RM	1206		
	(b) Pressure grouting	Bags	2200		
		Total			
	Dewtering @ 3%				
	Add for contigencies @ 3%	except LS items			
	Add for establisment @ 2%	except LS items			
		Gross Total			
		Say			100.00

BICHOM DIVERSION CONCRETE DAM

SL NO	ITEM	UNIT	QNTY	RATE	AMOUNT (Rs in lakh)
1	1.1 Abutment Stripping				
	(a) Over burden	Cum	76000	130.00	98.80
	(b) Rock Excavation	Cum	417000	320.00	1334.40
2	River bed Excavation				
	(a) Over burden 16 m depth	Cum	500000	130.00	650.00
	(b) Re- Excavation of overburden after floods	Cum	300000	130.00	390.00
	(c) Rock excavation	Cum	394000	320.00	1260.80
3	Foundation Treatment				
	(a)Drilling for consolidation grouting	RM	3330	375.00	12.49
	(b) Drilling for curtain grouting	RM	1320	500.00	6.60
	(c) Drilling for drainage holes	RM	1320	375.00	4.95
	(d) Drilling for anchor bars for downstream face treatment including plunge pool	RM	11700	625.00	73.13

North Eastern Electric Power Corporation New Delhi

	(e) Consolidation grouting	Bags	16650	400.00	66.60	
	(f) Curtain Grouting	Bags	6600	400.00	26.40	
	(g) Furnishing and Installation of metal pipe and fitting for foundation grouting and drainage holes	Kg	4000	225.00	9.00	
	(h) Grouting of Anchor bars	Bags	2925	400.00	11.70	
	(i) Supply and fixing of 25 mm anchor bars	MT	45.05	34000.00	15.32	
4	Concrete works					
	(a) PCC in foundation M-10 mix	Cum	19300	2350.00	453.55	
	(b) Non overflow dam except outlet 2 m downstream portion M15 mix	Cum	168470	2630.00	4430.76	
	(c) Spillway Concreting M20 except					
	(i) External 2m thickness of surface casting.					
	(ii) Spillway Crest	Cum	274700	3000.00	8241.00	
	(iii) Bucket and around gallaries					
	(d)Outer 2 m thickness of non overflow dam M20 mix.	Cum	11510	3000.00	345.30	
	(e) Spillway external 2 m thickness of surface casing M25 mix	Cum	44910	4000.00	1796.40	
	(f) Spillway bucket except outer 1 m M25 mix	Cum	11400	4000.00	456.00	
	(g) Spillway bucket outer 1 m M25 mix	Cum	6080	4000.00	243.20	
	(h) Around galleries, piers, training walls and hoist chambers M-25 mix	Cum	34310	4000.00	1372.40	
	(i) Concrete for plunge pool M-25 mix	Cum	26782	4000.00	1071.28	
	(j) Concrete for hill face treatment M-15 mix	Cum	36000	2630.00	946.80	
5	Reinforcement					
	(a) for galleries, piers, training walls and hoist chamber @ 84 kg/m3-34310 m3	MT	2883	34000.00	980.22	
	(b) For spillway @ 18 Kg/m3 - 44910 m3	MT	808.38	34000.00	274.85	
	(c) For Bucket @ 18 Kg/m3 - 6080 m3	MT	109.44	34000.00	37.21	
	(d) For Plunge pool @ 30 Kg/m3 - 26782 m3	MT	803.46	34000.00	273.18	
6	Gates and Hoists					
	(a) 13.5 x 10 m spillway crest gates 5 Nos.	MT	620	113256.00	0.00	
	(b) Furnishing and installation of spillway gate hoists including accessories	Nos.	5	1553442.00	0.00	
	(c) Spillway Crest stop logs 5 nos.	MT	95	60699.00	0.00	
	(d) Embedded parts for stop log gates, sluice gates and spillway gates	MT	397	60699.00	0.00	
	(e) Crane for operation of stop logs		L.S.		0.00	
	(f) Lifting beam	MT	20	20352.00	0.00	
	(g) 3.5 m X 4.0 m scouring sluice gates 6 nos.	MT	150	113256.00	0.00	
	(h) Furnishing and installation of hydraulic hoist for sluices	Nos.	6	468270.00	0.00	
	(i) EDT cranes (Operation Gallery)		L.S.		0.00	
	(j) Remote control system for operation of gates including control room	Nos.	11	475000	0.00	472313.56
7	Other items					
	(a) Supply, fabrication and fixing in position of 16 gauge 1250 mm wide copper plate in expansion joints between blocks length	Kg	23900	70.00	16.73	

	(b) Furnishing and placing P.V.C water stop in expansion joint between blocks	RM	1386	420.00	5.82
	(c) Furnishing and placing hydride of asphalt of blown bitumen in formed holes in concrete.	RM	1356	480.00	6.51
	(d) Furnishing and installing 200 mm dia porous concrete pipe	RM	6218	360.00	22.38
	(e) Furnishing and installing outlet steel pipe with fittings				
	100 mm dia	RM	400	625.00	2.50
	200 mm dia	RM	300	960.00	2.88
	300 mm dia	RM	200	2000.00	4.00
	(f) Construction of 8 m wide bridge decking over dam	MT	200	5000.00	10.00
	(g) Supply, fabrication and erection of steel liners for sluices	MT	800	51492.00	0.00
	(h) Construction of stair ramps, lift well etc. in the body of dam	MT	38	5000.00	1.90
	(i)Slide zone treatment for abutment (See Annexure- I)				327.00
	(j) Treatment of slide zone u/s of dam (See Annexure- II)				90.00
		Sub total			26373.05
	Instrumentation @ 1%				100.38
	Lighting of dam and other structures		LS		25.00
		Total			26497.43
	Dewatering @ 2 %	except LS items			140.00
	Add for contigencies @ 3%	except LS items			761.16
	Add for establisment @ 2%	except LS items			507.44
		Gross Total			26906.03
		Say			26906.00

ANNEXURE -I

SL NO	ITEM	UNIT	QNTY	RATE	AMOUNT (Rs in lakh)
1	Stripping of abutments of loose, fragmented overburden rocks etc. and putting the slopes to proper grade- Excavation in loose and fragmented rock.	Cum	62800	130.00	81.64
2	Drilling for grouting	RM	14000	375.00	52.50
3	Grouting	Bags	4000	400.00	16.00
4	Rock bolting of the rock strata	RM	31400	335.00	105.19
5	Shotcreting the hill face- 100 mm thick	Bags	11775	603.00	71.00
				Total	326.33
				Say	327.00

ANNEXURE-II

SL NO	ITEM	UNIT	QNTY	RATE	AMOUNT (Rs in lakh)
1	PCC works in retaining and breast walls M-15	Cum	1625	2350.00	38.19
2	Steel in reinforcement	MT	90	34000.00	30.60

3	Backfilling and rivetting		L.S.		5.00
4	Drilling for grouting	RM	2000	375.00	7.50
5	Grouting	Bags	2000	400.00	8.00
				Total	89.29
				Say	90.00

BICHOM DIVERSION TUNNEL

SL NO	ITEM	UNIT	QNTY	RATE	AMOUNT (Rs in lakh)
1	Open Excavation Ordinary Soil	Cum	172051	114.00	0.00
2	Tunnel excavation including removal of muck	Cum	15900	1421.00	0.00
3	Overbreaks	Cum	1590	947.33	0.00
4	Steel supports	MT	415	37125.00	0.00
5	Concreting for tunneling	Cum	3700	3844.00	0.00
6	Drilling holes and providing 25 mm dia MS bolts of 5 m depth	RM	6050	494.00	0.00
7	Short creting with steel fibre reinforcement	Bags	3450	777.00	0.00
8	Drilling for drainage holes	RM	1848	290.00	0.00
9	Pressure Grouting	Bags	5500	475.00	0.00
10	Concreting work includind shuttering for intake structure	CUM	4070	3005.00	0.00
11	Steel Reinforcement	MT	349.8	28260.00	0.00
12	Tunnel plug in PCC	Cum	2200	2746.00	0.00
13	Diversion tunnel gates including embedded parts	MT	200	113256.00	0.00
14	Rope Drum Hoist	MT	180	47952.00	0.00
15	Trash rack	MT	55	59084.00	0.00
16	U/s and D/s cofferdams	Cum	7600	1929.00	0.00
17	Exit Structure				
	a) R.C.C. M15	Cum	224	3402.00	0.00
	b) Stone Pitching	Cum	4000	1074.00	0.00
	c) Reinforcement	MT	70.2	28260.00	0.00
18	Construction of upstream and Downstream ends				
	(a) Drilling Grout holes	RM	6000	309.00	0.00
	(b) Pressure grout	Bags	4000	455.00	0.00
19	Hill face stabilization at downstream portals	L.S.			0.00
				Total	0.00
1	Dewatering @ 2%				0.00
2	Add for contigencies @ 3%	except LS items			0.00
3	Add for establishment @ 2%	except LS items			0.00
		Gross Total			0.00
		Say			0.00

TENGA COFFER DAM

SL NO	ITEM	UNIT	QNTY	RATE	AMOUNT (Rs in lakh)

North Eastern Electric Power Corporation Ltd. New Delhi

1	Excavation for foundation preparation				
	River bed and abutment stripping	Cum	3000	0.00	0.00
2	Stone Masonary	Cum	6800	0.00	0.00
3	Foundation Treatment				
	(a) Drilling	RM	1327.6	0.00	0.00
	(b) Pressure grouting	Bags	2200	0.00	0.00
		Total			0.00
	Dewtering @ 2 %				0.00
	Add for contigencies @ 3%	except LS items			0.00
	Add for establisment @ 2%	except LS items			0.00
		Gross Total			0.00
		Say			75.00

TENGA DIVERSION CONCRETE DAM

SL. NO	ITEM	UNIT	QNTY	RATE	AMOUNT (Rs in lakh)
1	**1.1 Abutment Stripping**				
	(a) Over burden	Cum	80000	130.00	104.00
	(b) Rock Excavation	Cum	724000	400.00	2896.00
2	**River bed Excavation**				
	(a) Over burden 16 m depth	Cum	40000	130.00	52.00
	(b) Re- Excavation of overburden after floods	Cum	20000	130.00	26.00
	(c) Rock excavation	Cum	700000	400.00	2800.00
3	**Foundation Treatment**				
	(a)Drilling for consolidation grouting	RM	3000	375.00	11.25
	(b) Drilling for curtain grouting	RM	5000	500.00	25.00
	(c) Drilling for drainage holes	RM	4000	375.00	15.00
	(d) Drilling for anchor bars for downstream face treatment including plunge pool	RM	17000	375.00	63.75
	(e) Consolidation grouting	Bags	15000	400.00	60.00
	(f) Curtain Grouting	Bags	2500	400.00	10.00
	(g) Furnishing and Installation of metal pipe and fitting for foundation grouting and drainage holes	Kg	3000	225.00	6.75
	(h) Grouting of Anchor bars	Bags	1150	400.00	4.60
	(i) Supply and fixing of 25 mm anchor bars	MT	18	33500.00	6.03
4	**Concrete works**				
	(a) PCC in foundation M-10 mix	Cum	8630	2500.00	215.75
	(b) Non overflow dam except outlet 2 m downstream portion M15 mix	Cum	55060	2660.00	1464.60
	(c) Spillway Concreting M20 except				
	(i) External 2m thickness of surface casting.				
	(ii) Spillway Crest	Cum	59160	3000.00	1774.80
	(iii) Bucket and around gallaries				
	(d)Outer 2 m thickness of non overflow dam M20 mix.	Cum	5850	3000.00	175.50
	(e) Spillway external 2 m thickness of surface casing M25 mix	Cum	2780	4000.00	111.20
	(f) Spillway bucket except outer 1 m M25 mix	Cum	8560	4000.00	342.40

NEEPCO New Delhi North Eastern Electric Power Corporation

	(g) Spillway bucket outer 1 m M25 mix	Cum	4000	4000.00	160.00	
	(h) Around galleries, piers, training walls and hoist chambers M-25 mix	Cum	18000	4000.00	720.00	
	(i) Concrete for plunge pool M-25 mix	Cum	20000	4000.00	800.00	
	(j) Concrete for hill face treatment M-15 mix	Cum	25000	2500.00	625.00	
5	Reinforcement					
	(a) for galleries, piers, training walls and hoist chamber @ 84 kg/m3-18000 m3	MT	1512	33500.00	506.52	
	(b) For spillway @ 18 Kg/m3 - 5850 m3	MT	105.3	33500.00	35.28	
	(c) For Bucket @ 18 Kg/m3 -(2780+4000) m3	MT	122.04	33500.00	40.88	
	(d) For Plunge pool @ 30 Kg/m3 - 20000 m3	MT	600	33500.00	201.00	
6	Gates and Hoists					
	(a) 13.5 x 8 m spillway crest gates3 Nos.	MT	235	113256.00	0.00	
	(b) Furnishing and installation of spillway gate hoists including accessories	Nos.	3	1553442.00	0.00	
	(c) Spillway Crest stop logs 3 nos.	MT	100	60699.00	0.00	
	(d) Embedded parts for stop log gates, sluice gates and spillway gates	MT	377	60699.00	0.00	
	(e) Crane for operation of stop logs		L.S.		0.00	
	(f) Lifting beam	MT	12	20352.00	0.00	
	(g)3.5 m X4.5 m scouring sluice gates 6 nos.	MT	80	113256.00	0.00	
	(h) Furnishing and installation of hydraulic hoist for sluices	Nos.	4	468270.00	0.00	
	i) 4 m X 5 m emergency sluice gates 4 nos.	MT	100	113256.00	0.00	
	j) hydraulic hoist for sluices	Nos.	4	668952.00	0.00	
	(i) EDT cranes (Operation Gallery)		L.S.		0.00	
	(j) Remote control system for operation of gates including control room	Nos.	7	475000.00	0.00	
7	Other Items					
	(a) Supply, fabrication and fixing in position of 16 gauge 1250 mm wide copper plate in expansion joints between blocks length	Kg	18500	70.00	12.95	
	(b) Furnishing and placing P.V.C. water stop in expansion joint between blocks	RM	1000	420.00	4.20	
	(c) Furnishing and placing hydride of asphalt of blown bitumen in formed holes in concrete.	RM	1000	480.00	4.80	
	(d) Furnishing and installing 200 mm dia porous concrete pipe	RM	3000	360.00	10.80	
	(e) Furnishing and installing outlet steel pipe with fittings 200 mm dia	RM	200	960.00	1.92	
	300 mm dia	RM	150	2000.00	3.00	
	(f) Construction of 8 m wide bridge decking over dam	MT	140	5000.00	7.00	
	(g) Supply, fabrication and erection of steel liners for sluices	MT	600	51492.00	0.00	
	(h) Construction of stair ramps, lift well etc. in the body of dam	MT	30	5000.00	1.50	
	(i)Slide zone treatment for abutment (See Annexure- III)				299.60	
	(j) Treatment of slide zone u/s of dam (See Annexure- II)				140.00	

North Eastern Electric Power Corporation Limited New Delhi

		Sub total			13739.07
	Instrumentation @ 1%				55.82
	Lighting of dam and other structures		LS		25.00
		Total			13819.89
	Dewatering @ 2 %	except LS items			75.00
	Add for contigencies @ 3%	except LS items			412.17
	Add for establisment @ 2%	except LS items			274.78
		Gross Total			14581.84
		Say			14582.00

ANNEXURE -III

SL NO	ITEM	UNIT	QNTY	RATE	AMOUNT (Rs in lakh)
1	Stripping of abutments of loose, fragmented overburden rocks etc. and putting the slopes to proper grade- Excavation in loose and fragmented rock.	Cum	50000	130.00	65.00
2	Drilling for grouting	RM	13000	375.00	48.75
3	Grouting	Bags	4000	400.00	16.00
4	Rock bolting of the rock strata	RM	30000	335.00	100.50
5	Shotcreting the hill face- 100 mm thick	Bags	11500	603.00	69.35
				Total	299.60
				Say	300.00

ANNEXURE-IV

SL NO	ITEM	UNIT	QNTY	RATE	AMOUNT (Rs in lakh)
1	PCC works in retaining and breast walls M-15	Cum	1700	2500.00	42.50
2	Steel in reinforcement	MT	186	33500.00	62.31
3	Backfilling and rivetting		L.S.		7.00
4	Drilling for grouting	RM	3000	375.00	11.25
5	Grouting	Bags	4000	400.00	16.00
				Total	139.06
				Say	140.00

DETAILED ESTIMATE FOR DIVERSION TUNNEL TO BE USED DURING CONSTRUCTION OF TENGA DAM

SL NO	ITEM	UNIT	QNTY	RATE	AMOUNT (Rs in lakh)
1	Earth work in excavation (Open Cut)	Cum	156410	114.00	0.00

North Eastern Electric Power Corporation New Delhi

2	Tunnel excavation including removal of muck ventilation & lighting etc.	Cum	4416	1421.00	0.00
3	Over Break @ 10% of item (2)	Cum	442	947.33	0.00
4	Fabrication supply & erection of permanent steel supports	MT	315	37125.00	0.00
5	P.C.C. for tunnel lining	Cum	1764	3844.00	0.00
6	Drilling holes & Poviding 25mm dia M.S. Bolts 5 m depth	RM	5500	494.00	0.00
7	Shotcreting with steel fibre reinforcement	Bags	2015	777.00	0.00
8	Drilling of drainage holes by percussion drills.	RM	1680	290.00	0.00
9	Pressure grouting including cost of cement	Bags	5000	475.00	0.00
10	R.C.C. work including shotcreting for Intake structure	Cum	3700	3005.00	0.00
11	Steel reinforcement	MT	318	28260.00	0.00
12	Tunnel plug in P.C.C.	Cum	2000	2746.00	0.00
13	Diversion tunnel gates	MT	200	113256.00	0.00
14	Furnishing & Installation of :	MT	200	47952.00	0.00
	Hoists				
15	Trash Rack	MT	50	59084.00	0.00
16	U/S & D/S coffer dams	Cum	7600	1929.00	0.00
17	Exit structure :				
	a) R.C. M-15	Cum	224	3402.00	0.00
	b) Steel R/F	MT	70.2	28260.00	0.00
	c) Stone Pitching	Cum	4000	1074.00	0.00
18	Hill face stabilization at downstream end :				
	a) Drilling Grout Holes	RM	6000	309.00	0.00
	b) Pressure Grouting	BAG	4000	455.00	0.00
				Total	0.00
	Dewatering 2%				0.00
	Add 3% contingency charges	except LS items			0.00
	Add 2% W/C establishment charges	except LS items			0.00
		Gross Total :			0.00
				Say	0.00

KAMENG HYDRO ELECTRIC PROJECT

J - POWER PLANT
CIVIL WORKS

नार्थ ईस्टर्न इलेक्ट्रिक पावर कॉर्पोरेशन नई दिल्ली
NEEPCO
New Delhi
North Eastern Electric Power Corporation

J - POWER PLANT CIVIL WORKS

ABSTRACT

SL. NO.	ITEM	Amount (Rs. in lakhs)
1	Intake Structure (Tenga)	451.78
2	Bichom Tenga Tunnel	21897.15
3	Intake structure (Bichom)	423.43
4	Tenga-Kimi Power Tunnel	21932.95
5	Surge Shaft	1128.24
6	Penstock	0.00
7	Tail Race Tunnel	191.51
8	Tail Race Channel	145.44
9	Power House	2611.30
10	Switchyard	0.00
	Hydro-Mechanical Works	23623.15
	TOTAL	72404.94

INTAKE STRUCTURES (TENGA)

SL. NO.	ITEM	UNIT	QNTY	RATE	AMOUNT (Rs. in lakhs)
1	Excavation	M^3	25200	200.00	50.40
2	R.C.C. Works	M^3	5100	3000.00	153.00
3	Steel Reinforcement	MT	540	34000.00	183.60
4	Furnishing & Installation of Intake Gate	MT	87.6	113256.00	0.00
5	Furnishing embedded parts	MT	114	113256.00	0.00
6	Furnishing hoists for Gates	MT	132	50627.00	0.00
7	Trash rack etc.	MT	46	59084.00	0.00
8	Stabilization - Protection				
	a) Drilling grout holes	RM	6000	375.00	22.50
	b) Pressure grouting	Bags	4000	400.00	16.00
				TOTAL	425.50
	Dewatering 2%				5.00
	Add 3% contingency charges				12.77
	Add 2% W/C establishment charges				8.51
	GRAND TOTAL				451.78

DETAILED ESTIMATE FOR BICHOM TENGA TUNNEL

SL. NO.	ITEM	UNIT	QNTY	RATE	AMOUNT (Rs in lakh)
1	Earth work in excavation in any type of Rock (portal)	M^3	5000	130.00	6.50
2	Tunnel excavation including ventilation, lighting etc.				
	i) In carbonaceous rock	M^3	131025	1330.00	1742.63
	ii) Other type of rock	M^3	327863	1350.00	4426.15
3	Overbreak @ 10% item No. 2(i)	M^3	13102.5	900.00	0.00
	@ 10% item No. 2(ii)	M^3	32786.3	900.00	0.00
4	Fabrication supply & erection of permanent steel supports.	MT	5300	60000.00	3180.00
5	Cement concrete tunnel lining.	M^3	110460	3225.00	3562.34

North Eastern Electric Power Co. Ltd. New Delhi

6	Drilling of holes and providng 25mm dia M.S. bolts.		RM	58820	335.00	197.05
7	Shot-creting with steel fibre reinforcement		Bags	296381	1085.00	3215.73
8	Backfill concreting		M^3	15300	8500.00	1300.50
9	Initial concrete at tunnel invert (M-20)		M^3	20737	3225.00	668.77
10	Furnishing of pipes and pipe fittings.		Kg	15000	225.00	33.75
11	Drilling holes for construction and other type of grouting		M	33880	375.00	127.05
12	Pressure grouting		Bags	169400	400.00	677.60
14	Adit tunnel 1 no. 1900 M length					
	a) Boring		Cum	70558	1330.00	938.42
	b) Shotcreting		Bags	25000	1085.00	271.25
15	Construction of inlet portal		LS			5
16	Concreting lagging		CUM	500	6100.00	30.50
17	Add for treatment in squeezing ground condition					5
	TOTAL					20388.24
	Dewatering 2%					490.00
	Add 3% contingency charges except LS					611.35
	Add 2% W.C. Establishment charges except LS					407.56
	GRAND TOTAL					21897.15

INTAKE STRUCTURES (BICHOM)

SL. NO.	ITEM		UNIT	QNTY	RATE	AMOUNT (Rs. in lakhs)
1	Excavation		M^3	21000	200.00	42.00
2	R.C.C. Works		M^3	5500	3000.00	165.00
3	Steel Reinforcement		MT	450	34000.00	153.00
4	Furnishing & installation of Intake Gate		MT	73	113256.00	0.00
5	Furnishing embedded parts		MT	35	60699.00	0.00
6	Furnishing hoists for Gates		MT	110	50627.00	0.00
7	Trash rack etc.		MT	77	59084.00	0.00
8	Stabilization - Protection					
	a) Drilling grout holes		RM	6000	375.00	22.50
	b) Pressure grouting		Bags	4000	400.00	16.00
					TOTAL	398.50
	Dewatering 2%					5.00
	Add 3% contingency charges					11.96
	Add 2% W/C establishment charges					7.97
	GRAND TOTAL					423.43

DETAILED ESTIMATE FOR TENGA KIMI POWER TUNNEL

SL. NO.	ITEM		UNIT	QNTY	RATE	AMOUNT (Rs. in lakhs)
1	Earth work in excavation in any type of Rock (portal)		M^3	4500	200.00	9.00
2	Tunnel excavation in any type of Rock including ventilation lighting etc.		M^3	324530	1450.00	4705.69

North Eastern Electric Power Corporation New Delhi

3	Over break @10% item No. 2	M^3	32453	966.67	0.00
4	Fabrication supply & erection of permanent steel supports.	MT	15041	60000.00	9024.60
5	Cement concrete tunnel lining	M^3	71415	3335.00	2381.69
6	Drilling of holes and providing 25mm dia M.S. bolts 5 metre depth	RM	17500	335.00	58.63
7	Shot-creting with fibre reinforcement	Bags	50000	1085.00	542.50
8	Backfill concreting	M^3	12045	8500.00	1023.83
9	Initial concrete M20 tunnel invert.	M^3	12978	3335.00	432.82
10	Furnishing of pipes and pipe fittings	Kg	100000	225.00	225.00
11	Drilling holes for consolidation and other type of grouting.	RM	23122	375.00	86.71
12	Pressure grouting including cost of cement	Bags	115660	400.00	462.64
13	Adit tunnel				
	a) Boring	Cum	70086	1330.00	932.14
	b) Shotcreting	Bags	25000	1085.00	271.25
14	Construction of inlet portal	LS			5.00
15	Concrete lagging	Cum	5475	8500.00	465.38
16	Add for treatmetn in squeezing ground condition	LS			5.00
	TOTAL				20631.86
	Dewatering 2%				270.00
	Add 3% contingency charges				618.66
	Add 2% W/C establishment charges except LS				412.44
	GRAND TOTAL				21932.95

DETAILED ESTIMATE FOR SURGE SHAFT

SL. NO.	ITEM	UNIT	QNTY	RATE	AMOUNT (Rs. in lakhs)
1	Rock excavation in open cut for surge shaft bench.	M^3	3802	220.00	8.3644
2	Rock excavation in surge shaft including expansion galley.	M^3	20100	2000.00	402
3	Excavation in approach adit to surge shaft by heading method.	M^3	7000	1600.00	112
4	a) Initial concrete M10	Cum	1220	1830.00	22.326
	b) Concrete for surge shaft	Cum	3300	4000.00	132
	c) Concrete for 1m thick orifice slab	Cum	200	4000.00	8
5	Shot-creting 100mm thick in approach adit.	bags	750	603.00	4.5225
6	Reinforcement steel in				
	a) RCC lining in surge shaft	MT	300	33500.00	100.5
	b) RCC lining in orifice slab	MT	20	33500.00	6.7
7	Drilling & Groutingsles				
	i) Drilling grout holes.	RM	3000	375.00	11.25
	ii) Pressure grouting	Bags	1970	400.00	7.88
8	Steel supports	MT	370	60000.00	222
9	Seals				
	Furnishing & placing asphalt blown bitumen in formed holes in concrete	RM	2000	420.00	8.4
10	Providing & installation 4 m x 4 m				
	a) Gates	MT	15	113256.00	0.00
	b) Hoists for gates	MT	13	50627.00	0.00
	TOTAL				1045.94
	Dewatering 2%				30.00

	Add 3% contingency charges					31.38
	Add 2% W/C establishment charges except LS					20.92
	GRAND TOTAL					1128.24

DETAILED ESTIMATE OF PENSTOCK (PRESSURE SHAFT) & VALVE HOUSE

SL. NO.	ITEM		UNIT	QNTY	RATE	AMOUNT (Rs. In lakhs)
1	Tunnel boring in rock with all leads and lifts including stacking of serviceable materials and disposal of unserviceable material including dewatering.					
	a) Pressure Shaft		M^3	55628	1991.00	0
	b) Pressure shaft after bifurcation.		M^3	8805	1991.00	0
2	R.C.C. M20 for tunnel lining including form work out Excluding reinforcement.					
	a) Penstock (Pressure shaft)		M^3	12650	3844.00	0
	b) Penstock after bifurcation		M^3	1500	3844.00	0
3	Torsteel rods/bars for reinforcement including bending, binding & placing in position @ 6% item - 2.		MT	849	28260.00	0.00
4	Steel liner 25 mm to 60 mm					
	a) Pressure Shaft		MT	10000	51492.00	0.00
	b) Penstock proceeding Power House (Bifurcation portion).		MT	1500	51492.00	0
5	Providing steel support		MT	300	37125.00	0.00
6	Drilling grout holes		M^3	1600	334.00	0
7	Pressure grouting		Bag	2200	475.00	0
	TOTAL					0.00
	Dewatering 2%					0.00
	Add 3% contingency charges					0.00
	Add 2% W/C establishment charges except LS					0.00
	GRAND TOTAL					0.00

DETAILED ESTIMATE FOR TAIL RACE TUNNEL

SL. NO.	ITEM		UNIT	QNTY	RATE	AMOUNT (Rs. In lakhs)
1	Tunnelling in rock with all leads & lifts including stacking of materials and disposal of unserviceable material including dewatering		Cum	1800	1750.00	31.5
2	RCC M-20 for lining including form work but excluding reinforcement tail race tunnel		Cum	1000	3000.00	30
3	MS rods/bars for the reinforcement including, handling, bending binding, & placing.		MT	150	34500.00	51.75
4	MS supports		MT	20	60000.00	12
	TOTAL					125.25
	Dewatering 2%					60
	Add 3% contingency charges					3.7575
	Add 2% W/C establishment charges except LS					2.505
	GRAND TOTAL					191.5125

DETAILED ESTIMATE FOR TAIL RACE CHANNEL

SL. NO.	ITEM		UNIT	QNTY	RATE	AMOUNT (Rs. in lakhs)
1	Excavation in rock with all leads & lifts including stacking of materials and disposal of unserviceable material		Cum	9300	130.00	12.09
2	RCC M-20 for retaining wall		Cum	2000	3000.00	60
3	MS rods/bars for the reinforcement 1% of item 2		MT	20	34500.00	6.9
4	Boulder Pitching in Tail race tunnel		Cum	1000	2500.00	25
5	River Diversion					25
	TOTAL					128.99
	Dewatering 1%					10
	Add 3% contingency charges					3.8697
	Add 2% W/C establishment charges except LS					2.5798
	GRAND TOTAL					145.4395

DETAILED ESTIMATE OF POWER HOUSE

SL NO	ITEM		UNIT	QNTY	RATE	AMOUNT (Rs in lakh)
A. EXCAVATION FOR POWER HOUSE						
1	Open Excavation					
	(i) Ordinary Soil		Cum	15400	140.00	21.56
	(ii) Medium hard rock		Cum	24000	220.00	52.8
	(iii) Hard Rock		Cum	37000	500.00	185
2	Clearing of Site		Sq M	6500	25.00	1.63
B. CONSTRUCTION OF POWER HOUSE						
1	Excavation on hard rock		Cum	8200	500.00	31
2	Foundation preaparation		Sq M	6700	70.00	0
3	Drilling in foundation for pressure grouting		RM	6000	375.00	22.5
4	Drilling for Anchor bars		RM	7500	175.00	13.125
5	Pressure grouting for foundation		Bags	520	400.00	2.08
6	Anchor Bars		RM	15000	175.00	26.25
7	Damp proof course		Sq M	420	360.00	1.512
8	RCC work					
	(a) RCC work class-A in P.H. Substructure		Cum	14000	3385.00	473.9
	(b) RCC work class-B in floors, beams, colums etc.		Cum	2180	3385.00	73.793
	(c) RCC work class-C in Roof slab		Cum	515	3385.00	17.43275
	(d) RCC work class-D in Walls of Substructure		Cum	3400	3385.00	115.09
	(e) RCC work class-E in lintel, chajjas parapets.		Cum	170	3385.00	5.7545
9	Steel Reinforcement					
	(a) Torsteel bars		MT	2500	33500.00	837.5
	(b) MS bars		MT	600	34500.00	207
10	P.V.C. water stops		RM	860	420.00	3.612
11	Tiles					
	(a) Mosaic Tiles		SqM	1800	840.00	15.12
	(b) White glazed Tiles		SqM	300	840.00	2.52
12	Floor topping		SqM	2200	112.00	2.464
13	Water proofing on roof		SqM	5400	450.00	24.3
14	Ceiling in control room		SqM	480	2221.00	10.6608
15	MS works in plates, channel joists, angle gusstes in roof truss, ladder etc.		MT	170	72000.00	122.4
16	Plates, bolts, Nuts for crane and transformer track			L.S.		14
17	Steel floor plates		MT	25	60000.00	15
18	Hand rails/ Wall Frames		Kg	3000	50.00	1.5
19	Rolling shutters		SqM	200	3600.00	7.2
20	Plate glass		SqM	410	1200.00	4.92
21	Back fill		Cum	1200	2746.00	0
22	Sanitary Fittings			LS	0.92	3
23	Paintings			LS		5
24	Blockouts			LS		5
25	Expansion Joints		SqM	750	419.00	3.1425
26						
27	Removal of silt and slush		Cum	1200	79.00	0.948
28	Brickwork					
	(a) 25 cm brick walling		Cum	550	4800.00	26.4
	(b) 10 cm brick walling		Cum	800	6000.00	48
29						
30	Approach road and service bay			LS		7.5
31	Providing and fixing vertical Draft tube gate		MT	60.00	60699.00	0
32	Remote control for draft tube gate		Nos	4	400000.00	0

			Total			2410.61
	Instrumentation @ .5 %					11.88
	Dewatering @ 2 %					70.00
	Add for contigencies @ 3%		except LS items			71.28
	Add for establishment @ 2%		except LS items			47.52
			Gross Total			2611.30
						2611.30

	DETAILED ESTIMATE FOR SWITCH YARD					
SL NO	ITEM		UNIT	QNTY	RATE	AMOUNT (Rs in lakh)
1	Excavation in hard rocks with all leads and lifts including stacking of serviceable material and disposal of unserviceable material.		Cum	97000	500.00	0.00
2	Rock filling		Cum	11000	500.00	0.00
3	R.C.C. 1:2:4 retaining walls		Cum	5000	3000.00	0.00
4	Reinforcement including bending, binding and placing in postion		MT	552	33500.00	0.00
	Dewatering 2%					0.00
			Total			0.00
	Add for contigencies @ 3%		except LS items			0.00
	Add for establishment @ 2%		except LS items			0.00
			Gross Total			0.00
			Say			0.00

KAMENG HYDRO ELECTRIC PROJECT

K - BUILDING

	K. BUILDING					
	TEMPORARY BUILDING					
A.	Residential :					
i)	Type I Building 2 x 35 Units		sq.m.	5057.5		
ii)	@ 72.25 sq.m					
iii	Type II Building 2 x 50 Units		sq. m.	5041		
iv	@ 50.41 sq.m.					
	Type III Building 4 x 50 Units		sq. m.	7200		
	@ 36.00 sq.m.					
	Type IV Building 4 x 100 Units		sq. m.	6000		
	@ 15.00 sq.m.					
	TOTAL		sq. m.	23298.5	4500.00	1048.43
	Rs4500.00 per sq. of plinth area		Rs.			1048.00
B	NON-RESIDENTIAL					
SL NO	ITEM		UNIT	QNTY	RATE (Rs In Lakh)	AMOUNT (Rs in lakh)
i)	Office Building 2 x 1600 sq.		SQM	3200	4000.00	128
ii)	Coop. Store 3 x 90 sq. m.		SQM	270	3000.00	8.1
iii)	Hospital 1 No.		SQM	375	4500.00	16.875
iv)	Security gruards.		SQM	860	4000.00	34.4
v)	Store		SQM	1000	3000.00	30
vi)	Garrage		SQM	600	4000.00	24
vii)	I.B. Hostel		SQM	170	4500.00	7.65
viii)	Testing Laboratory		SQM	100	4000.00	4
	TOTAL					253.03
C	INTERNAL WATER SUPPLY					
i)	Residential @ 4% of (A)					41.92
ii)	Non-Residential @ 2% of (B)					5.0605
						46.98
D	INTERNAL SANITATION					
	Residential @ 4% of (A)					41.92
	Non-Residential @ 2% of (B)					5.0605
						46.98
E	ELECTRIFICATION					
i)	Residential @ 5% of (A)					52.40
ii)	Non-Residential @ 2.5% of (B)					6.33
						58.73
	Total cost of temporary building					
	(A + B + C + D + E)					1453.71
2	PERMANENT BUILDING					
A	RESIDENTIAL					

SL NO	ITEM		UNIT	QNTY	RATE (Rs in Lakh)	AMOUNT (Rs in lakh)
i)	Type 'A' 11 nos @ 180.00 sq.m		SQM	1980		
ii)	Type 'B' 24 nos @ 127.00 sq.m		SQM	3055.2		
iii)	Type 'C' 60 nos @ 96.90 sq.m.		SQM	5814		
iv)	Type 'D' 345 nos @ 56.90 sq.m		SQM	19630		
v)	Type 'E' 450 nos @ 44.10 sq.m.		SQM	19845		
vi)	Type 'F' 510 nos. @ 32.67 sq.m		SQM	16661.7		
			TOTAL	66985.9	5000.00	3349.30
B	NON RESIDENDIAL BUILDING					
SL NO	ITEM		UNIT	QNTY	RATE	AMOUNT (Rs in lakh)
I)	Store godown, shge 4000 sq.m.		Sqm	4000	4500.00	180.00
ii)	W/shop, P/House, etc 1500 sq.m.		Sqm	1500	3500.00	52.50
iii)	Admn. Office Building 3000 sq.m.		Sqm	3000	4500.00	135.00
iv)	School 3 nos. 1500 sq.m.		Sqm	1500	4500.00	67.50
v)	P/Office, Bank, Telephone exchange		Sqm	1500	4500.00	67.50
	Police outpost 1500 sq.m					
vi)	Hospital 3 nos. 1350 sq.m.		Sqm	1350	4500.00	60.75
vii)	Guest House, Hostel 1100 sq.m.		Sqm	1100	5000.00	55.00
viii)	Community centre, market,		Sqm	900	4500.00	40.50
	Co-operative store 900 sq.m.					
ix)	Magazine 3 nos. 900 sq.m		Sqm	900	4500.00	40.50
x)	Canteen 100 sq.m. @ Rs.3068		Sqm	100	3500.00	3.50
			Total			702.75
C.	**Internal Water Supply**					
i)	Residential @ 5% of (A)					167.46
ii)	Non-residential @ 2.5.% of (B)					17.57
						185.03
D.	**Internal Sanitation :**					
i)	Residential @ 5% of (A)					167.46
ii)	Non-residential @ 2.5% of (B)					17.57
	TOTAL					185.03

नार्थ ईस्टर्न इलेक्ट्रिक पावर कॉर्पोरेशन नई दिल्ली
North Eastern Electric Power Corporation New Delhi

D.	**Electrification :**					
i)	Residential @ 7% of (A)					234.45
ii)	Non-residential @ 3.5% of (B)					24.60
	TOTAL					259.05
	Total cost of permanent building					4681.16
	(A+B+C+D+E)					
3	Land development @ 2% of temporary					122.70
	And permanent building.					
4	Colony Road @ 2% of temporary &					122.70
	permanent building.					
5	Fencing @ 1% of temporary &					61.35
	permanent building.					
6	Lawn and garden @ 1% of temporary					61.35
	& permanent building.					
7	Retaining wall & terracing @ 8% of					490.79
	Temporary & permanent building					
	Grand Total = (1+2+3+4+5+6+7)					6993.75

KAMENG HYDRO ELECTRIC PROJECT

M - PLANTATION

	M - PLANTATION					
	Cost/Hact of Plantation including maintenance for 3 Years					
	1. Nursery work				Rs	5544.00
	2. Planting works				Rs	7335.00
	3. Shed				Rs	10037.00
	4. Maintenance for 3 years				Rs	3252.00
	5. Watchman 1 no per 100 hact for 3 years					
	3600pm = 3 x 12 x 3600 /100 =				Rs	1296.00
	6. Camp Equipment			LS	Rs	1181.00
		Total			Rs	28645.00
	Add 20% for transportation				Rs	4296.75
	Add 10% for Micellaneous expences				Rs	2864.50
	Add 15% for land development				Rs	4296.75
	Gross Total per Hac				Rs	40103.00
		Say			Rs	40103.00
	Cost for 425 Hac =		Rs	170.43775	Lakh	
			Rs	170.00	Lakh	

SL NO	O - MISCELLENEOUS ITEM	AMOUNT (Rs in lakh)
1	Capital cost	
(i)	(a)Water supply, purification & Distribution	175.00
(ii)	Sewage disposal & strom water drainage work	135.00
(iii)	Fire fighting equipment	30.00
(iv)	Telephone Exchange , Telegraph, post office	165.00
(vi)	Medical equipment for Hospital & dispensary	175.00
(vii)	Recreation facilities special	100.00
2	MAINTENANCE & SERVICE OF	
i	Electrification	165.00
(ii)	Water supply, purification & Distribution works	140.00
(iii)	Sewage disposal & strom water drainage	65.00
(iv)	Recreation	30.00
(v)	Medical Assistance	90.00
(vi)	Post office, telephone etc	75.00
(vii)	Security arrangement	140.00
(viii)	Fire fighting equipment	40.00
(ix)	R & M of Inspection vechile	153.60
(x)	Hire charges of 35 nos of Gypsy for 5 years @ 20000pm	420.00
(xi)	Trasport for labour & staff	90.00
(xii)		
(xiv)	School	40.00
3	Other items	
(i)	Visit of dignitaries	50.00
(ii)	Technical record,Photographic record	50.00
iii)	Power Supply	60.00
(iv)	Inaugral ceremonies including helipad etc	120.00
(v)	Copensation to workman	150.00
(vi)	Model and exhibits	115.00
(vii)	Testing laboratary & exhibits	115.00
(viii)	Publicity, information centre	25.00
(ix)	Subsidy for school bus	25.00
(x)	Publications, pamphlets	25.00
(xi)	Running of transit camps, Field hostel, Guest house, Resthouse, Inspection Bunglow	25.00
(xii)		

(xiii)	Canteen facilities					20.00
(xiv)	Co-operative stores					30.00
(xv)	Library facilities					15.00
(xvi)	Time keeping cabin					5.00
xvii	Wireless communication system					60.00
xviii	Inflow fore casting and flood warning system					40.00
xix	Retrenchment compensation					50.00
(xx)	Seismological observations					
(xxi)	Police Station					20.00
(xxii)	Community centre					40.00
(xxiii)	Photographic & Cinematographic					30.00
	Equipment & RM charges					
(xxiv)	Creaches					25.00
(xxv)	Fire wood and fuel					
				TOTAL		3323.60
						3324.00

KAMENG HYDRO ELECTRIC PROJECT

Q - SPECIAL T& P

North Eastern Electric Power Corporation
New Delhi

	Q - SPECIAL T & P					
	ABSTRACT OF COST					
SL	EQUIPMENT					AMOUNT
NO						(Rs in lakh)
1	Drilling and grouting equipment					48.20
2	Earth Moving equipment					162.00
3	Compaction equipment					38.00
4	Construction Plant					25.50
5	Tunnel equipment					0.00
6	Transports equipment					142.00
7	Misc. equipment					24.50
8	Workshop					0.00
A	TOTALof (1 to 8)					440.20
B	Less cost of Inspection & Tranpsort					
	Vehicle at Item 6 (less cost of tipper trucks) = Q				(-)	142.00
C	Jumbos (Rock bolters and Roboarm Shotcrete Machines= (R)				(-)	0.00
	Total of (A-(B+C)) = P				Rs	298.20
	Provision to be made under sub head					
	Q - Special T & P = 0.25 P + Q + R - R_A=				Rs	216.55
	(i) Recoveries to be shown under head					
	V- Receipt & Recoveries = 0.75(0.25P)+(R-Ra)+ 0.2 Q				Rs	84.31
	(ii) Recoveries to be shown under head					
	V- Receipt & Recoveries = 15% of temporary buildings =				Rs	218.06
	Total of V - Receipt & Recoveries =				Rs	302.37
	Q - SPECIAL T & P					
SL	ITEM			QNTY	Estimated	AMOUNT
NO				Considered	Rate	(Rs in lakh)
1	Drilling and grouting equipment					
	(i) Air compressor (Diesel) 500 cfm			0	9.00	0.00
	(iii) Air compressor (Elect) 500 cfm			1	7.00	7.00
	(ii) Air compressor (Diesel) 250 cfm			2	5.00	10.00
	(iv) Diamond Core Drill Machine(300mm)			1	15.00	15.00
	(v) Wagon Drill 55-110 mm dia			0	12.00	0.00
	(vi) Jack Hammer 100 cfm			10	0.30	3.00
	(vii) Pavement Breaker			2	0.30	0.60
	(viii) Pusher Leg(60 cfm)			10	0.20	2.00
	(ix) Grouting Equipment					
	1. Grout Pump(5CUM/HR)			1	10.00	10.00
	2. Pump 10 HP			2	0.30	0.60
	(x) Crawler drill 75-110mm			0	17.00	0.00
	Sub Total					48.20
2	Earth Moving equipment					
	i) Hydraulic Excavator 2.5cum			0	82.00	0.00
	(ii) Hydraulic Excavator 0.9-1.0 cum			1	50.00	50.00

	iii) Rear dumper 18MT			0	35.00	0.00
	(iv) Dozer (130HP)			1	58.00	58.00
	v) F.E Loader 2 cum			0	38.00	0.00
	vi) Vivratory compactor			0	25.00	0.00
	vii)Shoval 1.92 m			0	75.00	0.00
	viii) Tipper 10T			6	9.00	54.00
	ix)Crawler dodzer 180 HP			0	75.00	0.00
	x) Motor grader 150 HP			0	65.00	0.00
	xi) Wheel dodzer 130 HP			0	58.00	0.00
	xii) Dodzer 410 HP			0	150.00	0.00
	xiii) Crawler loader 1.2 cum			0	30.00	0.00
	Sub Total					**162.00**
3	**Compaction equipment**					
	(i) Road Roller 8T			2	10.00	20.00
	ii) Ship foot roller 20T			0	4.00	0.00
	(i) Water Tanker 7000 lt			2	9.00	18.00
	Sub Total					**38.00**
4	**Costruction Plant**					
	i) Crushing and screening plant 200T			0	300.00	0.00
	ii) 25 T/hr stone crusher			0	12.00	0.00
	iii) Batching and mixing plant					
	1. 100cum			0	180.00	0.00
	2. 30cum			0	55.00	0.00
	3. 12cum			0	18.00	0.00
	(iv) Concrete Mixer					
	1.10/7 cft			0	1.50	0.00
	2.14/10			4	1.50	6.00
	v) Transit Mixer 4.0 cum			0	25.00	0.00
	vi) Concrete pump 38 cum			0	40.00	0.00
	25 cum			0	30.00	0.00
	(vii) Concrete vibrators(nozzle)			10	0.35	3.50
	(viii) Shot crete Machine 4-6 cum			2	8.00	16.00
	ix) Tar Boiler			0	1.25	0.00
	x) Collepsible forms with traveller					
	7.00x10.00m and			0	10.00	0.00
	6.7x10.0 m					
	xi)Shutter vibrator			0	0.50	0.00
	xii) Ice plant			LS		0.00
	xiii) Cable way 10 T			0	965.00	0.00
	(v) Concrete Placer			0	5.00	0.00
	Sub Total					**25.50**
5	**TUNNEL EQUIPMENT**					
	I) Raise climber			0	150.00	0.00
	ii) Drilling jumbo-2 boom			0	260.00	0.00

	iii) Drilling jumbo with flame proof			0	312.00	0.00
	iv) Rock bolting jumbo			0	240.00	0.00
	v) Rock bolting jumbo with flame proof			0	351.00	0.00
	vi) Shot crete robo arm 10 cum			0	75.00	0.00
	vii) Ventilating equipment			0	3.20	0.00
					Total	0.00
6	**Transport Equipment**					
	(i) Staff Car			6	4.00	24.00
	(ii) Gypsy			10	4.00	40.00
	(iii) Station wagon & pickups			4	5.00	20.00
	(iv) Mini Bus			4	6.50	26.00
	(v) School Bus			2	8.00	16.00
	(vi) Ambulance			2	8.00	16.00
	(vii) Tipper Truck 10T			0	9.00	0.00
	Sub Total					**142.00**
7	**Misellaneous Equipment**					
	i) Crane truck mounted 60 T			0	155.00	0.00
	ii) Crane mobile 18T			0	75.00	0.00
	iii) Crane mobile 10 T			0	45.00	0.00
	iv) Trailor 20T			0	18.00	0.00
	v) Explosive van			2	8.00	16.00
	(vi) Mobile service Van			0	8.00	0.00
	(vii) Welding Set (diesel)			2	3.00	6.00
	(viii) Welding Transformer			2	1.25	2.50
	ix) Winch			0	3.00	0.00
	(x) Derrick 10T			0	13.00	0.00
	Sub Total					**24.50**
8	**WORKSHOP**					
i	Centre height lathe 2m bed			0	3.25	0.00
ii	Radial drilling M/C			0	1.60	0.00
iii	Shaping Machine			0	1.25	0.00
iv	Column drilling Machine			0	0.30	0.00
v	250 cfm stationary compressor			0	3.60	0.00
vi	Power hacksaw			0	0.75	0.00
vii	Portable diesel welding set			0	2.25	0.00
viii	Portable welding set			0	0.80	0.00
ix	Fundry shop			0	2.00	0.00
x	Smithy shop			0	2.00	0.00
xi	Structural shop			0	2.00	0.00
xii	Carpentary shop			0	2.00	0.00
xiii	Tyre retreading shop			0	3.00	0.00
xiv	Field repair shop			0	5.00	0.00
				total		0.00

KAMENG HYDRO ELECTRIC PROJECT

R - COMMUNICATION

SL NO	ITEM	UNIT	QNTY	RATE (Rs in Lakh)	AMOUNT (Rs in lakh)
	R- COMMUNICATION				
1	**Access roads constructed by BRTF**				
	i)Power House to Khupi	km	28.14	93.35	2627.00
	ii)Tenga To Khupi	km	17.28	99.67	1722.00
	Total		45.42		4349.00
	Access Roads (metalled)				
	i)Tenga Dam to Bichom Dam Via Buragaon	km	36.00		
	ii)Bichom Dam to NEFRA	Km	17.00		
	iii)Proposed road to KIMI power house from Elephant point	km	20.00		
	along Right Bank of Jia Bharali(Kameng) River				
	iv)Reconstruction of Breached portion of	Km	10.00		
	Khupi- Tenga dam site road				
	TOTAL		83.00	93.35	7748.44
2	**Existing Roads Improvement work.**				
	i)Improvement of Kimi PH to Deptt Khupi and	Km	36.50		
	Tenga dam to Deptt Khupi				
	ii)Bhalukpong elephant stretch of BRTF(36 km to 51 km)	Km	15.00		
	Total		51.50	68.00	3502.00
3	**Bridges.**				
	a)Major				
	Original	m	140.00		
	Newly proposed	m	120.00		
	(Elephant Power House road)				
	Replacement of Bailey				
	Bridges	m	240.00		
	ASSAM PWD Portion.	m	43.50		
		m	543.50	3.00	1630.50
	b)Minor.	m	460.00	1.00	460.00
			Total		22038.94
					Lakh

KAMENG HYDRO ELECTRIC PROJECT

X - ENVIRONMENT & ECOLOGY

नार्थ ईस्टर्न इलेक्ट्रिक पावर कार्पोरेशन नई दिल्ली
NEEPCO
New Delhi
North Eastern Electric Power Corporation

X. ENVIRONMENT AND ECOLOGY

SL NO	ITEM		UNIT	QNTY	RATE (Rs)	AMOUNT (Rs in lakh)
1	Compensatory Afforestation					809.92
2	Catchment Area Treatment					5,042.92
	plan (Annexure -V)					
3	Environment Management					200.00
	Plan (Annexure - VI)					
4	Consultancy fee for environmental					30.00
	studies (Annexure-VII)					
5	Restoration of construction area		Hact.	375.00	112,174.00	420.65
6	Development of Dumping Area					
7	Seismological observation					25.00
8	Fire wood and fuel					25.00
					Total	6,553.50

Annexure -VII

CONSULTANCY FEE FOR ENVIRONMENTAL STUDY

SL NO	ITEM		UNIT	QNTY	RATE (Rs In Lakh)	AMOUNT (Rs In lakh)
1	Dam Break analysis					5.00
2	Remote sensing Survey					10.00
3	Preparation of environment Impact					15.00
	Assessment And Environmental					
	Management Plan Report					
					Total	30.00

Annexure -VI

COST ESTIMATE FOR ENVIRONMENTAL MANAGEMENT PLAN

SL NO	ITEM		UNIT	QNTY	RATE (Rs in Lakh)	AMOUNT (Rs in lakh)
1	Subsidy for kerosene/LPG					35.00
2	Reservoir fishery development					40.00
3	Aesthetic environment development					
	a. Development of garden					50.00
	b. Recreation facilities like					
	water sports etc.					
4	Surveys and studies for reservoir					75.00
	fishery development, landscaping					
					Total	200.00

नॉर्थ ईस्टर्न इलेक्ट्रिक पावर कॉर्पोरेशन नई दिल्ली NEEPCO New Delhi North Eastern Electric Power Corporation

Annexure -VII

CONSULTANCY FEE FOR ENVIRONMENTAL STUDY

SL NO	ITEM		UNIT	QNTY	RATE (Rs In Lakh)	AMOUNT (Rs in lakh)
1	Dam Break analysis					5.00
2	Remote sensing Survey					10.00
3	Preparation of environment Impact					15.00
	Assessment And Environmental					
	Management Plan Report					
					Total	30.00

KAMENG HYDRO ELECTRIC PROJEC

ABSTRACT
OF
COST
(Electrical Works)

ELECTRICAL WORKS

1. TURBINE

Four vertical Francis turbines are proposed to be installed in the Power House. Vertical shaft arrangement is proposed to take advantage of compactness in the semi underground power house. The major parameters and specifications of the turbine are indicated below:

i)	FRL	:	770 M
ii)	MDDL	:	766 M
iii)	Normal Tail Water Level	:	234 M
iv)	Maximum Tail Water Level	:	234 M
v)	Maximum Gross Head	:	536 M
vi)	Minimum Gross Head	:	532 M
vii)	Minimum Net Head (rated)	:	501.22 M
viii)	Design Head	:	504 M
ix)	Rated Speed	:	428.6 RPM
x)	Specific Speed	:	72.49 RPM-KW-m
xi)	Turbine rated output at rated net head of 501.22m and rated speed	:	153.83 MW
xii)	Maximum continuous output at rated net head of 531.5m	:	169.213 MW
xiii)	Maximum continuous output at rated net head of 501..22m	:	160.908 MW
xiv)	Maximum Runway speed		
	• at net head of 531.5m	:	725 RPM
	• at rated net head of 501.22m	:	704 RPM
	• at net head of 504m	:	706 RPM

2. GENERATOR

Each of the turbine will be coupled directly to a 3 phase, 50 Hz 13.8 kV synchronous generator of 166.68 MVA, 0.9 rated power factor with 10% continuous over load capacity. The stator shall be of fabricated construction, split into sectors to facilitate transportation. The rotor will also be transported in parts and assembled at site.

Conventional construction is proposed so that the comparatively short rotor can be lifted out. This particular construction will bring the mass centre of the rim near the guide bearing and so an additional top guide bearing can be dispensed with.

The stator frame shall be polygonal, external cooling, where cold oil can be delivered to the inner radius of the thrust bearing, where it is most effective access to the bearing pads is unimpeded and the size of the sump is reduced.

The tentative dimension of some salient part of the generator indicated below :-

a) Outer core diameter	= 5.39 m
b) Air gap diameter	= 4.21 m
c) Stator frame diameter	= 6.59 m
d) Inner diameter of generation barrel	= 8.59 m
e) Length of stator frame	= 3.98 m
f) Height of load bearing bracket	= 2.57 m
g) Rotor weight (app)	= 343 T
h) Stator weight	= 280.925T
i) GD^2	= 2893 T

3. EXCITATION

Because of the important role excitation control plays in the power system especially with large alternators, it is proposed to use static excitation system. This will allow greater flexibility and faster control of excitation as desirable for larger unit sizes. The static excitation system will be complete with rectifier transformer, convector, control cubicle, field flushing unit and associated stator rotor current limiters etc.

4. GOVERNOR

Electro-hydraulic governor are proposed for the turbines. The system will be complete with oil leakage units, oil pipe lines, emergency slide valve, system of automatic control for auto operation duty of the units and also with high pressure compressed air supply.

5. EOT CRANE

Considering the weight of the rotor in the range of 250 MT, it is proposed to have two cranes of 190/85 MT capacity each which will be capable of being operated in parallel. There will be another crane in the service bay for unloading of materials at service bay capacity of which shall be 35/20T.

6. GENERATOR TRANSFORMER

It is proposed to step up generation voltage of the units to 400 kV by installation of 13.8/400KV single phase 63 MVA single phase transformers. A total of 12 No. 13.8/400 KV single phase transformers with one numbers of spares are proposed.

NEEPCO
New Delhi
North Eastern Electric Power Corporation

7. COMPRESSED AIR SYSTEM

The compressed air system will comprise a common low pressure compressor and receiver for the braking system of the machine and a separate high pressure compressor for the governors. HP & LP air system shall be inter connected with pressure reducers, gate valves etc.

8. OIL PRESSURE SYSTEM

The oil pressure system will provide oil under pressure for operations of the turbine governing system guide vanes and spherical valves. It is proposed to have one air/oil pressure accumulator which will be kept under pressure by the HP air compressor.

9. COOLING WATER SYSTEM

The cooling water requirements for the power house are proposed to be taken from the tail race with the help of pumps

The tentative requirements of cooling water per unit is shown below :-

a)	Generators air coolers	=	12,000 LPM
b)	Generator upper & Lower guide bearing	=	1,800 LPM
c)	Generator thrust bearing	=	3,000 LPM
d)	Turbine guide bearing	=	300 LPM
e)	Turbine shaft	=	960 LPM
f)	Oil pressure unit	=	800 LPM
g)	Transformer oil coolers	=	4,000 LPM
	TOTAL	=	**22,860 LPM**

For this purpose 6 pumps including two spare pumps each of 23,000 LPM capacity supplying water at 4 kg/cm2 is proposed. Four duplex strainers of 28,000 LPM capacity will also be provided one filter shall be stand by.

Connections will be taken from a common header to the four generating units to supply cooling water to generator air coolers generator bearing coolers, turbine bearing coolers, turbine seal and Oil pressure unit oil coolers. The discharge from each generating unit will be lead to the tailrace through independent discharge pipes.

Provision shall be kept for cooling water for cooling of transformers in case of requirements.

The drainage system will receive water from floor drains, seepage water etc. which will be directly led into the tail race.

NEEPCO
New Delhi
North Eastern Electric Power Corporation

10. FIRE PROTECTION SYSTEM

High-pressure water jet system is proposed for fire protection of oil coolers, Oil pressure Units and transformer. Low-pressure water system is proposed for the protection of fire in stores and workshops, cable racks etc Fire and cabinet hydrant are proposed to be provided at various points in the power house that will be easily accessible and give maximum coverage, so that any fire can be quickly extinguished. Besides, fire seal shall be used in the wall/floor openings.

For the protection of the generator transformers located on the transformer deck, automatic fire protection system of emulsification type is proposed for each transformer. This fire protection system shall be initiated by temperature sensing elements placed at suitable locations around and over each transformer. Portable fire extinguishing equipment is also proposed as ready means of dealing effectively and immediately with fire. The equipment shall comprise of deluge valve, alarm projector/nozzles detectors drain valve piping, fittings fire hose cabinet etc. CO2 Fire Protection system is proposed for the generator. Intelligent Smoke and fire detectors of micro processor base shall be installed in control rooms, service rooms for alarm. Besides portable fire extinguisher, dry chemical powder type, carbon di-oxide type, Hallos type, sand/water backset etc. shall be provided. One fire tender shall also be provided.

11. AIR CONDITIONING & VENTILATION SYSTEM

Split type Air conditioning plant is proposed for air conditioning of control room and other areas in the Power House. Exhausters shall be provided in PH roof and opening in the walls for natural air circulation.

12. OUTDOOR SWITCHYARD

400KV one & half breaker scheme is proposed for the outdoor switchyard. It is proposed to construct 400KV double Circuit line to evacuate power upto Balipara grid substation of POWERGRID near Tezpur. Besides, one number 100 MVA 400/132KV auto-transformer is also considered to power at 132KV level of voltage. There shall be 132KV S/C line from Kameng to Balipra via Tenga. The 132KV Balipra-Tenga-Kameng line shall be utilized initially for drawing construction power from the Grid. Terminal equipment at Tenga is be in the scope of this estimate. The 132KV line form Balipara to Kameng via Tenga and the augmentation of Balipara sub-station by a 50 MVA 220/132KV transformer is included in the estimate.

400 KV switchyard shall have four nos. incoming generator bays, two outgoing line bays & one inter-connecting 400/132KV transformer bay.

132KV switchyard is considered with double bus arrange and it shall have one interconnecting bay to 400/132KV auto transformer, Two transformer bays for 10 MVA 132/33KV station transformers and one bus coupler bay and one line bay. Details of the schemes are as per Plates 1,2,3 & 4.

नॉर्थ ईस्टर्न इलेक्ट्रिक पावर कॉर्पोरेशन नई दिल्ली NEEPCO New Delhi North Eastern Electric Power Corporation

For the transmission scheme para 4 of the letter NO CEA.ID.No.18/6/99-HAD/214 dtd 10.08.1999 (Plate 6) is referred.

The 33KV switchyard is considered with single bus arrangement.

13. PROTECTION

GENERATOR PROTECTION

The generator protection equipment shall be of modular design with software library and with provision to select plant requirements. The electronic units shall be in a standard cubicle. The software tripping matrix shall be equipped with provision for external tripping commands to the Circuit Breakers. The software module shall be compatible to receiving signals from external functions. The protection should also be suitable for direct connection to Circuit Breakers. The protection system should be provided for setting and control with aid of PC with an user interface programme which can be done locally by PC or remotely using suitable coupler. The protection system also have documentation facilities with printers. All the protection function should have pre-determined ranges setting for assignments. The protection module should provide facility to create, edit and check entire gamut of protection with facility to read and parameters with self explanatory text and minimum coding. The protection module should also have safety devices to prevent change in configuration. The control system shall also facilitate to programme all settings off line or on line and down load the same with the help of a PC connected to the system. The protection system shall have built in testing facility.

400/132KV LINE PROTECTION

The following protection is proposed for 400KV/132KV transmission lines:

i) Numerical full scheme distance protection suitable for use with any communication scheme.
ii) Auto-recloser relays of microprocessor based design.
iii) Local Breaker back-up protection.
iv) Over voltage protection.
v) Disturbance recorder.

14. HT & LT POWER SUPPLY FOR AUXILARIES OF GENERATING UNITS

Each generator bus duct is proposed to be tapped at 13.8 KV side and connected to a 13.8KV/0.4 step down transformer for feeding the various auxiliaries of the generating unit. The capacity of the Unit Auxiliary transformer shall be of 1000KVA. The unit auxiliaries system is proposed to feed by two independent sources. One derived from the generating unit and the other from the station busbars, supplying station services as well as providing standby for the Unit Auxiliaries. The rating of the transformer is chosen large enough so as to cater to the needs of running unit and station auxiliaries standby supply Station services are proposed to be fed from two nos. 1 MVA 33/0.4 KV transformer in the switchyard. Besides, colony supply shall be provided from the 33KV sub-station in future.

The 415V switchyard shall be indoor type with IP-52 protection level fully draw out type with Air break Circuit Breaker and aluminium bus bars.

15. 11KV BUS DUCT AND PANELS

Four sets of 13.8 KV 10,000 Amp. Isolated phase bus duct and generator terminal cubicles are proposed in the power station.

The connections on the 13.8KV side of the transformers are proposed to be done by top off from the isolated bus ducts. The 13.8 KV incoming generator terminal cubicle shall include tappings for unit Auxiliary transformer and excitation transformer by suitable bus work.

The equipments shall be complete with all bus work connections as required for 13.8 KV cubicle, 13.8KV VTs, Generator Neutral cubicle. Auxiliary Transformer Cubicle, etc.

16. DEWATERING SYSTEM

Two numbers of vertical shaft, axial flow deep well multistage turbine pumps of submerge type with motors are proposed to pump out the water from the dewatering sump to the tail pool.

17. RAIN WATER DRAINAGE SYSTEM

Rainwater drainage system will receive rainwater from the area surrounding the powerhouse. The rainwater will be collected in sump through various drains/pipes, embedment etc. The discharge from each transformer is proposed to be connected to a common header, which will also open in to drainage sump receiving rainwater. The system shall comprise of 3 nos. of vertical shaft axial flow turbine pumps, pipe control panels etc.

नार्थ ईस्टर्न इलेक्ट्रिक पावर कॉर्पोरेशन नई दिल्ली
NEEPCO
North Eastern Electric Power Corporation New Delhi

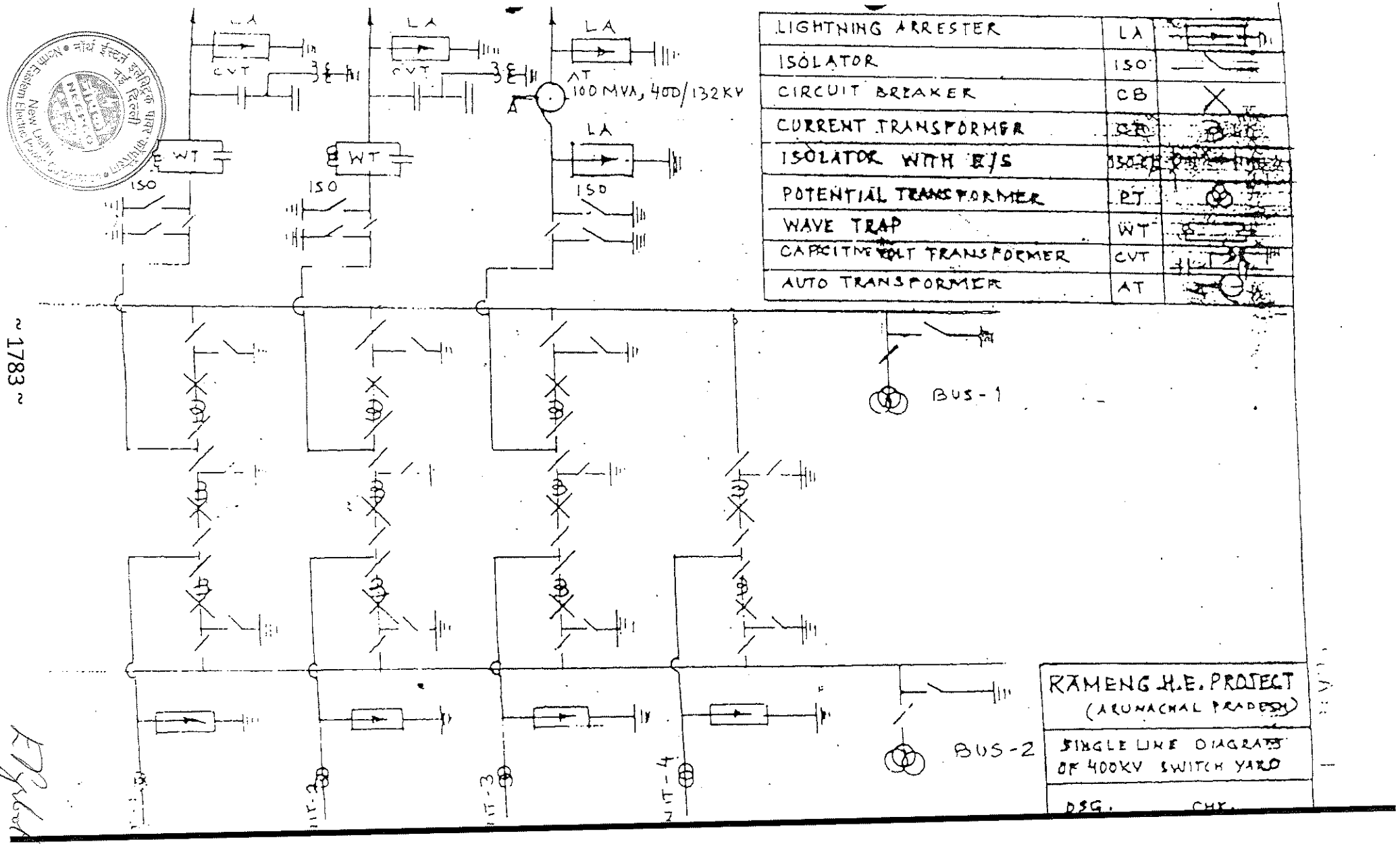
LIGHTNING ARRESTER LA
ISOLATOR ISO
CIRCUIT BREAKER CB
CURRENT TRANSFORMER CT
ISOLATOR WITH E/S
POTENTIAL TRANSFORMER PT
WAVE TRAP WT
CAPACITIVE VOLT TRANSFORMER CVT
AUTO TRANSFORMER AT
LA
CVT
WT
ISO
AT
100 MVA, 400/132 KV
BUS-1
BUS-2
RAMENG H.E. PROJECT
(ARUNACHAL PRADESH)
SINGLE LINE DIAGRAM OF 400KV SWITCH YARD
DSG.
CHK.

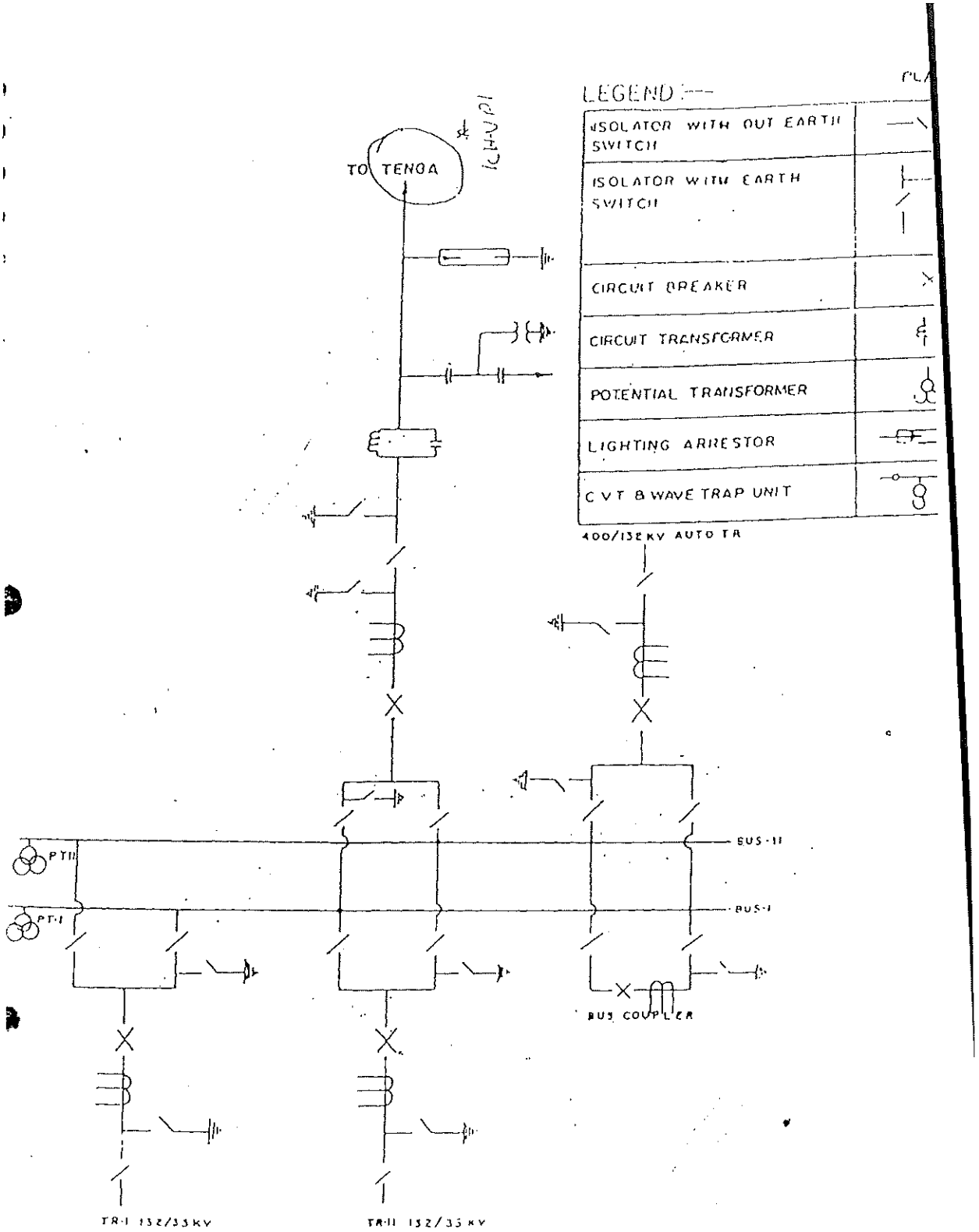

SINGLE LINE DIAGRAM OF 132 KV KAMANG (DOUBLE MAIN BUS ARRANGEMENT)

NORTH EASTERN ELECTRIC POWER CORPORATION LTD.

DESIGNED BY | CHECKED BY
DRAWN BY | RECOMMENDED BY
TRACED BY | APPROVED BY

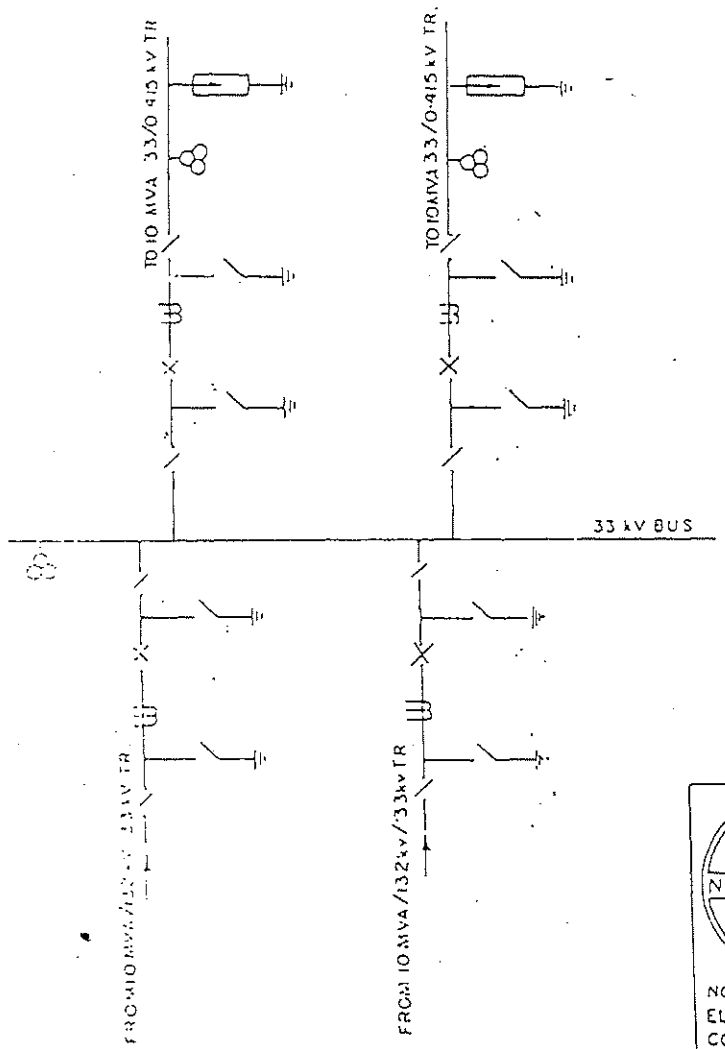

LEGEND —

CIRCUIT BREAKER	x
ISOLATOR WITHOUT EARTH SWITCH	
ISOLATOR WITH EARTH SWITCH	
C.T.	
P.T.	
LIGHTNING ARRESTER	

NEEPCO	33 kV SUB-STATION AT KAMENG SINGLE LINE DIAGRAM OF KAMENG HYDRO ELECTRIC POWER PROJECT	
NORTH EASTERN ELECTRIC POWER CORPORATION LTD.	Designed by:	Checked by:
	Drawn by:	Recommended by:
	Traced by:	Approved by:
SHILLONG	DATE. 18.8.99	DRG NO-GM(EX)ant/99-285

North Eastern Electric Power Corporation Limited
Shillong

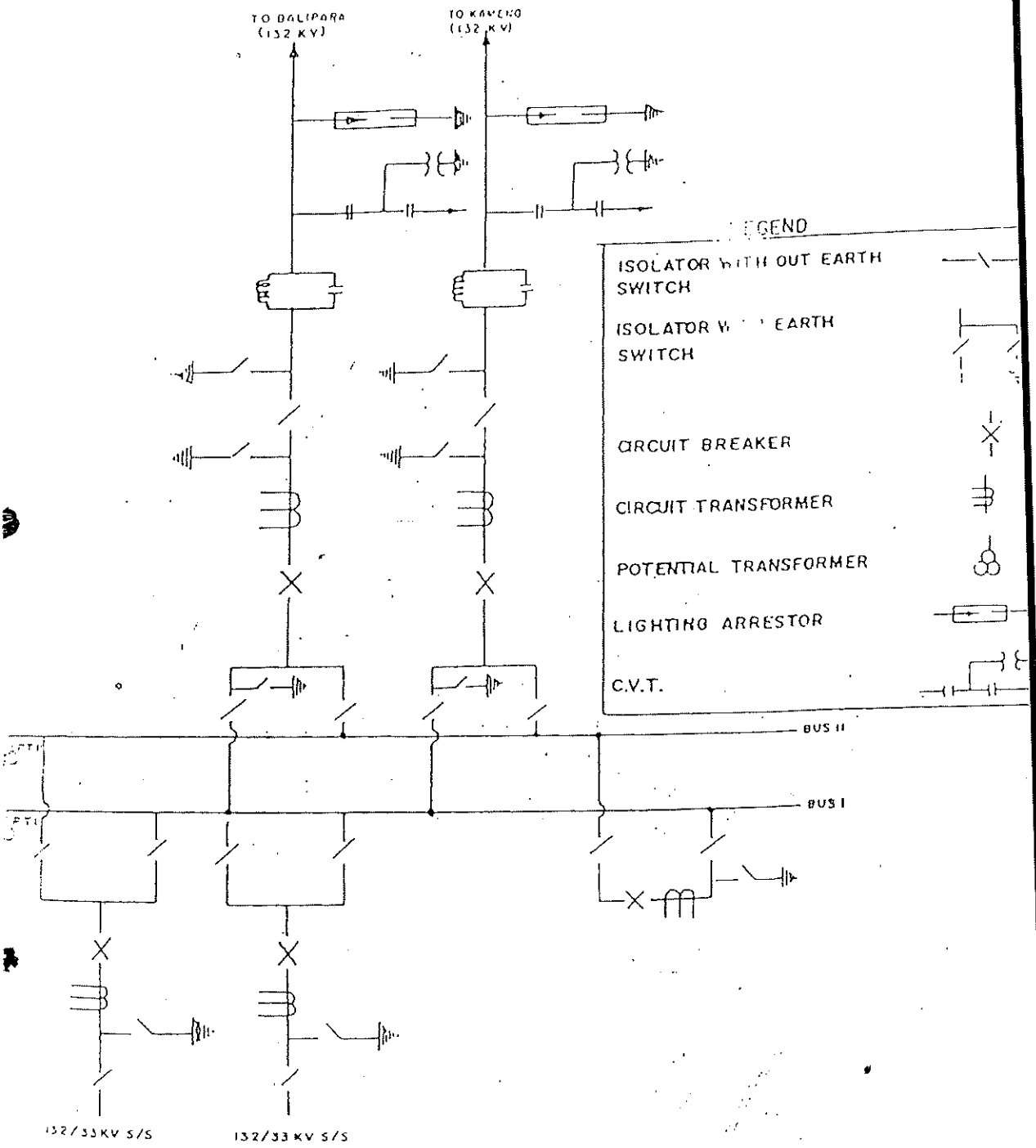

132 KV TENGA SUB STATION

(SINGLE LINE DIAGRAM OF KAMENG HYDRO ELECTRIC POWER PROJECT) ARUNACHAL PRADESH.

N.E.E.P.C.O

NORTH EASTERN ELECTRIC POWER CORPORATION LTD.

DESIGNED BY:	CHECKED BY
DRAWN BY	RECOMMENDED BY
TRACED BY:	APPROVED BY

SHILLONG

PLATE 5

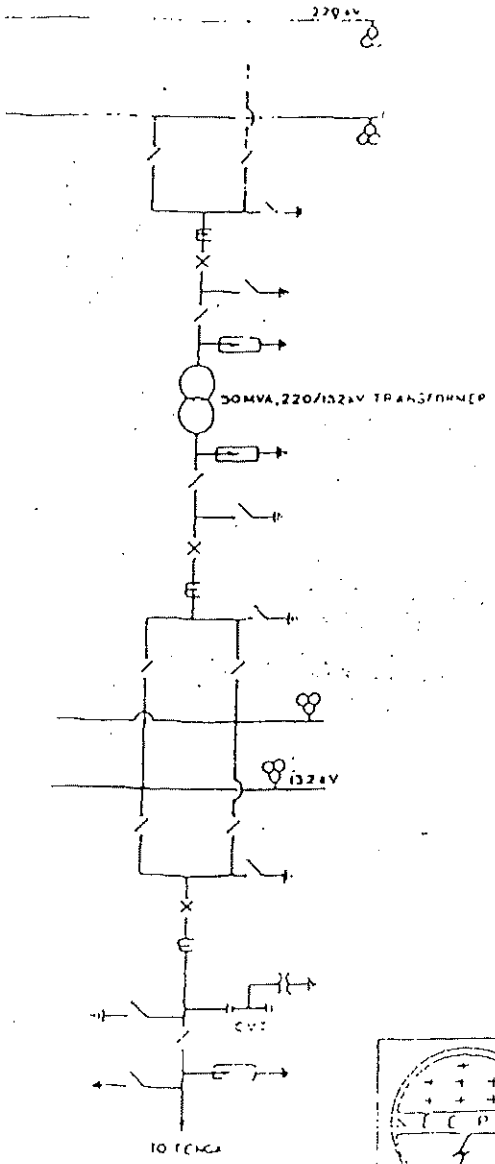

LEGEND –

CIRCUIT BREAKER	
ISOLATOR WITH EARTH SWITCH	
ISOLATOR WITHOUT EARTH SWITCH	
C T	
BUS P T	
LIGHTNING ARRESTOR	
C V T	

NORTH EASTERN ELECTRIC POWER CORPORATION LTD

AUGMENTATION OF 220 kV SUB STATION AT BALIPARA

नई दिल्ली
New Delhi
North Eastern Electric Power Corporation

CENTRAL ELECTRICITY AUTHORITY
HYDRO APPRAISAL DIVISION

Subject: Feasibility Report for Kameng HEP (4x150 MW) - Arunachal Pradesh (Est. Cost Rs. 244420.0 lakhs + Rs. 41024.0 lakhs IDC) - Comments on Transmission System

The report has been examined and comments on transmission system are as under:-

1. The feasibility report envisages installation of 4 units of 150 MW at Kameng HEP station in Arunachal Pradesh. Power is proposed to be stepped up to 400 KV through 13 nos. 60 MVA, 11/400 KV generator transformers, which is in order.

2. For evacuation of 600 MW of power from Kameng HEP, the following transmission system has been considered as mentioned on page-57 of the report.

i)	Kameng - Balipara	400 KV D/C
ii)	Kameng - Balipara Via Bhalukpung	220 KV D/C

The above transmission system is not in line with the already approved following transmission system, which was approved along with Generation Scheme in April, 1991 for an Estimated Cost of Rs. 1160.60 crores (Generation Rs. 1112.87 crores, Transmission Rs. 47.73 crores including IDC).

i)	Kameng - Balipara	400 KV D/C	60 Kms.
ii)	Kameng - Bhalukpung	220 KV S/C or D/C	40 Kms
iii)	Bhalukpung-Balipara	220 KV S/C or D/C	50 Kms
iv)	Bhalukpung S/S	220/132 KV	2x50 MVA
v)	400 and 220 KV bay extensions at Balipara sub-station		

3. NEEPCO have submitted an updated cost for civil and electrical works based on June, 1999 level at an estimated cost of Rs. 2874.52 crores including IDC. The details of electrical works and the SLD of the switchyard have not been furnished. Project authorities may be advised to furnish these details.

4. The already sanctioned transmission system in April 1991 was reviewed based on subsequent studies and discussions held with POWERGRID, Arunachal Pradesh and MOP. Based on these discussions the following

नॉर्थ ईस्टर्न इलेक्ट्रिक पावर कॉर्पोरेशन नई दिल्ली
North Eastern Electric Power Corporation New Delhi

transmission system was found to be most suitable and PGCIL were advised to submit the modified transmission scheme report

i) Kameng – Balipara 400 KV D/C
ii) Kameng – Tenga - Balipara 132 KV S/C
iii) Balipara S/S 220/132 KV 1x50 MVA
iv) Tenga S/S 132/33 2x10 MVA
v) 400 KV & 132 KV line bay extension at Balipara sub station

5. It would be required to cover a 400/132 KV, 1x100 MVA main transformer in the generation switchyard of Kameng. Project Authorities may be advised to include the cost of 400/132 KV, 1x100 MVA transformer and associated bays

6. Since all the T&T works are to be executed by PGCIL, but in the MOU it has been stated that NEEPCO would construct a 132 KV S/S at Tenga along with transmission lines from Tenga to Kameng for construction power requirement. This needs to be sorted out between NEEPCO & PGCIL

7. On page 5, it has been stated that for construction power requirements at Bichom, Tenga and Kimi, three nos. Diesel Power House with 4x500 MW sets would be constructed. The capacity unit may be corrected

8. On page 11, it has been stated that the project has been included in the Ninth Five Year Plan, but as per revised generation programme furnished by the Planning Wing of CEA, the project has been included in the Tenth Five Year Plan. This needs to be reconciled

9. Based on the above changes, project authorities may be advised to modify the Project Report

Kameng

COST ESTIMATE OF KAMENG HYDRO ELECTRIC PROJECT
ELECTRO-MECHANICAL WORKS
(ABSTRACT OF COST)

Price Level March'04

Sl. No.	Items	Amount (Rs. in Lakhs)
1	2	3
1	Preliminary (Annexure-I)	9548.21
2	Generating Plant & Equipment	
	a) Generator, turbine & accessories (Annexure-II)	27237.88
	b) Auxiliary electrical equipment for power station (Annexure-III)	6366.27
	c) Auxiliary equipment and services for Power Station (Annexure-IV)	1461.11
	d) Central sales tax on 2[a], [b] & [c] @ 4%	1402.61
	e) Transportation, handling and insurance charges @ 6% of 2 [a], [b] & [c].	2103.92
	f) Erection and commissioning charges @ 8% of 2[a], [b] & [c].	2805.22
	(Total Generating Plant & Equipment)	41377.00
3	a) Substation equipment and auxiliary equipment and service for switchyard (Annexure-V).	2358.90
	b) Central sales tax at @4% of 3[a].	94.36
	c) Transportation,handling and insurance charges @ 6% of 3[a].	141.53
	d) Erection and commissioning charges @8% of 3(a).	188.71
	Total (Substation equipment & auxiliary equipment & service of switchyard).	2783.51
4	Total (item 1+2 + 3)	53708.72
5	Establishment @ 6% of item 4 (Excluding Preliminary)	2649.63
6	Audit and account charges @ 1% of item 4 & 5 Above).	563.58
	GRAND TOTAL (8+9+10+11)	56921.93

Note:

1	Rate of escalation for 12 months	:	4.24%
2	Rate of escalation for 9 months(July'03 to March'04)	:	3.18%

ANNEXURE-I

COST ESTIMATE OF KAMENG HYDRO ELECTRIC PROJECT
ELECTRO-MECHANICAL WORKS
PRELIMINARY

Price Level March'04

Sl. No.	Description	Rate	Quantity	Amount (Rs.in Lakhs)
1	2	3	4	5
1	Consultancy charges / studies	LS		500.00
2	Model test & field test	LS		200.00
3	Construction power, telephone etc. as per Annexure-B1			8848.21
	TOTAL			9548.21

नार्थ ईस्टर्न इलेक्ट्रिक पावर कॉर्पोरेशन नई दिल्ली
NEEPCO
New Delhi
North Eastern Electric Power Corporation

ANNEXUR

COST ESTIMATE OF KAMENG HYDRO ELECTRIC PROJECT

ELECTRO-MECHANICAL WORKS

Price Level March

(GENERATOR, TURBINE & ACCESSORIES)

Sl. No.	Item Particulars	Qty.	Rate (Rs. Lakhs)	Amount (Rs. Lakhs)	Excise duty 16%	Total (Rs. Lakh
1	2	3	4	5	6	7
1	(a) Supply of 4 x 150 MW 428.6 rpm, 480 m head vertical shaft Francis turbine with matching 11 kV, 150 MW 0.9 PF, 50 Hz, generating sets including MIV, excitation system, AVR/centralised lubrication system, oil leakage unit, HP/LP compressed air system unit control board, auto synchroniser and auto sequencer, DAS, Co2 fire equipment, drainage and dewatering system cooling water system and other related control panels, associated instrumentation etc. and 11 kV, 10,000 amps IPB along with terminal equipment NG cubicle, 11kV LAVT cubicle.	600 MW	3611.30 per KW	21667.80	3466.85	25134
	(b) 2 nos. penstock butterfly valves of 4000 mm dia.	2	309.54 per Unit	619.08	99.05	718.1
	(c) Lube oil & turbine oil first filling.	LS		77.39	12.38	89.7
2	Spares Including one spare runner @5% of (a&b) above.			1114.34	178.30	1292.6
3	Spares @ 3% of (c) above.			2.32	0.37	2.69
	TOTAL			23480.93	3756.95	27237.88

III

ANNEXURE-II

COST ESTIMATE OF KAMENG HYDRO ELECTRIC PROJECT
ELECTRO-MECHANICAL WORKS
(Auxiliary Electrical Equipment for Power Station).

Price Level March'04

Sl. No.	Item Particulars	Qty.	Rate (Rs. Lakhs)	Amount (Rs. Lakhs)	Excise duty 16%	Total Rs lakhs
1	2	3	4	5	6	7
1	11/400kV, 1 Ø, 50Hz, 60 MVA Generator transformer along with all accessories & first filling of oil.	13	154.77 (Rs. 275 per kVA)	2012.01	321.92	2333.93
2	400/132 kV, Auto transformer 1 Ø, 100/3 MVA.	4	65.34 (Rs. 250 per kVA)	261.38	41.82	303.20
3	132/33kV, 10 MVA 3 Ø, Transformer.	2	36.11 (Rs. 400 per kVA)	72.23	11.56	83.78
4	33/0.415 kV 10 MVA.	2	36.11 (Rs. 400 per kVA)	72.23	11.56	83.78
5	Unit auxiliary transformer 11/0.415 kV, 1000kVA, 3 Ø, 50 Hz.	4	10.32 (Rs. 800/ kVA)	41.27	6.60	47.88
6	LTAC switchgear for aux. supply to power house and outdoor switchyard.	1set	206.36	206.36	33.02	239.38
7	Control & Relay Panel for 400kV, 132kV & 33kV system SCADA System.		1547.70	1547.70	247.63	1795.33
8	Batteries, Battery charging equipment, DCDB with DC switchgear.					
	(a) 220 V DC	2 set	103.18	206.36	33.02	239.38
	(b) 48 V DC	2 set				
9	Telecommunication equipments.					
	(a) Power station communication 48 lines EPABX & PA system) & WT lines.	1 set		72.23	11.56	83.78
	(b) VSAT communication	One location		51.59	8.25	59.84
10	Diesel Generating set (rating 2x750kVA) in addition to construction power including diesel storage tank, etc.	2 sets	61.91	123.82	19.81	143.63
11	Power & Control Cables for PH, Transformeryard & switchyard as per Sheet-A-1.	LS		309.54	49.53	359.07

North Eastern Electric Power Corporation New Delhi

Contd- Annx → III

Sl. No.	Item Particulars	Qty.	Rate (Rs. Lakhs)	Amount (Rs. Lakhs)	Excise duty 16%	Total Rs lakhs
1	2	3	4	5	6	7
12	Cable racks & trays	LS		51.59	8.25	59.84
13	Power House earthing & Materials.	LS		103.18	16.51	119.69
14	Illumination of power house & switchyard etc.	LS		154.77	24.76	179.53
15	Testing & Lab. Instruments as per Annexure-C-I.			61.91	9.91	71.81
	Sub-total (Item 1 to 10)			4667.16	746.75	5413.91
16	Spares for items 1 to 10 @3%.			140.01	22.40	162.42
	TOTAL			5488.16	878.11	6366.27

नॉर्थ ईस्टर्न इलेक्ट्रिक पावर कॉर्पोरेशन नई दिल्ली
NEEPCO
New Delhi
North Eastern Electric Power Corporation

ANNEXURE-IV

COST ESTIMATE OF KAMENG HYDRO ELECTRIC PROJECT

ELECTRO-MECHANICAL WORKS

(Auxiliary equipment & services for Power Station (E/M Works).

Price Level March'04

Sl. No.	Item Particulars	Qty.	Rate (Rs. Lakhs)	Amount (Rs. Lakhs)	Excise duty 16%	Total (Rs. Lakhs)
1	2	3	4	5	6	7
1	(a) Electric Overhead travelling crane (Main Hoist 175MT & Aux. Hoist 30MT).	2 nos.	180.57	361.13	57.78	418.91
2	Electric lift & elevators.	2nos	20.64	41.27	6.60	47.88
3	Fire fighting equipment for power house, transformers, cable gallery & detection & alarm system.	LS		154.77	24.76	179.53
4	Ventilation & air conditioning Power House & Control Room.	LS		154.77	46.43 (30% excise duty)	201.20
5	Transformer oil filtration & oil storage plants, piping etc. & turbine oil purification plant.	LS		51.59	8.25	59.84
6	Filtered Water for Power house	LS		15.48	2.48	17.95
7	Workshop equipment	LS		51.59	8.25	59.84
8	Special T & P as per Annexure-C	LS		386.93	61.91	448.83
9	Sub total of item 1 to 6			779.01	124.64	903.65
10	Spares for item 1 to6 @ 3%.			23.37	3.74	27.11
	TOTAL			1240.89	220.21	1461.11

V

ANNEXURE-

COST ESTIMATE OF KAMENG HYDRO ELECTRIC PROJECT

ELECTRO-MECHANICAL WORKS

(Sub-station Equipments & Aux. Equipment & Service for Switchyard)

Price Level March'04

Sl. No.	Item Particulars	Qty.	Rate (Rs. Lakhs)	Amount (Rs. Lakhs)	Excise Rate 16%	Duty Amount	Tota (Rs. Lakhs)
1	2	3	4	5	6	7	5+7
1	(A) 400 kV Switchyard Equipment.						
	(a) 400 kV Circuit Breaker	11	49.53	544.79		87.17	631.96
	(b) 400 kV Isolators without earth switch.	11	5.16	56.75		9.08	65.83
	(c) 400 kV Isolators with earth switch (inc. single & double).	16	7.22	115.56		18.49	134.05
	(d) 400 kV current transformer	36 (33+3)	6.19	222.87		35.66	258.53
	(e) 400 kV capacitive voltage transformer.	14	6.19	86.67		13.87	100.54
	(f) 360 kV lightning arrester.	24 (21+3)	2.15	51.51		8.24	59.75
	g) Wave trap		6.19	6.19		0.99	7.18
	(B) 132 kV Switchyard Equipment.						
	(a) 132 kV circuit breaker	5	11.66	58.30		9.33	67.62
	(b) 132 kV Isolator without earth switch.	5	2.06	10.32		1.65	11.97
	(c) 132 kV Isolator with earth switch (incl. Single & double).	9	2.79	25.07		4.01	29.08
	(d) 132 kV current transformer	18 (15+3 spare)	1.77	31.94		5.11	37.06
	(e) 132 kV potential transformer/CVT.	10 (6+4 spare).	1.60	15.99		2.56	18.55
	(f) 120 kV lighting arrester.	15 (12+3 spare)	0.75	11.29		1.81	13.09
	(C) 33kV Switchyard Equipment.						
	(a) 33 kV Circuit Breaker	4	5.16	20.64		3.30	23.94
	(b) 33 kV Isolator without earth switch.	0	0.52	0.00			
	(c) 33 kV Isolator with earth switch.	8	0.62	4.95		0.79	5.75

Sl. No.	Item Particulars	Qty.	Rate (Rs. Lakhs)	Amount (Rs. Lakhs)	Excise Rate 16%	Duty Amount	Total (Rs. Lakhs)
1	2	3	4	5	6	7	5+7
	(d) 33 kV current transformer 1Ø.	15 (12+3 spare)	0.52	7.74		1.24	8.98
	(e) 33 kV potential transformer 1Ø.	10 (9+1 spare).	0.52	5.16		0.83	5.98
	(f) 33 kV lightning arrester.	15 (12+3 spare)	0.54	8.05		1.29	9.34
	(g) Post Insulator	LS		90.00		14.40	104.40
2	PLCC equipments	2 set	20.64	40.00		6.40	46.40
3	Switchyard galvanised steel structure including structure for mounting sub-station equipment & nuts and bolts.	420 MT	0.36 MT	151.67		24.27	175.94
4	Bus-bar, jumper, connector insulator & hardware.	LS		208.50		33.36	241.86
	TOTAL		1773.96				
5	Fencing & gates.	LS		51.59		8.25	59.84
6	Switchyard grounding including earth mat risers, shielding etc.	LS		103.18		16.51	119.69
7	Transformer track.	LS		51.59		8.25	59.84
9	Spares for items @3% (1 to 4)			53.22		8.52	61.73
	TOTAL			2033.54		325.37	2358.90

उत्तर पूर्वी इलेक्ट्रिक पावर कॉर्पोरेशन नई दिल्ली NEEPCO New Delhi North Eastern Electric Power Corporation

ANNEXURE-A1

Sl no:	Description	Qty
	1.1 KV grade FRLS Alluminium Cable	
1	3.5x400 sq.mm	4km
2	3.5X240 sq.mm	4km
3	3.5x120 sq.mm	4km
4	3.5x50 sq. mm	4km
5	3x150 sq. mm	4km
6	3x6 sq. mm	4km
7	2x50 sq.mm	4km
8	2x16 sq.mm	4km
9	2x6 sq.mm	4km
	11KV FRLS & XLPE Alluminium cable	
1	1X630 sq.mm	1 Km
2	3x150 sq.mm	1 km
	Copper Control cable 1.1 KV grade	
1	4x2.5 sq.mm	15 km
2	7x2.5 sq.mm	15 km
3	10x2.5 sq.mm	15 km
4	14x2.5 sq.mm	15 km
5	3x6 sq.mm	15 km
6	5x4 sq.mm	15 km
7	5x6 sq.mm	15 km

उत्तर पूर्वी क्षेत्रीय विद्युत शक्ति निगम लिमिटेड
नई दिल्ली
NEEPCO
North Eastern Electric Power Corporation
New Delhi

Annexure-B1

COST ESTIMATE FOR CONSTRUCTION POWER FOR 4 X 150 MW KAMENG HYDRO ELECTRIC POWER PROJECT.

Price Level March'04

Sl. No.	Description	Qty.	Rate (Rs. Lakhs)	Amount
1	2	3	4	5
1	132kV S/C line from Balipara to Kameng via Tenga (Annexure-I).	80 Km	Contract agreement signed with Powergrid on Feb 2002 for tems (I) and (2) for an amount shown in column (5)	
2	(a) 132/33kV substation at Tenga (as per Annexure-II).			3932.00
	(b) Augmentation of 220/ 132 substation at Balipara (Annexure-IIA).			100.08
3	33kV line from Bichom to Tenga (10km) and Tenga to Kimi (10km) (Annexure-III).	20 Km		196.87
4	630KVA, 33/0.415kV Sub-station at (As per Annexure-IV).	18 Nos.	10.94	26.00
5	250KVA 33/0.415 kV Sub-station at (As pr Annexure-V).	7 Nos.	3.71	500.42
6	33kV line to different Sub-station.	100 Km.	5.00	86.67
7	5-wire, 415LT line (Annexure-VI).	30 Km.	2.89	
8	Diesel Power House at			
	(i) Bichom		665.51	665.51
	(ii) Tenga		665.51	665.51
	(iii) Kimi		665.51	665.51
	(As per annexure-VII).			
9	Telephone line with Exchange (Annexure-VIII).	L.S.		62.73
			Total =	6901.31
	Cost of P.O.L			1084.23
	O & M charges @ 2.5 % per annum on Rs 6901.31 for 5 years			862.66
	Total cost of construction power			8848.21

ANNEXURE –D

CONSTRUCTION POWER FOR 4 X 150 MW KAMENG HYDRO ELECTRIC POWER PROJECT.

1.0 POWER AND ENERGY REQUIREMENT

The construction power including colony of NEEPCO and contractors to the tune of 8950KW and energy to the tune of 110.9 MU shall be required for construction of Kameng Hydro Electric Project. The requirement of energy is calculated considering 5 years of actual execution, excluding 2 years of pre-execution period.

2.0 LOAD DEMAND AT VARIOUS SITES

2.1 BICHOM DAM AND DIVERSION TUNNEL

The total construction power requirement for Bichom Dam and Diversion Tunnel site shall be 450 HP or 335.7 KW. A 2x630 KVA, 33/0.415KV transformer with power supply from 33KV Bichom sub station shall meet the load. Considering 50% load factor, the energy requirement will be 2.06 MU.

The total power requirement for Bichom dam construction site shall be about 1550 HP i.e. 1150.3HP i.e. 1360 KVA. The power shall be met by 2x630KVA, 33/0.415KV transformers fed from 33KV Bichom substation and the energy requirement for the dam would be 16.56 MU.

2.2 TENGA DAM SITE

Same as 2.1 above.

2.3 BICHOM-TENGA LINK TUNNEL

A 250KVA transformer shall be required to meet about 150 to 220 KW connected load of welding set, compressors, shaping machine, lathe machine, cold bending machine, illumination etc. and the energy requirement would be about 15.77 MU.

2.4 TENGA-KIM HEAD RACE TUNNEL

The energy requirement for this work will be around 14.39 MU.

2.5 SURGE SHAFT

The power shall be met from 33KV Kimi Sub station and the energy requirement shall be 0.72 MU.

2.6 QUARRY

The total energy requirement for quarry shall be 11.52 MU.

उत्तर पूर्वी विद्युत शक्ति निगम लिमिटेड नई दिल्ली
North Eastern Electric Power Corporation New Delhi

2.7 POWERHOUSE AND SWITCHYARD

The total energy requirement shall be 5.76 MU.

2.8 COLONIES

2.8.1 DEPARTMENTAL COLONIES

In each site at Bichom, Tenga and Kimi, 50 units of accommodation is considered at Khupi, 725 units of accommodation is proposed for executive, supervisors and assistants of NEEPCO and these officers/staffs shall be posted for a period of abut 5 years. The connected load at these locations shall be as under :-

	AREA	CONNECTED LOAD	LOAD FACTOR	ENERGY REQUIREMENT
1.	At Khupi a) Quarter b) Water Supply c) Street Lighting	 725x1.5KW = 1087.5KW 200 KW 10 KW	 50%	13.26 MU
2.	At Bichom a) Quarter b) Water Supply c) Street Lighting	 50x1.5KW = 75KW 50 KW 1 KW	 50%	
3.	At Tenga a) Quarter b) Water Supply c) Street Lighting	 50x1.5KW = 75KW 50 KW 1 KW	 50%	
4.	At Kimi a) Quarter b) Water Supply c) Street Lighting	 50x1.5KW = 75KW 50 KW 1 KW	 50%	

Based on the above, the connected load at Khupi shall be 1297.5 KW which shall be met from 33 KV Tenga Sub-station by 2x630KVA, 33/0.415 Transformer and for other areas shall be met form 33/0.415KV, 250KVA Transformer provided in the DPH which has required capacity to accommodate this load.

2.8.2 CONTRACTOR's COLONY

2000 units of labour dwellings are considered at each of the 3 sites i.e. Dam site at Bichom, dam site at Tenga and Power House site at Kimi. In addition to the above, 40 dwelling units for supervisory and executive staff are considered in each of the 3 sites. The average load in each dwelling unit for labour is considered about 0.1KW, for executives 2 KW, for water supply 100KW and for street lighting 20KW and for 5 years the total requirement shall be approximately 12.24 MU.

NEEPCO
North Eastern Electric Power Corporation
New Delhi

While calculating energy consumption, it is considered that electricity shall not be used for cooking purpose, for which cooking gas shall be arranged.

The total requirement of power & energy and transformer capacity is given in Annexure A-1.

3.0 METERING

All metering shall be at the 33KV sub-stations for individual feeders. In case, power is given to different contractors from a common feeder, the metering shall be done at LT end.

4.0 SOURCE OF CONSTRUCTION POWER

The construction power shall be made available from the existing 400/220KV sub-station at Balipara of PGCIL. For this purpose, one 220/132KV, 50 MVA transformer with associated bays at Balipara and 132KV line from Balipra to Tenga synchronizing with requirement of power for construction activities shall be constructed. The line shall be extended to Kameng later on for evacuation of power. Besides, to meet standby power, 4x625KVA DG set shall be installed in three load centres.

5.0 SUB-STATIONS

One no. 2 x 10 MVA, 132/33KV sub-station shall be constructed at Tenga and 2 nos 33KV sub station shall be constructed at Bichom and Kimi site.

6.0 33KV TRANSMISSION LINE

Power from Tenga to Bichom and Kimi shall be transmitted by 33KV S/C transmission line with ACSR "RACOON" conductor on galvanized steel tubular poles. At each site power will be received at 33KV sub-station from which 33KV line shall be drawn to individual load centre.

7.0 LT LINES

From each 33/0.415KV transformer, power shall be distributed by 4 or 5 wire, 415 V LT lines on galvanized steel tubular poles with all aluminum GNAT conductor.

8.0 STAND BY POWER

4X625KVA Diesel Power House is proposed at Tenga, Bichom and Kimi. The diesel Power House shall be near the 33KV sub-station. In each Diesel Power House, one no.35 Kilo-litre vertical Diesel Tank is considered for storage of fuel. The generation voltage of DG shall be 415 V which shall be stepped up to 33 KV through 630KVA transformer.

9.0 COST ESTIMATE

The cost estimate for construction power is prepared on the basis of July 2003 price of various electrical and mechanical equipment. The detailed cost estimate is given at Annexure-B1.

10.0 COST OF P.O.L

Of the total 110.90 MU of energy, 30% is considered to be available from DPH on account of outage of 132KV transmission line and the balance shall be available from the grid. The cost of POL for the energy to be made available from DPH shall be Rs.1084.23 lakhs (details are given at Annexure C1) in 5 years.

11.0 ENERGY COST

The entire energy shall be made available From Grid and DPH. It is considered that 30% of this energy shall be met from DPH in case of outage of 132KV transmission line. It is considered that actual utilization of construction power is for 5 years. Accordingly, cost of energy from DPH is given below :

a)	P.O.L.	=	Rs. 1084.23 lakhs
b)	O&M charges @ 2.5% per annum on Rs. 6809.80 lakhs	=	Rs. 851.23 lakhs
			Rs. 1935.46 lakhs

For the construction power of Kameng HEP, an agreement has been signed between NEEPCO and POWERGRID on 6th Feb, 2002 for turnkey execution of 132KV S/C Balipara-Khupi-Kimi line, substation at Tenga/Khupi and bay extension at Balipara substation at an estimated cost of Rs. 39.32 crores. This has been accounted for in the cost estimate.

ANNEXURE –C-II

P.O.L. COST FOR DIESEL POWER HOUSE

1.	Total energy requirement in 5 years	110.9 MU
2.	Energy requirement per year	22.18
3.	Standby energy to be generated from DPH (30%) per year	6.654
4.	Fuel requirement per year @ 3.2kwh/ltr	2078 klt/year
5.	Lubricant requirement per year @ 0.62 ltr/hr	9161.74 ltr/year
6.	Coolant requirement @ 0.50 ltr/hr	7388.5 ltr/year
7.	Cost of P.O.L per year (considering cost of diesel @ Rs.10.00/litre, cost of lubricant @ Rs.75.00/ltr and cost of coolant @ Rs.30/ltr	Rs.216.84 lakhs per year =(2078x1000x10)+(9161.74x75) + (7388.5x30)
8.	Cost of P.O.L in 5 years	Rs.1084.23 lakhs

Annexure-a

AGREEMENT

BETWEEN

POWERGRID CORPORATION OF INDIA LIMITED

&

NORTH EASTERN ELECTRIC POWER CORPORATION LIMITED

FOR

TURNKEY EXECUTION

OF

132 KV S/C BALIPARA-KHUPI-KIMI LINE,

SUBSTATION AT KHUPI

AND

EXTENTION BAY AT BALIPARA

FOR

CONSTRUCTION POWER OF KAMENG HEP OF NEEPCO

पचास रुपये

५०रु.

50RS

INDIA

FIFTY RUPEES

AGREEMENT

THIS AGREEMENT made this 6th day of February 2002 between North Eastern Electric Power Corporation Limited (NEEPCO), A Govt. Of India Enterprise, Brookland Compound, Lower New Colony, Shillong-793003 (hereinafter referred to as "Owner" or NEEPCO which expression shall include its administrators, successors, executors and permitted assigns) of the one part and Powergrid Corporation of India Ltd., A Govt of India Enterprise, a company incorporated under the Companies Act, 1956, having its Registered Office at B-9, Qutab Institutional Area, Katwaria Sarai, New Delhi – 110 016 (hereinafter referred to as "POWERGRID" which expression shall include its administrators, successors, executors and permitted assigns) of the other part.

WHEREAS, the Owner, has requested POWERGRID to execute the work of Turnkey Construction of:

132 KV S/C Balipara- Khupi- Kimi Transmission Line
132/33 KV Substation at Khupi
Extension Bay at Balipara

For Construction Power of Kameng HEP of NEEPCO (hereinafter referred to as "Project") and whereas POWERGRID has consented to execute the said work as Deposit Work on Cost Plus basis on behalf of the Owner on terms and conditions stipulated herein

NOW THEREFORE THIS DEED WITNESSETH AS UNDER: For the purpose of this Agreement the terms used herein shall unless repugnant to the context have the meaning assigned to them as under:

1.0 DEFINITIONS

Project shall mean 132 KV KHUPI Sub-station, Balipara Sub-station and 132 KV Balipara-Khupi-Kimi Transmission line.

1.1 i) "Sub-Station" shall mean 132 KV Khupi Sub-Station and / or Balipara Substation.

ii) Transmission Line shall mean 132 KV S/C Balipara- Khupi-Kimi Transmission Line

1.2 "Contractor" shall mean the Bidder whose bid is accepted by the POWERGRID for award of Contract for the total work or any part of the work of the Substation & Transmission Line resulting in a Contract and shall include such contractor's legal representatives, successors and permitted assigns.

1.3 "Sub-Contractor" means any person (other than the Contractor) named in the contract for any part of the works or any person to whom any part of the Contract has been sub-contracted with the consent of POWERGRID and the Sub-Contractor's legal successors in title but not any assignee of the Contractor.

1.4 "Site" shall mean and include the land & other places at which the Transmission Line, Sub-station and related facilities are to be constructed and any adjacent land, path etc., which may be allocated or used by the Owner/POWERGRID/Contractor in performance of work under this Agreement.

1.5 "Engineer" shall mean the officer of NEEPCO appointed in writing to act as co-ordinator for the purposes of this work.

1.6 "Project Manager" shall mean an officer nominated by POWERGRID in writing for Co-ordination of the various activities of POWERGRID such as Engineering, Contracts, Finance, Site Activities etc. for the purposes of this project.

1.7 "Equipment/Material" shall mean the equipment/material procured by POWERGRID for this work.

1.8 "Bid document" shall mean the documents prepared by POWERGRID, which consists of inviting tenders and awarding contract(s).

1.9 "Cost Plus" shall mean actual executed cost of the project plus the overhead charges @ 16% on the actual executed cost of the project.

1.10 Words denoting singular only shall also include plural and vice-versa wherever the context so requires.

2/13

2.0 SCOPE OF SERVICES

2.1 The scopes of services to be rendered by POWERGRID under the Agreement will be as under subject to specific exclusions as brought out in clause2.2 hereinafter

(i) The scope of work shall include Design, Engineering, Procurement, Erec-tion Testing and Commissioning and works incidental thereto for the Construction of:

A **Transmission Line**

a) Balipara- Nichiphu (Loop In- Loop Out)- Khupi 132 KV Single Circuit Transmission Line

b) Khupi- Kimi 132 KV Single Circuit Transmission Line (initially operated at 33KV level)

B **Extension of Substation at Balipara**

a) 2x 50 MVA, 220/132 KV Transformer at Balipara with associated bays
b) 1 No. of 132 KV line Bay for line to Khupi

c) 1 No. of 132 KV Bay for Bus Transfer.

C. **132/33 KV Sub-station at Khupi**

a) 2 Nos. of 132 KV line Bays – 1 No. of line to Balipara & 1 No. of line to Kimi (it would remain idle for time being)

b) 4x 5 MVA, single phase, 132/33 KV Transformer with associated bays

c) 1 No. of 132 KV Bay for Bus Transfer

d) 1 No. of 33 KV line bay at Khupi (for operating Khupi- Kimi portion at 33 KV)

ii) Preparation of all Bid documents including technical specifications and tender drawings.

iii) Invitation of Bids, evaluation of bids, pre-award discussions with the selected vendors and finalization of awards on behalf of Owner.

iv) Placement of orders/finalization of contract and issue of contract, all post contract co-ordination, inspection of materials at the manufacture's work/or at site and witnessing of testing of equipment/materials etc., and implementation of the

3/13

agreed quality assurance programme of the various manufacturers/contractors on behalf of Owner

v) Project Management including expediting to ensure supply of all materials and equipment in line with the agreed contract programme and supervision of all activities such as storage, handling of materials/equipment at site, erection testing and commissioning by the concerned contractors and making of progressive payment to the contractors on behalf of Owner subject to adequate funds being made available to POWERGRID by Owner from time to time.

vi) POWERGRID reserves the right to appoint any contractor for any specific job to ensure timely commissioning of the Sub-Stations and Transmission line in accordance with provision of clause 3.4.2 below.

However, all necessary assistance as may be reasonably requested by POWERGRID in this regard due to any unforeseen circumstances shall be rendered by Owner in the interest of project execution.

vii) Construction of Sub-Station Control Room Bldg., Fire Water Pump House, DG set Bldg. Water and Electricity facilities for construction purpose. The cost of the construction power and water facilities mentioned herein has not been included in the estimated cost as worked out in clause 4.0 of this agreement.

viii) Soil Investigation for the Sub-station site shall be carried out by POWERGRID as per specifications of POWERGRID and Leveling of the switchyard shall also be done by POWERGRID.

ix) Construction of switchyard fencing and gate and switchyard roads shall be done by POWERGRID.

x) Construction of approach roads and boundary wall for the sub-station.

xi) Liaison and follow up with Govt. bodies shall be done by POWERGRID. However all necessary assistance shall be provided by the Owner in the interest of timely project execution.

xii) At the cost of Owner, POWERGRID will take necessary action on behalf of NEEPCO (Owner) in obtaining the right of way, forest, environment and PTCC clearance and any other statutory clearance. Disbursement of crop / tree and forest compensation shall be done by POWERGRID on behalf of Owner. The above cost shall form part of project cost.

Any other works not enumerated above but incidental to the above works.

2.2 EXCLUSION FROM POWERGRID'S SCOPE OF WORK

i) Co-ordination with statutory Authorities including Gazette Notification other than Electrical Inspector under the Electricity laws. However, all assistance in this regard shall be extended by POWERGRID.

ii) Acquisition of land jointly identified by Owner and POWERGRID will be done by NEEPCO and handed over to POWERGRID for construction purposes.

iii) Arrangement of road passes for trucks and trailers if required within the State.

iv) Colony, Buildings, colony infrastructures and main/colony roads, which are excluded from the cost estimate of the Project.

3.0 WORKING PROCEDURE

3.1 POWERGRID shall execute the work as defined in clause 2.1 above to complete the work within the stipulated time frame. To enable POWERGRID to discharge their functions in a smooth and efficient manner, Owner shall issue necessary authorization in favour of POWERGRID to act on their behalf for the scope of services under this Agreement and also provide all other necessary documents required for this purpose including concessional sales-tax declaration forms duly filled in and signed. Owner shall also ensure prompt release of funds to POWERGRID to enable unhindered progress of work. It is clearly understood by the parties that POWERGRID shall not finance any portion of the work from their own funds at any time during the execution of various works.

3.2.1 To ensure proper coordination between POWERGRID and Owner for carrying out the works under the scope of this Agreement, both Owner and POWERGRID shall nominate their respective Project Managers who shall be the focal point for all matters relating to this Agreement.

3.2.2 The recovery of TDS under Sales Tax/ Income Tax related to this work shall be done by POWERGRID on behalf of the Owner. TDS so deducted shall be deposited with the relevant tax authorities and TDS certificate shall be issue d on behalf of the Owner using permanent account number and TDS account number of the Owner. Relevant challans and copies of TDS certificates shall be forwarded to the Owner for filing necessary returns.

3.3 POWERGRID shall issue the payment certificates on behalf of the Owner against this Project.

5/13

3.4 AWARD OF CONTRACT (METHODOLOGY)

3.4.1 For the purpose of execution of work for the scope of services under t Agreement, the entire work of the transmission line including substation sh be broadly based on the quantities indicated in the cost estimate and may divided into contract packages to be executed by various contractors.

3.4.2 These Contracts shall be awarded by POWERGRID on behalf of the Owner aft observing codal formalities in line with the works and procurement policy POWERGRID for timely execution of work.

4.0 PROJECT COST / OVERHEAD CHARGES

4.1 The work will be executed by POWERGRID on behalf of Owner on Cost Plus basi as indicated in the abstract cost estimate enclosed at Annexure -1

4.1.1 The actual cost shall be the cost of all equipment / services as paid to the contractors or any other agency as required under the various contracts to be placed by POWERGRID for executing the works. In case of urgent requirement of any equipment /material, POWERGRID may in consultation with NEEPCO, divert the material/ equipment from its own stores if available at rate of the Equipment received in the store + 2% per annum storage charges + 12.5% Supervision charges.

4.1.2 The cost of the works has been tentatively arrived at Rs. 39.32 crores after including 16 % overhead charges and 5% Service Tax on overhead charges. The list of works covered in the estimates cannot be considered exhaustive and hence the final cost including price variation etc will be as certified by POWERGRID based on the actual works executed.

4.2 OVERHEAD CHARGES

The overhead charges payable to POWERGRID for the deposit work as brought out in clause no 4.0 above shall be Rs. 5.39 crores which is 16% of presently estimated cost of works of Rs. 33.66 crores. While working out the overhead charges, actual executed cost of the works shall be considered which shall include cost towards forest, environment clearances, right of way, crop compensation / tree compensation and PTCC clearance. In case any further addition / change / revision in scope of POWERGRID's work is warranted, additional overhead charges as mutually agreed shall be payable.

If any equipment or machines are to be purchased other than those covered in the estimate shall be purchased only with the consent of the Owner. The cost of such equipment shall be borne by the Owner. These equipments will be maintained by

POWERGRID and handed over to the Owner on completion of the project in working condition.

4.3 TAXES and DUTIES.

The overhead charges indicated above does not include any taxes / duties. Service Tax (present rate of 5%) as applicable on the overhead charges is to be received by POWERGRID from the Owner for this work and shall be paid by NEEPCO to POWERGRID in addition to the overhead charges indicated above.

All present and future taxes / duties and any variation thereof levied by any act / notification of Govt. / Central Govt. arising out of this Agreement or Agreements between POWERGRID and its contractors / suppliers shall be to Owners account. The Owner shall pay the same directly to the concerned authorities or promptly deposit to POWERGRID in case POWERGRID is called upon to pay the same and this will constitute the component of project cost.

5.0 TERMS OF PAYMENT.

5.1 The payment to POWERGRID towards the execution of the Project under the scope of works and substation and transmission line will be made by owner as per the following.

i) 10% payment including corresponding overhead charges and taxes shall be released on acceptance of offer by NEEPCO or signing of Agreement which ever is later.

ii) Balance payment (along with corresponding overhead charges and taxes) envisaged, shall be released to POWERGRID on quarterly basis for payment to the contractor / POWERGRID, as they arise during the execution of the contract. For this POWERGRID will submit quarterly budget estimate and NEEPCO will ensure that the funds are released at least a month in advance before the commencement of the quarter so that the work does not suffer. POWERGRID shall also furnish a quarterly fund utilization status at the end of every quarter. It may be clearly understood that at no stage POWERGRID will utilize its own funds for the execution of this contract nor utilize NEEPCO's funds for the purpose other than this Contract.

iii) Any delay in release of funds by Owner shall automatically extend completion period.

7/13

6.0. TIME SCHEDULE

6.1. The entire work of construction and commissioning of project is to be completed within a period of 42 months from the date of payment of advance or signing of Agreement whichever is later.

If by reason of extra or additional work or any industrial dispute or any cause or causes outside of and beyond the reasonable control of POWERGRID and / or its contractors, the work is delayed or impeded, the delayed period shall be construed as automatic time extension.

6.2. The completion period is indicated in good faith and is subject to fulfillment of obligation on part of NEEPCO.

7.0 FACILITIES / INFORMATION TO BE PROVIDED BY OWNER.

7.1 All necessary information, data and facilities as may be required by POWERGRID in connection with services shall be promptly rendered by Owner under this Agreement.

7.2 The Owner shall give their views on all matters pertaining to this project as may be referred to by POWERGRID from time to time within a reasonable time which would normally not exceed 15 (fifteen) days and shall discharge faithfully all its obligations under this Contract.

8.0 FORCE MAEJURE

8.1 Force majeure is hereby defined as any cause which is beyond the control of POWERGRID or its contractors or Owner as the case may be, which they could not foresee or with a reasonable amount of diligence could not have foreseen and which substantially affects the performance of the work including, but not limited to natural phenomena including but not limited to floods, droughts, earthquakes and epidemics, etc.

a) Acts of any Government, domestic or foreign, including but not limited to war, declared or undeclared, priorities, quarantines, embargoes, etc.

b) Law and order situations leading to stoppage of execution of work, revolutions, riots, civil commotions, illegal strikes, including in the premises of the contractors

8.2.1 During the period of their inability to perform the services as a result of any event of force majeure, POWERGRID shall be entitled to continue to be paid under the terms of this contract. During the force majeure period, any extra expenditure that may have to be incurred by POWERGRID including reactivation of services, the same shall be settled by the Owner in favour of POWERGRID through mutual agreement.

8/13

Provided that the party affected shall within 30 (thirty) days from the occurrence of such causes , notify the other in writing of such causes and latest status of work.

8.2.2. POWERGRID or Owner shall not be liable for any delays in performing its obligation resulting from force majeure causes as referred to and/or defined herein above. The date of completion will be extended by corresponding period equal to the period of force majeure if the situation so warrants and by such period to be mutually agreed to by POWERGRID and Owner. Should one or both parties be prevented from fulfilling their obligations by state of force majeure lasting for a period of two months, the two parties shall consult each other and decide as to further course of action.

9.0 TAKING OVER

9.1 As soon as the works have been completed in accordance with the Agreement (except in minor respects that do not affect their use and or cause any serious risks) Owner shall issue a certificate to POWERGRID site in charge (herein called the taking over certificate) in which they shall certify the dates on which the works have been completed and passed commissioning tests if any.

9.2 The surplus materials and scraps if any after joint inspection of line and reconciliation of materials, will be handed over to the Owner on" as is where is basis" or disposed off as per mutually agreed terms after the works are completed. The wastage will be allowed as stipulated in the POWERGRID specifications. No deduction from POWERGRID's bill shall be made on account of scrap or wastage within the allowable limit. In case of wastage or scrap beyond the permissible limits, the cost is to be borne by POWERGRID.

9.3 Before handing over of the facilities, POWERGRID shall hand over the concerned drawings, test certificates, pre-commissioning tests results of power transformer, breaker, current transformer, Potential transformer etc. and copies of the approval of the statutory authorities to the Owner.

10.0 TERMINATION OF AGREEMENT

10.1 In the event when both the parties mutually agree to terminate the Agreement, on account of force majeure or any other reasons, the termination shall take effect from the date and time to be agreed upon mutually.

10.2. In the event of termination of this Agreement, compensation shall be paid to POWERGRID for all services performed by it up to the date of termination. In addition, POWERGRID shall be paid proportionately for such of those items of work, which has been partially completed and mutually agreed.

नॉर्थ ईस्टर्न इलेक्ट्रिक पावर कॉर्पोरेशन नई दिल्ली NEEPCO New Delhi North Eastern Electric Power Corporation

9/13

11.0 SETTLEMENT OF DISPUTE AND ARBITRATION.

11.1 Any dispute or difference arising out of this agreement shall be amicably settled between the parties.

11.2 In case of non-settlement of dispute or difference, the matter shall be within 30 (Thirty) days referred to arbitrator as per clause 11.3 herein below as provided in GOI Ministry of Energy DOP Letter no. 11/17/89/LIS(CT) Dtd. 02-08-1989 and its subsequent amendments thereof.

11.3 As per provision of the aforesaid circular dtd. 02-08-1989,

"In the event of any dispute or difference relating to the interpretation and application of the provisions of this agreement is not settled then the disputes or the differences shall be referred by either party to the arbitration of one of the arbitrators in the Department of Public Enterprises to be nominated by the Secretary to the Govt of India in charge of the Bureau of Public Enterprise. The Indian Arbitration Act, 1940 shall not be applicable to the Arbitrator under this clause. The award of arbitrator shall be binding upon the parties to the dispute, provided, however, any party aggrieved by such award may make a further reference for setting aside or revision of the award to the Law Secretary, Department of Legal Affairs, Ministry of Law and Justice, GOI. Upon such reference, the dispute shall be decided by the Law Secretary/ Additional Secretary, when so authorized by the Law Secretary, those decisions shall bind the parties finally and conclusively. The arbitrator shall give reasoned award. The parties to the disputes will share equally the cost of arbitration as intimated by the arbitrator."

However, the Indian arbitration Act, 1940 has been replaced by the Arbitration and Conciliation Act, 1996.

11.4 The venue of arbitration shall be as mutually decided by owner and POWERGRID.

11.5 If any litigation/ arbitration cases crop up due to various contracts orders placed by POWERGRID, in execution of the work, POWERGRID shall resolve the same themselves during pendency of this Agreement, the Owner shall provide necessary assistance if required. Cost of such litigation / arbitration and any liability arising out of the judgement /award thereof, if any, shall be borne by the Owner (NEEPCO) and POWERGRID shall in no way be responsible for the same.

12.0 DELAY IN COMPLETION

POWERGRID's standard provisions of LD/penalty due to delay in completion shall be kept in the contracts with various contractors engaged for this work. Under any eventuality the proceeds received from the contractor on account shall be passed on to Owner (NEEPCO).

10/13

13.0 WARRANTY

Suitable provision shall be incorporated in the suppliers/ Erectors/ Contractors empowering the Owner (NEEPCO) to operate the Bank Guarantees in case of requirement.

14.0 INSPECTION AND TESTING

POWERGRID shall issue suitable instructions to the suppliers to send inspection call endorsement to NEEPCO also and if they want they can also depute their representative to witness the inspection at their own cost.

15.0 SECURITY

Cost towards special security if necessary to be provided for execution of work shall be borne by the Oowner. Assistance if any required by POWERGRID for obtaining security from state shall be provided by the Owner.

16.0 AMENDMENT

This Agreement may be amended or modified if necessary by a written instrument signed by both the parties and the same shall be considered as an integral part of this document.

17.0 EFFECTIVE DATE

This Agreement shall be deemed to have come into force with effect from the date of receipt of deposit money in advance from Owner or signing of Agreement which ever is later. All rights, obligations and responsibilities of Owner and POWERGRID shall be deemed to have commenced and accrue from the above date.

18.0 NOTICE OF DEFAULT

Notice of default given by either party to the other party under this Agreement shall be in writing and shall be deemed to have been duly and properly served upon the parties hereto if it is delivered against acknowledgement or by registered mail with acknowledgment duly addressed to the signatories to this agreement at the address mentioned herein.

19.0 CORRESPONDENCE

19.1 All communications from owner to POWERGRID regarding Engineering, Design and related maters shall be addressed to Project Manager nominated by POWERGRID in writing for the purpose of this work.

11/13

412

Present Address for communication with POWERGRID.

The General Manger(Business Development Division),
POWERGRID Corporation Of India Ltd.
Hemkunt Chambers, 89, Nehru Place,
New-Delhi- 110019

Telephone no. 011-6471258, 6428193 (O)

19.2 **All communication from POWERGRID to NEEPCO shall be addressed to**

The Deputy General Manger (E),
Contracts, NEEPCO Ltd,
Brookland Compound, Lower New colony
Shillong – 793003.

Telephone – 0364-224596. (Office)

IN WITNESS WHEREOF the parties hereto have fully executed these present through their duly authorized representatives on the day, month and year mentioned above.

6.2.02

FOR POWERGRID CORPORATION OF INDIA LTD
(SUNIL KUMAR)
DGM (BDD)

FOR NORTH EASTERN ELECTRIC POWER CORPORATION LTD.

WITNESS

1 06/2/02 M.M. Gopalakrishnan, DGM (Engg-Ms)

2 वीरेन्द्र (चारुता) मु. प्र. (वी. सेवाएं). Powergrid Corp.

WITNESS

1 S. Chakraborty 06.02.02 Sr. M(F)CP, NEEPCO, SHILLONG

2 06.02.2002 (M. DEY) Sr. MGR(E), NEEPCO

12/13

Annexure- I

ABSTRACT COST ESTIMATE

BALIPARA- KHUPI- KIMI TRANSMISSION SYSTEM

S.NO	DESCRIPTION	AMOUNT (Rs. In Crores)
A	Preliminary & Civil Works (Annexure 1.1)	0.09
B	Land & Compensation (Annexure-1.1)	1.45
C	Civil Works (Annexure-1.1)	
	i) Infrastructure	0.68
	ii) Buildings	0.36
	iii) Colony	0.00
D	Equipment Cost	
	a) Trans. Lines (Annexure 1.2)	15.39
	b) Substation (Annexure 1.3)	15.69
E	**Total (A to D)**	33.66
F	Consultancy Fee @ 16 % (Against E)	5.39
	Service Tax @ 5% of F	0.27
	GRAND TOTAL	39.32

** Provision of Rs. 1.45 crores has been kept for cost of compensatory afforestation for 189 Ha. which includes payment already made by POWERGRID for afforestation of 136 Ha (to be reimbursed by NEEPCO). However actual payment towards PTCC, Crop and forest compensation will be made by NEEPCO.

13/13.

Annexure-b

Cost Estimate Per Km. for construction of 33 KV, Single Circuit line in Hilly Terrain with ACSR Raccoon

Sl. No.	Particulars	Quantity	Unit	Rate (Rs.)	Amount (Rs.)
1	Preliminary works, investigation, reconalssance survey.etc.	1	Km	2500	5500
2	Land	included in project		cost	
3	Detailed Survey	1	Km	3500	8500
4	11 Mtr. Steel tubular or pole 410-SP 60 conforming to IS 2713 Part-I to Part -III 1980 with base plate including two course of red oxide paint.	19	No.	7000	133000
5	33 Kv,70 KN Disc Insulator with all accessories	72	No.	415	29880
6	33 kv pin insulator with G.I. pin	30	Set	595	17850
7	Tension string fitting to suit ACSR Raccoon Conductor (6 / 4.09 - 1/4.09 mm)	24	Set	135	3240
8	Cross arm for :-				
	a) 33 kv single pole structure	5	Set	450	2250
	b) 33 kv double pole structure	3	Set	2000	6000
	c) 33 kvquadra pole structure	2	Set	4000	8000
9	Cross Bracing set :-				
	a) 33 kv double pole sructure	3	Set	2000	6000
	b) 33 kv quadra pole structure	2	Set	8000	16000
10	Stay set complete with all accessories	10	Set	920	9200
11	Clamp made of MS flat	38	No.	35	1330
12	Earthing set complete	2	Set	150	300
13	ACSR Raccoon Conductor	3.06	Km	40000	122400
14	Barbed wire	20	Kg.	18	360
15	33 kv Danger Plate	11	No.	15	165
16	Nut, Bolts & washers (Assorted)	60	Kg.	40	2400
17	G.I. Stranded wire 7/8 SWG	60	Kg.	40	2400
18	PG clamp suitable for weasel Conductor	24	No.	600	14400

Sl. No.	Particulars	Quantity	Unit	Rate (Rs.)	Amount (Rs.)
19	Total Cost of materials				389175
20	a) Transportation including head loading @ 13 % of 19				50592.75
	b) Insurance @ 1 % of 19				3891.75
	c) Sales Tax @ 4 %				15567
21	Sub total (19) + (20)				459226.5
22	Erection cost as per Appendix -I				31766.17
23	Total (21 + 22)				490992.67
24	Total cost of line per Km.				490992.67
			Say Rs.	4.85 lacs.	

Annexure-c

Cost Estimate for 630 kva, 33 / 0.415 kv sub-station for construction power

Sl. No.	Particulars	Quantity	Unit	Rate (Rs.)	Amount (Rs.)
1	630 KVA, 33/0.415 kv transformer	1	No.	735000	735000
2	33 Kv DO with gang switch	1	No.	4500	4500
3	33 KV LA	3	No.	5000	15000
4	415 v,400 Amp., Switch fuse unit	1	No.	11000	11000
5	415 v, 3 phase energy meter with CT	1	No.	3000	3000
6	11 Mtr. Tubular Steel Pole	4	No.	7000	28000
7	M.S. Channel 100x50x6x2500mm	8	No.	560	4480
8	M.S. Angle 65x65x6x1000mm	15	No.	185	2775
9	Nuts & Bolts	10	Kg.	60	600
10	Earthing	3	Set	300	900
11	Danger plate	2	No.	15	30
12	Paint	2	Ltr.	100	200
13	Foundation	1	m	6000	6000
14	Sub-Station fencing	10	m	300	3000
15	Total Cost of materials				814485
16	a) Transportation including head loading @ 13 % of 15				105883.05
	b) Insurance @ 1 % of 15				8144.85
	c) Sales Tax @ 4 % of 15				32579.4
17	Sub total (15) + (16)				961092.3
18	Erection cost @ 10% on 17				96109.23
19	Total cost of Sub-Station(17+18)				1057201.53

Say, Rs. 10.60 lacs.

Annexure-d

Cost Estimate for 250 kva, 33 / 0.415 kv sub-station for construction power.

Sl. No.	Particulars	Quantity	Unit	Rate (Rs.)	Amount (Rs.)
1	250 KVA, 33/0.415 kv transformer	1	No.	200000	200000
2	33 Kv DO with gang switch	1	No.	4500	4500
3	33 KV LA	3	No.	5000	15000
4	415 v,400 Amp. Switch fuse unit	1	No.	11000	11000
5	415 v, 3 phase energy meter with CT	1	No.	3000	3000
6	11 Mtr. Tubular Steel Pole	4	No.	7000	28000
7	M.S. Channel 100x50x6x2500mm	8	No.	560	4480
8	M.S. Angle 65x65x6x1000mm	15	No.	185	2775
9	Nuts & Bolts	10	Kg.	60	600
10	Earthing	3	Set	300	900
11	Danger plate	2	No.	15	30
12	Paint	2	Ltr.	100	200
13	Foundation	1	m	6000	6000
14	Sub-Station fencing	10	m	300	3000
15	Total Cost of materials				279485
16	a) Transportation including head loading @ 13 % of 15				36333.05
	b) Insurance @ 1 % of 15				2794.85
	c) Sales Tax @ 4 % of 15				11179.4
17	Sub total (15) + (16)				329792.3
18	Erection cost @ 10% on 17				32979.23
19	Total cost of Sub-Station(17+18)				362771.53

Say, Rs. 3.60 lacs

Annexure-e

Cost Estimate for construction of 3 phase, 5 wire, 415 V,L.T. line

Sl. No	Particulars	Quantity	Unit	Rate (Rs.)	Amount (Rs.)
1	Preliminary works, investigation, reconassan. & survey etc.	1	km	2500	2500
2	Land	Already	included	in Project	cost
3	8 Mtr. Steel tubulat or pole 410-SP 60 conforming to IS 2713 Part-I to Part -III 1980 with base plate including two course of red oxide paint.	21	No.	6500	136500
4	LT pin insulator with Pin	90	Set	25	2250
5	L.T. Shackle insulator with straps, nuts, and bolts	30	Set	40	1200
6	L.T. Cross arm (65 x 65 x 6 mm) Angle,	63	No.	160	10080
7	AAC 7/2.11 mm"GNAT" Conduct.	5.25	KM	7700	40425
8	Stay set complete with rod,bow, plate,straining screw & Insulator	8	Set	920	7360
9	G.I. Stranded wire 7/8 SWG	35	Kg.	40	1400
10	Clamp made of M.S. Flat	63	No.	35	2205
11	Earthing set complete	5	Set	150	750
12	Barbed wire	50	Kg.	20	1000
13	Nut, Bolts& washers (assorted)	40	Kg.	40	1600
14	LT Spacer	80	No.	20	1600
15	Total Cost of Material				208870
16	a) Transportation including head loading @ 14 % of 15				29241.8
	b) Insurance @ 1 % of 15				2088 7
	c) Sales Tax @ 4 % of 15				8354 8
16	Sub total (14) + (15)				248555 3
17	Erection cost as per AppendixII				33000
18	Total cost of of line per km.				281555.3
			Say Rs.	2.80 lacs	

North Eastern Electric Power Corporation New Delhi

Annexure -f

Cost Estimate for Diesel Power House

Sl. No.	Particulars	Quantity	Unit	Rate (Rs.)	Amount (Rs.)
1	625 kVA,415v, 3 phase, D.G. Set comprising of engine, 415v alternator, commom based frame duly coupled along with fuel tank, control panel etc.	4	Set	2600000	10400000
2	415 V/33 kv,625 KVA Transformer	4	No.	770000	3080000
3	33 KV Switchgear				
	a) For DG set	4	No.	2300000	9200000
	b) For Feeder	8	No.	2300000	18400000
	c) For Bus coupler	1	No.	2300000	2300000
4	N.G. Cubicle with resistor	1	No.	80000	80000
5	Synchronising panel	1	No.	47000	47000
6	Cooling tower wiyh fan for DG Set	2	No.	250000	500000
7	Piping (G.I.)				
	a) 4 inch	50	m	280	14000
	b) 6 inch	50	m	525	26250
8	Valve Gunmetal				
	a) 4 inch	4	No.	2400	9600
	b) 6 inch	2	No.	4200	8400
	c) 4 inch NRY (Gun Metal)	2	No.	3050	6100
9	5 HP Centrifugal pump with motor with motor	2	No.	20000	40000
10	Diesel storage tank 35 Kl capacity (vertcal)	2	No.	300000	600000
11	33/0.415 V 250 KVA transformer	1	No.	200000	200000
12	415 V distribution panel with one ACB and 5 Nos. outgoing switch-fuse unit	1	Set	485000	485000
13	Cable				
	a) 1.1 KV grade, 3.5 core 400 sq.mm.power cable	0.5	km.	944000	472000
	b) 33 KV XLPE power cable 3 core, 150 sq.mm.	0.5	km.	913000	456500
	c) 4 core x 2.5 sq.mm.Cu.Cn.Cbl.	1	km.	62823.2	62823.2

Sl. No	Particulars	Quantity	Unit	Rate (Rs.)	Amount (Rs.)
	d) 7 corex2.5 sq.mm. Cu.Cn.Cbl.	1	km.	90506	90506
	e) 10 corex2.5 sq.mm. Cu.Cn.Cbl.	1	km.	114224	114224
14	24v,D.C. battery with DCDB etc.	1	Set	410000	410000
15	Earth mat 50 x 6 mm MS Flat	600	m	68	40800
16	Power House with steel structure and CGI walling	336	sq.m.	3000	1008000
17	Foundation for DG Set	20	Cum	6000	120000
18	Total Cost of Materials				48171203.2
19	Mandatory Spares for 5 years @ 3 % on sl.18				1445136.096
20	a) Transportation including head loading @ 13 %				6262256.416
	b) Insurance @ 1 %				481712.032
	c) Sales tax @ 4 %				
	Total18 % on (18 +19)				1926848.128
21	Sub-Total (18+19+20)				58287155.87
22	Erection Cost @ 10 % on 21				5828715.587
23	Total cost of sub-station (21+22)				64115871.46

Say Rs. 645 lacs.

Annexure-g

Estimate for Telephone Exchange with telephone line

Sl. No.	Particulars	Quantity	Unit	Rate (Rs.)	Amount (Rs.)
1	48 line telephone exchange	3	No.	500000	1500000
2	Telephone line	20	Km.	151700	3034000
3	Exchange Buliding	30	Sq.Km.	3000	90000
4	Air conditioner (2 ton)	1	No.	50000	50000
5	Illumination of Exchange	1	Job	10000	10000
6	Total Cost				4684000
7	Tranportation @ 13 % on A				608920
8	Insurance @ 1 % on A				46840
9	Sales Tax @ 4 % on A				187360
10	Sub-Total (B)				5527120
11	Cost of erection @ 10 % on B				552712
12	Total Cost				6079832

Say Rs. 60.80 lacs

Appendix-I

Erection cost Per km. of 33 kv single circuit line

Sl. No.	Particulars	Quantity	Unit	Rate (Rs.)	Amount (Rs.)
1	Cost of earth excavation				
	a) Non-cohesive soil	5.06	Cum.	24.2	122.452
	b) Cohesive soil	4.5	Cum.	30.85	138.825
	c) Rock	1.69	Cum.	117.1	197.899
2	Dragging of pole (Avg. 1 km. over hilly area)	19	No.	73	1387
3	Erection & grouting of pole	19	No.	180	3420
4	Stay grouting	10	No.	55	550
5	M-15 grade concreting for grouting	3.23	Cum	7000	22610
6	Fitting cross arm, insulator on double pole isolator	3	No.	70	210
7	Fitting cross arm, insulator on single pole isolator	5	No.	50	250
8	Fitting cross arm, insulator on quadrapole pole isolator	2	No.	100	200
9	Fixing of branceing sets	5	Set	50	250
10	Fixing of stay wire including guy insulator	10	No.	25	250
11	Stringing of conductor	1	Km.	1800	1800
12	Fixing of anti-climbing device	19	No.	15	285
13	Fixing of danger plate	11	No.	5	55
14	Fixing of G.I. wire for earthing	2	Set	20	40
15	Total				31766.176

नार्थ ईस्टर्न इलेक्ट्रिक पावर कॉर्पोरेशन नई दिल्ली
NEEPCO
North Eastern Electric Power Corporation New Delhi

Appendix-II

Erection cost per kilometer of 415 V, 3 phase, 5 wire line

Sl. No.	Particulars	Quantity	Unit	Rate (Rs.)	Amount (Rs.)
1	Excavation of pole pit considering average of soft and hard rock rate	29	Cum.	42	1218
2	Dragging of ploe (Avg. 1 km over hilly area)	21	No.	60	1260
3	Erection & grouting of pole	21	No.	140	2940
4	Stay grouting	10	No.	75	750
5	Concrete for grouting	8.88	Cum.	2500	22200
6	Fitting of cross arm, insulator on pole structure	21	No.	24	504
7	Fixing of stay wire including guy insulator	10	No.	25	250
8	Stringing of conductor	1	Km.	2500	2500
9	Fixing of anti-climbing device	21	No.	15	315
10	Fixing of G.I. wire for earthing	21	No.	5	105
11	Fixing of G.I. wire for earthing	5	Set	20	100
12	Fitting of lighting spike	21	No.	20	420
13	Total				32562
		Say Rs.		33000	

उत्तर पूर्वी इलेक्ट्रिक पावर कॉर्पोरेशन नई दिल्ली
NEEPCO
New Delhi
North Eastern Electric Power Corporation

KAMENG HYDRO ELECTRIC PROJEC

RATE ANALYSIS FOR WORKS

उत्तर पूर्वी इलेक्ट्रिक पावर कॉर्पोरेशन नई दिल्ली
NEEPCO
North Eastern Electric Power Corporation New Delhi

Abstract of rate analysis

Sl. No.	Item	Unit	Rate in Rs.
1	Excavation in hard soil	CUM	129.00
2	Exacavation in hard rock in foundation	CUM	260.00
3	Excavation of (soft and disintegrated rock)	CUM	127.00
4	Removal of slush	CUM	79.00
5	Tunnel shuttering(gantry)	SQM	257.00
6	Shuttering in spillway,power house, surge shaft,training wall etc.	SQM	68.00
7	Coarse aggregate	CUM	622.00
8	Sand(crushed)	CUM	685.00
9	River sand	CUM	316.00
10	Mass Concrete - M 10	CUM	2746.00
11	Mass Concrete - M 15	CUM	3005.00
12	Mass Concrete - M 20	CUM	3580.00
13	Mass Concrete - M 25	CUM	4301.00
14	Mass Concrete - M 20 (Surge Shaft)	CUM	3807.00
15	Mass Concrete - M 20 (Tunnel)	CUM	3844.00
16	Mass Concrete - M 20 (Power house superstructure)	CUM	3867.00
17	Mass Concrete - M 15 (Tunnel backfill)	CUM	3402.00
18	Dewatering in foundation	KWH	24.00
19	Torsteel reinforcement of all sizes	MT	28260.00
20	Grouting	Bag	455.00
21	Grouting in tunnel	Bag	475.00
22	manufacturing of rock bolt - 25 mm dia tor steel 3.5 m length	No	544.00
23	manufacturing of rock bolt - 25 mm dia tor steel 4 m length	No	574.00
24	Providing and fixing rock bolt - 25 mm dia in tunnel by rock bolt jumbo	RM	494.00
25	Providing and fixing rock bolt - 25 mm dia in Surge shaft, Power house etc by	RM	470.00
26	Shotcrete in tunnel using Shotcrete Machine with Robo arm mix 1:3:1 (with steel fibre)	Bag	777.00
27	Shotcrete in Suge shaft, power hose mix 1:3:1 (with steel fibre)	Bag	771.00
28	R.C.C. lagging	CUM	12838.00
29	Furnishing and installation of copper seal	RM	536.00
30	Furnishing and installation of asphalt seal	KG	957.00
31	Furnishing and installation of Drainage pipe 25 mm dia G.I.	KG	91.00
		RM	220.00
32	First class brick work	CUM	3138.00
33	Radial gate	MT	113256.00
34	Stop log gate	MT	60699.00
35	Trash rack	MT	59084.00
36	Installation of air duct (900 mm)	RM	2076.00
37	Rope drum hoist for radial gate	Set	1553442.00
38	Hoist bridge for radial gate	MT	50627.00
39	Penstock liner	MT	51492.00
40	Tunnel boring	CUM	1421.00
41	Pilot shaft for surge shaft	CUM	704.00
42	Boring of inclined tunnel	CUM	1991.00
43	enlagement of surge shaft	CUM	707.57
44	0.63 mm CGI sheet roofing for P.H.	Sq. M	339.00
45	Stone masonray (with 1: 4 cement mortrar)	CUM	1929.00
46	emergency gate, service gate etc.	MT	125636.00
47	Rope drum hoist for bulkhead gate, intake gate etc.	MT	47952.00
48	Hudraulic hoist for gates		
	(a) 3.5 x 4 m	SET	468270.00
	(b) 3.5 x 4.5 m	SET	526800.00
	(c) 4 x 5 m	SET	668952.00
	(d) 10 x 12 m	SET	4014000.00
49	Roof truss	MT	33478.00
50	Open excavation in ordinary soil mixed with boulders.	CUM	114.00
51	Drilling grout holes 38 mm dia for low prersure grouting	RM	334.00

उत्तर पूर्वी इलेक्ट्रिक पावर कॉर्पोरेशन नई दिल्ली
NEEPCO
North Eastern Electric Power Corporation New Delhi

52	Drilling grout holes 48 mm dia for high prersure grouting	RM	309.00
53	Drilling contract/ Consolidation grout holes by Jack Hammer	RM	290.00
54	Drilling contract/ Consolidation grout holes by rock bolting Jumbo	RM	339.00
55	Excavation for surge shaft/ intake shaft/ Power House shaft	CUM	579.00
56	Permanent Steel supports	MT	37,125.00
57	Tunnel Boring (HRT and TRT)	CUM	1,414.00
58	Lifting beam	MT	20352.00
59	Furnishing and installation of PVC water stop	M	618.00
60	Furnishing and installation of 200 mm dia porous concrete pipe	M	308.00
61	Furnishing and installation of outlet pipe with fittings		
	a) 100 mm dia	M	765.00
	b) 200 mm dia	M	1542.00
	c) 300 mm dia	M	3085.00
62	Site clearance including removing scrub jungle, cutting & uprooting trees upto 50 cm girth	sqm	37.00
63	Foundation preparation	Sqm	70.00
64	Installation and furnishing of Anchor Bars	RM	125.00
65	Damp proofing course	Sqm	70.00
66	Mosaic tiles	Sqm	664.00
67	White glazed tiles	Sqm	628.00
68	Floor topping	Sqm	112.00
69	Water proofing on rool	Sqm	314.00
70	Ceiling in control room of power house	Sqm	3141.00
71	Steel floor plates	MT	27588.00
72	Hand rails/walls rames	Kg	234.00
73	Roller shutters	Sqm	2793.00
74	Expansion Joints	Sqm	419.00
75	Plate glass	Sqm	6981.00
76	Temporary Building		
	a) Residential all type	Sqm	4500
	b) Non Residential		
	i) Store, Cooperative store	Sqm	3000
	ii) Office building, testing laboratory	Sqm	4000
	iii) Garage	Sqm	4000
	iv) Security guards	Sqm	4000
	v) IB, Hostel, Hospital etc.	Sqm	4500
77	Permanent Buildings		
	a) Residential all type	Sqm	5000
	c) Non Residential		
	i) Store, Godown shed, Admin. Office Building, School, Post Office, Bank; Telephone Exchang,e Hospital, Community Centre, Market, Magazine etc.	Sqm	4500
	ii) Workshop, Fabrication shop, Diesel Power House, Canteen etc.	Sqm	3500
	iii) Guest House, Hostel	Sqm	5000
78	Stone rip rap or pitching	cum	1,074.00

1. EXCAVATION IN HARD SOIL					
(SOFT & DISINTREGRATED ROCK)					
Lead 1(one) KM					
The excavation is proposed to be carried out with the following equipment:-					
1.Hydraulic excavator 2.5 Cum					
2.Rear dumper 32 T					
3. Crawler Dozer 320 HP					
MACHINERY CHARGES					
(i) Hydraulic Excavator					
Capacity =	2.5	Cum			
Ideal production/Hr =	245	Cum			
Taking depth of cutting and angle of					
Swing as = 0.88					
Production of excavation per hour =		215.60	Cum		
Taking efficiency and job management factor as 0.83 & 0.69					
Output/Hr =	123.47412	Cum			
Say	123.00	Cum			
Use rate of excavator/hr =			Rs	1,931.00	
Cost of excavation/cum =			Rs	15.70	
(ii) Rear dumper 18 T					
Actual capacity of dumper = 8.33x 0.67 =					
	5.58	Cum			
Cycle Time					
Average lead = 1 Km					
(a) Loading time = 13.40/123 x 60 =		2.7224878	Min		
(b) Spotting time =		0.3	Min		
(c) Turning & dumping time =		2.00	Min		
(d) Empty haul @ 25 Km/hr =		2.4	Min		
(e) Loaded haul @ 20 Km/hr =		3	Min		
		10.4224878	Min		
No of trips per working hour of 50 min =		4.79731912	Trips		
Output of dumper =		26.7743177	Cum		
Use rate of dumper/hr =			Rs	1,338.00	
Cost of dumper/cum =			Rs	49.97	
(iii) Crawler Dozer 320 HP					
Assume that one 320 HP crawler dozer will work					
Output of dozer = output of excavator =		123	Cum		
Hourly use rate of dozer =			Rs	3,739.00	
Cost of dozer/cum =			Rs	30.40	
Cost of machinery = (i + ii + iii) =			Rs	96.07	
Add for					
(a) Construction & maintenance of haul road @ 5%			Rs	4.80	
(b) Electric energy @ 2%			Rs	1.92	
(c) Levelling & trimming of waste spoil @ 5%			Rs	4.80	

North Eastern Electric Power Corporation New Delhi

				Total	Rs	107.60	
	Add OH & CP @ 20 %				Rs	21.52	
			Gross total		Rs	129.12	
			Say		Rs	129.00	
		Cost of excavation / Cum			Rs	129.00	

2. EXCAVATION IN HARD ROCK IN FOUNDATION

Lead 1(four) KM

The equipment required are :-

1.Drilling - Wagon drill

2. Excavation & loading - 2.5 Cum Hydraulic Excavator

& Crawler Dozer 320 HP

3.Disposal - 18 T Rear Dumper

A. DRILLING & BLASTING

Size of hole In mm	Hole Pattern In mm	Area per Hole (Sqm)	Qnty of Rock per Linear m Of hole (cum)	Kg of Explosive Per linear Metre of Hole		Kg of explosives per cum of rock (% of hole filled)	
					100	75.00	50
38	1.52x1.52	2.3104	2.3104	1.34	0.580	0.43	0.29

Depth of drilling per 100 cum =	43.28254848	M			
Horizontal drilling and pull effect @ 50% =					
	21.64127424	M			
Total	64.92382271	M			
Say	65.00	M			
Rate of drilling with wagon drill = 15m/hr					
Time required for drilling of 65 cum =		4.33	Hr		
Use rate of wagon drill				Rs	985.00
Use rate of drill steel/m				Rs	44.00
(i) Cost of drilling =				Rs	4,268.33
(ii) Cost of drill steel for 65 m				Rs	2,860.00
(iii) Blasting					
a. Explosive :					
Consider 75% depth of hole fill with explosive					
Qnty of explosives reqd for 100 Cum of rock		43.00	Kg		
Cost of explosive per kg				Rs	61.30
Cost of explosive				Rs	2,635.90
b.Detonator :-					
Consider depth of hole =		1.75	M		
Qnty of rock for 1.75 m depth of hole		4.0432	Cum		
No of hole/100 cum of rock		24.7328848	Nos		
	Say	25.00	Nos		
Cost of detonator 5m lead (Elect) =				Rs	16.00
Cost of detonator =				Rs	400.00
c. Add 40% of cost of detonator for					
Primer, copper wire, loading etc.				Rs	160.00
d. Blasting batteries @ 50 % of cost of detonators				Rs.	200.00
Total of (a+b+c+d)=				Rs	3,395.90
Total of (i +ii +iii) =				Rs	10,524.23
Cost/Cum =/				Rs	105.24

B. DISPOSAL OF ROCK

	Rock output = 100 cum, Lead = 1 Km					
	(i) Hydraulic Excavator					
	Capacity =	2.5	Cum			
	Ideal production/Hr =	245	Cum			
	Taking depth of cutting and angle of					
	Swing as = 0.88					
	Production of excavation per hour =		215.60	Cum		
	Taking efficiency and job management factor as 0.83 & 0.69					
	Output/Hr =	123.47412	Cum			
	Say	123.00	Cum			
	Use rate of excavator/hr =			Rs	1,931.00	
	Time reqd for excavtion =		0.81	Hr		
	Cost of excavation/cum =			Rs	15.70	
	(ii) Rear dumper 18 T					
	Actual capacity of dumper = 8.33 x 0.67 =					
		5.58	Cum			
	Cycle Time					
	Average lead = 1 Km					
	(a) Loading time = 60 x 11.26/123 =		2.7224878	Min		
	(b) Spotting time =		0.30	Min		
	(c) Turning & dumping time =		2.00	Min		
	(d) Empty haul @ 25Km/hr =		2.40	Min		
	(e) Loaded haul @ 20 Km/hr =		3.00	Min		
			10.4224878	Min		
	No of trips per working hour of 50 min =		4.79731912	Trips		
	Output of dumper =		26.7743177	Cum		
	Use rate of dumper/hr =			Rs	1,338.00	
	Cost of dumper/cum =			Rs	49.97	
	(iii) Crawler Dozer 320 HP					
	Assume that one 320 HP crawler dozer will work					
	Output of dozer = output of excavator =		123	Cum		
	Hourly use rate of dozer =			Rs	3,739.00	
	Cost of dozer/cum =			Rs	30.40	
	Cost of machinery = (i + ii + iii) =			Rs	96.07	
	Total of (A+B) =			Rs	201.31	
	Add for					
	(a) Construction & maintenance of haul road @ 5%			Rs	10.07	
	(b) Electric energy @ 2%			Rs	4.03	
	(c) Levelling & trimming of waste spoil @ 3%			Rs	6.04	
			Total	Rs	221.44	
	Add OH & CP @ 20 % excluding cost of explosives			Rs	38.22	
		Gross total		Rs	259.66	
		Say		Rs	260.00	
	Cost of excavation / Cum			Rs	260.00	

NEEPCO
North Eastern Electric Power Corporation
New Delhi

3. EXCAVATION IN SOFT AND DISINTEGERATED ROCK						
	Lead 1(one) KM					
The excavation is proposed to be carried out with the following equipment:-						
	1. Rear dumper 18 T					
	2. Crawler Dozer 320 HP for levelling in dumping yard					
	3. Excavator 2.5 Cum					
	4. Crawler dozer 320 HP 2 nos for excavation					
MACHINERY CHARGES						
	(i) Hydraulic Excavator					
	Capacity =	2.5	Cum			
	Ideal production/Hr =	245	Cum			
	Taking depth of cutting and angle of					
	Swing as = 0.88					
	Production of excavation per hour =		215.60	Cum		
	Taking efficiency and job management factor as 0.83 & 0.69					
	Output/Hr =	123.47412	Cum			
	Say	123.00	Cum			
	Use rate of excavator/hr =				Rs	1,931.00
	Cost of excavation/cum =				Rs	15.70
	(ii) Rear dumper 18 T					
	Actual capacity of dumper = 8.33 x 0.67 =					
		5.58	Cum			
	Cycle Time					
	Average lead = 1 Km					
	(a) Loading time = 11.26/123 x 60 =		2.72	Min		
	(b) Spotting time =		0.30	Min		
	(c) Turning & dumping time =		2.00	Min		
	(d) Empty haul @ 25 Km/hr =		2.40	Min		
	(e) Loaded haul @ 20 Km/hr =		3.00	Min		
			10.4224878	Min		
	No of trips per working hour of 50 min =		4.79731912	Trips		
	Output of dumper =		26.7743177	Cum		
	Use rate of dumper/hr =				Rs	1,338.00
	Cost of dumper/cum =				Rs	49.97
	(iii) Crawler Dozer 320 HP					
	Assume that one 320 HP crawler dozer will work in the dumping yard					
	Output of dozer = output of excavator =		123	Cum		
	Hourly use rate of dozer =				Rs	3,739.00
	Cost of dozer/cum =				Rs	30.40
	Total of (i +ii +iii+iv) =				Rs	96.07
	Add for					
	(a) Construction & maintenance of haul road @ 5%				Rs	4.80
	(b) Electric energy @ 2%				Rs	1.92
	(c) Levelling & trimming of waste spoil @ 3%				Rs	2.88
			Total		Rs	105.68
	Add OH & CP @ 20 %				Rs	21.14

North Eastern Electric Power Corporation New Delhi

			Gross total		Rs	126.81	
			Say		Rs	127.00	
		Cost of excavation / Cum			Rs	127.00	

4.	**REMOVAL OF SLUSH**					
The equipment required are :-						
	1. Rear dumper 18 T					
	2. Excavator 1.0 Cum					
MACHINERY CHARGES						
	(i) Hydraulic Excavator					
	Capacity =	1	Cum			
	Output/Hr =	100	Cum			
	Use rate of excavator/hr =			Rs	1,310.00	
	Cost of excavation/cum =			Rs	13.10	
	(ii) Rear dumper 18 T					
	Actual capacity of dumper = 9.47 x 0.67 =					
		6.3449	Cum			
	Cycle Time					
	Average lead = 1 Km					
	(a) Loading time = 6.34/100 x 60 =		3.81	Min		
	(b) Spotting time =		0.30	Min		
	(c) Turning & dumping time =		2.00	Min		
	(d) Empty haul @ 25 Km/hr =		2.40	Min		
	(e) Loaded haul @ 20 Km/hr =		3.00	Min		
			11.51	Min		
	No of trips per working hour of 50 min =		4.34520385	Trips		
	Output of dumper =		27.5698839	Cum		
	Use rate of dumper/hr =			Rs	1,338.00	
	Cost of dumper/cum =			Rs	48.53	
	Total of (i +ii) =					
				Rs	61.63	
	Add for					
	(a) Construction & maintenance of haul road @ 5%			Rs	3.08	
	(b) Electric energy @ 2%			Rs	1.23	
			Total	Rs	65.95	
	Add OH & CP @ 20 %			Rs	13.19	
		Gross total		Rs	79.13	
		Say		Rs	79.00	
	Cost of excavation / Cum			**Rs**	**79.00**	

NEEPCO
New Delhi
North Eastern Electric Power Corporation

5.	TUNNEL SHUTTERING GANTRY						
Brief Specification :							
Finished Diameter = 7.00 m							
Length = 10 m							
A. MATERIAL							
(i) M.S. Plate 6 mm thick 169.3 sqm =				7.98	MT		
	Add 2.5% wastage =			0.20	MT		
(ii) Weight of structurals such as ISMB, ISMC,ISA etc =				15.18	MT		
			Total	23.36	MT		
(iii) Hydraulic Jack 5 T capacity =				6	Nos		
(iv) Winch (Hand) =				6	Nos		
(v) Other Misc. Items							
	(a) Cost of M.S. Plate @27431.00/MT =				Rs	224,381.74	
	(b) Cost of Structural steel @ 22430.00/MT =				Rs	340,498.21	
	(c) Hyd Jack @ 75,000/no				Rs	450,000.00	
	(d) Winch @ 1,16,000/no =				Rs	696,000.00	
	(e) Misc items , turn buckles etc. L.S. =				Rs	100,000.00	
			Sub total =		Rs	1,810,879.95	
B.FABRICATION CHARGES							
(i) Fabrication including cutting, bending, maching,welding etc.							
@ 40% of cost of steel =					Rs	225,951.98	
(ii) Transportation of steel from store to workshop & workshop							
To site including loading and unloading lead less than 5 Km							
@ 10% cost of steel =					Rs	56,487.99	
			Sub total =		Rs	282,439.97	
C. ERECTION							
Erection charge @ 70% cost of steel =					Rs	395,415.96	
			Sub total =		Rs	395,415.96	
	Total of (A + B + C) =				Rs	2,488,735.89	
Considering salvage value of 28% , net price chargable to work =					Rs	1,791,889.84	
	Hence cost /sqm =				Rs	10,584.11	
Maximum no of times to be used =			125	Nos			
	Hence cost /sqm/use =				Rs	84.67	
D. LOWERING, SHIFTING, CLEANING, OILING AND RESETTING OF GANTRY							
			Cycle time				
(i) Concreting			15.00	Hrs			
(ii) Setting time			13.00	Hrs			
(iii) Lowering & Shifting			10.00	Hrs			
Cleaning & Resetting			10.00	Hrs			
			48.00	Hrs = 6 Shifts			
	Progress/month = 75 x 10/6 =			125.00	m/month		
Labour charges							
I.Regular							
(i) Foreman 1 no @ 9600/month for three shift =					Rs	960.00	
(ii) Rigger 1 no @7000.00 /month for three shift =					Rs	700.00	

					Rs	1,660.00	
II. Casual							
(i) Belder 8 nos @ 3600/MONTH for two shift -=					Rs	1,920.00	
(ii) Khalasi-I 6 nos @3600.00/ month for three shift =					Rs	2,160.00	
Add hidden cost =					Rs	3,572.00	
			Total		Rs	7,152.00	
		Labour charges/sqm =			Rs	42.24	
		Cost of shuttering/sqm =			Rs	126.92	
	Qnty of con in 10 m length of gantry =			83.75	Cum		
		Cost of shuttering/cum =			Rs	256.56	
			Say		Rs	257.00	
		Cost / Cum			Rs	257.00	

6. SHUTTERING IN DAM, SPILLWAYS, POWER HOUSE, SHAFT, TRAINING WALL ETC.

Brief Specification :

Useful life - 8 times

A. MATERIAL

Sl No	Name of structurals	Qnty (Kg)	Rate/Kg	Amount (in Rs)
1	M.S. Plate 3.15 mm thick	57.00	26.27	1,497.61
2	M.S. Plate 2 mm thick	23.00	26.27	604.30
3	M.S. Angles 65 x 65 x 5 mm	47.00	20.17	948.00
4	M.S. Angles 65 x 65 x 6 mm	20.00	20.17	403.40
5	M.S. Channel 100 x 50 mm	112.00	18.99	2,127.32
6	M.S. Channel 150 x 75 mm	42.00	18.99	797.74
7	M.S. Flats 63x 6 mm	22.00	26.80	589.59
8	G.I. Pipe 50 mm dia	3.50	35.39	123.87
9	Nuts & Bolts 10 mm dia & 85 mm long	4.50	25.00	112.50
10	Slotted pins & wedges 10 mm dia & 600 mm long (Nos)	30.00	2.00	60.00
11	Bolts & Nuts 25 mm dia and above (nos)	26.00	20.00	520.00
	Sub total		Rs	7,784.32
	Deduct salvage value @ 28%		Rs	2,179.61
	Total		Rs	5,604.71

Additional Materials :

12	M.S. Rods 16 mm & 25 Ø dia anchorage	240	18.81	4,514.40
13	Linseed Oil @ 8 lts/100 sqm	8	56.25	450.00
	Total		Rs	10,569.11

B. FABRICATION & TRANSPORTATION TO SITE

(i) Fabrication including cutting, bending, maching,welding etc. @ 90% of the subtotal of material Sl no 1- 11 in A above	Rs	7,005.89
(ii) Transportation of steel from store to workshop & workshop Including loading , unloading & rehandling for lead under 5 Kms @ 5% of the subtotal of material Sl no 1- 11 in A above	Rs	389.22
Sub total B =	Rs	7,395.11
Total of (A+B) =	Rs	17,964.22
Cost of shuttering /sqm / use = 17964.22/100 x 8	Rs	22.46

C. LABOUR FOR ERECTION & DISMANTLING

Regular

(i) Foreman 0.75 no @ 9600/month for one day =	Rs	240.00
(ii) Sr. Carpenter 1 no @7200/month for one day =	Rs	240.00
(iii)Carpenters-II 3 nos @7000/month for one day =	Rs	700.00

					Rs	1,180.00	
Casual							
Khalasi-I 8 nos @3600.00/ month for one day =					Rs	960.00	
Belders 10 nos @ 3600/MONTH for one day =					Rs	1,200.00	
Hiden cost =					Rs	2,132.00	
		Total of labour			Rs	4,512.00	
		Labour charges/sqm =			Rs	**45.12**	
		Cost of shuttering/sqm =			Rs	67.58	
		Say			Rs	68.00	
		Cost of shuttering/sqm =			**Rs**	**68.00**	

7.	COARSE AGGREGATE				
A. DRILLING & BLASTING CHARGES					
Rate of drilling and blasting/cum					
	The equipment required are :-				
	1.Drilling - Jack Hammer				
	2. Excavation & loading - 2.5 Cum Hydraulic Excavator				
	& Crawler Dozer 320 HP				
	3.Disposal - 18 T Rear Dumper				
A. DRILLING & BLASTING					
Rock drilling at quarry site is proposed to be carried out by Jack Hammer.					
Depth of drilling per 100 cum of rock					
	=100/(0.59x0.764)	67.64	m		3.28
Add for horizontal drilling a pull					
effect@ 50% of above total drilling'=67.64x1.5		101.4546706			
	say	102	m		
Rate of drilling with Jack Hammer =5.0 m/hr					
Use rate of jack hammer				Rs	437.00
Use rate of drill steel/m				Rs	44.00
(i) Cost of drilling =				Rs	8,914.80
(ii) Cost of drill steel for 102 m				Rs	4,488.00
(iii) Blasting					
a. Explosive :					
Consider 75% depth of hole fill with explosive					
Qnty of explosives reqd for 100 Cum of rock			43.00	Kg	
Cost of explosive per kg				Rs	61.30
Cost of explosive				Rs	2,635.90
b.Detonator :-					
Consider depth of hole =			1.75	M	
Qnty of rock for 1.75 m depth of hole			0	Cum	
No of hole/100 cum of rock			58.2857143	Nos	
		Say	59.00	Nos	
Cost of detonator 5m lead (Elect) =				Rs	16.00
Cost of detonator =				Rs	944.00
c. Add 15% of cost of gelatine for					
blasting battery, Primer, copper wire, loading etc.				Rs	395.39
d. Stemming @ 7 % of cost of gelatine				Rs.	184.51
	Total of (a+b+c+d)=			Rs	4,159.80
	Total of (i + ii + iii)=			Rs	17,562.60
	Cost/Cum =			Rs	175.63
	Total of A=			Rs	175.63
				Rs	175.63
Assume 30% of blasted rock will be for works.					
Rate per cum (borrow measure) =				Rs	122.94
	Losses per cum as below :-				

	(i) Rejection at quarry =			20	%	
	(ii) Transit from quarry to processing plant =			5	%	
	(iii) Process reject =			10	%	
	(iv) Transit from processing plant to site =			3	%	
Rate after losses & rejection per cum =				Rs	169.65	
	Swell factor =	0.67				
Rate per cum =				Rs	113.67	
B. CARRIAGE OF BLASTED ROCK UPTO CRUSHING PLANT						
	Average lead 15 KM					
Machinery Charges :-						
	(i) Crawler Dozer 180HP at site of excavation					
	Output of dozer =		140	Cum		
	use rate of dozer/hr =			Rs	2,906.00	
	Rate/cum =			Rs	20.76	
	(ii) Carriage from quarry to processing and screening plant					
	Rear dumper 18 T					
	Capacity = 6.34	Cum				
	Cycle Time					
	Average lead =15 Km					
	(a) Loading time = 6.34/140 x 60 =		2.72	Min		
	(b) Spotting time =		0.30	Min		
	(c) Turning & dumping time =		2.00	Min		
	(d) Empty haul @ 25 Km/hr =		36.00	Min		
	(e) Loaded haul @ 20 Km/hr =		45.00	Min		
			86.02	Min		
	No of trips per working hour of 50 min =		0.58	Trips		
	Output of dumper =		3.69	Cum		
	Use rate of dumper/hr =			Rs	1,338.00	
	Cost of dumper/cum =			Rs	362.79	
	Total of B=			Rs	383.55	
	Rate /cum (bulk volume)= 0.67 x 310.37			Rs	256.98	
C. CRUSHING AND PROCESSING OF AGGREGATE						
Capacity of crushing Plant =			200	MT		
Production per hr = 200 / 0.67 x 2.8			106.609808	Cum		
Output /hr with 0.69 job management factor			73.56	Cum		
Use rate per hour =				Rs	7,630.50	
Rate/cum =				Rs	103.73	
Rate /cum after adding rejection & transit						
losses = 103.73 x 1.03 x 1.10 =				Rs	117.53	
D. CARRAIGE OF CRUSHED AGGREGATE TO B&M PLANT						
	(i) F.E. Loader (2 cum) at screening plant					
	Output of loader =2x50x 0.83 x0.69/0.43 =			133.19	Cum	

	Use rate of loader/hr =				Rs	1,388.00	
	Cost of loader/cum =				Rs	10.42	
	(ii) Carraige from screening plant to work site						
	Average lead 2 KM						
	Tipper 10T						
	Capacity =	4.00	Cum				
	Cycle Time						
	(a) Loading time = 4.00/133.19 x 60 =			1.80	Min		
	(b) Spotting time =			0.30	Min		
	(c) Turning & dumping time =			2.00	Min		
	(d) Empty haul @ 25 Km/hr =			4.80	Min		
	(e) Loaded haul @ 20 Km/hr =			6.00	Min		
				14.90	Min		
	No of trips per working hour of 50 min =			3.36	Trips		
	Output of tipper =			13.42	Cum		
	Use rate of tipper/hr =				Rs	635.00	
	Cost of tipper/cum =				Rs	47.31	
	(iii) Cost of storage @ 10% of (ii) above				Rs	4.73	
	(iv) Conveyance to B&M Plant @ 10% of (ii)				Rs	4.73	
	Total of D				Rs	67.20	
	Adding 3% for transportation losses, rate/cum =				Rs	69.21	
E. Misc supplies					Rs	10.00	
	Total of (A + B + C +D + E) =				Rs	567.39	
Add for							
(a) Construction & maintenance of haul road @ 5%					Rs	28.37	
(b) Electric energy @ 2%					Rs	11.35	
			Total		Rs	607.10	
	Add forest royality @ Rs 15.00/cum				Rs	15.00	
		Gross total			Rs	622.10	
		Say			Rs	622.00	
		Rate/cum			**Rs**	**622.00**	

8.	SAND (CRUSHED)						
Rate of coarse aggregate /cum =					Rs	567.39	
as per item no 6)							
Add extra charges for secondary crushing , screening, washing							
& wastage during sand processing @ 50% of primary crushing					Rs	58.76	
			Total		Rs	626.15	
Add for							
(a) Construction & maintenance of haul road @ 5%					Rs	31.31	
(b) Electric energy @ 2%					Rs	12.52	
			Total		Rs	669.98	
	Add forest royality @ Rs 15.00/cum				Rs	15.00	
		Gross total			Rs	684.98	
		Say			Rs	685.00	
		Rate/cum			**Rs**	**685.00**	

9.	RIVER SAND				
A.COLLECTION OF SAND					
	(i) Hydraulic Excavator 2.5 Cum				
	Ideal production/Hr =	245	Cum		
	Taking efficiency and job management factor as 0.83 & 0.69				
	Output/Hr =	140.3115	Cum		
	Say	140.00	Cum		
	Use rate of excavator/hr =			Rs	1,931.00
	Cost of excavation/cum =			Rs	13.79
	Cleaning & local collection/cum =			Rs	2.00
				Rs	15.79
	Losses per cum as below :-				
	(i) Transit loss 5%			Rs	0.79
	(ii) Rejection as other materials like stone, dirt etc. 2%			Rs	0.32
	Total of A			Rs	16.90
B.CARRIAGE OF SAND UPTO WORK SITE					
	Average lead 10KM				
	Dumper 18T				
	Capacity = 6.34	Cum			
	Cycle Time				
	(a) Loading time = 6.34/140 x 60 =		2.72	Min	
	(b) Spotting time =		0.30	Min	
	(c) Turning & dumping time =		2.00	Min	
	(d) Empty haul @ 25 Km/hr =		24.00	Min	
	(e) Loaded haul @ 20 Km/hr =		30.00	Min	
			59.02	Min	
	No of trips per working hour of 50 min =		0.85	Trips	
	Output of dumper =		5.38	Cum	
	Use rate of dumper/hr =			Rs	1,338.00
	Cost of dumper/cum =			Rs	248.92
	(iii) Cost of storage			Rs	10.00
	(iv) Conveyance to B&M Plant			Rs	10.00
	Total of B			Rs	268.92
	Total of (A + B) =			Rs	285.82
Add for					
(a) Construction & maintenance of haul road @ 5%				Rs	14.29
(b) Electric energy @ 2%				Rs	5.72
		Total		Rs	305.82
	Add forest royality @ Rs 10.00/cum			Rs	10.00
	Gross total			Rs	315.82
	Say			Rs	316.00
	Rate/cum			Rs	316.00

North Eastern Electric Power Corporation New Delhi

10.	MASS CONCRETE - M 10 - Aggregate size 150 mm & down				
A. Rate per cum materials					
Item		Qnty	Unit	Rate	Amount (in Rs)
1. Cement PSC		230.00	Kg	4.72	1,085.60
2. Sand (River 20% & Crushed 80%)		0.45	Cum	611.20	275.04
3 Coarse aggregate 75 mm down		0.9	Cum	622.00	559.80
4. Water			L.S.		10.00
5.Admixture					20.00
	Sub total of A			Rs	1,950.44
B. Batching & Mixing an d laying of concrete including transportation upto pick up point					
	Batching & Mixing will be carried out by 100cum/hour plant and concete will be Transported to pick up poin by 4 cum capacity Transit Mixer				
(i)Batching & Mixing Charges:					
Use rate of 100 cum/hour B&M Plant =				Rs	2,934.00
Considering Job Management factor as 0.69,					
output per hour = 100 x 0.69 =				69	Cum
	Rate /cum =			Rs	42.52
(ii) Transportation of concrete to pick up point					
Average lead = 1 Km					
	Hourly use rate of 4 cum capacity transit mixer =			Rs	889.00
	Cycle Time				
	Loading time = 4x 60/69 =	3.48	Min		
	Spotting time =	0.50	Min		
	Loaded haul @ 10Km/hr =	6.00	Min		
	Empty haul @ 15Km/hr =	4.00	Min		
	Turning & Dumping time =	3.50	Min		
	Total =	17.48	Min		
	No of trips/hour of 50 min =		2.86069652	Trips	
	Output /hour =	11.44278607	Cum		
	Cost/Cum =			Rs	77.69
(iii) Placing of concrete by cable way & bucket					
	Use rate of cable way/hr =			Rs	7,381.00
output per hour = 60cum =				60	Cum
	Rate /cum =			Rs	123.02
(iv) Vibration of concrete					
	Cost of vibrator (pneumatic H/O) LS			Rs	5.00
	Labour LS			Rs	3.00
		Cost/cum		Rs	8.00
(v) Labour for cleaning and resetting					
Regular					
(a) Foreman 1 No @ 9600.00/m for one shift =				Rs	320.00

(d) Khalasi 2 Nos. @ 3600.00/m for one shift					Rs	240.00
	Total				Rs	560.00
Casual						
(e) Belder 5 Nos @ 120.00/day for one shift					Rs	600.00
Hiden cost =					Rs	778.00
	Total of labour =				Rs	1,938.00
	Cost/cum =				Rs	4.04
(vi) Finishing & Curing						
Regular						
(a) Mason 1 No @ 7000.00/m for one shift =					Rs	233.33
	Total				Rs	233.33
Casual						
(b) Belder 2 Nos @ 120.00/day for one shift					Rs	240.00
(c) Bhisti 1/8 No @ 120.00/day for one shift					Rs	15.00
	Total				Rs	255.00
Hiden cost =					Rs	326.92
	Total of labour =				Rs	815.25
	Cost/cum =				Rs	1.70
(vii) Catwalk and other aids for concreting L.S.					Rs	3.00
	Total B =				Rs	259.97
C. Shuttering						
	Cost of shuttering/cum				Rs	34.00
	(considering 10m x 5m x 1m size concrete block)					
	Total of (A + B +C) =				Rs	2,244.41
	Add for					
	(i) workshop charge				Rs	80.00
	(ii) for air & water pipes				Rs	40.00
	(iii) for energy for lighting				Rs	40.00
	(iv) Misc items like gum boots, helmets etc.				Rs	20.00
			Total		Rs	2,424.41
Add 5% for cement as overhead & 20% for other items as						
Overhead & contractor's profit =					Rs	322.04
			Gross total		Rs	2,746.45
			Say		Rs	2,746.00
		Cost/cum			Rs	2,746.00

11.	MASS CONCRETE - M 15 - Aggregate size75 mm & down				
A. Rate per cum materials					
Item		Qnty	Unit	Rate	Amount (in Rs)
1. Cement PSC		275.00	Kg	4.72	1,298.00
2. Sand (River 20% & Crushed 80%)		0.45	Cum	611.20	275.04
3 Coarse aggregate 40 mm down		0.90	Cum	622.00	559.80
4. Water			L.S.		10.00
5.Admixture @ 0.5%					25.00
	Sub total of A			Rs	**2,167.84**
B. Batching & Mixing and laying of concrete including transportation upto pick up point					
	Batching & Mixing will be carried out by 100cum/hour plant and concete will be Transported to pick up poin by 4 cum capacity Transit Mixer				
(i)Batching & Mixing Charges:					
Use rate of 100 cum/hour B&M Plant =				Rs	2,934.00
Considering Job Management factor as 0.69,					
output per hour = 100 x 0.69 =				69	Cum
	Rate /cum =			Rs	**42.52**
(ii) Transportation of concrete to pick up point					
Average lead = 1 Km					
	Hourly use rate of 4 cum capacity transit mixer =			Rs	889.00
	Cycle Time				
	Loading time = 4x 60/69 =	3.48	Min		
	Spotting time =	0.50	Min		
	Loaded haul @ 10Km/hr =	6.00	Min		
	Empty haul @ 15Km/hr =	4.00	Min		
	Turning & Dumping time =	3.50	Min		
	Total =	17.48	Min		
	No of trips/hour of 50 min =		2.86069652	Trips	
	Output /hour =	11.44278607	Cum		
	Cost/Cum =			Rs	77.69
(iii) Placing of concrete					
	Use rate of cable way/hr =			Rs	7,381.00
output per hour = 60cum =				60	Cum
	Rate /cum =			Rs	**123.02**
(iv) Vibration of concrete					
	Cost of vibrator (pneumatic H/O) LS			Rs	5.00
	Labour LS			Rs	3.00
		Cost/cum		Rs	**8.00**
(v) Labour for, cleaning and resetting					
Regular					
(a) Foreman 1 No @ 9600.00/m for one shift =				Rs	320.00

नॉर्थ ईस्टर्न इलेक्ट्रिक पावर कॉर्पोरेशन नई दिल्ली
North Eastern Electric Power Corporation New Delhi

(d) Khalasi 2 Nos. @ 3600.00/m for one shift					Rs	240.00
	Total				Rs	560.00
Casual						
(e) Belder 5 Nos @ 120.00/day for one shift					Rs	600.00
Hiden cost =					Rs	778.00
	Total of labour =				Rs	1,938.00
	Cost/cum =				Rs	4.04
(vi) Finishing & Curing						
Regular						
(a) Mason 1 No @ 7000.00/m for one shift =					Rs	233.33
	Total				Rs	233.33
Casual						
(b) Belder 2 Nos @ 120.00/day for one shift					Rs	240.00
(c) Bhisti 1/8 No @ 120.00/day for one shift					Rs	15.00
	Total				Rs	255.00
Hiden cost =					Rs	326.92
	Total of labour =				Rs	815.25
	Cost/cum =				Rs	1.70
(vii) Catwalk and other aids for concreting		**L.S.**			Rs	**3.00**
	Total B =				Rs	**259.97**
C. Shuttering						
	Cost of shuttering/cum				Rs	**58.93**
	(considering 5m x 3m x 1m size concrete block)					
	Total of (A + B +C) =				Rs	**2,486.74**
	Add for					
	(i) workshop charge				Rs	80.00
	(ii) for air & water pipes				Rs	40.00
	(iii) for energy for lighting				Rs	40.00
	(iv) Misc items like gum boots, helmets etc.				Rs	20.00
			Total		Rs	**2,666.74**
Add 5% for cement as overhead & 20% for other items as						
Overhead & contractor's profit =					Rs	338.65
			Gross total		Rs	**3,005.39**
			Say		Rs	3,005.00
		Cost/cum			Rs	**3,005.00**

12. MASS CONCRETE - M 20 - Aggregate size 40 mm & down(spillway,T walls,bridge,pier,gallery)					
A. Rate per cum materials					
Item		Qnty	Unit	Rate	Amount (in Rs)
1. Cement OPC 53 Gr		400.00	Kg	4.72	1,888.00
2. Sand (River 20% & Crushed 80%)		0.43	Cum	611.20	262.82
3 Coarse aggregate 40 mm down		0.86	Cum	622.00	534.92
4. Water			L.S.		10.00
5.Admixture					25.00
	Sub total of A			Rs	**2,720.74**
B. Batching & Mixing an d laying of concrete including transportation upto pick up point					
	Batching & Mixing will be carried out by 100cum/hour plant and concete will be Transported to pick up poin by 4 cum capacity Transit Mixer				
(i)Batching & Mixing Charges:					
Use rate of 100 cum/hour B&M Plant =				Rs	2,934.00
Considering Job Management factor as 0.69,					
output per hour = 100 x 0.69 =				69.00	Cum
	Rate /cum =			Rs	**42.52**
(ii) Transportation of concrete to pick up point					
Average lead = 1 Km					
	Hourly use rate of 4 cum capacity transit mixer =			Rs	889.00
	Cycle Time				
	Loading time = 4x 60/69 =		3.48	Min	
	Spotting time =		0.50	Min	
	Loaded haul @ 10Km/hr =		6.00	Min	
	Empty haul @ 15Km/hr =		4.00	Min	
	Turning & Dumping time =		3.50	Min	
	Total =		17.48	Min	
	No of trips/hour of 50 min =		2.86069652	Trips	
	Output /hour =	11.44278607	Cum		
	Cost/Cum =			Rs	77.69
(iii) Placing of concrete					
	Use rate of cable way/hr =			Rs	7,381.00
output per hour = 60cum =				60	Cum
	Rate /cum =			Rs	**123.02**
(iv) Vibration of concrete					
	Cost of vibrator (pneumatic H/O) LS			Rs	5.00
	Labour LS			Rs	3.00
		Cost/cum		Rs	**8.00**
(v) Labour for shifting pump, pipes & fittings, cleaning and resetting					
Regular					
(a) Foreman 1 No @9600.00/m for one shift =				Rs	320.00

NEEPCO New Delhi North Eastern Electric Power Corporation

(d) Khalasi 2 Nos. @ 3600.00/m for one shift					Rs	240.00
	Total				Rs	560.00
Casual						
(e) Belder 5 Nos @ 120.00/day for one shift					Rs	600.00
Hiden cost =					Rs	778.00
	Total of labour =				Rs	1,938.00
	Cost/cum = 2354.12/(8 x 15) =				Rs	4.04
(vi) Finishing & Curing						
Regular						
(a) Mason 1 No @ 7000.00/m for one shift =					Rs	233.33
	Total				Rs	233.33
Casual						
(b) Belder 2 Nos @ 120.00/day for one shift					Rs	240.00
(c) Bhisti 1/8 No @ 120.00/day for one shift					Rs	15.00
	Total				Rs	255.00
Hiden cost =					Rs	326.92
	Total of labour =				Rs	815.25
	Cost/cum =582.17/(8 x 15) =				Rs	1.70
(vii) Catwalk and other aids for concreting L.S.					Rs	3.00
	Total B =				Rs	259.97
C. Shuttering						
	Cost of shuttering/cum				Rs	58.93
	(considering 5m x 3m x 1m size concrete block)					
	Total of (A + B +C) =				Rs	3,039.63
	Add for					
	(i) workshop charge				Rs	80.00
	(ii) for air & water pipes				Rs	40.00
	(iii) for energy for lighting				Rs	40.00
	(iv) Misc items like gum boots, helmets etc.				Rs	20.00
			Total		Rs	3,219.63
Add 5% for cement as overhead & 20% for other items as						
Overhead & contractor's profit =					Rs	360.73
			Gross total		Rs	3,580.36
			Say		Rs	3,580.00
		Cost/cum			Rs	3,580.00

नॉर्थ ईस्टर्न इलेक्ट्रिक पावर कॉर्पोरेशन नई दिल्ली
NEEPCO
North Eastern Electric Power Corporation New Delhi

13. MASS CONCRETE - M 25 -Aggregate size 40 mm & down(Dam &spillway)				
A. Rate per cum materials				
Item	Qnty	Unit	Rate	Amount (in Rs)
1. Cement PSC	550.00	Kg	4.72	2,596.00
2. Sand (River 20% & Crushed 80%)	0.42	Cum	611.20	256.70
3 Coarse aggregate 40 mm down	0.84	Cum	622.00	522.48
4. Water		L.S.		10.00
5.Admixture				25.00
Sub total of A			Rs	**3,410.18**
B. Batching & Mixing an d laying of concrete including transportation upto pick up point				
Batching & Mixing will be carried out by 100cum/hour plant and concete will be Transported to pick up poin by 4 cum capacity Transit Mixer				
(i)Batching & Mixing Charges:				
Use rate of 100 cum/hour B&M Plant =			Rs	2,934.00
Considering Job Management factor as 0.69				
output per hour = 100 x 0.69 =			69	Cum
Rate /cum =			Rs	**42.52**
(li) Transportation of concrete to pick up point				
Average lead = 1 Km				
Hourly use rate of 4 cum capacity transit mixer =			Rs	889.00
Cycle Time				
Loading time = 4x 60/69 =	3.48	Min		
Spotting time =	0.50	Min		
Loaded haul @ 10Km/hr =	6.00	Min		
Empty haul @ 15Km/hr =	4.00	Min		
Turning & Dumping time =	3.50	Min		
Total =	17.48	Min		
No of trips/hour of 50 min =		2.86069652	Trips	
Output /hour =	11.44278607	Cum		
Cost/Cum =			Rs	**77.69**
(iii) Placing of concrete				
Use rate of cable way/hr =			Rs	7,381.00
output per hour = 60cum =			60	Cum
Rate /cum =			Rs	**123.02**
(iv) Vibration of concrete				
Cost of vibrator (pneumatic H/O) LS			Rs	5.00
Labour LS			Rs	3.00
	Cost/cum		Rs	**8.00**
(v) Labour for , cleaning and resetting				
Regular				
(a) Foreman 1 No @ 9600.00/m for one shift =			Rs	320.00

नेशनल इलेक्ट्रिक पावर कॉर्पोरेशन नई दिल्ली
NEPCO
New Delhi
North Eastern Electric Power Corporation

(d) Khalasi 2 Nos. @ 3600.00/m for one shift					Rs	240.00
	Total				Rs	560.00
Casual						
(e) Belder 5 Nos @ 120.00/day for one shift					Rs	600.00
Hiden cost =					Rs	778.00
	Total of labour =				Rs	1,938.00
	Cost/cum =				Rs	4.04
(vi) Finishing & Curing						
Regular						
(a) Mason 1 No @ 7000.00/m for one shift =					Rs	233.33
	Total				Rs	233.33
Casual						
(b) Belder 2 Nos @ 120.00/day for one shift					Rs	240.00
(c) Bhisti 1/8 No @ 120.00/day for one shift					Rs	15.00
	Total				Rs	255.00
Hiden cost =					Rs	326.92
	Total of labour =				Rs	815.25
	Cost/cum =				Rs	1.70
(vii) Catwalk and other aids for concreting L.S.					Rs	3.00
	Total B =				Rs	259.97
C. Shuttering						
	Cost of shuttering/cum				Rs	58.93
	(considering 5m x 3m x 1m size concrete block)					
	Total of (A + B +C) =				Rs	3,729.08
	Add for					
	(i) workshop charge				Rs	80.00
	(ii) for air & water pipes				Rs	40.00
	(iii) for energy for lighting				Rs	40.00
	(iv) Misc items like gum boots, helmets etc.				Rs	20.00
			Total		Rs	3,909.08
Add 5% for cement as overhead & 20% for other items as						
Overhead & contractor's profit =					Rs	392.42
			Gross total		Rs	4,301.50
			Say		Rs	4,301.00
		Cost/cum			Rs	4,301.00

14. MASS CONCRETE - M 20 - Aggregate size 40 mm & down - shaft,penstock,substructure					
A. Rate per cum materials					
Item		Qnty	Unit	Rate	Amount (in Rs)
1. Cement OPC 53 Gr		400.00	Kg	4.72	1,888.00
2. Sand (River 20% & Crushed 80%)		0.43	Cum	611.20	262.82
3 Coarse aggregate 40 mm down		0.86	Cum	622.00	534.92
4. Water			L.S.		10.00
5.Admixture					25.00
	Sub total of A			Rs	**2,720.74**
B. Batching & Mixing an d laying of concrete including transportation upto pick up point					
	Batching & Mixing will be carried out by 30cum/hour plant and concete will be Transported to pick up point by 4 cum capacity Transit Mixer				
(i)Batching & Mixing Charges:					
Use rate of 30 cum/hour B&M Plant =				Rs	1,343.00
Considering Job Management factor as 0.69					
output per hour = 30 x 0.69 =				20.70	Cum
	Rate /cum =			Rs	**64.88**
(ii) Transportation of concrete to pick up point					
Average lead = 1 Km					
	Hourly use rate of 4 cum capacity transit mixer =			Rs	889.00
	Cycle Time				
	Loading time = 4x 60/20.70 =	11.59	Min		
	Spotting time =	1.00	Min		
	Loaded haul @ 10Km/hr =	6.00	Min		
	Empty haul @ 15Km/hr =	4.00	Min		
	Turning & Dumping time =	3.50	Min		
	Total =	26.09	Min		
	No of trips/hour of 50 min =		1.91613441	Trips	
	Output /hour =	7.664537628	Cum		
	Cost/Cum =			Rs	**115.99**
(iii) Transportation of concrete from pick up point to work face					
	Use rate of mobile crane /hour =			Rs	3,486.00
	Output /hour =	20.70	Cum		
	Cost/Cum =			Rs	**168.41**
(iii) Placing of concrete					
	Use rate of 25cum capacity concrete pump/hr =			Rs	1,098.00
Considering Job Management factor as 0.69					
output per hour = 25 x 0.69 =				17.25	Cum
	Rate /cum =			Rs	**63.65**
(v) Vibration of concrete					

NEEPCO New Delhi North Eastern Electric Power Corporation

	Cost of vibrator (pneumatic H/O) LS				Rs	5.00
	Labour LS				Rs	3.00
			Cost/cum		Rs	**8.00**
(vi) Labour for shifting pump, pipes & fittings, cleaning and resetting						
Regular						
(a) Foreman 1 No @ 9600.00/m for one shift =					Rs	320.00
(b) Fitter-II 1 No. @ 7000.00/m for one shift					Rs	233.33
(c) Rigger 1 No. @ 7000.00/m for one shift					Rs	233.33
(d) Khalasi 2 Nos. @ 3600.00/m for one shift					Rs	240.00
	Total				Rs	1,026.67
Casual						
(e) Belder 5 Nos @ 120.00/day for one shift					Rs	600.00
Hiden cost =					Rs	1,151.33
	Total of labour =				Rs	2,778.00
	Cost/cum =				Rs	**20.13**
(vii) Finishing & Curing						
Regular						
(a) Mason 1 No @ 7000.00/m for one shift =					Rs	233.33
	Total				Rs	233.33
Casual						
(b) Belder 2 Nos @120.00/day for one shift					Rs	240.00
(c) Bhisti 1/8 No @ 120.00/day for one shift					Rs	15.00
	Total				Rs	255.00
Hiden cost =					Rs	326.92
	Total of labour =				Rs	815.25
	Cost/cum =				Rs	**5.91**
(viii) Catwalk and other aids for concreting L.S.					Rs	**3.00**
	Total B =				Rs	**281.56**
C. Shuttering						
	Considering thickness of conc.300 mm					
	Area of shuttering/cum of conc =1/(0.3 x1 x1) =3.33sqm					
	Cost of shuttering/cum				Rs	**226.44**
	Total of (A + B +C) =				Rs	**3,228.73**
	Add for					
	(i) workshop charge				Rs	80.00
	(ii) for air & water pipes				Rs	40.00
	(iii) for energy for lighting				Rs	40.00
	(iv) Misc items like gum boots, helmets etc.				Rs	20.00
			Total		Rs	**3,408.73**
Add 5% for cement as overhead & 20% for other items as						
Overhead & contractor's profit =					Rs	398.55
			Gross total		Rs	**3,807.28**
			Say		Rs	3,807.00
		Cost/cum			Rs	**3,807.00**

NEEPCO
North Eastern Electric Power Corporation
New Delhi

15.	MASS CONCRETE - M 20 - Aggregate size 40 mm & dqwn - TUNNEL				
A. Rate per cum materials					
Item		Qnty	Unit	Rate	Amount (in Rs)
1. Cement OPC 53 Gr		400.00	Kg	4.72	1,888.00
2. Sand (River 20% & Crushed 80%)		0.43	Cum	611.20	262.82
3 Coarse aggregate 40 mm down		0.86	Cum	622.00	534.92
4. Water			L.S.		10.00
5 Admixture @ 0.5%					25.00
	Sub total of A			Rs	2,720.74
B. Batching & Mixing an d laying of concrete including transportation upto pick up point					
	Batching & Mixing will be carried out by 30cum/hour plant and concete will be Transported to pick up point by 4 cum capacity Transit Mixer				
(i)Batching & Mixing Charges:					
Use rate of 30 cum/hour B&M Plant =				Rs	1,343.00
Considering Job Management factor as 0.69					
output per hour = 30 x 0.69 =				20.7	Cum
	Rate /cum =			Rs	64.88
(ii) Transportation of concrete to pick up point					
Average lead = 1 Km					
	Hourly use rate of 4 cum capacity transit mixer =			Rs	889.00
	Cycle Time				
	Loading time = 4x 60/20.7 =	11.59	Min		
	Spotting time =	1.00	Min		
	Loaded haul @ 10Km/hr =	6.00	Min		
	Empty haul @ 15Km/hr =	4.00	Min		
	Turning & Dumping time =	3.50	Min		
	Total =	26.09	Min		
	No of trips/hour of 50 min =		1.91613441	Trips	
	Output /hour =	7.664537628	Cum		
	Cost/Cum =			Rs	115.99
(iii) Placing of concrete					
	Use rate of 25cum capacity concrete pump/hr =			Rs	1,098.00
Considering Job Management factor as 0.69					
output per hour = 25 x 0.69=				17.25	Cum
	Rate /cum =			Rs	63.65
(iv) Vibration of concrete					
	Cost of vibrator (pneumatic H/O) LS			Rs	5.00
	Labour LS			Rs	3.00
		Cost/cum		Rs	8.00
(v) Labour for shifting pump, pipes & fittings, cleaning and resetting					
Regular					

नॉर्थ ईस्टर्न इलेक्ट्रिक पावर कॉर्पोरेशन नई दिल्ली
North Eastern Electric Power Corporation New Delhi

(a) Foreman 1 No @ 9600.00/m for one shift =					Rs	320.00
(b) Fitter-II 1 No. @ 7000.00/m for one shift					Rs	233.33
(c) Rigger 1 No. @ 7000.00/m for one shift					Rs	233.33
(d) Khalasi 2 Nos. @ 3600.00/m for one shift					Rs	240.00
	Total				Rs	1,026.67
Casual						
(e) Belder 5 Nos @ 120.00/day for one shift					Rs	600.00
Hiden cost =					Rs	1,151.33
	Total of labour =				Rs	2,778.00
	Cost/cum =				Rs	20.13
(vi) Finishing & Curing						
Regular						
(a) Mason 1 No @ 7000.00/m for one shift =					Rs	233.33
	Total				Rs	233.33
Casual						
(b) Belder 2 Nos @ 120.00/day for one shift					Rs	240.00
(c) Bhisti 1/8 No @120.00/day for one shift					Rs	15.00
	Total				Rs	255.00
Hiden cost =					Rs	326.92
	Total of labour =				Rs	815.25
	Cost/cum = 582.17/(8 x 15) =				Rs	5.91
(vii) Catwalk and other aids for concreting		**L.S.**			Rs	3.00
	Total B =				Rs	281.56
C. Shuttering						
	Cost of shuttering/cum (gantry)				Rs	257.00
	Total of (A + B +C) =				Rs	3,259.29
	Add for					
	(i) workshop charge				Rs	80.00
	(ii) for air & water pipes				Rs	40.00
	(iii) for energy for lighting				Rs	40.00
	(iv) Misc items like gum boots, helmets etc.				Rs	20.00
			Total		Rs	3,439.29
Add 5% for cement as overhead & 20% for other items as						
Overhead & contractor's profit =					Rs	404.66
			Gross total		Rs	3,843.95
			Say		Rs	3,844.00
		Cost/cum			Rs	3,844.00

उत्तर पूर्वी इलेक्ट्रिक पावर कार्पोरेशन नई दिल्ली
NEEPCO
North Eastern Electric Power Corporation
New Delhi

16. MASS CONCRETE - M 20 - Aggregate size 20 mm & down -					
	POWER HOUSE SUPER-STRUCTURE				
A. Rate per cum materials					
Item		Qnty	Unit	Rate	Amount (in Rs)
1. Cement OPC 53 Gr		400.00	Kg	4.72	1,888.00
2. Sand (River 20% & Crushed 80%)		0.43	Cum	611.20	262.82
3 Coarse aggregate 40 mm down		0.86	Cum	622.00	534.92
4. Water			L.S.		10.00
5.Admixture @ 0.5%					25.00
	Sub total of A			Rs	2,720.74
B. Batching & Mixing an d laying of concrete including transportation upto pick up point					
	Batching & Mixing will be carried out by 30cum/hour plant and concete will be Transported to pick up point by 4 cum capacity Transit Mixer				
(i)Batching & Mixing Charges:					
Use rate of 30 cum/hour B&M Plant =				Rs	1,343.00
Considering Job Management factor as 0.69					
output per hour = 30 x 0.69 =				20.7	Cum
	Rate /cum =			Rs	64.88
(ii) Transportation of concrete to pick up point					
Average lead = 1 Km					
	Hourly use rate of 4 cum capacity transit mixer =			Rs	889.00
	Cycle Time				
	Loading time = 4x 60/20.7 =	11.59	Min		
	Spotting time =	1.00	Min		
	Loaded haul @ 10Km/hr =	6.00	Min		
	Empty haul @ 15Km/hr =	4.00	Min		
	Turning & Dumping time =	3.50	Min		
	Total =	26.09	Min		
	No of trips/hour of 50 min =		1.91613441	Trips	
	Output /hour =	7.664537628	Cum		
	Cost/Cum =			Rs	115.99
(iii) Placing of concrete					
	Use rate of 25cum capacity concrete pump/hr =			Rs	1,098.00
Considering Job Management factor as 0.69					
output per hour = 25 x 0.69 =				17.25	Cum
	Rate /cum =			Rs	63.65
(iv) Vibration of concrete					
	Cost of vibrator (pneumatic H/O) LS			Rs	5.00
	Labour LS			Rs	3.00
		Cost/cum		Rs	8.00
(v) Labour for shifting pump, pipes & fittings, cleaning and resetting					
Regular					

North Eastern Electric Power Corporation New Delhi

(a) Foreman 1 No @ 9600/m for one shift =					Rs	320.00
(b) Fitter 1 No. @ 7000/m for one shift					Rs	233.33
(c) Rigger 1 No. @ 7000/m for one shift					Rs	233.33
(d) Khalasi 2 Nos. @ 3600/m for one shift					Rs	240.00
	Total				Rs	1,026.67
Casual						
(e) Belder 5 Nos @ 120/day for one shift					Rs	600.00
Hiden cost =					Rs	1,151.33
	Total of labour =				Rs	2,778.00
	Cost/cum = 2354.12/(8 x 15) =				Rs	**23.15**
(vi) Finishing & Curing						
Regular						
(a) Mason 1 No @ 7000/m for one shift =					Rs	233.33
	Total				Rs	233.33
Casual						
(b) Belder 2 Nos @ 120/day for one shift					Rs	240.00
(c) Bhisti 1/8 No @ 120/day for one shift					Rs	15.00
	Total				Rs	255.00
Hiden cost =					Rs	326.92
	Total of labour =				Rs	815.25
	Cost/cum = 582.17/(8 x 15) =				Rs	**6.79**
(vii) Catwalk and other aids for concreting		**L.S.**			Rs	**3.00**
	Total B =				Rs	**285.46**
C. Shuttering						
Considering column size of 0.75 x 1.50 m and lift 2.0 m						
Shuttering required = (2 x 0.75+2 x 1.50) x 2 =				9.00	Sqm	
Cost of shuttering /sqm = 86.00						
Total cost of shuttering /column/lift = 9 x87.00 =				612.00		
Qnty of concrete per lift = 0.75 x 1.5 x 2 =				2.25	Cum	
Cost of shuttering/cum =					Rs	**272.00**
	Total of (A + B +C) =				Rs	**3,278.20**
	Add for					
	(i) workshop charge				Rs	80.00
	(ii) for air & water pipes				Rs	40.00
	(iii) for energy for lighting				Rs	40.00
	(iv) Misc items like gum boots, helmets etc.				Rs	20.00
			Total		Rs	**3,458.20**
Add 5% for cement as overhead & 20% for other items as						
Overhead & contractor's profit =					Rs	408.44
			Gross total		Rs	**3,866.64**
			Say		Rs	3,867.00
		Cost/cum			Rs	**3,867.00**

नॉर्थ ईस्टर्न इलेक्ट्रिक पावर कॉर्पोरेशन नई दिल्ली
North Eastern Electric Power Corporation New Delhi

17.	MASS CONCRETE - M 15 - Aggregate size 40 mm & down -				
	TUNNEL BACKFILL				
A. Rate per cum materials					
Item		Qnty	Unit	Rate	Amount (in Rs)
1. Cement OPC 53 Gr		300.00	Kg	4.72	1,416.00
2. Sand (River 20% & Crushed 80%)		0.45	Cum	611.20	275.04
3 Coarse aggregate 40 mm down		0.90	Cum	622.00	559.80
4. Water			L.S.		2.00
5.Admixture @ 0.5%					50.00
	Sub total of A			Rs	2,302.84
B. Batching & Mixing an d laying of concrete including transportation upto pick up point					
	Batching & Mixing will be carried out by 30cum/hour plant and concete will be Transported to pick up point by 4 cum capacity Transit Mixer				
(i)Batching & Mixing Charges:					
Use rate of 30 cum/hour B&M Plant =				Rs	1,343.00
Considering Job Management factor as 0.69					
output per hour = 30 x 0.69 =				20.7	Cum
	Rate /cum =			Rs	64.88
(ii) Transportation of concrete to pick up point					
Average lead = 1 Km					
	Hourly use rate of 4cum capacity transit mixer =			Rs	889.00
	Cycle Time				
	Loading time = 4x 60/20.7 =	11.59	Min		
	Spotting time =	1.00	Min		
	Loaded haul @ 10Km/hr =	6.00	Min		
	Empty haul @ 15Km/hr =	4.00	Min		
	Turning & Dumping time =	3.50	Min		
	Total =	26.09	Min		
	No of trips/hour of 50 min =		1.91613441	Trips	
	Output /hour =	7.664537628	Cum		
	Cost/Cum =			Rs	115.99
(iii) Placing of concrete					
	Placement by 5cum Pneumatic Concrete Placer				
	Use rate of placer/hr =			Rs	1,008.00
Considering Job Management factor as 0.69,					
output per hour = 5 x 0.69 =				3.45	Cum
	Rate /cum =			Rs	292.17
(iv) Vibration of concrete					
	Cost of vibrator (pneumatic H/O) LS			Rs	5.00
	Labour LS			Rs	3.00
		Cost/cum		Rs	8.00
(v) Labour for shifting pump, pipes & fittings, cleaning and resetting					

Regular						
(a) Foreman 1 No @ 9600.00/m for one shift =					Rs	320.00
(b) Fitter-II 1 No. @ 7000.00/m for one shift					Rs	233.33
(c) Rigger 1 No. @ 7000.oo/m for one shift					Rs	233.33
(d) Khalasi 2 Nos. @ 3600.00/m for one shift					Rs	240.00
	Total				Rs	1,026.67
Casual						
(e) Belder 5 Nos @ 120.00/day for one shift					Rs	600.00
Hiden cost =					Rs	1,151.33
	Total of labour =				Rs	2,778.00
	Cost/cum = 2354.12/(8 x 15) =				Rs	23.15
	Total B =				Rs	504.19
C. Shuttering						
	Cost of shuttering/cum		L.S.		Rs	25.00
	Total of (A + B +C) =				Rs	2,832.03
	Add for					
	(i) workshop charge				Rs	80.00
	(ii) for air & water pipes				Rs	40.00
	(iii) for energy for lighting				Rs	40.00
	(iv) Misc items like gum boots, helmets etc.				Rs	20.00
			Total		Rs	3,012.03
Add 5% for cement as overhead & 20% for other items as						
Overhead & contractor's profit =					Rs	390.01
			Gross total		Rs	3,402.04
			Say		Rs	3,402.00
		Cost/cum			Rs	3,402.00

उत्तर पूर्वी इलेक्ट्रिक पावर कॉर्पोरेशन नई दिल्ली
NEEPCO
New Delhi
North Eastern Electric Power Corporation

18. DEWATERING OF FOUNDATION				
(i) Hourly use rate of 50HP (Elec) Pump =			Rs	417.00
(ii) Pipes & accessories				
(a) 250 mm dia MS pipe 300 m long @ 859.00 =			Rs	257,700.00
(b) 5 nos bend 250 mm dia @1150.00 each =			Rs	5,750.00
(c) 1 no foot valve 300 mm dia =			Rs	2,000.00
(d) 1 no sluice valve 250 mm dia =			Rs	1,000.00
(e) Spare items =			Rs	5,000.00
Total =			Rs	271,450.00
Rated life of accessories =	20000	Hrs		
Hourly cost of accessories =				
0.734 × 271450 / (0.75 × 20000) =			Rs	13.28
Repair & maintenance charges = 0.5 × 13.28 =			Rs	6.64
(iii) Labour Charges :				
A. Regular				
a) Plumber 1 no (Grade-I) =	1 x 6958.00		Rs	6,958.00
B. Casual				
b) Helper 1 no =	1x 50.00 x 30		Rs	1,500.00
Add 80% of A and 55% of B for hidden cost =			Rs	6,391.40
Total =			Rs	14,849.40
Average working hours / month =	150	Hrs		
Labour charge / hour =			Rs	99.00
iv) Sundries/Misc supply @ 10% of				
Repair charged for accessories =			Rs	0.66
v) Making sump				
Labour - 4 nos @ 50.00/day for one month =			Rs	6,000.00
Add 55% for hidden cost =			Rs	3,300.00
Total =			Rs	9,300.00
Average working hours / month =	150	Hrs		
Labour charge / hour =			Rs	62.00
Total of (i + ii + iii + iv + v) =			Rs	598.58
vi) Misc charge and making platform etc for pumps				
@25% of total charge / hour = 0.25 x 412.58			Rs	149.65
Total of (i + ii + iii + iv + v + vi) =			Rs	748.23
Add 20% OH & CP =			Rs	149.65
	Gross total =		Rs	897.88
Rate / Kwh = 618.88/(0.746 x 50)			Rs	24.07
	Say,		Rs	24.00
Rate of dewaterring / Kwh =			**Rs**	**24.00**

19.	TORSTEEL REINFORCEMENT OF ALL SIZES				
A. MATERIALS					
(i) Cost of 1 MT torsteel in project store (average cost) =				Rs	21,143.81
(ii) Add for wastage and incidental to work @ 2.5% =				Rs	528.60
(iii) Local transportation from project store to site yard,					
Average lead 5 KM (10T truck) = 5 × 31.00x2/10 =				Rs	29.00
		Sub total of A		Rs	21,701.41
B. HANDLING & PLACING					
(i) Bending & cutting @ 6% of A				Rs	1,302.08
(ii) Handling at site @ 5% of A				Rs	1,085.07
(iii) Placing & welding @ 5% of A				Rs	1,085.07
(iv) Binding wire and other materials including					
	T&P @ 5% of A			Rs	1,085.07
		Sub total of B		Rs	4,557.30
	Total of (A+B) =			Rs	26,258.70
	Total =			Rs	26,258.70
Add 5% for steel as OH and 20% for other					
	items as OH & CP =			Rs	2,000.88
	Gross total =			Rs	28,259.58
		Say		Rs	28,260.00
		Rate/MT		Rs	28,260.00

20.	GROUTING					
Considering use of 64 bags for grouting in a working shift of 8 hours. Mix1:2						
A. COST OF MATERIALS						
(i) Cement 64 bags @ 230 =					Rs	15,104.00
(ii) Sand (80% crushed & 20% river) 4.54 cum =					Rs	2,777.29
(iii) Local transportation from project store to site						
Average lead 5 KM (10T truck) =2x 5 × 31.00x64/200 =					Rs	92.80
(iv) G.I. Pipes & Accessories , Hose pipe, etc. =					Rs	50.00
	Sub total of A				Rs	**18,024.09**
B. MACHINERY CHARGES						
(i) 7.5 HP pump for hole cleaning = 2 x 97.00 =					Rs	194.00
(ii) Grouting Machine for 8 hrs @ 853.00 =					Rs	6,824.00
	Sub total of B				Rs	**7,018.00**
C. LABOUR						
REGULAR						
(i) Foreman 1 No. @ 9600/- for one shift =					Rs	320.00
CASUAL						
(ii) Belder 2 nos for grouting @ 120/day =					Rs	240.00
(iii) Belder 1 nos for cleaning hole @ 120/day =					Rs	120.00
			Total		Rs	360.00
Hidden cost =					Rs	454.00
Total of labour =					Rs	**1,134.00**
	Total of (A+B+C) =				Rs	**26,176.09**
Add 5% for cement as OH and 20% for other						
Items as OH & CP =					Rs	2,969.62
			Gross total =		Rs	**29,145.71**
		Cost/bag =			Rs	455.40
		Say			Rs	455.00
		Rate/Bag			**Rs**	**455.00**

उत्तर पूर्वी इलेक्ट्रिक पावर कार्पोरेशन लि. नई दिल्ली
NEEPCO
North Eastern Electric Power Corporation New Delhi

21.	GROUTING IN TUNNEL					
Considering use of 64 bags for grouting in a working shift of 8 hours.Mix1:2						
A. COST OF MATERIALS						
(i) Cement 64 bags @ 230.00 =					Rs	15104.00
(ii) Sand (80% crushed & 20% river) 4.544 cum =					Rs	2777.29
(iii) Local transportation from project store to site						
Average lead 5 KM (10T truck)					Rs	92.80
(iv) G.I. Pipes & Accessories , Hose pipe, etc. =					Rs	50.00
	Sub total of A				Rs	**18024.09**
B. MACHINERY CHARGES						
(i) 7.5 HP pump for hole cleaning = 4 x 97.00 =					Rs	388.00
(ii) Grouting Machine for 9 hrs @853.00 =					Rs	7677.00
	Sub total of B				Rs	**8065.00**
C. LABOUR						
REGULAR						
(i) Foreman 1 No. @ 9600.00 for one shift =					Rs	320.00
CASUAL						
(ii) Belder 2 nos for grouting @ 120.00/day =					Rs	240.00
(iii) Belder 1 nos for cleaning hole @ 120.00/day =					Rs	120.00
			Total		Rs	360.00
Hidden cost =					Rs	454.00
Total of labour =					Rs	**1134.00**
	Total of (A+B+C) =				Rs	**27223.09**
Add 5% for cement as OH and 20% for other						
Items as OH & CP =					Rs	3179.02
			Gross total =		Rs	**30402.11**
		Cost/bag =			Rs	475.03
		Say			Rs	475.00
		Rate/Bag			**Rs**	**475.00**

नॉर्थ ईस्टर्न इलेक्ट्रिक पावर कॉर्पोरेशन नई दिल्ली
NEEPCO
New Delhi
North Eastern Electric Power Corporation

22	MANUFACTURING OF ROCK BOLT - 25 MM Ø TORSTEEL				
	- 3.5 m length				
MATERIALS & MACHINERIES :					
(i) 25 mm dia torsteel					
(ii) 10 mm thick M.S. Plate					
(iii) Nut for 25 mm dia bolt					
(iv) Radial drill machine					
(v) Lathe machine					
(vi) Gas cutting set & gas					
A. COST OF MATERIALS for 16 no bolts, 3.5 m long each					
(i) 25 mm dia torsteel -					
3.5 m long = (3.5+0.15) × (16 × 3.85)/1000 =			0.225	MT	
Add 2.5% wastage =			0.006	MT	
			0.230	MT	
(ii) 10 mm thick M.S. Plate =					
(16 × 0.15 × 0.15 × 78.56)/1000			0.028	MT	
Add 2.5% wastage =			0.001	MT	
			0.029	MT	
Cost of tor steel @ Rs		21143.81		Rs	4872.82
Cost of MS plate @ Rs.		27431.78		Rs	795.21
Cost of nut @ 40.00 each =				Rs	640.00
	Sub total of A =			Rs	**6308.03**
B. COST OF MACHINERIES					
(i) Lathe machine @ 208.00 for 4 hrs =				Rs	852.00
(ii) Radial Drill machine @ 183.00 for 2 hrs =				Rs	372.00
(iii) Cost of gas & cutting set =				Rs	100.00
	Sub total of B =			Rs	**1324.00**
C. LABOUR					
REGULAR					
(i) Foreman 1 no @9600.00 for half shift =				Rs	160.00
(ii) Welder 1 no @7200.00 for half shift =				Rs	120.00
	Total of regular labour =			Rs	280.00
CASUAL					
(iii) Belder 3 nos for handling, helping etc.@ 120.00/day =				Rs	360.00
Hidden cost =				Rs	422.00
	Total =			Rs	**1062.00**
D. LOCAL TRANSPORTATION					
From store to worksite =				Rs	**10.00**
	Total of (A+B+C+D) =			Rs	**8704.03**
Cost/bolt =				Rs	544.00
	Say			Rs	544.00
	Rate/No (3.5 m length)			Rs	**544.00**

नार्थ ईस्टर्न इलेक्ट्रिक पावर कॉर्पोरेशन नई दिल्ली NEEPCO North Eastern Electric Power Corporation New Delhi

23	MANUFACTURING OF ROCK BOLT - 25 MM Ø TORSTEEL			
	- 4 m length			
MATERIALS & MACHINERIES :				
(i) 25 mm dia torsteel				
(ii) 10 mm thick M.S. Plate				
(iii) Nut for 25 mm dia bolt				
(iv) Radial drill machine				
(v) Lathe machine				
(vi) Gas cutting set & gas				
A. COST OF MATERIALS for 16 no bolts, 4.00 m long each				
(i) 25 mm dia torsteel -				
4 m long = (4+0.15) × (16 × 3.85)/1000 =		0.256	MT	
Add 2.5% wastage =		0.006	MT	
		0.262	MT	
(ii) 10 mm thick M.S. Plate =				
(16 × 0.15 × 0.15 × 78.56)/1000		0.028	MT	
Add 2.5% wastage =		0.001	MT	
		0.029	MT	
Cost of tor steel @ 18920.88 =			Rs	5540.33
Cost of MS plate @ 25953.36 =			Rs	795.21
Cost of nut @ 40.00 each =			Rs	640.00
	Sub total of A =		Rs	**6975.54**
B. COST OF MACHINERIES				
(i) Lathe machine @ 208.00 for 4 hrs =			Rs	852.00
(ii) Radial Drill machine @ 183.00 for 2 hrs =			Rs	372.00
(iii) Cost of gas & cutting set =			Rs	100.00
	Sub total of B =		Rs	**1324.00**
C. LABOUR				
REGULAR				
(i) Foreman 1 no @ 9600.00 for half shift =			Rs	160.00
(ii) Welder 1 no @ 7200.00 for half shift =			Rs	120.00
	Total of regular labour =		Rs	280.00
CASUAL				
(iii) Belder 2 nos for handling, helping etc.@ 120.00/day =			Rs	240.00
Hidden cost =			Rs	356.00
	Total =		Rs	**876.00**
D. LOCAL TRANSPORTATION				
From store to worksite =			Rs	**10.00**
	Total of (A+B+C+D) =		Rs	9185.54
Cost/bolt =			Rs	574.10
	Say		Rs	574.00
	Rate/No (4 m length)		Rs	574.00

24.	PROVIDING AND FIXING ROCK BOLT OF 25 MM DIA -			
	BY ROCK BOLT JUMBO IN TUNNEL			
A. COST OF MATERIAL & MACHINERY				
Consider 3.5 m pull				
No. of rock bolts @ 1.75m c/c in 2 rows =		21	Nos	
Length of Rock bolt (inside the rock) =		3.5	M	
Total length of drilling =		73.5	M	
Cycle time of 2-Boom rock bolt				
Drilling time @ 35 m/hr =			2.1	Hrs
Packing up Rock bolt , fixing in the machine & setting				
@ 1.50 min (each) =21 x1.5/60 =			0.53	Hrs
Placing/inserting resin capsuls & Rock bolts,				
Rotating & grouting complete =			1.00	Hrs
Total time of operation =			3.63	Hrs
		Say	3.63	Hrs
(i) Cost of Rock Bolting machine @ 4188/hr			Rs	8160.60
(ii) Cost of drill steel @ 91.00/m =			Rs	6688.50
(iii) Cost Resin capsuls 3 nos for each bolt @ 65.00 =			Rs	4095.00
(iv) Cost of cement and sand =			Rs	40.00
(v) Cost of Rock Bolts @ 544 =			Rs	11424.00
Sub total of A			Rs	**30408.10**
B. LABOUR				
REGULAR				
(i) Foreman 1 no @ 9600.00 for half shift =			Rs	160.00
(ii) Fitter 1 no @ 7200.00 for half shift =			Rs	120.00
Total of regular labour =			Rs	280.00
CASUAL				
(iii) Belder 4 nos for handling, helping etc.@ 120.00/half day =			Rs	240.00
Hidden cost =			Rs	356.00
Total =			Rs	**876.00**
C. LOCAL TRANSPORTATION				
From store to worksite =			Rs	**0.00**
Total of (A+B+C) =			Rs	**31284.10**
Add 5% for steel as OH and 20% for other				
Items as OH & CP =			Rs	5014.93
	Gross total =		Rs	**36299.03**
	Cost/RM		Rs	493.86
	Say,		Rs	494.00
	Rate/RM		**Rs**	**494.00**

नॉर्थ ईस्टर्न इलेक्ट्रिक पावर कॉर्पोरेशन नई दिल्ली
NEEPCO
North Eastern Electric Power Corporation New Delhi

25	PROVIDING AND FIXING ROCK BOLT OF 25 MM DIA - SURGE SHAFT , POWER HOUSE ETC BY JACK HAMMER					
A. COST OF MATERIAL & MACHINERY						
Consider 3.5 m pull						
No. of rock bolts @ 1.75 m c/c=				20	Nos	
Length of Rock bolt (inside the rock) =				3.5	M	
Total length of drilling =				70	M	
Cycle time						
Drilling time @ 3.5m/hr using 4 nos. of Jack hammer=					5	Hrs
Placing/inserting resin capsuls & Rock bolts,						
Rotating & grouting complete @ 5 min each =					0.833333	Hrs
Total time of operation =					5.833333	Hrs
	Say				6.00	Hrs
(i) Cost of Drilling by Jack Hammer with pusher leg @ 316.00=					Rs	8940.00
(ii) Cost of drill steel @ 44.00/m =					Rs	3080.00
(iii) Cost of resin capsuls 3Nos for each @ 65/-					Rs	3900.00
(iv) Cost of mechanical spinning =LS					Rs	500.00
(v) Cost of cement and sand L.S.					Rs	40.00
(vi) Cost of Rock Bolts @ 489.00 =					Rs	10880.00
	Sub total of A				Rs	**27340.00**
B. LABOUR						
REGULAR						
(i) Foreman 1 no @ 9600.00 for half shift =					Rs	160.00
(ii) Fitter 1 no @ 7200.00 for half shift =					Rs	120.00
	Total of regular labour =				Rs	280.00
CASUAL						
(iii) Belder 3 nos for handling, helping etc.@ 120.00/day =					Rs	360.00
Hidden cost =					Rs	422.00
Total =					Rs	**1062.00**
C. LOCAL TRANSPORTATION						
From store to worksite =					Rs	**0.00**
	Total of (A+B+C) =				Rs	**28402.00**
Add 5% for steel as OH and 20% for other						
Items as OH & CP =					Rs	4497.64
			Gross total =		Rs	**32899.64**
			Cost/RM		Rs	469.99
			Say,		Rs	470.00
			Rate/RM		Rs	**470.00**

26. SHOT CRETE IN TUNNEL USING SHORT CRETE MACHINE						
	WITH ROBO ARM-MIX 1:3:1 (WITH STEEL FIBRE)					
Consider one pull of 3.5 m						
Volume of shortcrete = 12.15 x 3.50 x 0.05 =				2.13	Cum	
Add 10% for irregular surface =				0.21	Cum	
				2.34	Cum	
Add wastage due to rebound						
@ 20% (wet mix) =				0.47	Cum	
				2.807	Cum	
A. MATERIALS FOR (MIX 1:3:1 - 1 cement : 3 sand : 1 CA)						
	Average lead = 1 Km					
Sl No	Item		Qnty	Unit	Rate	Amount
1	Cement		21.05	Bag	236.00	4967.77
2	Sand (80% crushed :					
	20% river)		2.10	Cum	611.20	1286.57
3	Agg (coarse)		0.69	Cum	622.00	432.07
4	Steel fibre		84.20	Kg	65.00	5472.97
5	Water					4.00
6	Admixture		10.52	Lt	46.00	484.15
		Sub total of A			Rs	**12647.52**
B. BATCHING & MIXING AND LAYING						
(i) Batching & Mixing						
Use rate of 30 cum capacity BM Plant =					Rs	1343.00
Output/hr, considering 69% eficiency =					20.7	Cum
Time required for 2.8 cum batching & mixing =					0.135587	Hrs
Cost of BM Plant =					Rs	**182.09**
(ii) Transportation 4.0 cum capacity T/Mixer						
Hourly use rate of T/Mixer =					Rs	889.00
Cycle time						
Loading Time = 4x60/18 =			11.59	Min		
Spotting time =			0.30	Min		
Loaded haul @ 10 Km/hr =			6.00	Min		
Empty haul @ 15 Km/hr =			4.00	Min		
Unloading time =			2.00	Min		
	Total time =		23.89	Min		
No of trip per working hour = 50/27.83 -=					2.092558	/Hrs
Output of Mixer per hour = 2.09 x 4=					8.370231	Cum
Cost of transportation for 2.807 cum = 812 x 2.807/8.37=					Rs	**298.09**

नॉर्थ ईस्टर्न इलेक्ट्रिक पावर कॉर्पोरेशन नई दिल्ली
NEEPCO
North Eastern Electric Power Corporation New Delhi

(iii) Laying / application with 10 cum capacity shortcrete machine with Robo arm						
Hourly use rate of machine =					Rs	1376.00
Considering job & plant efficiency factor,				0.69		
Hourly output = 10 x 0.69 =				6.9	Cum	
Quantity to be applied =				2.80665	Cum	
Cost of application = 7.4x1357/6.00 =					Rs	**559.70**
Time required = 7.4/6.00 =				0.40676087	Hr.	
	Total of (i +ii +iii + iv)=				Rs	**1039.89**
	Total of (A+B) =				Rs	**13687.41**
	Add for					
	Workshop charges, Air & water charges,				Rs	559.70
	Lighting charges etc @ 100 % of rate of shotcrete M/C					
			Total		Rs	**14247.12**
Add 5 % for cement as OH and 20% for other						
Items as OH & CP =					Rs	2104.26
			Gross total =		Rs	**16351.37**
			Cost/Cum		Rs	5825.94
			COST/BAG		Rs	776.79
			Say,		**Rs**	**777.00**
		Rate/Bag			**Rs**	**777.00**

27.	SHORT CRETE IN SURGE SHAFT, POWER HOUSE					
	-MIX 1:3:1 (WITH STEEL FIBRE)					
Consider an area of 10m x 1.2 m and thickness 7.5 cm						
Volume of shortcrete = 10.00 x 1.2 x 0.075 =				0.9	Cum	
Add 10% for irregular surface =				0.09	Cum	
				0.99	Cum	
Add wastage due to rebound						
@ 20% (wet mix) =				0.198	Cum	
				1.188	Cum	
A. MATERIALS FOR (MIX 1:3:1 - 1 cement : 3 sand : 1 CA)						
	Average lead = 1 Km					
Sl No	Item		Qnty	Unit	Rate	Amount
1	Cement		8.91	Bag	236.00	2102.76
2	Sand (80% crushed :					
	20% river)		0.891	Cum	611.20	544.58
3	Agg (coarse)		0.294	Cum	622.00	182.89
4	Steel fibre		35.64	Kg	65.00	2316.60
5	Water					4.00
6	Admixture		2.2275	Lt	46.00	102.47
		Sub total of A			Rs	**5253.29**
B. BATCHING & MIXING AND LAYING						
(i) Batching & Mixing						
Use rate of 30 cum capacity BM Plant =					Rs	1343.00
Output/hr, considering 69% eficiency =					20.7	Cum
Time required for 1.87 cum batching & mixing =					0.057391	Hrs
Cost of BM Plant =					Rs	**77.08**
(ii) Transportation 4.0 cum capacity T/Mixer						
Mix will be sent to the point by gravity with a chute and pipe lines						
Cost of transportation L.S. =					Rs	**50.00**

(iii) Laying / application with 6 cum capacity shortcrete machine						
Hourly use rate of machine =					Rs	1058.00
Considering job & plant efficiency factor,						
Hourly output = 6 x 0.69 =				4.14	Cum	
Quantity to be applied =				1.188	Cum	
Cost of application = 1.87 x733.00/3.60 =					Rs	**303.60**
Time required = 1.87/3.60 =				0.286956522	Hr.	
	Total of (i +ii +iii + iv)=				Rs	**430.68**
	Total of (A+B) =				Rs	**5683.97**
	Add for					
	Workshop charges, Air & water charges,				Rs	303.60
	Lighting charges etc @ 100 % of rate of shotcrete M/C					
			Total		Rs	**5987.57**
Add 5% for cement as OH and 20% for other						
Items as OH & CP =					Rs	882.10
			Gross total =		Rs	**6869.67**
			Cost/Cum		Rs	5782.55
			COST/BAG		Rs	771.01
			Say,		**Rs**	**771.00**
		Rate/Bag			**Rs**	**771.00**

28. R . C. C. LAGGING

Providing and fixing pre-cast RCC M-15 lagging in underground tunnels (including cost of reinforecement)

Consider 100 nos of slabs of size 75 x 150 x 700 mm

Quantity of concrete = 0.7875 cum 0.7875

Sl No	Item	Qnty	Unit	Rate	Amount
1	Cement	240	Kg	4.72	1132.80
2	Sand (80% crushed : 20% river)	0.345	Cum	611.20	210.86
3	Agg (coarse) 12.5 mm down	0.709	Cum	622.00	441.00
4	Cost of reinforcement 8mm = 0.1624 MT & 6mm = 0.018 MT	0.1804	MT	21143.81	3814.34
	Sub total of A			Rs	**5599.01**

B. BATCHING & MIXING OF CONCRETE

Use rate of 10/7 cft cement mixer =		Rs	205.00
No of mixing required = 0.7875 x 35.32 /7 =		4 Nos	
Cycle time			
Loading of materials	5 Min		
Mixing =	3 Min		
Unloading time =	2 Min		
Total =	10 Min		
Time required = 4 x 10 =		40 Min	
Cost of batching & mixing =		Rs	**136.67**

C. LABOUR

REGULAR

(a) Foreman 1/2 No @9600.00 /month for supervision =	Rs	160.00
(b) Mason 1No @7000/month	Rs	233.33
	Rs	393.33

CASUAL

(c) Belders 1Nos @ 3600/Month for concrete mixing & handling	Rs	120.00
(d) Belder 1 No	Rs	
(e) Belder 1/4 No for 14 days	Rs	420.00
(f) Belders 2 nos for staking at site	Rs	240.00

	Rs	780.00
Hidden cost =	Rs	743.67
Total of labour =	Rs	**1917.00**

D. LOCAL TRANSPORTATION

Local transportation including loading & unloading charges

Lead upto 5 Km by 400 blocks /truck = 31.00 x 5 x 100 /400 =

	Rs	**36.25**

E. LABOUR FOR LAYING INCLUDING LOADING AND UNLOADING

REGULAR

(a) Foreman 1/2 No @9600 /month for supervision =	Rs	160.00

CASUAL

(b) Belders 2 Nos @3600/month for loading& unloading for Half shift	Rs	120.00
(c) Belder 2.5 No for laying and fixing For half shift	Rs	150.00
	Rs	270.00
Hidden cost =	Rs	276.50
Total of labour =	Rs	**706.50**

F. SHUTTERING

Cost of shuttering @ 2.00 each LS =	Rs	**200.00**

G. MISC ITEMS

(a) Scafolding for laying blocks L.S.	Rs	**100.00**
Total of (A+B+C+D+E+F+G) =	Rs	**8695.42**
Add for		
Workshop charges @ 2%	Rs	173.91
Cost of curing tank & water charges @1%	Rs	86.95
Electric energy @ 1%	Rs	86.95
Total	Rs	**9043.24**
Add 5% for cement & steel as OH and 20% for other Items as OH & CP =	Rs	1066.58
Gross total =	Rs	**10109.82**
Cost/Cum	Rs	12837.86
Say,	**Rs**	**12838.00**
Rate/Cum	**Rs**	**12838.00**

29	FURNISHING AND INSTALLATION OF COPPER SEAL				
A. COST OF MATERIALS					
Size of copper seal 250 mm x 0.8 mm					
Weight per sqm = 7.35 Kg					
Weight of strips per linear metre = 0.20 x 1 x 7.35 x 1.025 = 1.50 Kg					
(Allowing 2.5% for wastage and incidental to work)					
(i) Cost per linear metre @ 245/Kg including furnishing,					
Storing , handling and cutting =				Rs	367.50
(ii) Cost of bracing , washers and nails etc. Per					
Running metre @ 3% of (i) above =				Rs	11.03
				Rs	**378.53**
B. LABOUR					
(a) Mason 1 / 4 No @ 7000/month for one day =				Rs	58.33
(b) Helper 1 No @ 3600/month =				Rs	120.00
Hidden cost =				Rs	112.67
Total of labour =				Rs	**291.00**
Total of (A+B) =				Rs	**669.53**
Add 20% for OH & CP =				Rs	133.91
	Total cost			Rs	**803.43**
	Rate/Kg=			Rs	535.62
	Say			Rs	536.00
	Rate/Kg=			**Rs**	**536.00**

30.	FURNISHING AND INSTALLATION OF ASPHALT SEAL					
A. COST OF MATERIALS						
Size of asphalt seal 133mm x 135 mm						
Volume of asphalt required per linear metre = 0.018 cum						
Weigth of asphalt per cum = 1365 Kg						
Weigth of 0.018 cum asphalt = 24.57 Kg						
Cost of asphalt @ 10.00 per Kg including carriage & handling =						
					Rs	245.70
B. COST OF PIPE 12 MM DIA						
Quantity required per linear metre =				2	M	
Cost of pipe including carriage & handling @ 93.20 /m =					Rs	186.40
C. COST OF OTHER ACCESSORIES						
The accessories including pipe fittings 24 cm long						
& 1.25 cm diametre bolts with clamps, metal plates,						
Frames for recessess and wire etc. Support of pipes						
Cost of these accessories can be taken @25% of						
Cost of pipe =					Rs	46.60
D. COST OF STEM						
The steam shall be required for melting the asphalt in the seal						
Cost per linear metre @ 25% of cost of pipe =					Rs	46.60
E. LABOUR						
Considering the seal in one lift of 1.50 m block, labour one shift						
REGULAR						
(a) Pipe Fitter 1 /2 No. @ 7000/ month					Rs	116.67
(b) Mason 1 / 4 No @ 7000/month =					Rs	58.33
					Rs	175.00
CASUAL						
(c) Helper 1 /2 No					Rs	60.00
Hidden cost =					Rs	173.00
Total of labour =					Rs	408.00
Progress per shifts = 1.50 m						
Cost of labour per linear metre =					Rs	272.00
	Total of (A+B+C+D+E) =				Rs	797.30
Add 20% for OH & CP =					Rs	159.46
	Gross total =				Rs	956.76
	Say				Rs	957.00
	Rate/RM =				**Rs**	**957.00**

उत्तर पूर्वी इलेक्ट्रिक पावर कॉर्पोरेशन नई दिल्ली NEEPCO New Delhi North Eastern Electric Power Corporation

E/Gubot

31.	FURNISHING & INSTALLATION OF DRAINAGE PIPE				
	- 25 MM DIA G.I. PIPE				
A. COST OF MATERIALS					
Cost of 1MT of pipe =				Rs	45020.07
Add 2.5% wastage =				Rs	1125.50
Local transportation =				Rs	105.00
	Sub total of A			Rs	**46250.57**
B. HANDLING AND PLACING					
Cutting @ 6% of A				Rs	2775.03
Handling @ 5% of A				Rs	2312.53
Placing & package @ 5% of A				Rs	2312.53
Pipe fittings @ 60% of A				Rs	27750.34
	Sub total of B			Rs	**35150.43**
	Total of (A+B) =			Rs	**81401.00**
Add 5% for steel as OH and 20% for other					
Items as OH & CP =				Rs	9527.19
		Gross total =		Rs	**90928.19**
		Cost/Kg =		Rs	90.93
		Say		Rs	91.00
		Rate/Kg =		**Rs**	**91.00**
		Rate/RM =		Rs	220.00

34.	**STOP LOG GATES**			
A. COST OF MATERIALS (for 1 MT)				
(a)Cost of M.S. Plate , Structurals steel (average cost) =			Rs	22430.71
(b) Add 2.5% as wastage =			Rs	560.77
			Rs	22991.48
(c) Acetylene 1.5 cum @ 218.00 =			Rs	327.00
(d) Oxygen 7.5 cum @ 40.00 =			Rs	300.00
(e) Electrodes 4mm, 3.0 pkt @ 472.00 =			Rs	1416.00
(f) Gun metal Ingots12 Kg @ 60.00 =			Rs	720.00
(g) Rubber seal 2.5 Rm @ 45.00 =			Rs	112.50
(h) Misc items @ 5% of cost of MS =			Rs	1149.57
	Sub total of A		Rs	**27016.55**
B. LABOUR CHARGES				
(a) Fabrication @ 30% of cost of MS =			Rs	6897.44
(b) Maching @ 20% of cost of MS =			Rs	4598.30
(c) Casting @ 20% of cost of MS =			Rs	4598.30
(d) Black smithy & forging @ 15% of cost of MS =			Rs	3448.72
(e) Misc charges @ 5% of cost of MS =			Rs	1149.57
	Sub total of B		Rs	**20692.33**
C. ERECTION & TRANSPORTATION CHARGES				
(a) Transportation @ 10% of cost MS =			Rs	2299.15
(b) Erection of embedded parts & positioning @ 15% Cost of MS				3448.72
			Rs	**5747.87**
	Total of (A+B+C) =		Rs	**53456.76**
Add 5% for steel as OH and 20% for other				
Items as OH & CP =			Rs	7242.63
	Gross total =		Rs	60699.39
	Say		Rs	60699.00
	RATE/MT		**Rs**	**60699.00**

नॉर्थ ईस्टर्न इलेक्ट्रिक पावर कॉर्पोरेशन नई दिल्ली NEEPCO New Delhi North Eastern Electric Power Corporation

35.	TRASH RACK			
A. COST OF MATERIALS (for 1 MT)				
(a)Cost of M.S. Plate , Structurals steel (average cost) =			Rs	22430.71
(b) Add 2.5% as wastage =			Rs	560.77
			Rs	22991.48
(c) Acetylene 3.8 cum @ 218.00 =			Rs	828.40
(d) Oxygen 16.0 cum @ 40.00 =			Rs	640.00
(e) Electrodes 4mm, 5.0 pkt @ 472.00 =			Rs	2360.00
(f) Misc items @ 2% of cost of MS =			Rs	459.83
	Sub total of A		Rs	**27279.71**
B. LABOUR CHARGES				
(a) Fabrication @ 40% of cost of MS =			Rs	9196.59
(b) Black smithy & straightening @ 15% of cost of MS =			Rs	3448.72
(c) Misc labour charges @ 3% of cost of MS =			Rs	689.74
	Sub total of B		Rs	**13335.06**
C. ERECTION & TRANSPORTATION CHARGES				
(a) Transportation & positioning @ 10% of cost MS =			Rs	2299.15
(b) Erection of embedded parts & trashrack @ 40% Cost of MS			Rs	9196.59
			Rs	**11495.74**
	Total of (A+B+C) =		Rs	**52110.51**
Add 5% for steel as OH and 20% for other				
Items as OH & CP =			Rs	6973.38
	Gross total =		Rs	**59083.89**
	Say		Rs	59084.00
	RATE/MT		**Rs**	**59084.00**

36. MANUFACTURE & INSTALLATION OF AIR DUCT - 900 MM DIA			
	2 mm thick HR coil is used for fabrication of Air Duct. Length of each		
piece will be 1.77 m. MS Angles 25 x 25 x3 mm is used for end flages . Rubber gasket			
is proposed for joints.			
A. COST OF MATERIALS (for 10 nos of 1.77 m long duct)			
(a) 2 mm thick HR coil 0.81 MT =		Rs	22649.36
(b) MS Angles 0.06 MT @ 20088.00/MT =		Rs	1166.53
		Rs	23815.90
(c) Bolts,nuts rubber gasket, rivets etc @ 2% of cost of steel =		Rs	476.32
	Sub total of A	Rs	**24292.21**
B. FABRICATION			
(a) Labour - It is assumed that 10 nos duct can be fabricated in one working			
shift of 8 hours			
	REGULAR		
	(i) Foreman 1 No @9600/month =	Rs	320.00
	(ii) Blacksmith 1 no @ 3600/month =	Rs	120.00
	(iii) Fitter 1 no @7000/month =	Rs	233.33
		Rs	673.33
	CASUAL		
	(iv)Belders 2 nos	Rs	240.00
		Rs	240.00
	Hidden cost =	Rs	670.67
	Total of labour =	Rs	**1584.00**
(b) Machinery Charges			
	(i) Radial drill Machine 2 hrs @ 117.00/hr =	Rs	372.00
	(ii) Welding machine for 3 hrs @ 115.00/hr =	Rs	582.00
	(iv) T & P etc =	Rs	50.00
	Total of machinery	Rs	**1004.00**
	Sub total of B	Rs	**2588.00**
C. INSTALATION			
(a) Cost of Materials & machinery			
	(i) 28 mm of tor steel = 0.2445 x 19041.00 =	Rs	4655.52
	(ii) Cost of drill steel = 15 x34.00 =	Rs	510.00
	(iii) Cost of Jack hammer for 5 hrs = 5 x 318=	Rs	2185.00
	(iv) Cost of welding set for 2 hrs = 2 x 195 =	Rs	388.00
	(v) Cost of power = 2.50 x 24 =	Rs	88.80
	Total of materials & machinery =	Rs	7827.32

(b) Labour					
	For cutting rod, handling pipe, fixing of support and frection of pipe.				
	REGULAR				
	(i) Rigger 1 No @7000/month =			Rs	233.33
	(ii) Fitter 1 no @ 7000/month =			Rs	233.33
				Rs	466.67
	CASUAL				
	(iii) Helper 1 no			Rs	120.00
	(iv) Belders 5 nos			Rs	600.00
				Rs	720.00
	Hidden cost =			Rs	769.33
	Total of labour =			Rs	**1956.00**
(c) Add local transportation of pipe and steel = L.S.				Rs	**45.00**
(d) Sundries/ Misc item = L.S.				Rs	**45.00**
	Sub total of C			Rs	**9873.32**
	Total of (A+B+C) =			Rs	**36753.54**
	Cost /RM = 36418.05/17.70 =			Rs	2076.47
		Say		Rs	2076.00
		Rate/RM		**Rs**	**2076.00**

37.	ROPE DRUM HOIST FOR 12.6 X 15.0 M RADIAL GATE					
Cost of rope drum hoist for Radial gate 12m x 12 m at						
DHEPas on March 1996					Rs	700000.00
Add escalation for 7.25 years @ 4% per year =					Rs	203000.00
					Rs	903000.00
Present cost of materials of hoist Less 20% OH & CP =					Rs	752500.00
	(i) Proportionate cost of materials for 13.5 x 10 m					
	size of Radil Gate =				Rs	705468.75
	(ii) Manufactureing cost @ 60% of material=				Rs	423281.25
	(iii) Cost of shop & painting @ 10% of material =				Rs	70546.88
	(iv) Transportation @ 6% of material =				Rs	42328.13
	(v) Erection @ 20% of material =				Rs	141093.75
			Total		Rs	1382718.75
Add 5% for materials as OH and 20% for other						
items as OH & CP =					Rs	170723.44
			Gross total =		Rs	1553442.19
			Say,		Rs	1553442.00
			Rate /Set =		**Rs.15.53**	**Lakh**

नार्थ ईस्टर्न इलेक्ट्रिक पावर कॉर्पोरेशन नई दिल्ली
NEEPCO
North Eastern Electric Power Corporation New Delhi

38.	HOIST BRIDGE - FOR 15 M X 12.6 M RADIAL GATE					
	Cost for 1 MT					
	(i) Cost of material =				Rs	22430.71
	(ii) Add 2.50% wastage =				Rs	560.77
					Rs	22991.48
	(iii) Manufactureing cost @ 60% of material=				Rs	13794.89
	(iv) Cost of shop & painting @ 10% of material =				Rs	2299.15
	(v) Transportation @ 6% of material =				Rs	1379.49
	(vi) Erection @ 20% of material =				Rs	4598.30
			Total		Rs	**45063.30**
Add 5% for materials as OH and 20% for other						
items as OH & CP =					Rs	5563.94
			Gross total =		Rs	**50627.24**
			Say,		Rs	50627.00
			Rate /MT =		Rs	**50627.00**

39. STEEL LINING FOR PRESSURE SHAFT						
Consier 2 Nos 3 m long & 7.0 M dia stell lined shaft of 18mm thickness of BQ Plate						
A. COST OF MATERIALS						
	BQ Plate =	(π x 7.00 x 2 x 3) x141.41 =			18649.1508	Kg
	Add wastage @ 2.5% =				466.22877	Kg
					19115.3796	Kg
	Weigth of material =				19.1153796	MT
	(i)Cost of steel =				Rs	656173.21
	(ii)Transportation of steel from porject store to workshop					
	2 KM lead (20T Trailor) for 1 hrs = 1 x 919.00 =				Rs	938.00
	(iii)Unloading at site 18 T Crane for 15 min = 1/4 x 1960				Rs	499.75
		Sub total of A =			Rs	**657610.96**
B LABOUR						
	(i) Straightening @ 1.5% of A =				Rs	9842.60
	(ii) Marking @ 1% of A =				Rs	6561.73
	(iii) Cutting @ 5% of A =				Rs	32808.66
	(iv) Rolling @5% =				Rs	32808.66
	(v) Welding @ 10% 0f A =				Rs	65617.32
	(vi) Handling Materials @1% of A				Rs	6561.73
	(vii) Testing of welding @ 3% of A=				Rs	19685.20
	(viii) Fixture, T&P etc. @ 0.5% of A =				Rs	3280.87
		Sub total of B			Rs	**177166.77**
C. ERECTION						
	(i) Transportation of pipes to workshop , average 2 Km lead,					
	Considering 1 pipe/ Trailor for one hrs = 1 x 919 =				Rs	911.00
	(ii) Unloading by derrick 10T capacity 2 nos pipe in					
	1 Hrs = 1 x 514.00 =				Rs	550.00
	(iii) Transportation by Trolley =				Rs	400.00
	(iv) Assembling , final matching , field welding ,					
	Testing and paucity @ 10 % of A =				Rs	65617.32
		Sub total of C			Rs	**67478.32**
		Total of (A+ B+C)			Rs	**902256.05**
Add 5% for steel as OH and 20% for other						
items as OH & CP =					Rs	82025.23
		Gross total =			Rs	**984281.28**
		Say			Rs	984281.00
		Rate/MT			**Rs**	**51492.00**

उत्तर पूर्वी क्षेत्र विद्युत शक्ति निगम लिमिटेड नई दिल्ली
NEEPCO
North Eastern Electric Power Corporation Limited New Delhi

40. TUNNEL BORING					
Average lead =	1.00	Km			
Tunnel of diameter =	6.70	M			
Thickness of lining =	0.30	M			
Rib thickness =	0.15	M			
Minimum excavated diameter of tunnel = Finished dia of tunnel + 2(thickness of linning					
		+ Rib thickness) =		7.60	M
Add for pay line = 7.60 + 2 x 0.2 =				8.00	M
Cross sectional area of tunnel =				50.2654825	Sqm
Quantity of excavation per meter length =				50.2654825	Cum
			Say	51.00	Cum
Assumed progress per face (this includes drilling, blasting, mucking, ribbing etc.)=2.5 m					
	Qnty of excavatin per cycle =2.5 x 51 cum =			127.50	Cum
Cycle of operations :					
1. Drilling & shifting of Drill Jumbo =		4.00	Hrs		
2. Charging & Blasting =		1.00	Hrs		
3. Defuming =		1.00	Hrs		
4. Scaling =		0.50	Hrs		
5. Mucking =		5.00	Hrs		
6. Survey & Mapping =		0.50	Hrs		
7. Average time for supporting =		12.00	Hrs		
	Total =	24.00	Hrs		
A. DIRECT LABOUR					
REGULAR					
(i) Foreman 1.5 No for 24.5 hrs @ 9600/month =				Rs	1440
(ii) Explosive Inspector 1No for 1shift @ 7648/month =				Rs	240.00
(iii) Electrician 1.5 no for 24.5 hr @ 7000/month =				Rs	1050
			Total =	Rs	2730.00
CASUAL					
(iv) Helper to Electrician 1.5 no for 24.5 hr @ 3600 per month =				Rs	540.00
(v) Helper to foreman 1No for 24.5 hr @ 3600 per month =				Rs	360.00
(vi) Blaster 1 no for 1 shift @3600 per month				Rs	120.00
(vii) Explosive chargeman 1no for 1 shift @3600 per month =				Rs	120.00
(viii) Belders 15 nos for 24.5 hr @3600 per month =				Rs	5400.00
				Rs	6540.00
Hidden cost =				Rs	5781.00
Total of direct labour				Rs	15051.00
Rate of labour /cum =				Rs	118.05

B. MACHINERY CHARGES					
Equipments	Nos	Working	Use rate		Amount
		hrs/cycle			
1. Hydraulic Drill Jumbo	1	4	4623.00	Rs	18492.00
2. 35 T tipper (6 cum)	4	5	883.00	Rs	17660.00
3. Crawler Loader (1.2 cum)	1	5	1379.00	Rs	6895.00
4. 180HP crawler dozer	1	1	2906.00	Rs	2906.00
Total of machinery charges =				Rs	45953.00
Rate/cum =				Rs	**360.42**
C. MATERIAL CHARGES					
Drilling and Blasting					
It is proposed that to attain 2.5 m progress per cycle , 3.m deep					
holes will be drilled.					
Cross sectional area of tunnel =			50.2655	Sqm	
Assuming average spacing of hole =			0.7	M c/c	
Area of rock cross section per hole =0.7 x 0.7			0.49	Sqm	
No. hole required per face =50.2655/0.49=			103	Nos	
Depth of drilling =103 x3=			309.00	M	
(i) Cost of drill steel = 309 x 91.00=			Rs	28119.00	
Rate of drill /cum =				Rs	220.54
(ii) Explosives					
Genletatine required is 1kg/cum @61.00/Kg =				Rs	61.00
(iii) Detonators & fuse coil					
Cost of detonators of 103 nos @ 16.00/each =			Rs	1648.00	
Cost /cum =				Rs	12.93
(iv) Other consumable petty stores such as blasting batteries, galvanometers					
and blasting wires etc @ 50% of explosive =				Rs	30.50
Total of drilling and blasting =				Rs	324.97
Add for supports packing etc. @ 5% of above =				Rs	16.25
Add for miscellaneous supplies @ 5% of above =				Rs	16.25
Rate /cum =				Rs	**357.46**
D. CHARGES FOR VENTILATION BLOWERS :					
Double line exhaust ventilation system is proposed . Maximum length of					
Working face is 2187 m; cost of ventilation is analysed in 4 stages 0-600, 600-1200,					
1200-1800 & 1800-2500 chainages, since cost increases due to addition of Boosters at evry 600m.					
Equipments:					
1. 900 mm sweep two stage Axial fan with 50 HP/4 pole elec. Motor (AC) 1 nos					
2. -do- as boosters at every 600 m					
3. 900 mm dia metalic ducting					
4. Cables , starter switches , RS Joists and angles for installation					

(i) CH 0.00 - 600.00 m						
	(a) Cost of Blower at intake /hr = 1 x 295.00 =				Rs	327.00
	(b) Cost of ducting					
	Length of duct = 1 x 600 = 600 m					
	Cost of duct @ 2076.00=		Rs	1245600.00		
	Deduct 20% resale value		Rs	249120.00		
	Net chargeable to work		Rs	996480.00		
Time required for boring of 600 m length @ 60 m/ month = 600/60 =10 months						
No. of working hours = 10x75x8 =			6000	Hrs		
		Say	6000	Hrs		
	Cost of duct/hr =				Rs	166.08
	(c) Cost of Platform, misc items LS/Hr =				Rs	40.00
	Sub total of (i) =				Rs	**533.08**
(ii) CH 600.00 - 1200.00 m						
(a) Cost of 1 no Blower & 1 no booster /hr =1x 2 x 198.00 =					Rs	456.00
(b) Cost of ducting						
Length of duct = 1 x 1200= 1200 m						
Cost of duct @ 2076.00=			Rs	2491200.00		
Deduct 20% resale value			Rs	498240.00		
Net chargeable to work			Rs	1992960.00		
Time required for boring of 1200 m length @ 60 m/ month = 1200/60 =20 months						
No. of working hours = 20 x 75 x 8				12000	Hrs	
		Say		12000	Hrs	
	Cost of duct/hr =				Rs	166.08
	(c) Cost of Platform, misc items LS/Hr =				Rs	100.00
	Sub total of (ii) =				Rs	**722.08**
(iii) CH 1200.00 - 1800.00 m						
(a) Cost of 1 no Blower & 2 no booster /hr = 3 x 198 =					Rs	684.00
(b) Cost of ducting						
Length of duct = 1 x1800 = 1800 m						
Cost of duct @ 1762.00=			Rs	3736800.00		
Deduct 20% resale value			Rs	747360.00		
Net chargeable to work			Rs	2989440.00		
Time required for boring of 1800 m length @60 m/ month = 1800/60 =30 months						
No. of working hours = 30 x 75 x 8				18000	Hrs	
		Say		18000	Hrs	
	Cost of duct/hr =				Rs	166.08
	(c) Cost of Platform, misc items LS/Hr =				Rs	150.00
	Sub total of (iii) =				Rs	**1000.08**

(iv) CH 1800.00 - 2500.00 m						
(a) Cost of 1 no Blower & 3 no booster /hr = 4 x 198 =					Rs	912.00
(b) Cost of ducting						
Length of duct = 2187 m						
Cost of duct @ 1762.00=			Rs	4540212.00		
Deduct 20% resale value			Rs	908042.40		
Net chargeable to work			Rs	3632169.60		
Time required for boring of 2187 m length @60 m/ month = 2187/60 =36 months						
No. of working hours = 36 x 75 x 8				21600	Hrs	
		Say		21600	Hrs	
	Cost of duct/hr =				Rs	168.16
	(c) Cost of Platform, misc items LS/Hr =				Rs	150.00
	Sub total of (iv) =				Rs	**1230.16**
	Average cost /hr				Rs	**871.35**
			Say,		Rs	871.00
Use rate of Blower/Hr =					Rs	871.00
No of working hours of Blower per cycle=				24.00	Hr.	
Total charges of Blower per cycle= 24.0 x 800					Rs	20904.00
	Rate/cum =				Rs	**163.95**
F. SHOP CHARGES						
i) Machine shop including foundry and smithy (L.S.)					Rs	20.00
(ii) Structural shop L.S.					Rs	20.00
(iii) Steel metal shop					Rs	20.00
iv) Air and water pipe shop					Rs	20.00
v) Carpentry shop					Rs	20.00
Total shop charges per cum =					Rs	**100.00**
G. Electric material charges per cum (L.S.)					Rs	**10.00**
H. Track charges per cum (L.S.)					Rs	**50.00**
I. Water charges per cum =					Rs	**10.00**
	Total of (A+B+C+D+E+F+G+H+I) =				Rs	**1169.88**
Add for Electric Energy charges @ 2% =					Rs	23.40
		Total =			Rs	**1193.28**
Add 5% OH on Explosive and 20% for others as OH & CP					Rs	227.57
		Gross total =			Rs	**1420.84**
		Say,			Rs	1421.00
		Cost/cum =			Rs	**1421.00**

41. EXCAVATION OF PILOT SHAFT FOR SURGE SHAFT/INTAKE SHAFT /POWER HOUSE SHAFT

It is proposed to excavate a pilot shaft of 6.0m dia in first stage and then to widen the shaft to requird dia.

In the first stage, e xcavated r ock will be disposed by a 10T Derrick , while in the second stage, the muck will be thrown down the pilot shaft and disposed by means of Tippers and Loaders through the adit.

A. EXCAVATION OF PILOT SHAFT

(i) Dia = 13.00 m

(ii) Depth = 65.00 m

(iii) Excavated area = 156.14 sqm

The excavation is to be done by conventional method - drilling by Jack Hammer, muck loading manually and disposal by means of 10T Derrick operated electrically . Bucket of size will be 2.2 sqm.

Consider average lift for the analysis.

DRILLING

Consider 1 m pull =		1.3	M (effective drilling)	
Spacing of drill hole = 0.7 x .07 =		0.49	Sqm	
Holes no = 156.14/0.49 =		318.653	Nos	
	Say	319	Nos	
Total length of drilling with 2 nos 500 cfm (elec) air compresor =				
319 x1.3 =		414.70	M	
12 nos of Jack Hammer can work = 414.70/(5x12)=			6.91	Hrs
(i) Cost of 12 nosof Jack Hammer @ 316.00/hr=				Rs 36244.78
(ii) cost of drill steel @ 34.00/m =				Rs 18246.80
				Rs **54491.58**

BLASTING

Considering 50% hole depth is filled with spl Gelatine 80% of Power Gel 801.			
Quntity of explosives = 319 x3 x 0.2 =	191.4	Kg	
(i) Cost of Explosives = 191.40x 61.30 =		Rs	11675.40
(ii) Cost of detonators 3m lead =319 x 11.00 =		Rs	3509.00
(iii) Add 50% of cost of detonators for consumables such as blasting batteries, copper wire , expolsive steaming materials etc.		Rs	1754.50
		Rs	16938.90
Sub total of A =		Rs	71430.48

B. MUCKING

Mucking is proposed with one 10T Derrick , 3 nos Bucket capacity 2.2 cum .		
Total volume of rock including 10% over break =	171.754	Cum/m depth pull
Swell factor =	0.67	
Quntity /bucket =2.2 x0.67 =	1.474	Cum

Loading is done manually,						
Assuming 5 buckets/ hour						
Quntity/hour = 5 x1.47 =				7.37	Cum	
Total time of mucking = 171.754/7.35 =				23.30447761	Hrs	
Cost of mucking						
(ii) Derrick @ 489.00/hr =					Rs	12817.46
(iii) Cost of scaling by pavement breaker 1 Hr @ 306/hr =					Rs	350.00
(iv) Dozer 180 HP for 0.5 hrs @ 2432/hr =					Rs	1453.00
	Sub total of B =				Rs	14620.46

C.DIRECT LABOUR						
Cycle time						
	Drilling		3.00	Hrs		
	Loading & Blasting		1.00	Hrs		
	Defuming		0.50	Hrs		
	Scaling		1.00	Hrs		
	Mucking		6.00	Hrs		
	Rockbolting		5.00	Hrs		
	Shortcret/lagging		2.00	Hrs		
		Total =	18.50	Hrs		
			2.3125	Shifts		
	Progress/month = 75 /2.31 =			32.43243243	M	
			Say,	33	M	
LABOUR						
REGULAR						
(i) Foreman 1 No for 2.31 shift @ 9600/month =					Rs	740.00
(ii) Explosive Inspector 1No for 1shift @ 7200/month =					Rs	240.00
(iii) Electrician 1 no for 2.31 shift @ 7000/month =					Rs	539.58
					Rs	1519.58
CASUAL						
(iv) Helper to Electrician 1no for 2.31 shift @ 3600 PER MONTH =					Rs	277.50
(v) Helper to foreman 1No for 2.31 shift @ 3600 PER MONTH =					Rs	277.50
(vi) Blaster 1 no for 1 shift @ 3600 PER MONTH =					Rs	120.00
(vii) Explosive chargeman 1no for 1 shift @ 3600 PER MONTH =					Rs	120.00
(viii) Belders 4 nos for 2.31 shift @3600 PER MONTH =					Rs	1110.00
(ix) Mucker & hole cleaner 14 nos for 1shift @ 3600 PER MONTH =					Rs	1440.00
					Rs	3345.00
Hidden cost =					Rs	3055.42
Total of direct labour					Rs	7920.00

D. VENTILATION						
(i) Cost of 1 no 50 HP blower/hr=					Rs	128.00
(ii) Cost of ducting						
Cost of 125 m long 900 mm metallic duct @ 2076/m =					Rs	259500.00
Deduct 20% resale value =					Rs	51900.00
Net chargeable to work =					Rs	207600.00
Time required for completion for excavation = 65x75x8/33 =						
				1181.818182	Hrs	
			Say,	1181.818182	Hrs	
Cost/hr =					Rs	175.66
	Total of (i+ii) =				Rs	303.66
	Total cost of ventilation for 18.50 hrs =				Rs	**5617.74**
	Total of (A+B+C+D) =				Rs	**99588.68**
Add for						
	Pipe lines for air & water L.S. =				Rs	500.00
	Misc. Items for safety measures L.S. =				Rs	500.00
	Workshop charges L.S.=				Rs	1500.00
	Electric energy L.S. =				Rs	500.00
					Rs	**102588.68**
ADD 5% for explosives as OH and 20% for other						
items as OH & CP =					Rs	18240.08
		Total =			Rs	**120828.76**
		Cost /Cum=			Rs	703.50
		Say			Rs	704.00
		Rate/Cum =			**Rs**	**704.00**

42.	**BORING OF INCLINED PRESSURE SHAFT BY RAISE CLIMBER**					
The finished dia of inclined shaft is 7.0 m dia and the excavated dia 8.6 m . The inclination						
to the horizontal is 45° . As such it is proposed to excavate the inclined shaft						
with Raise Climber from the bottom by drilling , blasting and self mucking upto horizontal						
Portion.						
Following equipment are proposed :-						
1.Raise Climber			1No			
2.Jack hammer			5 Nos			
3. Scaling Hammer/ Pavement Breaker			3No			
4. Crawler Loader (side dump)			1No			
5. IST-Tipper			3 Nos			
6. Dozer 180 HP			1No			
A. COST OF DRILLING						
Consider 2m pull /cycle						
Depth of drill hole = 2.3 m						
Area of shaft =			20.32	Sqm		
Quantity /pull =			40.64	Cum		
Add 10% overbreak =			4.064	Cum		
			44.704	Cum		
Spacing of drill hole =			0.7	M		
No of drill holes = 20.32./0.7 x0.7 =			41.4694	Nos		
Say =			42	Nos		
Total length of drilling =			96.6	M		
Time required for :-						
Drilling @2.3 m/hr/Jack Hammer =96.6/2.3 x5 =				8.4	Hr.	
(using 5 nos of Jack Hammer)						
(i) Cost of Jack Hammer = 5 x 8.4 x 318=					Rs	18354.00
(ii) Cost of drill steel =96.6 x34.00 =					Rs	4250.40
(iii) Cost of Raise Climber for 6 hrs @ 2479/hr =					Rs	23100.00
	Sub total of A =				Rs	**45704.40**
B. BLASTING						
Considering requirement of explosive as 0.8 Kg/cum						
Quantity required=				35.7632	Kg	
(i) Cost of Explosives = 76.68 x 61.30 =					Rs	2181.56
(ii) Cost of detonators 5m lead =42 x 16=					Rs	672.00
(iii) Add 50% of cost of detonators for consumables such as					Rs	336.00
blasting batteries, copper wire , expolsive steaming materials etc.						
	Sub total of B =				Rs	3189.56

नॉर्थ ईस्टर्न इलेक्ट्रिक पावर कॉर्पोरेशन नई दिल्ली NEEPCO New Delhi North Eastern Electric Power Corporation

C. MUCKING					
Volume of muck = 44.70 cum					
(a) Loading					
Capacity of 1.5 cum Crawler Loader = 60 cum /hr					
Time of loading = 44.70/60		0.74507	Hrs		
(b) Transportation by 10 T Tipper (6 Cum)					
Body Volume =	6	Cum			
Swell factor =	0.67				
Capacity of Tipper = 0.67 x 6 =		4.02	Cum		
Cycle time					
Loading time = 4.02 x60/60 =		4.02	Min		
Spotting time =		0.50	Min		
Loaded haul @ 15 KMPH		4.00	Min		
Empty haul @ 20 KMPH		3.00	Min		
5 Turning & 7 dumping =		2.00	Min		
Total =		13.52	Min		
No of trips / hr = 50 /13.52 =		3.7	Nos		
Quntity transported per hour with one tripper = 3.7 x 4.02 =				14.87	Cum
No. of trippers required for mucking = 44.70/14.87=					
			3.01	Nos	
		Say,	3.00	Nos	
Keeping 50% extra =			4.5	Nos	
Cost of mucking					
(i) Loader @ 1046 /hr for.75 hr =				Rs	1034.15
(ii) IST tripper 3 nos @ 615/hr for =				Rs	1905.00
(iii) 180 HP dozer for 1/2 hr @ 2432/hr =				Rs	1453.00
Sub total of C =				Rs	4392.15
D . DIRECT LABOUR					
Cycle time					
1. Preparation time required for					
fixing /extnsion of rail, marking					
profile and drilling pattern etc.			4.00	Hrs	
2.Drilling time			9.00	Hrs	
3. Loading & Blasting			3.00	Hrs	
4. Defuming =			1.00	Hrs	
5. Scaling =			1.00	Hrs	
6. Mucking (self mucking i/c clearing of obstruction) =			0.75	Hrs	
7. Support and backfill			2.50	Hrs	
Total =			21.25	Hrs	
		Say	2.66	Shift	
Expected progress /month = 75X2 / 2.66 =			56.47	M	

LABOUR					
REGULAR					
(i) Foreman 1 No for 2.66 shift @ 9600/month =				Rs	850
(ii) Explosive Inspector 1No for 1shift @ 7200/month =				Rs	240
(iii) Electrician 1 no for 4.5shift @ 7000/month =				Rs	619.79
				Rs	1709.79
CASUAL					
(iv) Helper to Electrician 1no for 4.5 shift @ 3600 PER MONTH =				Rs	318.75
(v) Helper to foreman 1No for 4.5 shift @ 3600 PER MONTH =				Rs	318.75
(vi) Blaster 1 no for 1 shift @3600 PER MONTH =				Rs	120.00
(vii) Explosive chargeman 2 no for 1 shift @3600 PER MONTH =				Rs	240.00
(viii) Belders 4 nos for 4.5 shift for hole cleaning & marking				Rs	1275.00
Drilling pattern ,scaling etc @3600 PER MONTH =					
				Rs	2272.50
Hidden cost =				Rs	2617.71
Total of direct labour				Rs	6600.00
E. MISC. EQUIPMENTS :					
Scaling Hammer 1 no for 1 hr @ 249/hr=				Rs	249.00
	Sub total of E =			Rs	249.00
F. VENTILATION					
Cost of ventilation for 19 hrs. = 19 x 381.57				Rs	7249.83
	Total of (A+B+C+D+E+F) =			Rs	67384.94
Add for					
	Pipe lines for air & water L.S.=			Rs	750.00
	Misc. Items for safety measures L.S.=			Rs	500.00
	Workshop charges L.S.=			Rs	2000.00
	Electric energy L.S.=			Rs	500.00
	Construction & maintenance of haul road @ 5% =			Rs	3369.25
				Rs	74504.18
ADD 5% for explosives as OH and 20% for other					
items as OH & CP =				Rs	14472.80
		Total =		Rs	88976.99
		Rate/Cum		Rs	1990.36
		Say		Rs	1991.00
		Rate/Cum =		**Rs**	1991.00

44.	0.63 MM CGI SHEET ROOFING FOR POWER HOUSE.					
A. Material for 100 sqm.						
Sl. No.	Item		Qtty	Unit	Rate	Amount in Rs.
1	0.63 mm CGI sheet		820	Kg	32.24	26436.80
	128 sqm @6.41 Kg/sqm					
2	J-hook bolt & nuts		250	Each	5.00	1250.00
	8 mm dia					
3	Bitumen & limpet washer		550	Each	1.00	550.00
4	Beam bolts & nuts		300	Each	2.00	600.00
	25 x 6 mm					
			Total =		Rs.	28836.80
B. LABOUR						
a) Regular						
i) Blacksmith 10 Nos @ Rs. 75.00/day =					Rs.	750.00
ii) Foreman 1 No @ Rs 9600/month =					Rs.	320.00
					Rs.	1070.00
b) Casual						
(iii) Mazdoor 8 Nos @ Rs 50.00/day =					Rs.	400.00
Add for hidden cost =					Rs.	1076.00
		Total =			Rs.	2546.00
C. SUNDRIES LIKE T&P, ROPE, SCAFFOLDING ETC.						
	LS =				Rs.	100.00
		Total of (A+ B+C) =			Rs.	31482.80
Add 5% for CGI Sheet as OH and 20% for other						
items as OH & CP =					Rs.	2331.04
		Gross total =			Rs.	33813.84
	Cost / Sqm = 33380.98/100 =				Rs.	338.14
		Say,			Rs.	339.00
	Cost / sqm =				Rs.	339.00

नार्थ ईस्टर्न इलेक्ट्रिक पावर कॉर्पोरेशन नई दिल्ली
NEEPCO
North Eastern Electric Power Corporation New Delhi

45.	**STONE MASONRY (with 1 : 4 cement and sand mortar)**					
	Brief specification : Hand packed.					
A. MATERIAL						
ii Stone/cum (as per item for stone Riprap) =					Rs.	250.33
iii 0.54 cum river sand including storage, handling and						
Carrying to site @ Rs 353/cum =					Rs.	170.64
(iii) 3 bags of cement @ Rs 233.33/bag =					Rs.	708.00
		Total =			Rs.	**1128.97**
B. LABOUR (per 100 cft)						
a) Regular						
i) Mason 3 Nos @ Rs. 7000/month =					Rs.	700.00
					Rs.	700.00
b) Casual						
iii) Belder 3.5 Nos @ Rs 50.00/day =					Rs.	175.00
iv) Bhisti 0.5 No @ Rs 50.00/day =					Rs.	25.00
					Rs.	200.00
Add for hidden cost =					Rs.	670.00
		Total =			Rs.	1570.00
Labour per cum = 1472.68 x 35.28/100 =					Rs.	**553.90**
		Total of (A+ B) =			Rs.	**1682.87**
Add 5% for cement as OH and 20% for other						
items as OH & CP =					Rs.	230.37
Add Forest royality stone/cum=						15.00
		Gross total =			Rs.	**1928.24**
		Say,			Rs.	1929.00
	Rate/cum =				**Rs.**	**1929.00**

46.	EMERGENCY GATE, SERVICE GATE ETC.					
A. COST OF MATERIALS (for 1 MT)						
(a) Cost of M.S. Plate , Structurals steel (average cost) =					Rs	22430.71
(b) Add 2.5% as wastage =					Rs	560.77
					Rs	22991.48
(c) Pig iron 0.60 MT @ 10000.00 =					Rs	6000.00
(d) Acetylene 1.8 cum @ 218.00 =					Rs	392.40
(e) Oxygen 13.50 cum @ 40.00 =					Rs	540.00
(f) Electrodes 4mm, 450 no @ 18.89/each =					Rs	8500.50
(g) Gun metal 13.50 Kg @ 12.00/Kg =					Rs	162.00
(h) Rubber metal 4.0 m @ 2.50/m =					Rs	10.00
(f) Misc items eg. Screws, bolt etc @ 35% of cost of MS =					Rs	8047.02
	Sub total of A				Rs	46643.40
B. LABOUR CHARGES						
(a) Fabrication @ 60% of cost of MS =					Rs	13794.89
(b) Machining i/c turning, drilling etc @ 100% of cost of MS =					Rs	22991.48
(c) Casting @ 20% of cost of MS =					Rs	4598.30
(d) Forging charges @ 15% of cost of MS =					Rs	3448.72
(e) Temporary jig and fixtures @ 10% of cost of MS =					Rs	2299.15
	Sub total of B				Rs	47132.53
C. ERECTION & TRANSPORTATION CHARGES						
(a) Transportation & positioning @ 10% of cost MS =					Rs	2299.15
(b) Erection of embedded parts & trashrack @ 50% Cost of MS					Rs	11495.74
		Total =			Rs	13794.89
	Total of (A+B+C) =				Rs	107570.82
Add 5% for steel as OH and 20% for other						
Items as OH & CP =					Rs	18065.44
	Gross total =				Rs	125636.26
	Say				Rs	125636.00
	RATE/MT				Rs	125636.00

43.	ENLARGEMENT OF SURGE SHAFT					
For enlargement of 6.0 m dia shaft, it is proposed to carry out the enlargement work						
In stages considering an increment of 3.0 m radial strip in each stage.						
	Depth of excavation =				2	M
	(by Jack Hammer)					
	Area of excavation in each cycle					
	(considering the 1st strip from pilot shaft) =				84.78	sq.m.
	Volume of excavation = 84.78x2.0 =				169.56	Cum
Cycle of operation :						
	1. Drilling =			7	Hrs	
	2. Charging and blasting =			3	Hrs	
	3. Defuming / scaling =			1	Hrs	
	4. Removal of residual muck =			2	Hrs	
		Total =		13	Hrs	
				1.625	Shift	
As mucking will not affect the regular drilling ,						
The cycle period for excavation is 13 hours.						
MUCKING						
Upto the tunnel invert, self mucking through the pilt shaft is proposed.						
Mucking from the intersection point of pilot shaft and tunnel will be carried						
Out with the help of Tipper and Loader as proposed in tunnel mucking.						
	Quantity of excavation =			169.56	Cum	
Taking 18 T Tipper, Capacity =				8.04	Cum	
Cycle time (as item no. 18 of coarse aggregate) ,						
Output of Tipper per hour =				23.99	Cum	
Considering 4 trips, output /hr = 23.99x4 =				95.96	Cum	
	Hence mucking period =			1.767	Hrs	
		Say,		1.767	Hrs	
	Taking residual removal =			1.000	Hrs	
	Total mucking time =			2.77	Hrs	
A. DIRECT LABOUR						
REGULAR						
(i) Foreman 1.5 No for 1.63 shift @ 9600/month =					Rs	782.4
(ii) Explosive Inspector 1No for 1shift @ 7200/month =					Rs	240
(iii) Electrician 1.5 no for 1.63 shift @ 7000/month =					Rs	570.5
					Rs	1592.9
CASUAL						
(iv) Helper to Electrician 1.5 no for 1.63 shift @ 50.00 /day =					Rs	122.25
(v) Helper to foreman 1No for 1.63 shift @ 50.00 /day =					Rs	81.50
(vi) Blaster 1 no for 1 shift @ 50.00 /day					Rs	50.00
(vii) Explosive chargeman 1no for 1 shift @ 50.00 /day =					Rs	50.00
(viii) Belders 15 nos for 1.63 shift @50.00 /day =					Rs	1222.50
						1526.25

Hidden cost =				Rs	2113.76
Total of direct labour				Rs	**5232.91**
B. MACHINERY CHARGES					
Equipments	Nos	Working	Use rate		Amount
		hrs/cycle			
2.18 T tripper (8.04cum)	4	3	883.00	Rs	10596.00
3.FE Loader (3.5 cum)	1	3	1379.00	Rs	4137.00
4. 320HP crawler dozer	1	1	3739.00	Rs	3739.00
Total of machinery charges =				Rs	**18472.00**

C. DRILLING AND BLASTING					
	Dia of hole =			38	Mm
	Spacing of drill hole = 0.7x0.7 =			0.49	Sqm
	No of hole reqd = 84.78/0.49 =			173.020408	
		Say,		174	Nos
	Total length of drilling = 2x174 =			348	M
Considering the increase and openers of the working area, output of					
Jack hammer is taken as 5 m/hr.					
Taking simultaneous operation of 10 nos of Jack hammer,					
Time reqd for drilling = 348/10x5 =				6.96	Hrs
		Say,		7	Hrs
(i) Cost of Jack hammer = 345.00x7x10 =				Rs	30590.00
(ii) Cost of Drill steel = 348x34.00 =				Rs	15312.00
		Total =		Rs	45902.00
(iii) Explosive					
Considering explosive requirement as 1 Kg/Cum.					
Total explosive required = 169.56x1 =				169.56	Kg
a) Cost of explosive = 169.56x61.30 =				Rs	10343.16
b) Cost of detonator 3 m lead = 174x11.00 =				Rs	1914.00
c) add 50% of cost of detonator as consumeable =				Rs	957.00
		Total =		Rs	13214.16
		Total of C =		Rs	**59116.16**
D. Shop Charges					
	i) Machine shop including foundry and smithy			Rs	1500.00
	ii) Structural shop			Rs	1000.00
	Iii) Steel metal shop			Rs	1200.00
	iv) Air and water pipe shop			Rs	500.00
	v) Carpentry shop			Rs	500.00
TOTAL SHOP CHARGES				Rs	4700.00
E. Electric material charges per cum L.S.				Rs	2000.00
F. Track charges per cum=				Rs	8000.00

G. Water charges per cum =					Rs	2000.00
	Total of (A+B+C+D+E+F+G) =				Rs	**99521.07**
Add for Electric Energy charges @ 2% =					Rs	1990.42
		Total =			Rs	101511.49
Add 5% OH on Explosive and 20% for others as OH & CP					Rs	18463.72
		Gross total =			Rs	**119975.21**
		Say,			Rs	119976.00
		Cost/cum =			**Rs**	**707.57**
		Say,			**Rs**	**708.00**

47.	ROPE DRUM HOIST FOR BULKHEAD GATE, INTAKE GATE ETC.					
	(Based on work order of Ranganadi HE Project dtd. November'98)					
A. HOIST						
	i) Cost of 1.025 MT of material =				Rs	22430.71
	(ii) Fabrication i/c shop charges =				Rs	13458.43
	iii) Transportation =				Rs	2297.64
		Total =			Rs	38186.78
B. HOIST SUPPORTING STRUCTURES						
	i) Cost of material =				Rs	5744.10
	(ii) Fabrication i/c shop charges =				Rs	3446.46
	(iii) Transportation =				Rs	574.41
		Total =			Rs	9764.97
		Total of (A+ B) =			Rs	47951.75
		Say,			Rs	47952.00
		Rate/MT =			**Rs**	**47952.00**

48.	**HYDRAULIC HOIST FOR GATES.**					
	RHEP work order for gates 10.00 m x 12.00 m size					
	Has been considered as basis.					
Sl No	Items		Cost of	Proportionate cost of gate size		
			10x12 m	3.5m x 4.0 m	3.5m x 4.5m	4.0mx5.0m
			Size gate			
1	Design of hydrlc hoist		2658150.00	310117.50	348882.19	443025.00
	With suspension system					
2	Material cost of hoist		820416.67	95715.28	107679.69	136736.11
3	Fabrication cost of hoist		221512.50	25843.13	29073.52	36918.75
4	Transportation cost		32816.67	3828.61	4307.19	5469.45
	of hoist					
5	Material cost of		65633.33	7657.22	8614.37	10938.89
	Suspension system.					
6	Fabrication cost of		41020.83	4785.76	5383.98	6836.81
	Suspension system.					
7	Transportation cost of		8204.17	957.15	1076.80	1367.36
	Suspension system.					
8	Erection of hoist		120010.55	14001.23	15751.38	20001.76
9	Erection of suspension		32816.67	3828.61	4307.19	5469.45
11	Total (Rs/set)		4000581.39	466734.50	525076.31	666763.57
12	Say (Rs/Set)		**4014000.00**	**468270.00**	**526800.00**	**668952.00**

49.	**ROOF TRUSS.**					
	i) Angle 2 No 90x90x6 PR =2x12.65x8.2x2=				414.92	Kg
	ii) Angle 2 No 90x90x6 Tie= 2x11.25x8.2x2=				369.00	Kg
	ii) Angle 75x75x6 Diagonals = 2(2.8+3.6+4.3)6.8=				145.52	Kg
	iv) Angle 65x65x6 Verticals= 2(0.75+1.55+2.5)5.8=				55.68	Kg
	v) Purlins 65x65x6 @1.6 c/c= 2x9x3x5.8=				313.20	Kg
		Total =			**1298.32**	Kg
	vi) Add for joint plates @ 15% =				194.748	Kg
	No of Truss @ 3.00 m c/c = (51/3+1)=			18	Nos.	
	Total weight =				26875.224	Kg
					26.875224	MT
A. MATERIAL FOR ONE TRUSS						
Sl. No.	Item		Quantity	Unit	Rate	Amount (in Rs)
1	Angles		1298.32	Kg	19.44	25242.18
2	MS Plate 8 mm		194.75	Kg	27.43	5342.28
3	Add 2.5% wastage on 1&2		37.33	Kg		764.61
4	Rivets/bolts		25.00	Kg	30.00	750.00
5	Electrodes 4.0 mm		5.00	Pkt	472.00	2360.00
6	Oxygen		1.50	Cum	40.00	60.00
7	Acetylene		0.50	Cum	218.00	109.00
		Sub total of A =			Rs	**34628.07**
B. FABRICATION						
I. Machinary charges						
	a) Welding machine (Diesel) for 3 hrs=3 x 211.00=				Rs	1041.00
	b) Drilling machine for 4 hrs= 4x1 17.00=				Rs	744.00
	c) Air Compressor 500 cfm					
	(Diesel) for 3 hrs = 3 x215				Rs	507.00
	d) Gas cutting set for 3 hrs = 3 x 50.00=				Rs	150.00
		Total =			Rs	**2442.00**
II. Labour for Fabrication						
a) Regular						
i) Welder 1 Nos @ Rs. 7000.00/month for cutting =					Rs.	233.33
					Rs.	233.33
b) Casual						
ii) Belder 4 Nos @ Rs120.00/day for marking, straightening etc =					Rs.	480.00
iii) Helper 1 No @ Rs 120.00/day =					Rs.	120.00
				Total	Rs.	**600.00**
Add for hidden cost =					Rs.	516.67
		Total =			Rs.	**1350.00**
		Total of B =			Rs.	**3792.00**

उत्तर पूर्वी विद्युत शक्ति निगम लिमिटेड नई दिल्ली
NEEPCO
New Delhi
North Eastern Electric Power Corporation Limited

C. ERECTION						
I. Tools & Tackles						
	a) Derrick/Winch/Chain pulley Etc LS =				Rs.	200.00
	b) T&P, Ropes, safety belt etc LS=				Rs.	200.00
	c) Local Transport @6% of cost of MS steel =				Rs.	1880.94
	d) Painting @ 4% of cost of MS Steel =				Rs.	1253.96
		Total =			Rs.	3534.91
II. Labour for Erection						
a) Regular						
i) Rigger 2 Nos @ Rs. 7000.00/month =					Rs.	466.67
ii) Khalasi 4 Nos @ Rs 3600/month =					Rs.	480.00
					Rs.	946.67
b) Casual						
iii) Belder 8 Nos @ Rs120/day =					Rs.	400.00
					Rs.	400.00
Add for hidden cost =					Rs.	977.33
		Total =			Rs.	2324.00
		Total of C =			Rs.	5858.91
		Total of (A+ B+C) =			Rs.	44278.98
Add 5% for steel as OH and 20% for other						
Items as OH & CP =					Rs	4153.44
	Gross total =				Rs	48432.42
	Cost per Truss =				Rs	48432.42
	Cost / MT =				**Rs**	**32438.19**
				Say	**Rs**	**33478.00**

नार्थ ईस्टर्न इलेक्ट्रिक पावर कॉर्पोरेशन नई दिल्ली
NEEPCO
North Eastern Electric Power Corporation New Delhi

50.	OPEN EXCAVATION IN ORDINARY SOIL					
	MIXED WITH BOULDERS					
	Lead 1(one) KM					
	The excavation is proposed to be carried out with the following equipment:-					
	1.Hydraulic excavator 2.5 Cum					
	2.Rear dumper 18 T					
	3. Crawler Dozer 180 HP					
MACHINERY CHARGES						
	(i) Hydraulic Excavator					
	Capacity =		2.5	Cum		
	Ideal production/Hr =		245	Cum		
	Taking depth of cutting and angle of					
	Swing as =	0.88				
	Production of excavation per hour =			215.60	Cum	
	Taking efficiency and job management factor as 0.83 & 0.69					
	Output/Hr =		123.47412	Cum		
		Say	123.00	Cum		
	Use rate of excavator/hr =				Rs	1931.00
	Cost of excavation/cum =				Rs	15.70
	(ii) Rear dumper 18 T					
	Actual capacity of dumper = 9.47 x 0.67 =					
			6.3449	Cum		
	Cycle Time					
	Average lead = 1 Km					
	(a) Loading time = 6.34/123 x 60 =				3.10	Min
	(b) Spotting time =				0.30	Min
	(c) Turning & dumping time =				2.00	Min
	(d) Empty haul @ 25 Km/hr =				2.40	Min
	(e) Loaded haul @ 20 Km/hr =				3.00	Min
					10.80	Min
	No of trips per working hour of 50 min =				4.631742575	Trips
	Output of dumper =			29.38794346	Cum	
	Use rate of dumper/hr =				Rs	1338.00
	Cost of dumper/cum =				Rs	45.528875
	(iii) Crawler Dozer 180 HP					
	Assume that one 180 HP crawler dozer will work					
	Output of dozer = output of excavator =				123	Cum
	Hourly use rate of dozer =				Rs	2906.00
	Cost of dozer/cum =				Rs	23.626016
	Cost of machinery = (i + ii + iii) =				Rs	84.854078
	Add for					
	(a) Construction & maintenance of haul road @ 5%				Rs	4.2427039
	(b) Electric energy @ 2%				Rs	1.6970816
	(c) Levelling & trimming of waste spoil @ 5%				Rs	4.2427039
				Total	Rs	95.04
	Add OH & CP @ 20 %				Rs	19.007313
			Gross total		Rs	114.04
			Say		Rs	114.00
		Cost of excavation / Cum			Rs	114.00

NEPCO
New Delhi
North Eastern Electric Power Corporation

51.	DRILLING GROUT HOLES 38mm dia FOR LOW PRESSURE GROUTING					
	IN DAM FOUNDATION					
	(SOFT & DISINTREGRATED ROCK)					
A. MACHINERY CHARGES						
	Hourly use Rate of Jack Hammer =		Rs.	437.00		
	Rate of drilling =			2.3	m/hr	
	1) Cost of drilling / m = Rs. 318 / 2.3			=	Rs.	190.00
	2) Cost of drill steel / m			=	Rs.	44.00
			SUB - TOTAL (A)	=	Rs.	234.00
B. LABOUR, WORK SHOP, LIGHTING CHARGES ETC.						
	Add 100% cost of drill steel			=	Rs.	44.00
					Total	278.00
	Add 20% for Overhead and Contractor's Profit			=	Rs.	55.60
			GROSS TOTAL	=	Rs.	**333.60**
				Say	Rs.	**334.00**
						Per Metre

नॉर्थ ईस्टर्न इलेक्ट्रिक पावर कॉर्पोरेशन नई दिल्ली
NEEPCO
New Delhi
North Eastern Electric Power Corporation

52.	**DRILLING GROUT HOLES 48 mm dia. FOR HIGH PRESSURE**					
	GROUTING IN DAM FOUNDATIONS (DRILLING FROM GALLERY)					
	The drilling is proposed to be done with crawler drill of size 55, 110 mm					
	The diameter of hole will be 48 mm and depth up to 20 metre					
A. MACHINERY CHARGES						
	1) Hourly use Rate of Crawler Drill =		Rs.	840.00		
	Average Rate of drilling =			15	m/hr	
	Considering effeciency and job management factors as 0.80 and 0.75,					
	Actual rate of drilling = 0.80 x 0.75 x 15 =		9.00	m/hr		
	Cost of drilling / m = Rs. 32/9.0			=	Rs.	93.33
	2) Cost of drill steel / m			=	Rs.	91.00
			SUB - TOTAL (A)	=	Rs.	184.33
B. LABOUR, WORK SHOP, LIGHTING CHARGES ETC.						
	Add 80% cost of drill steel			=	Rs.	72.80
			TOTAL	=	Rs.	257.13
	Add 20% for Overhead and Contractor's Profit			=	Rs.	51.43
			GROSS TOTAL	=	Rs.	308.56
					Say Rs.	309.00
						Per Metre

53.	**DRILLING CONTRACT/CONSOLIDATION GROUT HOLES**					
	UPTO 42 mm dia. (in Tunnel) BY ROCK BOLTING JUMBO					
	The drilling is proposed with Single Boom Hydraulic Rock Bolting Jumbo.					
	1) Contact Grouting:					
		Hole spacing 0.6 m depth @ 2m c/c in both ways				
	2) Consolidation Grouting					
		Hole spacing 3 m depth @ 3 m c/c on both ways				
	Consideirng 18 m length of tunnel					
	Total No. of drill holes:					
	i)	Contact Grouting = 2 x ((5.50 + 3.50) / 2 + 1) =			11	Nos.
		In 18 m length no. of holes = (18/2+1) x 11 =			110	Nos.
	ii)	Consolidation Grouting = [2x((5.50 + 3.50)/3 + 1] x (18/3 + 1)			56	Nos.
	Total depth of drilling = 110 x 0.6 + 56 x 3 =			234	Metres	
	Drilling time @ 50 m/hr = 234/50 =			4.68	Hrs	
			Say	4.70	Hrs	
A. MACHINERY CHARGES						
	i)	Cost of Rock Bolting Machine for 4.70 hrs. = 4.7 x 4142 =			Rs.	18,264.20
	ii)	Cost of drill steel = 234 x 91.00 =			Rs.	21,294.00
			SUB - TOTAL (A)	=	Rs.	39,558.20
B. LABOUR WORK SHOP, LIGHTING CHARGES ETC.						
	Add 80% cost of drill steel			=	Rs.	17,035.20
			TOTAL	=	Rs.	56,593.40
	Cost/metre = Rs. 56593.40 / 234			=	Rs.	241.85
	Add 20% for Overhead and Contractor's Profit			=	Rs.	48.37
			GROSS TOTAL	=	Rs.	290.22
					Say Rs.	**290.00**
						Per Metre

54.	**DRILLING GROUT HOLES WITH JACK HAMMER FOR POWER HOUSE SHAFT/SURGE SHAFT/PRESSURE SHAFT/INTAKE SHAFT/OPEN AREA**					
A. MACHINERY CHARGES						
	Hourly use Rate of Jack Hammer			=	Rs.	437.(
	Hourly use rate of Pusher Leg			=	Rs.	10.(
				=	Rs.	447.(
	Rate of drilling =		2.3	m/hr		
	(1)	Cost of Jack Hammer / m =		=	Rs.	194.3
	(2)	Cost of Drill Steel @ Rs. 51.00/m = 51 x 1		=	Rs.	44.0
			SUB - TOTAL (A)	=	Rs.	238.3
B. LABOUR WORK SHOP, LIGHTING CHARGES ETC.						
	Add 100% cost of drill steel			=	Rs.	44.0
			TOTAL	=	Rs.	282.3
	Add 20% for Overhead and Contractor's Profit			=	Rs.	56.4
			GROSS TOTAL	=	Rs.	338.8
					Say Rs.	339.0(
						per Metre

55	**EXCAVATION OF SHAFT FOR SURGE SHAFT / INTAKE SHAFT/ POWER HOUSE SHAFT**					
	Shaft excavation					
	i)	Dia = 13.00 mm				
	ii)	Depth = 65.00 m				
	iii)	Excavated area = 156.14 m^2				
The excavation is to be done by convetional method drilling by Jack Hammer, Muck loading manually and disposal						
by means of 10 T Derrick operated electrically. Bucket of size will be 2.2m^3. Consider average lift for analysis						
I	DRILLING					
	Consider 1.3 m pull		=	1.3	m	
	Spacing of driller hole = 0.7 x 0.7		=	0.49	m^2	
	Hole Nos. = 156.14 / 0.49		=	318.7	nos.	
			Say	319	Nos	
	Total length of Drilling with 2 nos. 500 Cfm (Elec)					
	Air Compressor = 319 x 1.3		=	414.7		
	12 nos. Jack Hammer cum work		=	6.28	Hrs.	
	= 414.70/(5.5 x 12)		Say	6.5	Hrs.	
	a) Cost of 12 nos. Jack Hammers @ Rs. 51.00/m			=	Rs.	34,086.00
	b) Cost of drill steel @ Rs. 51.00/m			=	Rs.	18,246.80
		= 414.70 x 51.00				
	C) 2 Nos. compressor @ 480.00/hr			=	Rs.	6,331.00
		= 2 x 250 x 6.50		=	Rs.	4,511.00
					Total Rs.	63,174.80
II	BLASTING					
	Considering 50% hole depth is filled with spl. Gelatine					
	80% of Powr Gel 80 L					
	Quantity of Explosives = 319 x 3 x 0.2 = 191.40					
	a) Cost of Explosives = 191.40 x 61.00			=	Rs.	11,675.40
	b) Cost of detonators 3 m leaed = 319 x 11.00			=	Rs.	3,509.00
	c) Add 50% cost of detonators for consumables			=	Rs.	1,754.50
	Such as blasting, batteries, copper wire, explosive					
	Steaming materials etc.					
	Blasting Charge			=	Rs.	16,938.90
	Total cost of drilling & blasting (I+II)			=	Rs.	80,113.70
III	MUCKING					
	Mucking is proposed with 10 T Derrick 3 nos. Bucket capacity 2.2 cum in each Derrick					
	Total volume of rock including 20% O.B.		=	187.34	cum/m depth of pull	

	Swell factor		=	0.67		
	Quantity/bucket = 2.2 x 0.67		=	1.474	Cum	
		Say	=	1.50	Cum	
	Loading is done manually,					
	Assuming 8 buckets/hour					
	Quantity/hour = 8 x 1.5 x 2		=	24	Cum	
	Total time of mucking = 187.34 / 24		=	7.806	Hrs.	
		Say	=	8.00	Hrs.	
	Cost of Mucking					
	a) Derrick for 8.0 hrs. = 8 x 6151.00 x 2			=	Rs.	8,800.00
	b) Scaling hammer 6 nos. for 1 hr. = 6 x 243.00			=	Rs.	1,458.00
	c) 2 nos. 10 HP (elect) pump (DW)					
	effective working 8 hrs. = 2x8x100.00			=	Rs.	3,920.00
	d) Dozer 180 HP for 1 hrs. = 1 x 1974.0			=	Rs.	2,906.00
		Total Mucking			Rs.	17,084.00
IV	DIRECT LABOUR					
	Cycle time					
	Drilling		=	6.50	hrs.	
	Loading & Blasting		=	3.00	hrs.	
	Defuming		=	1.00	hrs.	
	Scaling		=	1.00	hrs.	
	Mucking		=	8.00	hrs.	
	Rock Bolting		=	6.00	hrs.	
	Shotcrete/lagging		=	3.00	hrs.	
				28.50	hrs.	
			=	3.56	Shifts	
	Progress / month = 75 x 1/3.56		=	21.06	hrs.	
		Say	=	21.00	m	
	Labour					
	A) Regular					
	i) 1.5 Nos. Foreman @ Rs. 9600/M for 3.56 shift = 3.56 x 9600 x 1/30				Rs.	1,139.20
	ii) 1 No. Electrician-II @ Rs. 7000/M for 3.56 shift = 3.56x7000x1/30				Rs.	830.67
	iii) 1 No. Explosive Inspector @9600/M for 1 shift - 1x9600/30				Rs.	320.00
	iv) 1 No. Explosive chargeman @7000/M for 1 shift = 1x7000/30				Rs.	233.33
	v) 1 No. Blaster @4200/M for 1 shift				Rs.	140.00
					Rs.	2,663.20
	B) Casual (50% extra for underground work)					
	i) 20 nos. Muckers @3600 for 1 shift = 1x20x3600/30				Rs.	2,400.00
	ii) 10 nos. Belders @3600/M for 3.56 shift = 3.56*3600*10/30				Rs.	4,272.00
	iii) 1 no. helper for Electrician@3600 for 3.56 shift = 3600*3.56/30				Rs.	427.20

NEEPCO
North Eastern Electric Power Corporation
New Delhi

	iv) 1 no. helper for Foreman@3600 for 3.56 shift = 3600*3.56/30	Rs.	427.20
	v) 4 nos. Hole Cleaner 3600 for 1 shift	Rs.	480.00
		Rs.	8,006.40
	Add (80% of A & 55% of B) for hidden cost	Rs.	6,534.08
V	VENTILATION		
	1. Cost of 1 No. 25 HP Blower/hr	Rs.	228.00
	2. Cost of ducting		
	Cost of 65 m long 800 mm metallic duct = 65 x 1718 x 800/900	Rs.	99,262.22
	Assuming 20% salvage value,		
	Net cost chargable to work = 0.80x99262.22	Rs.	79,409.78
	Time required for completion of excavation = 1105 Hrs.		
	Cost/Hour = 79409.78/1105	Rs.	7,186.00
	Sub Total (1+2)	Rs.	199.86
	Hence total cost of ventilation for 28.5 hrs. = 28.50 x 199.86	Rs.	5,696.01
	ABSTRACT OF COST		
	A. Drilling & Blasting (I + II)	Rs.	63,174.80
	B. Mucking (III)	Rs.	17,084.00
	C. Labour (IV)	Rs.	6,534.08
	D. Ventilation (V)	Rs.	5,696.01
		Rs.	92,488.89
	Add for pipe lines for air & water @1%	Rs.	924.89
	Add for misc supplies such as safety hamlets		
	Gumboots, wireopes, etc. @ 1%	Rs.	924.89
	Add 3% for workshop charges	Rs.	2,774.67
	Add 1% for Electric materials and energy	Rs.	924.89
		Total Rs.	98,038.22
	Add 10% for explosives as OH & 20% for other items as OH & CP	Rs.	10,486.41
		Rs.	108,524.63
	Cost / cum = 122740.14 / 187.34	Rs.	579.29
		Say Rs.	**579.00**

56	PERMANENT STEEL SUPPORT						
	Supply and erection of the permanent teel support of ISMB 175 x 85 or any other section as per drawing and specification						
	for underground Tunnel including fabrication, transportation, T&P, Labour etc. in complete:						
	A.	Materials: (Three sets/shifts).					
		i) ISMB 175x85 = 3 x 25.27		=	75.81	MT	
		2.5% wastage		=	1.90	MT	
				TOTAL	77.705	MT	
		Cost of ISMB = (77.70 x 19.50 x 1915.00) / 1000=		Rs.	33,988.19		
		ii) MS Plate: (for each set)					22,430.71
		a) 25mm thick 6 x 2 x 0.4 x 0.3					560.77
		= (1.44 x 196.4) / 1000		=	0.28		22,991.48
		b) 20 mm thick 2 x 12 x 0.5 x 0.15 x 0.4					
		= (0.72 x 157.10) / 1000		=	0.11		574.79
			Add 2.5 % wastage		0.010		689.74
					0.406	MT	1,379.49
		Cost of MS Plate = 0.406 x 27829.00 =		Rs.	11132.53		1,839.32
							2,299.15
		iii) 20 mm dia 100 mm long Bolts					1,149.57
		4 x 3 = 12 Nos. @ 25.00		=	300		1,839.32
			Total	Rs.	11432.53		9,771.38
		For three sets = 11593.89 x 3 =		Rs.	34297.60		
							2,758.98
		iv) 16 nos. of 1.30 mtr. Long, 25 mm dia steel in between					
		Two supports = 16 x 1.30 x 3.85/1000 =			0.080	MT	36,521.84
		Cost of steel rod 2 x 0.08 x 16203.00=		Rs.	3592.50		3,655.65
							39,177.48
			Total of (	Rs.	83010.83		
	B.	FABRICATION: (three sets / shifts)					
		i) Bending joints to requied shape @ 3%					
		of cost of joist - A (i)=		Rs.	1019.65		
		ii) Cutting joints & plates @3% of cost					
		of joist & Plates =		Rs.	2490.32		
		iii) Drilling Plates					
		Radial drill machine for 4 hours @112.00		Rs.	448		
		iv) Welding					
		a) Electrodes 6.3mm size 3 packets @ Rs. 604.00		Rs.	1812		
		b) Welding transformer for 6 hours 6 x 194		Rs.	1164		
		c) Power 28.8 KWH@2.6 for 6 hrs.		Rs.	449.28		
		v) Sudries/Misc, items, such as welding					
		goggles, gloves etc.	L.S.	Rs.	100		
			Total of (B)		=	7,483.25	
	C.	LABOUR FOR FABRICATION 3 SETS/SHIFTS					
		a) Causal					
		i) 14 nos. of belder @3600 for handling					
		R.S. Joist, Plates etc. during bending,					
		cutting & stacking		Rs.	1680		
		b) Regular					
		ii) 1 No. of Rigger @7200/pm		Rs.	240		
		iii) 1 No. of Foreman @9600.00/pm		Rs.	320		
		iv) 2 nos. welder @7000.00/pm		Rs.	466.7		
			Total	Rs.	2706.67		
		Add (55% of a & 80% of b)					
		hidden cost for labour		Rs.	3089.33		
			Total of (C)	Rs.	7476.00		
	D.	ERECTION 3 SETS / SHIFTS					
a)	i) Local transportation of finished ribs						
	one no. 10 ton tipper for 2 hours						
	= 2 x 390.00		Rs.	780			
	ii) Jack Hammer for 2 hours = 2 x 318		Rs.	874			
	iii) Welding set for 4 hours = 4 x 100.00		Rs.	400			
	iv) Platform temporary L.S.		Rs.	500			
	v) T&P such chain pully Block etc.		Rs.	200			
	vi) Sundries/Misc.		Rs.	100			
		Total	Rs.	2854			

b)	I. Casual							
	i) Belders 10 nos. @Rs.3600			Rs.	1200			
	II. Regular							
	ii) Rigger 2 Nos. @7200.00/pm			Rs.	480			
	iii) Fitter 1 No. @7000.00/pm			Rs.	233.3			
	iv) Foreman 1 No.@9600.00/pm			Rs.	320			
			Total	Rs.	1033.3			
	Add (55% of I & 80% of II)							
	hidden cost for Labour			Rs.	1486.67			
			Total	Rs.	3720.00			
	Loader 1 No. @ Rs. 1145.00/Hr.			Rs.	1145			
			Total	Rs.	4865.00			
		Total of (D)			Rs.	7,719.00		
		Grand Total			Rs.	105,689.08		
	Add water charge @1%			Rs.	1056.89			
	Add Electric charge @2%			Rs.	2113.78			
			Total	Rs.	3170.67			
	Add 10% for stel as OH @ 20%							
	for other items as							
	Overhead & Contractors Profit			Rs.	12836.73			
		Total			Rs	121,696.49		
	Total wei		2.98	MT				
	Add 10% for welding.							
	Nut & Bo		0.298	MT				
	Total		3.278	MT				
	Cost/MT	122751/3.278		Rs.	37,125.22			
			Say	Rs.	37,125.00	Per MT		

57	TUNNEL BORING (HRT & TRT)							
	Tunnel of diameter		=	7.00	m			
	Thickness of lining		=	0.30	m			
	Shotcrete thickness		=	0.15	m			
	Rib thickness		=	0.18	m			
	Rib thickness is consider for calculation							
	Length of Tunnel							
	a) Tenga		=	5750.00	m			
	Minimum excavation diameter of tunnel			Finished diam of		Oct, 99		
		tunnel + 2 (thickness of lining + Rib thickness)				May, 03	WPI	CPI
	Add for payline		=	7.96 + 2 x 0	7.9	Escalation	146.9	437
	Excavated tunnel dia		=	8.25	m	Escalation per year till May'03	173.4	494
	Gross sectional area of tunnel		=	0.8293	D^2	Escalation per year till July'03	18.04%	13.04%
			=	56.44	m^2	Weighted Escalation (=70%xWPI+30%xCPI)	4.920%	3.557%
	Quantity of excavation per meter length		=	56.44x1			5.143%	3.719%
	of tunnel						4.716%	
			=	56.44	cum			
		Say	=	57	cum			
	Assumed progress per face (this includes drilling,							
	blasting, mucking, ribbing, and packing etc.)		=	2.5	m per cycle			
	Hench quantity of excavation per cycle		=	57 x 2.5				
			=	142.5	cum (Borrow measure)			
	And quantity of excavation per day							
		(1 cycle per day)	=	142.5	Cum			
	Sl. No.	Item of operation	No. of working hrs.					
	1	Drilling and shifting of Drill Jumbo		3				
	2	Charging and blasting		1.5				
	3	Defuming and Scaling		1				
	4	Scaling		1				
	5	Mucking		5				
	6	Mapping		0.5				
	7	Average time for shotcreting		12				
		rock bolting/rib erection and						
		backfill concreting						
		Cycle Time		24				
1	Direct Labour :							
	A. Regular							
	i) 1.5 No. Foreman for 3 shift @ Rs. 9600.00 PM							
		=Rs. 9600.00 PM = (1.5 x 9600 x 3)/30			Rs.	1,440.00		
	ii) 1 No. Explosive Inspector @ Rs. 7200 PM = 7200/30				Rs.	240.00		
	iii) 1.5 No. Electrician @Rs.7000/M for 3 shifts = 7000x1.5*3/30				Rs.	1,050.00		
					Rs.	2,730.00		
	B. Casual							
	iv) 1.5 No. Helper to Electrician @ Rs. 4200/pm				Rs.	210.00		
		=1.5*4200/30						
	v) 8 Nos. Belder @3600/ pm for one shift				Rs.	960.00		
	vi) 4 Nos. Belder @3600 pm for 3 shift				Rs.	1,440.00		
				Total	Rs.	2,610.00		
	Add for indirect cost of labour (80% of A & 55% of B)				Rs.	3,619.50		
	Total direct labour				Rs.	8,959.50		
	Rate of labour per cum				Rs.	62.87		
2	Machinery charges							
	Sl. No.	Equipment	Nos.	Working hrs per day	Total working hours per day	Use Rate per hour in Rs.		
	1	Hyraulic Drill Jumbo	1	3	3	4,612.00	Amount	
	2	15 T Tipper (6 cum)	4	5	20	883.00	in Rs.	
	3	Crawler loader	1	5	5	1,379.00	13836	
	4	180 HP Tractor Dozer	1	1	1	2,906.00	17680	
		Totalmchinery charges.				Total Rs.	6895	
		.					2906	
		Rate per cum = 42110/85.50 =		Rs.	289.80		41297	

NEEPCO New Delhi North Eastern Electric Power Corporation Limited

3	**Material charges**						
	A. Drilling and Blasting						
	a) It is proposed that to attain 2.5 m progress per cycle face 3.0m deep holes will be drilled.						
	Cross sectional area of Tunnel	=	57	sqm			
	Assuming average spacing of holes	=	0.7	m c/c			
	Area of rock corss section per hole		0.49	sqm			
	No. of holes required per face = 57/0.49	=	117.0				
	Total depth of drilling = 116 x 3.0	=	351	m			
	Say	=	351	m			
	Cost of drill steel = 351xCost of drill steel	=	351x91=Rs.	31941.00			
	Rate of drill steel per cum =31941/142.5	=	Rs 224.15				
	b) Explosives:						
	i) Gelatine required per cum	=	1	Kg.			
	Cost of gelatine per Kg.	Rs.	61				
	Rate per cum = 1 x 61.00	Rs.	61				
	ii) Detonators and fuse coils						
	No. of detonators and fuse coils @ one per	=	117.0	Nos.			
	hole per face						
	Cost of 79 nos. detonators and fuse coil						
	@Rs. 16.00 each = 117 x 16.00	Rs.	1872				
	Rate per cum = 1855/85.5	Rs.	13.14				
	iii) Other consumable petty stores such as blasting,						
	batteries, galvanometers and blasting wires etc.						
	@50% of item i)	Rs.	30.5				
	Total explosive charges per cum (i+ii+iii)	Rs.	104.64				
	Total drilling and blasting charges	Rs.	328.78				
	B. Timber for supports packing etc.						
	Rate per cum 1% of A	Rs.	3.29				
	C. Miscellaneous supplies such as wire ropes,						
	Manila rpes, v-clamps, rubber gloves,						
	Shackles and artificial respirators etc.						
	Rate per cum 1% of A	Rs.	3.29				
	Total material charges = (A+B+C)						
		Rs.	335.36				
	4. Charges for ventilation blowers:						
	Ventilation:						
	Exhaust ventilation system is proposed. Maximum length of working face is 2187.00 m, cost of ventilation is						
	analysed in 4 stage 0-600, 600-1200, 1200-1800 and 1800-2135 chainages, since cost increases due to						
	addition of boosters at every 600 m.						
	Equipments proposed:						
	1. 900 mm sweep two stage Axial fan with 50 HP / 4 pole elec. Motor (AC) 1 No.						
	2. -do- as boosters at every 600 m.						
	3. 900 mm dia Metallic Ducting						
	4. Cables, starter switches, RS joists and angles for installation						
	I. Ch 0-600						
	a) Cost of Blower at intake/hr-2 nos. = 2 x 328.00		=	Rs.	654.00		
	b) Cost of ducting						
	Length of duct = 570.00 m						
	Cost of duct @Rs. 2076.00 = 570.00 x 2076.00		=	Rs.	1,183,320.00		
	Deduct 20% resale value (-)		=	Rs.	236,664.00		
	Net chargeable cost to works		=	Rs.	946,656.00		
	Time required for boring of 600mm length @ 75m/month						
	=600/75 = 8 months						
	No. of working hours = 8 x 75 x 8	=	4800	hrs.			
	Cost of duct/hr = 996480 / 4800		=	Rs.	197.22		
	c) Cost of Platform, misc, items LS/Hr		=	Rs.	75.00		
	Total upto 600 m (a+b+c)		=	Rs.	926.22		
	II. Ch 600-1200						
	a) Cost of 2 No. Blower and 2 no booster = 4x328.00		=	Rs.	1,308.00		
	b) Cost of ducting						
	Length of duct = 1170.00 m						
	Cost of duct @Rs. 1718.00 = 1170.00 x 1718.00		=	Rs.	2,428,920.00		
	Deduct 20% resale value (-)		=	Rs.	485,784.00		
	Net chargeable cost to works		=	Rs.	1,943,136.00		
	Time required for boring of 1200m length @ 75m/month						
	= 1200/75=16 months						
	No. of working hours = 16 x 75 x 8 = 9600 hrs.		9600.00				
	Cost of duct/hr = 1943136 / 9600		=	Rs.	202.41		

	c) Cost of Platform, misc, items LS/Hr		=		Rs.	100.00		
	Total (a+b+c)		=		Rs.	1,610.41		
	III. Ch 1200-1800							
	a) Cost of 2 No. blower and 4 nos. boosters = 6x328.00		=		Rs.	1,962.00		
	b) Cost of ducting length of duct = 1730.00 m							
	Cost of duct @ Rs. 1718.00 = 1730.00 x 1718.00		=		Rs.	3,591,480.00		
	Deduct 20% resale value (-)		=		Rs.	718,296.00		
	Net chargeable cost of works				Rs.	2,873,184.00		
	Time required for boring of 1800 m length @ 75m/month							
	= 1800/45 = 24 months							
	No. of working hours = 24x 75 x 8 = 14400 Hrs.		14400					
	Cost of duct/hr = 2873184/14400		=		Rs.	199.53		
	c) Cost of Platform, misc, items LS/Hr.		=		Rs.	125.00		
		Total (a+l	=		Rs.	2,286.53		
	IV. Ch 1800-2500							
	a) Cost of 2 No. blower and 6 nos. boosters = 8x328.00		=		Rs.	2,616.00		
	b) Cost of ducting length of duct = 2135.00 m							
	Cost of duct @ Rs. 1718.00 = 2135.00 x 1718.00		=		Rs.	4,432,260.00		
	Deduct 20% resale value (-)		=		Rs.	886,452.00		
	Net chargeable cost of works				Rs.	3,545,808.00		
	Time required for boring of 2135 m length @ 75m/month							
	= 2135/75 = 29 months		28.466667					
	No. of working hours = 28.467 x 75 x 8 =17080 Hrs.		17080					
	Cost of duct/hr = 3545808 /17080		=		Rs.	207.60		
	c) Cost of Platform, misc, items LS/Hr.		=		Rs.	175.00		
		Total (a+l	=		Rs.	2,998.60		
	Average cost/hour =		=		Rs.	1,955.44		
	Thus use rate of Blower/hr		=		Rs.	1,955.44		
	No. of working hrs. of blower per cycle		=		Rs.	24.00		
	Total charges of blower per cycle							
	= 24 x total blower charges/hr							
	= 24 x 1794.64		=		Rs.	46,930.54		
	Rock excavated per cycle		=			142.50		
	Rate per cum		=		Rs.	329.34		
	5. Shop Charges							
	i) Machine shop including foundry and smithy							
	ii) Structural shop							
	iii) Stel metal shop							
	iv) Air and water pipe shop							
	v) Carpentary shop							
	Total shop charges per cum 10% (1+2+3+4)							
			=		Rs.	101.74		
	6. Electrical material charges per cum 2% (1-4)		=		Rs.	20.35		
	7. Track charges per cum 5% (1-4)		=		Rs.	50.87		
	8. Water charges per cum 1% (1-4)		=		Rs.	10.17		
	ABSTRACT OF CHARGES							
	1. Direct labour charges		=		Rs.	62.87		
	2. Machinery charges		=		Rs.	289.80		
	3. Material charges		=		Rs.	335.36		
	4. Ventilation blower charges		=		Rs.	329.34		
	5. Shop charges		=		Rs.	101.74		
	6. Electric materials		=		Rs.	20.35		
	7. Track charges		=		Rs.	50.87		
	8. Water charges		=		Rs.	10.17		
		TOTAL	=		Rs.	1,200.50		
	Add for Electric Energy charges @2% of total charges		=		Rs.	24.01		
	Prime Cost		=		Rs.	1,224.51		
	Add 10% as OH on Explosive and 20% for other items							
	as OH & CP		=		Rs.	189.80		
		Grand To	=		Rs.	1,414.31		
				Say	Rs.	1,414.00		

नॉर्थ ईस्टर्न इलेक्ट्रिक पावर कॉर्पोरेशन नई दिल्ली
North Eastern Electric Power Corporation New Delhi

KAMENG HYDRO ELECTRIC PROJEC

HOURLY USE RATE OF EQUIPMENTS

BASIC USE RATE OF EQUIPMENTS

SL. NO.	NAME OF MACHINE	UNIT	RATE (IN RS.)
1	Hydraulic Excavator 2.5 M3	Hr	1931.00
2	Hydraulic Excavator 0.9 - 1 M3	Hr	1310.00
3	F.E. Loader 2.0 M3 (Tyred)	Hr	1388.00
4	Crawler Loader 1.2 M3 (side dump)	Hr	1379.00
5	Rear Dumper 18 T	Hr	1338.00
6	Tipper 10 T (4M3)	Hr	635.00
7	Tipper 15 T (6 Cum)	Hr	883.00
8	Dozer (410 HP) Crawler	Hr	4638.00
9	Dozer (320 HP) Crawler	Hr	3739.00
10	Dozer (180 HP) Crawler	Hr	2906.00
11	Wheel Dozer (130 HP)	Hr	1803.00
12	Vibratory Compactor (62 HP)	Hr	1340.00
13	Drill Jumbo (2 boom)	Hr.	4623.00
14	Rock Bolting Jumboo (Single boom)	Hr	3886.00
15	Jack Hammer 100 cfm	Hr	437.00
16	Pusher Leg (60 cfm)	Hr	10.00
17	Cable Way 10 T	Hr	7381.00
18	Derrick – 10 T	Hr	550.00
19	Air Compressor 335 cfm (Diesel)	Hr	224.00
20	Air Compressor 500 cfm (Diesel)	Hr	231.00
21	Air Compressor 500 cfm (Elect)	Hr	159.00
22	Raise Climber	Hr	3850.00
23	Shotcrete Macine (4-6 cum)	Hr	1058.00
24	Shotcrete Machine with Roboarm 10 m3 (10 M3)	Hr	1376.00
25	Radial drilling Machine (Elect)	Hr	186.00
26	Grout Pump (200 Cfm)	Hr	853.00
27	Concrete Pump 25 Cum/Hr	Hr	1098.00
28	Welding Set Transformer (450 Amp)	Hr	194.00
29	Diesel Welding Set (600 A, 18HP)	Hr	347.00
30	Concrete Pump (38 cum/hr, 45 KW, 60 HP, 25 – 30 cum)	Hr	1402.00
31	Transit mixture (4.0 cum)	Hr	889.00
32	Pneumatic Conc. Placer	Hr	1008.00
33	Batching & Mixing Plant (12 cum/hr)	Hr	889.00
34	Batching & Mixing Plant (30 cum/hr)	Hr	1343.00
35	B & M Plant (100 cum/hr)	Hr	2934.00
36	Concrete Mixture (10/7 cft)	Hr	205.00
37	Concrete Mixture (14/10 cft)	Hr	236.00
38	Aggregate Crushing & Screening Plant (200 T)	Hr	7630.50

SL. NO.	NAME OF MACHINE	UNIT	RATE (IN RS.)
39	Stone Crusher 25 TPH	Hr	722.00
40	Truck (10 T)	Km	29.00
41	Crawler Drill (75-110 mm)	Hr	840.00
42	Dimond Core Drill Machine (300 mm)	Hr	1019.00
43	Wagon Drill 55-110 mm dia	Hr	985.00
44	Center Lathe 2nd Bed- 5 HP (Elect)	Hr	213.00
45	Tractor Trailor – 20 T	Hr	938.00
46	Pavement Breaker (45 Cfm)	Hr	350.00
47	900 mm Sweep Fan with 50 HP Motor.	Hr	327.00
48	800 mm Sweep Two stage axial Fan/Booster with 25 HP Motor..	Hr	228.00
49	650 mm Sweep Fan with 15 HP Motor.	Hr	178.00
50	Electrical Pump (50 HP)	Hr	417.00
51	Electrical Pump (10 HP)	Hr	245.00
52	Electrical Pump (7.5 HP)	Hr	97.00
53	Mobile Crane (50T)	Hr	3486.00
54	Mobile Crane (18T)	Hr	1999.00
55	Mobile Crane (10T)	Hr	1486.00
56	Rolling/Plate bending machine	Hr	299.00
57	Explosive Van (7.5 T)	Km	32.00
58	DRILL STEEL FOR JACK HAMMER	Metre	44.00
59	DRILL STEEL FOR DRILL JUMBO	Metre	91.00
60	DRILL STEEL FOR WAGON DRILL	Metre	75.00
61	20T TRACTOR WITH SHEEP-FOOT ROLLER	Hr	911.00
62	TWO BOOM HYDRAULIC DRILL JUMBO (GONDWANA RANGE)	Hr	4612.00
63	SINGLE BOOM ROCK BOLTING JUMBO (GONDWANA ZONE)	Hr	4333.00
64	900 mm SWEEP TWO STAGE AXIAL FAN/ BOOSTER (With 50 HP ELECTRIC MOTOR) Flame	Hr	327.00

1 **HYDRAULIC EXCAVATOR**

Capacity : 2.5 Cum (250 HP)

1. Capital Cost (C) = Rs. 82.00 Lakh.
2. Life (L)
   (a) Year (Ly) = 12 Years.
   (b) Hours (Lh) = 17500 Hrs.
3. Life time repair provision : 125 % of capital cost.

A. OWNERSHIP COST :

Dy = (0.9C)/(Lyx2200) = (0.9x82,00,000)/(12x2200) =	Rs.	279.55
Dh = (0.9C)/Lh = (0.9x82,00,000)/17500 =	Rs.	421.71
D = (Dh+Dy)/2 =	**Rs.**	**350.63**
Total of A =	**Rs.**	**350.63**

B. OPERATIONAL COST :

(I) Repair charges = (1.25x82,00,000)/17500 =	**Rs.**	**585.71**

(II) Operators and maintenance crew charges

Operational hours/year (Two shifts) = 2200 Hrs.

Designation	No.	Monthly wage	Months/yr	Hrs/yr		Rate/hr
Regular						
a) Operator	2	7200	12	2200	Rs.	78.55
b) Mechanic	0.5	7000	12	2200	Rs.	19.09
c) Foreman	0.5	9600	12	2200	Rs.	26.18
				Sub-total =	Rs.	123.82
Casual						
a) Helper	2	3600	12	2200	Rs.	39.27
d) Chowkidar	0.5	3600	12	2200	Rs.	9.82
				Sub-total =	Rs.	49.09

Add for indirect crew cost (80% of direct crew charges for regular worker and 55% of direct crew charges for casual worker) = 0.80x127.34 + 0.55x33.30 = Rs. 126.05

Total crew charge per hour = **Rs. 298.96**

(III) POL / Energy Charges :

Requirement of fuel/Hr = (0.22xBHP)xC1xC2 = 0.22x250x0.50x1.00 = 27.50 Ltr.

a) cost of oil @ Rs. 18.53 per Ltr =33.00x18.53 =	Rs.	509.58
b) Lubricant & oil @ 25% of (a) = 0.25x509.58 =	Rs.	127.39
Total =	**Rs.**	**636.97**
(IV) Sundries / Misc. supplies : At 10% of repair charges = 0.10x585.71 =	**Rs.**	**58.57**
Total of B =	**Rs.**	**1580.22**
GRAND TOTAL = (A+B) =	**Rs.**	**1930.85**
Say,	**Rs.**	**1931.00**

HOURLY USE RATE = Rs. 1931.00

2 HYDRAULIC EXCAVATOR

Capacity : 0.09 - 1.0 Cum (103 HP)

1. Capital Cost (C) = Rs. 50.00 Lakh.
2. Life (L)
(a) Year (Ly) = 10 Years.
(b) Hours (Lh) = 12000 Hrs.
3. Life time repair provision : 100 % of capital cost.

A. OWNERSHIP COST :

Dy = (0.9C)/(Lyx2200) = (0.9x50,00,000)/(10x2200) =	Rs.	204.55
Dh = (0.9C)/Lh = (0.9x50,00,000)/12000 =	Rs.	375.00
D = (Dh+Dy)/2 =	**Rs.**	**289.77**
Total of A =	**Rs.**	**289.77**

B. OPERATIONAL COST :

(I) Repair charges = (1.0x50,00,000)/12000 =	**Rs.**	**416.67**

(II) Operators and maintenance crew charges

Operational hours/year (Two shifts) = 2200 Hrs.

Designation	No.	Monthly wage	Months/yr	Hrs/yr		Rate/hr
Regular						
a) Operator	2	7200	12	2200	Rs.	78.55
b) Mechanic	0.5	7000	12	2200	Rs.	19.09
c) Foreman	0.5	9600	12	2200	Rs.	26.18
			Sub-total =		Rs.	123.82
Casual						
a) Helper	2	3600	12	2200	Rs.	39.27
d) Chowkidar	0.5	3600	12	2200	Rs.	9.82
			Sub-total =		Rs.	49.09

Add for indirect crew cost (80% of direct crew charges for regular worker and 55% of direct crew charges for casual worker) = 0.80x123.82 + 0.55x49.09 = Rs. 126.05

Total crew charge per hour = Rs. 298.96

(III) POL / Energy Charges :

Requirement of fuel/Hr = (0.22xBHP)xC1xC2 = 0.22x103x0.50x1.00 = 11.33 Ltr.

a) cost of oil @ Rs. 18.53 per Ltr =11.33x18.53 =	Rs.	209.94
b) Lubricant & oil @ 25% of (a) = 0.25x209.94 =	Rs.	52.49
Total =	**Rs.**	**262.43**

(IV) Sundries / Misc. supplies :

At 10% of repair charges = 0.10x416.67 =	**Rs.**	**41.67**
Total of B =	**Rs.**	**1019.73**
GRAND TOTAL = (A+B) =	**Rs.**	**1309.50**
Say,	Rs.	1310.00

HOURLY USE RATE = Rs. 1310.00

3 **FRONT END LOADER**

Capacity : 2.00 Cum (130 HP)

1. (a) Capital Cost (C) = Rs. 36.00 Lakh.

Capital cost of equipment excluding cost of tyres = Rs. 3600000.00

2. Life (L)

(a) Year (Ly) = 10 Years.

(b) Hours (Lh) = 15000 Hrs.

(c) Life of tyres = 2800 Hrs.

3. Life time repair provision :

(a) For machine = 200% of capital cost.

A. OWNERSHIP COST :

(a) Machine		
Dy = (0.9C)/(Lyx2200) = (0.9x3600,000)/(10x2200) =	Rs.	147.27
Dh = (0.9C)/Lh = (0.9x3600,000)/15000 =	Rs.	216.00
D = (Dh+Dy)/2 =	Rs.	181.64
Total of A =	**Rs.**	**181.64**

B. OPERATIONAL COST :

(I) (a) Repair charges = (2.0x3600,000)/15000 =	Rs.	480.00
Total of (I) =	**Rs.**	**480.00**

(II) Operators and maintenance crew charges

Operational hours/year (Two shifts) = 2200 Hrs.

Designation	No.	Monthly wage	Months/yr	Hrs/yr		Rate/hr
Regular						
a) Operator	2	7200	12	2200	Rs.	78.55
b) Mechanic	0.5	7000	12	2200	Rs.	19.09
c) Foreman	0.5	9600	12	2200	Rs.	26.18
			Sub-total =		Rs.	123.82
Casual						
a) Helper	2	3600	12	2200	Rs.	39.27
d) Chowkidar	0.34	3600	12	2200	Rs.	6.68
			Sub-total =		Rs.	45.95

Add for indirect crew cost (80% of direct crew charges for regular worker and 55% of direct crew charges for casual worker) = 0.80x123.82 + 0.55x45.95 = Rs. 124.33

Total crew charge per hour = **Rs. 294.09**

(III) POL / Energy Charges :

Requirement of fuel/Hr = (0.22xBHP)xC1xC2 = 0.22x130x0.58x1.00 = 16.59 Ltr.

a) cost of oil @ Rs. 18.53 per Ltr =16.59x18.53 =	Rs.	307.38
b) Lubricant & oil @ 25% of (a) = 0.25x307.38 =	Rs.	76.84
Total =	**Rs.**	**384.22**

(IV) Sundries / Misc. supplies : At 10% of repair charges = 0.10x480.00 =	Rs.	48.00
Total of B =	**Rs.**	**1206.31**
GRAND TOTAL = (A+B) =	Rs.	1387.95
Say,	Rs.	1388.00

HOURLY USE RATE = **Rs. 1388.00**

4 **CRAWLER LOADER**

Capacity : 1.20 Cum (130 HP)

1. (a) Capital Cost (C) = Rs. 30.00 Lakh.
2. Life (L)
   - (a) Year (Ly) = 10 Years.
   - (b) Hours (Lh) = 12000 Hrs.
3. Life time repair provision :
   - (a) For machine = 200% of capital cost.

A. OWNERSHIP COST :

(a) Machine

Dy = (0.9C)/(Lyx2200) = (0.9x30,00,000)/(10x2200) =	Rs.	122.73
Dh = (0.9C)/Lh = (0.9x30,00,000)/12000 =	Rs.	225.00
D = (Dh+Dy)/2 =	Rs.	173.86
Total of A =	**Rs.**	**173.86**

B. OPERATIONAL COST :

(I) (a) Repair charges = (2.0x30,00,000)/12000 =	Rs.	500.00
Total of (I) =	**Rs.**	**500.00**

(II) Operators and maintenance crew charges

Operational hours/year (Two shifts) = 2200 Hrs.

Designation	No.	Monthly wage	Months/yr	Hrs/yr		Rate/hr
Regular						
a) Operator	2	7200	12	2200	Rs.	78.55
b) Mechanic	0.5	7000	12	2200	Rs.	19.09
c) Foreman	0.25	9600	12	2200	Rs.	13.09
				Sub-total =	Rs.	110.73
Casual						
a) Helper	2	3600	12	2200	Rs.	39.27
d) Chowkidar	0.34	3600	12	2200	Rs.	6.68
				Sub-total =	Rs.	45.95

Add for indirect crew cost (80% of direct crew charges for regular worker and 55% of direct crew charges for casual worker) = 0.80x110.73 + 0.55x45.95 = Rs. 113.85

Total crew charge per hour = **Rs. 270.53**

(III) POL / Energy Charges :

Requirement of fuel/Hr = (0.22xBHP)xC1xC2 = 0.22x130x0.58x1.00 = 16.59 Ltr.

a) cost of oil @ Rs. 18.53 per Ltr =16.59x18.53 =	Rs.	307.38
b) Lubricant & oil @ 25% of (a) = 0.25x307.38 =	Rs.	76.84
Total =	**Rs.**	**384.22**

(IV) Sundries / Misc. supplies :

At 10% of repair charges = 0.10x500.00 =	**Rs.**	**50.00**
Total of B =	**Rs.**	**1204.75**
GRAND TOTAL = (A+B) =	**Rs.**	**1378.61**
Say,	**Rs.**	**1379.00**

HOURLY USE RATE = Rs. 1379.00

5 **REAR DUMPER**

Capacity : 18.00 MT (180 HP)

1. (a) Capital Cost (C) = Rs. 35.00 Lakh.

Capital cost of equipment excluding cost of tyres = Rs. 3500000.00

2. Life (L)

(a) Year (Ly) = 10 Years.

(b) Hours (Lh) = 12000 Hrs. 29.28

3. Life time repair provision :

(a) For machine = 175% of capital cost.

A. OWNERSHIP COST :

(a) Machine	Rs.	143.18
Dy = (0.9C)/(Lyx2200) = (0.9x3500,000)/(10x2200) =	Rs.	262.50
Dh = (0.9C)/Lh = (0.9x3500,000)/12000 =	Rs.	202.84
D = (Dh+Dy)/2 =		
Total of A =	**Rs.**	**202.84**

B. OPERATIONAL COST :

(I) (a) Repair charges = (1.75x3500,000)/12000 =	Rs.	510.42
Total of (I) =	**Rs.**	**510.42**

(II) Operators and maintenance crew charges

Operational hours/year (Two shifts) = 2200 Hrs.

Designation	No.	Monthly wage	Months/yr	Hrs/yr		Rate/hr
Regular						
a) Operator	2	7200	12	2200	Rs.	78.55
b) Mechanic	0.5	7000	12	2200	Rs.	19.09
c) Foreman	0.5	9600	12	2200	Rs.	26.18
			Sub-total =		Rs.	123.82
Casual						
a) Helper	2	3600	12	2200	Rs.	39.27
d) Chowkidar	0.50	3600	12	2200	Rs.	9.82
			Sub-total =		Rs.	49.09

Add for indirect crew cost (80% of direct crew charges for regular worker and 55% of direct crew charges for casual worker) = 0.80x123.82 + 0.55x49.09 = Rs. 126.05

Total crew charge per hour = Rs. 298.96

(III) POL / Energy Charges :

Requirement of fuel/Hr = (0.22xBHP)xC1xC2 = 0.22x180x0.30x1.00 = 11.88 Ltr.

a) cost of oil @ Rs. 18.53 per Ltr =11.88x18.53 =	Rs.	220.14
b) Lubricant & oil @ 25% of (a) = 0.25x220.14 =	Rs.	55.03
Total =	**Rs.**	**275.17**

(IV) Sundries / Misc. supplies : At 10% of repair charges = 0.10x510.42 =	**Rs.**	**51.04**
Total of B =	**Rs.**	**1135.59**
GRAND TOTAL = (A+B) =	**Rs.**	**1338.43**
Say,	**Rs.**	**1338.00**
HOURLY USE RATE =	**Rs.**	**1338.00**

6 **TIPPER**

Capacity : **10 T 4** **CUM** **(110 HP)**

1. (a) Capital Cost (C) = Rs. 9.00 Lakh.

Capital cost of equipment excluding cost of tyres = Rs. 900000.00

2. Life (L)

(a) Year (Ly) = 8 Years.

(b) Hours (Lh) = 10000 Hrs.

3. Life time repair provision :

For machine = 175% of capital cost.

A. OWNERSHIP COST :

(a) Machine

Dy = (0.9C)/(Lyx2200) =	(0.9x900000)/(8*2200)	Rs.	46.02
Dh = (0.9C)/Lh =	(0.9x900000)/10000	Rs.	81.00
D = (Dh+Dy)/2 =		Rs.	63.51
	Total of A =	**Rs.**	**63.51**

B. OPERATIONAL COST :

(I) (a) Repair charges = (1.75x900,000)/10000 =		Rs.	157.50
	Total of (I) =	**Rs.**	**157.50**

(II) Operators and maintenance crew charges

Operational hours/year (Two shifts) = 2200 Hrs.

Designation	No.	Monthly wage	Months/yr	Hrs/yr		Rate/hr
Regular						
a) Driver	2	7200	12	2200	Rs.	78.55
b) Mechanic	0.25	7000	12	2200	Rs.	9.55
				Sub-total =	Rs.	88.09
Casual						
a) Helper	2	3600	12	2200	Rs.	39.27
b) Chowkidar	0.34	3600	12	2200	Rs.	6.68
				Sub-total =	Rs.	45.95

Add for indirect crew cost (80% of direct crew charges for regular worker and 55% of direct crew charges for casual worker) = 0.8x88.09+0.55x45.95 Rs. 95.74

Total crew charge per hour = **Rs. 229.78**

(III) POL / Energy Charges :

Requirement of fuel/Hr = (0.22xBHP)xC1xC2 = 0.22x110x0.30x1.00 = 7.26 Ltr.

a) cost of oil @ Rs. 18.53 per Ltr =7.26x18.53 =	Rs.	134.53
b) Lubricant & oil @ 25% of (a) = 0.25x134.53 =	Rs.	33.63
Total =	**Rs.**	**168.16**

(IV) Sundries / Misc. supplies :

At 10% of repair charges = 0.10x157.50 =	Rs.	15.75
Total of B =	**Rs.**	**571.19**
GRAND TOTAL = (A+B) =	**Rs.**	**634.71**
Say,	**Rs.**	**635.00**

HOURLY USE RATE = **Rs. 635.00**

7 **TIPPER**

Capacity : **15.00 MT** **6 CUM** **(165 HP)**

1. (a) Capital Cost (C) = Rs. 15.00 Lakh.

Capital cost of equipment excluding cost of tyres = Rs. 1500000.00

2. Life (L)

(a) Year (Ly) = 8 Years.

(b) Hours (Lh) = 10000 Hrs.

3. Life time repair provision :

For machine = 175% of capital cost.

A. OWNERSHIP COST :

(a) Machine

Dy = (0.9C)/(Lyx2200)	(0.9x1500000)/(8*2200)	Rs.	76.70
Dh = (0.9C)/Lh =	(0.9x1500000)/10000	Rs.	135.00
D = (Dh+Dy)/2 =		Rs.	105.85
	Total of A =	**Rs.**	**105.85**

B. OPERATIONAL COST :

(I) (a) Repair charges = (1.75x1500,000)/10000 =		Rs.	262.50
	Total of (I) =	**Rs.**	**262.50**

(II) Operators and maintenance crew charges

Operational hours/year (Two shifts) = 2200 Hrs.

Designation	No.	Monthly wage	Months/yr	Hrs/yr		Rate/hr
Regular						
a) Driver	2	7200	12	2200	Rs.	78.55
b) Mechanic	0.34	7000	12	2200	Rs.	12.98
				Sub-total =	Rs.	91.53
Casual						
a) Helper	2	3600	12	2200	Rs.	39.27
b) Chowkidar	0.34	3600	12	2200	Rs.	6.68
				Sub-total =	Rs.	45.95

Add for indirect crew cost (80% of direct crew charges for regular worker and 55% of direct crew charges for casual worker) =	0.8x91.53+0.55x45.95	Rs.	98.49
Total crew charge per hour =		**Rs.**	**235.97**

(III) POL / Energy Charges :

Requirement of fuel/Hr = (0.22xBHP)xC1xC2 = 0.22x165x0.30x1.00 = 10.89 Ltr.

a) cost of oil @ Rs. 18.53 per Ltr =10.89x18.53 =		Rs.	201.79
b) Lubricant & oil @ 25% of (a) = 0.25x201.79 =		Rs.	50.45
	Total =	**Rs.**	**252.24**

(IV) Sundries / Misc. supplies : At 10% of repair charges = 0.10x262.50 =		**Rs.**	**26.25**
	Total of B =	**Rs.**	**776.96**
GRAND TOTAL = (A+B) =		**Rs.**	**882.81**
	Say,	**Rs.**	**883.00**

HOURLY USE RATE = **Rs.** **883.00**

8 **CRAWLER DOZER**

Capacity : 410.00 HP

1. (a) Capital Cost (C) = Rs. 150.00 Lakh.

2 Life (L)

(a) Year (Ly) = 12 Years.

(b) Hours (Lh) = 16000 Hrs.

3. Life time repair provision :

(a) For machine = 240% of capital cost.

A. OWNERSHIP COST :

(a) Machine

Dy = (0.9C)/(Lyx2200) =	(0.9x15000000)/(12*2200)	Rs.	511.36
Dh = (0.9C)/Lh =	(0.9x15000000)/16000	Rs.	843.75
D = (Dh+Dy)/2 =		Rs.	677.56
	Total of A =	**Rs.**	**677.56**

B. OPERATIONAL COST :

(I) (a) Repair charges = (2.40x150,00,000)/16000 =		Rs.	2250.00
	Total of (I) =	**Rs.**	**2250.00**

(II) Operators and maintenance crew charges

Operational hours/year (Two shifts) = 2200 Hrs.

Designation	No.	Monthly wage	Months/yr	Hrs/yr		Rate/hr
Regular						
a) Operator	2	7000	12	2200	Rs.	76.36
b) Mechanic	0.5	7000	12	2200	Rs.	19.09
c) Foreman	0.5	9600	12	2200	Rs.	26.18
			Sub-total =		Rs.	121.64
Casual						
a) Helper	2	3600	12	2200	Rs.	39.27
b) Chowkidar	0.50	3600	12	2200	Rs.	9.82
			Sub-total =		Rs.	49.09

Add for indirect crew cost (80% of direct crew charges for regular worker and 55% of direct crew charges for casual worker) = 0.8x121.64+0.55x49.09 Rs. 124.31

Total crew charge per hour = **Rs. 295.04**

(III) POL / Energy Charges :

Requirement of fuel/Hr = (0.22xBHP)xC1xC2 = 0.22x410x0.57x1.00 = 51.41 Ltr.

a) cost of oil @ Rs. 18.53 per Ltr =51.41x18.53 =		Rs.	952.70
b) Lubricant & oil @ 25% of (a) = 0.25x952.7 =		Rs.	238.18
	Total =	**Rs.**	**1190.88**

(IV) Sundries / Misc. supplies :

At 10% of repair charges = 0.10x2250.00 =		**Rs.**	**225.00**
	Total of B =	**Rs.**	**3960.91**
GRAND TOTAL = (A+B) =		**Rs.**	**4638.47**
	Say,	**Rs.**	**4638.00**

HOURLY USE RATE = **Rs. 4638.00**

9 **CRAWLER DOZER**

Capacity : 320.00 HP

1. (a) Capital Cost (C) = Rs. 120.00 Lakh.

2. Life (L)

(a) Year (Ly) = 12 Years.

(b) Hours (Lh) = 16000 Hrs.

3. Life time repair provision :

(a) For machine = 240% of capital cost.

A. OWNERSHIP COST :

(a) Machine

Dy = (0.9C)/(Lyx2200) =	(0.9x12000000)/(12*2200)	Rs.	409.09
Dh = (0.9C)/Lh =	(0.9x12000000)/16000	Rs.	675.00
D = (Dh+Dy)/2 =		Rs.	542.05
	Total of A =	**Rs.**	**542.05**

B. OPERATIONAL COST :

(I) (a) Repair charges = (2.40x112,00,000)/16000 =		Rs	1800.00
	Total of (I) =	**Rs.**	**1800.00**

(II) Operators and maintenance crew charges

Operational hours/year (Two shifts) = 2200 Hrs.

Designation	No.	Monthly wage	Months/yr	Hrs/yr		Rate/hr
Regular						
a) Operator	2	7000	12	2200	Rs.	76.36
b) Mechanic	0.5	7000	12	2200	Rs.	19.09
c) Foreman	0.5	9600	12	2200	Rs.	26.18
				Sub-total =	Rs.	121.64
Casual						
a) Helper	2	3600	12	2200	Rs.	39.27
b) Chowkidar	0.25	3600	12	2200	Rs.	4.91
				Sub-total =	Rs.	44.18

Add for indirect crew cost (80% of direct crew charges for regular worker and 55% of direct crew charges for casual worker) =	0.8x121.64+0.55x44.18	Rs.	121.61
Total crew charge per hour =		**Rs.**	**287.43**

(III) POL / Energy Charges :

Requirement of fuel/Hr = (0.22xBHP)xC1xC2 = 0.22x320x0.57x1.00 = 40.13 Ltr.

a) cost of oil @ Rs. 18.53 per Ltr =40.13x18.53 =		Rs.	743.57
b) Lubricant & oil @ 25% of (a) = 0.25x743.57 =		Rs.	185.89
	Total =	**Rs.**	**929.46**

(IV) Sundries / Misc. supplies : At 10% of repair charges = 0.10x1800.00 =		Rs.	180.00
	Total of B =	**Rs.**	**3196.89**
GRAND TOTAL = (A+B) =		Rs.	3738.94
	Say,	Rs.	3739.00
HOURLY USE RATE =		**Rs.**	**3739.00**

10 **CRAWLER DOZER**

Capacity : 180.00 HP

1. (a) Capital Cost (C) = Rs. 75.00 Lakh.
2. Life (L)
   (a) Year (Ly) = 10 Years.
   (b) Hours (Lh) = 12000 Hrs.
3. Life time repair provision :
   (a) For machine = 240% of capital cost.

A. OWNERSHIP COST :

(a) Machine

Dy = (0.9C)/(Lyx2200) =	(0.9x7500000)/(10*2200)	Rs.	306.82
Dh = (0.9C)/Lh =	(0.9x7500000)/12000	Rs.	562.50
D = (Dh+Dy)/2 =		Rs.	434.66
	Total of A =	**Rs.**	**434.66**

B. OPERATIONAL COST :

(I) (a) Repair charges = (2.40x75,00,000)/12000 =		Rs.	1500.00
	Total of (I) =	**Rs.**	**1500.00**

(II) Operators and maintenance crew charges

Operational hours/year (Two shifts) = 2200 Hrs.

Designation	No.	Monthly wage	Months/yr	Hrs/yr		Rate/hr
Regular						
a) Operator	2	7200	12	2200	Rs.	78.55
b) Mechanic	0.5	7000	12	2200	Rs.	19.09
c) Foreman	0.5	9600	12	2200	Rs.	26.18
				Sub-total =	Rs.	123.82
Casual						
a) Helper	2	3600	12	2200	Rs.	39.27
b) Chowkidar	0.50	3600	12	2200	Rs.	9.82
				Sub-total =	Rs.	49.09

Add for indirect crew cost (80% of direct crew charges for regular worker and 55% of direct crew charges for casual worker) = 0.8x123.82+0.55x49.09 Rs. 126.05

Total crew charge per hour = **Rs. 298.96**

(III) POL / Energy Charges :

Requirement of fuel/Hr = (0.22xBHP)xC1xC2 = 0.22x180x0.57x1.00 = 22.57 Ltr.

a) cost of oil @ Rs. 18.53 per Ltr =22.57x18.53 =		Rs.	418.26
b) Lubricant & oil @ 25% of (a) = 0.25x418.26 =		Rs.	104.56
	Total =	**Rs.**	**522.82**

(IV) Sundries / Misc. supplies :

At 10% of repair charges = 0.10x1500.00 =		**Rs.**	**150.00**
	Total of B =	**Rs.**	**2471.79**
GRAND TOTAL = (A+B) =		**Rs.**	**2906.45**
	Say,	**Rs.**	**2906.00**

HOURLY USE RATE = Rs. 2906.00

New Delhi
North Eastern Electric Power Corporation

11 WHEEL DOZER

Capacity : 130.00 HP

1. (a) Capital Cost (C) = Rs. 58.00 Lakh.

Capital cost of equipment excluding cost of tyres = Rs. 5800000.00

2. Life (L)

(a) Year (Ly) = 10 Years.

(b) Hours (Lh) = 15000 Hrs.

3. Life time repair provision :

(a) For machine = 200% of capital cost.

A. OWNERSHIP COST :

(a) Machine

Dy = (0.9C)/(Lyx2200) =	(0.9x5800000)/(10*2200)	Rs.	237.27
Dh = (0.9C)/Lh =	(0.9x5800000)/15000	Rs.	348.00
D = (Dh+Dy)/2 =		Rs.	292.64
	Total of A =	**Rs.**	**292.64**

B. OPERATIONAL COST :

(I) (a) Repair charges =	(2x5800000)/15000	Rs.	773.33
(b) Repair charges of tyres		Rs.	0.00
	Total of (I) =	**Rs.**	**773.33**

(II) Operators and maintenance crew charges

Operational hours/year (Two shifts) = 2200 Hrs.

Designation	No.	Monthly wage	Months/yr	Hrs/yr		Rate/hr
Regular						
a) Operator	2	7200	12	2200	Rs.	78.55
b) Mechanic	0.50	7000	12	2200	Rs.	19.09
c) Foreman	0.25	9600	12	2200	Rs.	13.09
				Sub-total =	Rs.	110.73
Casual						
a) Helper	2	3600	12	2200	Rs.	39.27
b) Chowkidar	0.50	3600	12	2200	Rs.	9.82
				Sub-total =	Rs.	49.09

Add for indirect crew cost (80% of direct crew charges for regular worker and 55% of direct crew charges for casual worker) = 0.8x110.73+0.55x49.09 Rs. 115.58

Total crew charge per hour = **Rs. 275.40**

(III) POL / Energy Charges :

Requirement of fuel/Hr = (0.22xBHP)xC1xC2 = 0.22x130x0.58x1.00 = 16.59 Ltr.

a) cost of oil @ Rs. 18.53 per Ltr =16.59x18.53 =		Rs.	307.38
b) Lubricant & oil @ 25% of (a) = 0.25x307.38 =		Rs.	76.84
	Total =	**Rs.**	**384.22**

(IV) Sundries / Misc. supplies :

At 10% of repair charges = 0.10x773.3 =		Rs.	77.33
	Total of B =	**Rs.**	**1510.29**
GRAND TOTAL = (A+B) =		**Rs.**	**1802.92**
	Say,	Rs.	1803.00

HOURLY USE RATE = Rs. 1803.00

उत्तर पूर्वी इलेक्ट्रिक पावर कॉर्पोरेशन नई दिल्ली
NEEPCO
New Delhi
North Eastern Electric Power Corporation

12 VIBRATORY COMPACTOR

Capacity : 62.00 HP

1. (a) Capital Cost (C) = Rs. 25.00 Lakh.
2. Life (L)
   (a) Year (Ly) = 8 Years.
   (b) Hours (Lh) = 8000 Hrs.
3. Life time repair provision :
   (a) For machine = 200% of capital cost.

A. OWNERSHIP COST :

(a) Machine			
Dy = (0.9C)/(Lyx2200) =	(0.9x2500000)/(8*2200)	Rs.	127.84
Dh = (0.9C)/Lh =	(0.9x2500000)/8000	Rs.	281.25
D = (Dh+Dy)/2 =		Rs.	204.55
	Total of A =	**Rs.**	**204.55**

B. OPERATIONAL COST :

(I) (a) Repair charges = (2.0x25,00,000)/8000 =		Rs.	625.00
	Total of (I) =	**Rs.**	**625.00**

(II) Operators and maintenance crew charges
Operational hours/year (Two shifts) = 2200 Hrs.

Designation	No.	Monthly wage	Months/yr	Hrs/yr		Rate/hr
Regular						
a) Operator	2	7200	12	2200	Rs.	78.55
b) Mechanic	0.5	7000	12	2200	Rs.	19.09
c) Foreman	0.25	9600	12	2200	Rs.	13.09
				Sub-total =	Rs.	110.73
Casual						
a) Helper	2	3600	12	2200	Rs.	39.27
b) Chowkidar	0.250	3600	12	2200	Rs.	4.91
				Sub-total =	Rs.	44.18

Add for indirect crew cost (80% of direct crew charges for regular worker and 55% of direct crew charges for casual worker) = 0.8x110.73+0.55x44.18 Rs. 112.88

Total crew charge per hour = **Rs. 267.79**

(III) POL / Energy Charges :
Requirement of fuel/Hr = (0.22xBHP)xC1xC2 = 0.22x62x0.57x1.0 = 7.77 Ltr.

a) cost of oil @ Rs. 18.53 per Ltr =7.77x18.53 =		Rs.	144.07
b) Lubricant & oil @ 25% of (a) = 0.25x144.7 =		Rs.	36.02
	Total =	**Rs.**	**180.08**

(IV) Sundries / Misc. supplies : At 10% of repair charges = 0.10x625.00 =		Rs.	62.50
	Total of B =	**Rs.**	**1135.37**
GRAND TOTAL = (A+B) =		**Rs.**	**1339.92**
	Say,	**Rs.**	**1340.00**

HOURLY USE RATE = **Rs. 1340.00**

13 HYDRAULIC DRILL JUMBO (2 - BOOM)

Capacity : 90.00 HP — 100 KWH

1. (a) Capital Cost (C) = Rs. 260.00 Lakh. 260
2. Life (L)
   - (a) Year (Ly) = 10 Years.
   - (b) Hours (Lh) = 15000 Hrs.
3. Life time repair provision :
   - (a) For machine = 120% of capital cost.

A. OWNERSHIP COST :

(a) Machine

Dy = (0.9C)/(Lyx2200) =	(0.9x26000000)/(10*2200)	Rs.	1063.64
Dh = (0.9C)/Lh =	(0.9x26000000)/15000	Rs.	1560.00
D = (Dh+Dy)/2 =		Rs.	1311.82
	Total of A =	**Rs.**	**1311.82**

B. OPERATIONAL COST :

(I) (a) Repair charges = (1.20x280,00,000)/15000 =		Rs.	2080.00
	Total of (I) =	**Rs.**	**2080.00**

(II) Operators and maintenance crew charges

Operational hours/year (Two shifts) = 2200 Hrs.

Designation	No.	Monthly wage	Months/yr	Hrs/yr		Rate/hr
Regular						
a) Sr. Driller	2	7200	12	2200	Rs.	78.55
b) Driller	2	7000	12	2200	Rs.	76.36
c) Mechanic	0.50	7000	12	2200	Rs.	19.09
d) Foreman	0.26	9600	12	2200	Rs.	13.61
			Sub-total =		Rs.	187.61
Casual						
a) Helper	8	3600	12	2200	Rs.	157.09
b) Chowkidar	0.50	3600	12	2200	Rs.	9.82
			Sub-total =		Rs.	166.91

Add for indirect crew cost (80% of direct crew charges for regular worker and 55% of direct crew charges for casual worker) =	0.8x187.61+0.55x166.91	Rs.	241.89
Total crew charge per hour =		**Rs.**	**596.42**

(III) POL / Energy Charges :

Fuel consumption

(a) Diesel

Average movement of carriers per pull =	2 KM		
Average speed =	10 KMPH		
Time required for movement =	0.2 Hrs.		
Requirement of fuel/Hr = (0.22xBHP)xC1xC2 = 0.22x90x0.62x1.00 =	12.28 Ltr.		
Cost of oil for 0.2 hrs @ Rs. 18.53 per Ltr =12.28x0.20x18.53 =		Rs.	45.49

(b) Power requirement for hydraulic operation.

Electric energy consumed @ 50 KWH per boom			
Total energy required = 2x50 =	100 KWH		
Assume 80% diversity factor,			
Net energy required = 0.80x100 =	80 KWH		
Cost of electric energy @ Rs. 3.7/KWH =			296.00
	Total of (a+b) =		341.49
c) Cost of Lubricant & oil @ 25% of (a&b) = 0.25x341.49 =		Rs.	85.37
	Total of (III) =	**Rs.**	**426.87**

(IV) Sundries / Misc. supplies :

At 10% of repair charges = 0.10x2240.00 =		Rs.	208.00
	Total of B =	Rs.	**3311.28**
GRAND TOTAL = (A+B) =		Rs.	4623.10
	Say,	Rs.	4623.00

HOURLY USE RATE = Rs. 4623.00

14 SINGLE BOOM ROCK BOLTING JUMBO

Capacity : 90.00 HP 46.50 KWH

1. (a) Capital Cost (C) = Rs. 240.00 Lakh.

2. Life (L)

(a) Year (Ly) = 10 Years.

(b) Hours (Lh) = 15000 Hrs.

3. Life time repair provision :

(a) For machine = 120% of capital cost.

A. OWNERSHIP COST :

(a) Machine

Dy = (0.9C)/(Lyx2200) =	(0.9x24000000)/(10*2200)	Rs.	981.82
Dh = (0.9C)/Lh =	(0.9x24000000)/15000	Rs.	1440.00
D = (Dh+Dy)/2 =		Rs.	1210.91
	Total of A =	Rs.	1210.91

B. OPERATIONAL COST :

(I) (a) Repair charges = (1.20x240,00,000)/15000 =		Rs.	1920.00
	Total of (I) =	Rs.	1920.00

(II) Operators and maintenance crew charges

Operational hours/year (Two shifts) = 2200 Hrs.

Designation	No.	Monthly wage	Months/yr	Hrs/yr		Rate/hr
Regular						
a) Driller	2	7000	12	2200	Rs.	76.36
c) Foreman	0.25	9600	12	2200	Rs.	13.09
e) Mechanic	0.50	7000	12	2200	Rs.	19.09
				Sub-total =	Rs.	108.55
Casual						
a) Helper	4	3600	12	2200	Rs.	78.55
d) Chowkidar	0.50	3600	12	2200	Rs.	9.82
				Sub-total =	Rs.	88.36

Add for indirect crew cost (80% of direct crew charges for regular worker and 55% of direct crew charges for casual worker) = 0.8x108.55+0.55x88.36 Rs. 135.44

Total crew charge per hour = Rs. 332.35

(III) POL / Energy Charges :

Fuel consumption

(a) Diesel

Average movement of carriers per pull =	2 KM		
Average speed =	10 KMPH		
Time required for movement =	0.2 Hrs.		
Requirement of fuel/Hr = (0.22xBHP)xC1xC2 = 0.22x90x0.62x1.0 =	12.28 Ltr.		
Cost of oil for 0.2 hrs @ Rs. 18.53 per Ltr =12.28x0.20x18.53 =		Rs.	45.49

(b) Power requirement for hydraulic operation.

Power Pack =	1x37 kw =	37.00 kw/hr
Booster Pack =	1x3 kw =	3.00 kw/hr
Compressor =	1x5.5 kw =	5.50 kw/hr
Light =	2x500 kw =	1.00 kw/hr
	Total =	46.50 kw/hr

Time required for Drilling & Grouting Rock Bolts :

Total no. of R/Bolts in 3.50 m average = (9+8) =	17.00 Nos.
Depth of Rock Bolts =	3.50 m
Length of drilling = 17x3.50 =	59.50 m
Time required for drilling @ 35 m/hr =	1.70 hr.
Picking up R/Bolts, Placing in the machine and setting @ 1.5 min/bolt =	0.43 hr.
Time for scaling, firing and grouting/firing of capsules @ 5 min/bolt =	1.42 hr.
Total time =	3.54 hr.

Total energy required = 46.5x3.54 =	164.6875 kwh		
Cost of electric energy @ Rs.3.7/KWH =			609.34
	Total of (a+b) =		654.84
c) Cost of Lubricant & oil @ 25% of (a&b) = 0.25x464.32 =		Rs.	163.71
	Total of (III) =	Rs.	818.55
Cost of POL per hour =		Rs.	231.12
(IV) Sundries / Misc. supplies :			
At 10% of repair charges = 0.10x1920.00 =		Rs.	192.00
	Total of B =	Rs.	2675.46
GRAND TOTAL = (A+B) =		Rs.	3886.37
	Say,	Rs.	3886.00

HOURLY USE RATE = Rs. 3886.00

नॉर्थ ईस्टर्न इलेक्ट्रिक पावर कॉर्पोरेशन नई दिल्ली NEEPCO New Delhi North Eastern Electric Power Corporation

15 JACK HAMMER

Capacity : 100.00 CFM

1. (a) Capital Cost (C) = Rs. 0.30 Lakh.
2. Life (L)
   (a) Year (Ly) = 10 Years.
   (b) Hours (Lh) = 10000 Hrs.
3. Life time repair provision :
   (a) For machine = 80% of capital cost.

A. OWNERSHIP COST :

(a) Machine

Dy = (0.9C)/(Lyx1200) = (0.9x30,000)/(10x1200) =	Rs.	2.25
Dh = (0.9C)/Lh = (0.9x30,000)/10000 =	Rs.	2.70
D = (Dh+Dy)/2 =	Rs.	2.48
Total of A =	**Rs.**	**2.48**

B. OPERATIONAL COST :

(I) (a) Repair charges = (0.80x30,000)/10000 =	Rs.	2.40
Total of (I) =	**Rs.**	**2.40**

(II) Operators and maintenance crew charges

Operational hours/year (One shifts) = 1200 Hrs.

Designation	No.	Monthly wage	Months/yr	Hrs/yr		Rate/hr
Regular						
a) Driller	1	7000	12	1200	Rs.	70.00
b) General Operator	0.125	7000	12	1200	Rs.	8.75
c) Superviser	0.2	7200	12	1200	Rs.	14.40
			Sub-total =		Rs.	93.15
Casual						
a) Helper	0.5	3600	12	1200	Rs.	18.00
b) Chowkidar	0.125	3600	12	1200	Rs.	4.50
			Sub-total =		Rs.	22.50

Add for indirect crew cost (80% of direct crew charges for regular worker and 55% of direct crew charges for casual worker) =

0.80x93.15 + 0.55x22.50 =	Rs.	86.90
Total crew charge per hour =	**Rs.**	**202.55**

(III) POL / Energy Charges :

Requirement of compressed air = 100 cfm

a) Cost of compressed air @ Rs169/100 cfm =100x169/100 =	Rs.	169.00
b) Lubricant & oil @ 25% of (a) = 0.25x169.00 =	Rs.	42.25

c) Pneumatic Hose pipe 38 mm dia

15 m @ Rs. 105.00 per m = Rs	1575	
Fitting charges = Rs	200	
	1775	
Life of hose pipe and fittings =	100 Hrs.	
Cost per hour =		17.75
Total =	**Rs.**	**229.00**
(IV) Sundries / Misc. supplies ; At 10% of repair charges = 0.10x2.4 =	**Rs.**	**0.24**
Total of B =	**Rs.**	**434.19**
GRAND TOTAL = (A+B) =	**Rs.**	**436.66**
Say,	**Rs.**	**437.00**

HOURLY USE RATE = Rs. 437.00

नेपे इलेक्ट्रिक पावर कॉर्पोरेशन नई दिल्ली NEEPCO New Delhi North Eastern Electric Power Corporation

*5 **PUSHER LEG**

1 (a) Capital Cost (C) = Rs. 0.20 Lakh.

2 Life (L)

(a) Year (Ly) = 5 Years.

(b) Hours (Lh) = 3000 Hrs.

3 Life time repair provision :

(a) For machine = 80% of capital cost.

A. OWNERSHIP COST :

(a) Machine

Dy = (0.9C)/(Lyx1200) = (0.9x20,000)/(5x1200) =		Rs.	3.00
Dh = (0.9C)/Lh = (0.9x20,000)/3000 =		Rs.	6.00
D = (Dh+Dy)/2 =		Rs.	4.50
	Total of A =	**Rs.**	**4.50**

B. OPERATIONAL COST :

(I) (a) Repair charges = (0.80x20,000)/3000 =		Rs.	5.33
	Total of (I) =	**Rs.**	**5.33**
(II) Operators and maintenance crew charges		Nil	
(III) POL / Energy Charges :		Nil	
(IV) Sundries / Misc. supplies : At 10% of repair charges = 0.10x5.33 =		Rs.	0.53
	Total of B =	**Rs.**	**5.87**
GRAND TOTAL = (A+B) =		**Rs.**	**10.37**
	Say,	**Rs.**	**10.00**

HOURLY USE RATE = Rs. 10.00

नॉर्थ ईस्टर्न इलेक्ट्रिक पावर कॉर्पोरेशन नई दिल्ली NEEPCO New Delhi North Eastern Electric Power Corporation

17 CABLE WAY

Capacity : 10.00 MT

1. (a) Capital Cost (C) = Rs. 965.00 Lakh.
2. Life (L)
   (a) Year (Ly) = 20 Years.
   (b) Hours (Lh) = 40000 Hrs.
3. Life time repair provision :
   (a) For machine = 70% of capital cost.

A. OWNERSHIP COST :

(a) Machine

Dy = (0.9C)/(Lyx2200) = (0.9x965,00,000)/(20x2200) =	Rs.	1973.86
Dh = (0.9C)/Lh = (0.9x965,00,000)/40000 =	Rs.	2171.25
D = (Dh+Dy)/2 =	Rs.	2072.56
Total of A =	Rs.	2072.56

B. OPERATIONAL COST :

(I) (a) Repair charges = (0.70x965,00,000)/40000 =	Rs.	1688.75
Total of (I) =	Rs.	1688.75

(II) Operators and maintenance crew charges

Operational hours/year (Two shifts) = 2200 Hrs.

Designation	No.	Monthly wage	Months/yr	Hrs/yr		Rate/hr
Regular						
a) Operator	4	7200	12	2200		157.09
b) Rigger	2	7000	12	2200		76.36
c) Electrician	4	7200	12	2200		157.09
d) Mechanic	2	7000	12	2200	Rs.	76.36
e) General operator	4	7000	12	2200	Rs.	152.73
f) Foreman	2	9600	12	2200	Rs.	104.73
			Sub-total =		Rs.	724.36
Casual						
a) Helper	16	4200	12	2200	Rs.	366.55
b) Chowkidar	2	3600	12	2200	Rs.	39.27
			Sub-total =		Rs.	405.82

Add for indirect crew cost (80% of direct crew charges for regular worker and 55% of direct crew charges for casual worker) = 0.80x724.36 + 0.55x405.82 =	Rs.	802.69
Total crew charge per hour =	Rs.	1932.87

(III) POL / Energy Charges :

a) Requirement of power = 300 HP x 0.746 = 224 Kw		
Cost of energy @ Rs. 3.7 per kwh = 224.00x3.7 =	Rs.	828.06
b) Lubricant & oil @ 25% of (a) = 0.25x 828.06 =	Rs.	207.02
Total of (III) =		1035.08

(IV) Sundries / Misc. supplies : At 10% of repair charges = 0.10x1688.75 =	Rs.	168.88
Total of B =	Rs.	4825.57
GRAND TOTAL = (A+B) =	Rs.	6898.13
Say,	Rs.	6898.00
HOURLY USE RATE =	Rs.	6898.00

V) Cost Civil works :

Assumed @ 5% of capital cost = 48.25 Lakhs)		
Life of Civil works - Actual period of use = 10000 Hrs. (assumed)		
Cost of Civil works / hr = 19,30,000/8000 =	Rs.	482.50
	Rs.	483.00
TOTAL HOURLY USE RATE = 6898.00 + 483.00 =	Rs.	7381.00

उत्तर पूर्वी इलेक्ट्रिक पावर कॉर्पोरेशन नई दिल्ली
NEEPCO
New Delhi
North Eastern Electric Power Corporation

18 · **DERRICK**

Capacity : **10.00 MT**

1. (a) Capital Cost (C) = Rs. **13.00** Lakh.
2. Life (L)
   - (a) Year (Ly) = 20 Years.
   - (b) Hours (Lh) = 30000 Hrs.
3. Life time repair provision :
   - (a) For machine = 120% of capital cost.

A. OWNERSHIP COST :

(a) Machine

Dy = (0.9C)/(Lyx2200) = (0.9x13,00,000)/(20x2200) =	Rs.	26.59
Dh = (0.9C)/Lh = (0.9x13,00,000)/30000 =	Rs.	39.00
D = (Dh+Dy)/2 =	Rs.	32.80
Total of A =	**Rs.**	**32.80**

B. OPERATIONAL COST :

(I) (a) Repair charges = (1.20x13,00,000)/30000 =	Rs.	52.00
Total of (I) =	**Rs.**	**52.00**

(II) Operators and maintenance crew charges

Operational hours/year (Two shifts) = 2200 Hrs.

Designation	No.	Monthly wage	Months/yr	Hrs/yr		Rate/hr
Regular						
a) Operator	2	7200	12	2200		78.55
b) Electrician	0.5	7000	12	2200		19.09
c) Foreman	0.25	9600	12	2200	Rs.	13.09
			Sub-total =		Rs.	110.73
Casual						
a) Helper	2	3600	12	2200	Rs.	39.27
b) Chowkidar	0.333	3600	12	2200	Rs.	6.55
			Sub-total =		Rs.	45.82

Add for indirect crew cost (80% of direct crew charges for regular worker and 55% of direct crew charges for casual worker) = 0.80x110.73 + 0.55x45.82 = Rs. 113.78

Total crew charge per hour = **Rs. 270.33**

(III) POL / Energy Charges :

a) Requirement of power = (40+15) HP x 0.746 = 41 Kw		
Cost of energy @ Rs. 3.7 per kwh = 41.00x3.7 =	Rs.	151.81
b) Lubricant & oil @ 25% of (a) = 0.25x 102.58 =	Rs.	37.95
Total of (III) =		**189.76**

(IV) Sundries / Misc. supplies :

At 10% of repair charges = 0.10x52.00 =	Rs.	5.20
Total of B =	**Rs.**	**517.29**
GRAND TOTAL = (A+B) =	**Rs.**	**550.09**
Say,	**Rs.**	**550.00**

HOURLY USE RATE = Rs. 550.00

NEEPCO New Delhi North Eastern Electric Power Corporation

19 **AIR COMPRESSOR (Diesel) - Portable :**

Capacity : 335.00 CFM (75 HP)

1. (a) Capital Cost (C) = Rs. 7.00 Lakh.
2. Life (L)
   - (a) Year (Ly) = 10 Years.
   - (b) Hours (Lh) = 12000 Hrs.
3. Life time repair provision :
   - (a) For machine = 100% of capital cost.

A. OWNERSHIP COST :

(a) Machine			
Dy = (0.9C)/(Lyx1200) = (0.9x7,00,000)/(10x1200) =		Rs.	52.50
Dh = (0.9C)/Lh = (0.9x7,00,000)/12000 =		Rs.	52.50
D = (Dh+Dy)/2 =		Rs.	52.50
	Total of A =	**Rs.**	**52.50**

B. OPERATIONAL COST :

(I) (a) Repair charges = (1.0x7,00,000)/12000 =		Rs.	58.33
	Total of (I) =	**Rs.**	**58.33**
(II) Operators and maintenance crew charges			
Operational hours/year (One shifts) =	1200 Hrs.		
Total crew charge per hour = Same as Item No. 27 =		**Rs.**	**252.45**
(III) POL / Energy Charges :			
Requirement of fuel/Hr = (0.22xBHP)xC1xC2 = 0.22x75x1.0x1.0 =	16.50 Ltr.		
a) cost of oil @ Rs. 18.53 per Ltr = 16.50x18.53 =		Rs.	305.75
b) Lubricant & oil @ 25% of (a) = 0.25 x 305.75 =		Rs.	76.44
	Total =	**Rs.**	**382.18**
(IV) Sundries / Misc. supplies :			
At 10% of repair charges = 0.10x58.33 =		Rs.	5.83
	Total of B =	**Rs.**	**698.80**
GRAND TOTAL = (A+B) =		**Rs.**	**751.30**
	Say,	**Rs.**	**751.00**
HOURLY USE RATE =		**Rs.**	**751.00**
COST OF 100 CFM COMP. AIR =718.00x100/335 =		**Rs.**	**224.18**
	Say,	**Rs.**	**224.00**

नॉर्थ ईस्टर्न इलेक्ट्रिक पावर कॉर्पोरेशन नई दिल्ली NEEPCO New Delhi North Eastern Electric Power Corporation

20 **AIR COMPRESSOR (Diesel) - Portable :**

Capacity : **500.00 CFM** **(148 HP)**

1. (a) Capital Cost (C) = Rs. 9.00 Lakh.
2. Life (L)
   - (a) Year (Ly) = 10 Years.
   - (b) Hours (Lh) = 12000 Hrs.
3. Life time repair provision :
   - (a) For machine = 100% of capital cost.

A. OWNERSHIP COST :

(a) Machine

Dy = (0.9C)/(Lyx1200) = (0.9x9,00,000)/(10x1200) =		Rs.	67.50
Dh = (0.9C)/Lh = (0.9x9,00,000)/12000 =		Rs.	67.50
D = (Dh+Dy)/2 =		Rs.	67.50
	Total of A =	**Rs.**	**67.50**

B. OPERATIONAL COST :

(I) (a) Repair charges = (1.0x9,00,000)/12000 =		Rs.	75.00
	Total of (I) =	**Rs.**	**75.00**
(II) Operators and maintenance crew charges			
Operational hours/year (One shifts) =	1200 Hrs.		
Total crew charge per hour = Same as item No. 27 =		**Rs.**	**252.45**
(III) POL / Energy Charges :			
Requirement of fuel/Hr = (0.22xBHP)xC1xC2 = 0.22x148x1.0x1.0 =	32.56 Ltr.		
a) cost of oil @ Rs. 18.53 per Ltr =32.56x18.53 =		Rs.	603.34
b) Lubricant & oil @ 25% of (a) = 0.25x603.34 =		Rs.	150.83
	Total =	**Rs.**	**754.17**
(IV) Sundries / Misc. supplies :			
At 10% of repair charges = 0.10x75.00 =		Rs.	7.50
	Total of B =	**Rs.**	**1089.12**
GRAND TOTAL = (A+B) =		Rs.	1156.62
	Say,	Rs.	1157.00
HOURLY USE RATE =		**Rs.**	**1157.00**
COST OF 100 CFM COMP. AIR = 1082x100/500 =		**Rs.**	**231.40**
	Say,	**Rs.**	**231.00**

23 **SHOTCRETE MACHINE (Pneumatic)**

Capacity : 250.00 cfm 4 - 6 Cum/Hr

1. (a) Capital Cost (C) = Rs. 8.00 Lakh.
2. Life (L)
   - (a) Year (Ly) = 5 Years.
   - (b) Hours (Lh) = 6000 Hrs.
3. Life time repair provision :
   - (a) For machine = 100% of capital cost.

A. OWNERSHIP COST :

(a) Machine

Dy = (0.9C)/(Lyx2200) = (0.9x8,00,000)/(5x2200) =	Rs.	65.45
Dh = (0.9C)/Lh = (0.9x8,00,000)/6000 =	Rs.	120.00
D = (Dh+Dy)/2 =	Rs.	92.73
Total of A =	**Rs.**	**92.73**

B. OPERATIONAL COST :

(I) (a) Repair charges = (1.00x8,00,000)/6000 =	Rs.	133.33
Total of (I) =	**Rs.**	**133.33**

(II) Operators and maintenance crew charges

Operational hours/year (Two shifts) = 2200 Hrs.

Designation	No.	Monthly wage	Months/yr	Hrs/yr		Rate/hr
Regular						
a) Operator	2	7000	12	2200	Rs.	76.36
b) Fitter	1	7000	12	2200	Rs.	38.18
c) Foreman	0.25	9600	12	2200	Rs.	13.09
			Sub-total =		Rs.	127.64
Casual						
a) Helper	2	3600	12	2200	Rs.	39.27
(b) Choukider	0.5	3600	12	2200		
			Sub-total =		Rs.	39.27

Add for indirect crew cost (80% of direct crew charges for regular worker and 55% of direct crew charges for casual worker) =

0.80x127.64 + 0.55x39.27 =	Rs.	123.71
Total crew charge per hour =	**Rs.**	**290.62**

(III) POL / Energy Charges :

a) Air consumption = 250 cfm		
Cost of compressed air @ Rs. 169/100 cfm = 250x169/100 =	Rs.	422.50
b) Lubricant & oil @ 25% of (a) = 0.25x 185.00 =	Rs.	105.63
Total of (III) =		**528.13**

(IV) Sundries / Misc. supplies :

At 10% of repair charges = 0.10x133.33 =	Rs.	13.33
Total of B =	**Rs.**	**965.41**
GRAND TOTAL = (A+B) =	**Rs.**	**1058.14**
Say,	**Rs.**	**1058.00**

HOURLY USE RATE = Rs. 1058.00

उत्तर पूर्वी इलेक्ट्रिक पावर कॉर्पोरेशन नई दिल्ली
NEEPCO
New Delhi
North Eastern Electric Power Corporation

24 SHOTCRETE MACHINE WITH ROBO ARM WET TYPE

Capacity : 10.00 Cum/hr

1. (a) Capital Cost (C) = Rs. 75.00 Lakh.
2. Life (L)
   - (a) Year (Ly) = 10 Years.
   - (b) Hours (Lh) = 15000 Hrs.
3. Life time repair provision :
   - (a) For machine = 120% of capital cost.

A. OWNERSHIP COST :

(a) Machine

Dy = (0.9C)/(Lyx2200) = (0.9x75,00,000)/(10x2200) =	Rs.	306.82
Dh = (0.9C)/Lh = (0.9x75,00,000)/15000 =	Rs.	450.00
D = (Dh+Dy)/2 =	Rs.	378.41
Total of A =	Rs.	378.41

B. OPERATIONAL COST :

(I) (a) Repair charges = (1.20x75,00,000)/15000 =	Rs.	600.00
Total of (I) =	Rs.	600.00

(II) Operators and maintenance crew charges

Operational hours/year (Two shifts) = 2200 Hrs.

Designation	No.	Monthly wage	Months/yr	Hrs/yr		Rate/hr
Regular						
a) Operator	2	7000	12	2200	Rs.	76.36
b) Mechanic	1	7000	12	2200	Rs.	38.18
c) Foreman	0.25	9600	12	2200	Rs.	13.09
d) Electrician	0.25	7000	12	2200	Rs.	9.55
				Sub-total =	Rs.	137.18
Casual						
a) Helper	1	3600	12	2200	Rs.	19.64
(b) Choukider	0.5	3600	12	2200		
				Sub-total =	Rs.	19.64

Add for indirect crew cost (80% of direct crew charges for regular worker and 55% of direct crew charges for casual worker) = 0.80x137.18 + 0.55x19.64 = Rs. 120.55

Total crew charge per hour = Rs. 277.36

(III) POL / Energy Charges :

a) Diesel charges (Carrier 90 HP)

Fuel consumption/hr = Same as drill jumboo =	1.00 Ltr.		
Average movement =	2.00 KM		
Average Speed =	10.00 KMPH		
Time reqd. for movement =	0.20 Hr.		
Diesel required = 0.20x 18.53 =	0.20 Ltr.		
Cost of diesel @ 18.53/ltr = 3.19x18.53 =		Rs.	3.71

b) Electric energy charges

i) Electric Motor (Hydr) =	7.5 KWH		
ii) Water pump motor =	3.5 KWH		
iii) Working lights 2 nos @ 500 watts =	1.0 KWH		
Total =	12.0 KWH		
Cost of energy @ Rs. 3.7/unit =		Rs.	44.40
c) Lubricant & oil @ 25% of (a) & (b) = 0.25x(30.0+52.60) =		Rs.	12.03
Total of (III) =			60.13

(IV) Sundries / Misc. supplies :

At 10% of repair charges = 0.10x600.00 =	Rs.	60.00
Total of B =	Rs.	997.50
GRAND TOTAL = (A+B) =	Rs.	1375.91
Say,	Rs.	1376.00

HOURLY USE RATE = Rs. 1376.00

25 RADIAL DRILL MACHINE (Elect.)

1 (a) Capital Cost (C) = Rs. 1.60 Lakh.

2 Life (L)

(a) Year (Ly) = 10 Years. (Assumed)

(b) Hours (Lh) = 16000 Hrs. (Assumed)

3 Life time repair provision :

(a) For machine = 100% of capital cost. (Assumed)

A. OWNERSHIP COST :

(a) Machine	Rs.	6.55
Dy = (0.9C)/(Lyx2200) = (0.9x1,60,000)/(10x2200) =	Rs.	9.00
Dh = (0.9C)/Lh = (0.9x1,60,000)/16000 =	Rs.	7.77
D = (Dh+Dy)/2 =	Rs.	7.77
Total of A =		

B. OPERATIONAL COST :

(I) (a) Repair charges = (1.00x1,60,000)/16000 =	Rs.	10.00
Total of (I) =	Rs.	10.00

(II) Operators and maintenance crew charges

Operational hours/year (Two shifts) = 2200 Hrs.

Designation	No.	Monthly wage	Months/yr	Hrs/yr		Rate/hr
Regular						
a) Shaper	2	7000	12	2200	Rs.	76.36
b) Electrician	0.25	7000	12	2200	Rs.	9.55
			Sub-total =		Rs.	85.91
Casual						
Choukider	0.20	3600	12	2200	Rs.	3.93
Add for indirect crew cost (80% of direct crew charges for regular worker and 55% of direct crew charges for casual worker) =			0.80x85.39+.55*6.77 =		Rs.	70.89
Total crew charge per hour =					Rs.	156.80

(III) POL / Energy Charges :

a) Power consumption = 0.746x3.7 = 2.24 KWH	Rs.	8.28
Cost of energy = 2.24x3.7 =	Rs.	2.07
b) Lubricant & oil @ 25% of (a) = 0.25x 5.60 =		
Total of (III) =		10.35

(IV) Sundries / Misc. supplies :

At 10% of repair charges = 0.10x10.00 =	Rs.	1.00
Total of B =	Rs.	178.15
GRAND TOTAL = (A+B) =	Rs.	185.92
Say,	Rs.	186.00
HOURLY USE RATE =	**Rs.**	**186.00**

नार्थ ईस्टर्न इलेक्ट्रिक पावर कॉर्पोरेशन नई दिल्ली
NEEPCO
New Delhi
North Eastern Electric Power Corporation

26 **GROUT PUMP (Pneumatic)**

Capacity : 200.00 cfm 5 Cum

1. (a) Capital Cost (C) = Rs. 10.00 Lakh.
2. Life (L)
   (a) Year (Ly) = 10 Years.
   (b) Hours (Lh) = 10000 Hrs.
3. Life time repair provision :
   (a) For machine = 100% of capital cost.

A. OWNERSHIP COST :

(a) Machine

Dy = (0.9C)/(Lyx2200) = (0.9x10,00,000)/(10x2200) =	Rs.	40.91
Dh = (0.9C)/Lh = (0.9x10,00,000)/10000 =	Rs.	90.00
D = (Dh+Dy)/2 =	Rs.	65.45
Total of A =	**Rs.**	**65.45**

B. OPERATIONAL COST :

(I) (a) Repair charges = (1.00x10,00,000)/10000 =	Rs.	100.00
Total of (I) =	**Rs.**	**100.00**

(II) Operators and maintenance crew charges

Operational hours/year (Two shifts) = 2200 Hrs.

Designation	No.	Monthly wage	Months/yr	Hrs/yr		Rate/hr
Regular						
a) Operator	2	7000	12	2200	Rs.	76.36
b) Fitter	0.334	7000	12	2200	Rs.	12.75
c) Foreman	0.25	9600	12	2200	Rs.	13.09
			Sub-total =		Rs.	102.21
Casual						
a) Helper	2	3600	12	2200	Rs.	39.27
d) Chowkidar	0.334	3600	12	2200	Rs.	6.56
			Sub-total =		Rs.	45.83

Add for indirect crew cost (80% of direct crew charges for regular worker and 55% of direct crew charges for casual worker) = 0.80x102.21 + 0.55x45.83 = Rs. 106.97

Total crew charge per hour = **Rs. 255.01**

(III) POL / Energy Charges :

a) Air consumption = 200 cfm		
Cost of compressed air @ Rs. 169/100 cfm = 200x169/100 =	Rs.	338.00
b) Lubricant & oil @ 25% of (a) = 0.25x 148.00 =	Rs	84.50
Total of (III) =		**422.50**

(IV) Sundries / Misc. supplies :

At 10% of repair charges = 0.10x100 =	**Rs.**	**10.00**
Total of B =	**Rs.**	**787.51**
GRAND TOTAL = (A+B) =	**Rs.**	**852.97**
Say,	**Rs.**	**853.00**

HOURLY USE RATE = Rs. 853.00

उत्तर पूर्वी इलेक्ट्रिक पावर कॉर्पोरेशन नई दिल्ली
NEEPCO
North Eastern Electric Power Corporation New Delhi

27 **CONCRETE PUMP**

Capacity : 25.00 Cum/hr — 30 Kw

1. (a) Capital Cost (C) = Rs. 30.00 Lakh.
2. Life (L)
   - (a) Year (Ly) = 5 Years.
   - (b) Hours (Lh) = 8000 Hrs.
3. Life time repair provision :
   - (a) For machine = 100% of capital cost.

A. OWNERSHIP COST :

(a) Machine	Rs.	245.45
Dy = (0.9C)/(Lyx2200) = (0.9x30,00,000)/(5x2200) =	Rs.	337.50
Dh = (0.9C)/Lh = (0.9x30,00,000)/8000 =	Rs.	291.48
D = (Dh+Dy)/2 = Total of A =	Rs.	291.48

B. OPERATIONAL COST :

(I) (a) Repair charges = (1.00x30,00,000)/8000 =	Rs.	375.00
Total of (I) =	Rs.	375.00

(II) Operators and maintenance crew charges

Operational hours/year (Two shifts) = 2200 Hrs.

Designation	No.	Monthly wage	Months/yr	Hrs/yr		Rate/hr
Regular						
a) Operator	2	7000	12	2200	Rs.	76.36
b) Foreman	0.25	9600	12	2200	Rs.	13.09
c) Mechanic	0.334	7000	12	2200	Rs.	12.75
			Sub-total =		Rs.	102.21
Casual						
a) Helper	2	3600	12	2200	Rs.	39.27
b) Chowkidar	0.334	3600	12	2200	Rs.	6.56
			Sub-total =		Rs.	45.83

Add for indirect crew cost (80% of direct crew charges for regular worker and 55% of direct crew charges for casual worker) = 0.80x112.78 + 0.55x27.68 =	Rs.	106.97
Total crew charge per hour =	Rs.	255.01

(III) POL / Energy Charges :

a) Energy consumption = 30 Kw		
Cost of energy @ Rs. 3.7/kwh = 30x3.7 =	Rs.	111.00
b) Lubricant & oil @ 25% of (a) = 0.25x 111.00 =	Rs.	27.75
Total of (III) =		138.75

(IV) Sundries / Misc. supplies : At 10% of repair charges = 0.10x375.00 =	Rs.	37.50
Total of B =	Rs.	806.26
GRAND TOTAL = (A+B) =	Rs.	1097.74
Say,	Rs.	1098.00
HOURLY USE RATE =	Rs.	1098.00

उत्तर पूर्वी इलेक्ट्रिक पावर कॉर्पो. नई दिल्ली
North Eastern Electric Power Corp. New Delhi

28 WELDING SET TRANSFORMER

Capacity : 450.00 Amp

1. (a) Capital Cost (C) = Rs. 1.25 Lakh.
2. Life (L)
   (a) Year (Ly) = 5 Years.
   (b) Hours (Lh) = 8000 Hrs.
3. Life time repair provision :
   (a) For machine = 50% of capital cost.

A. OWNERSHIP COST :

(a) Machine

Dy = (0.9C)/(Lyx2200) = (0.9x125,000)/(5x2200) =	Rs.	10.23
Dh = (0.9C)/Lh = (0.9x125,000)/8000 =	Rs.	14.06
D = (Dh+Dy)/2 =	Rs.	12.14
Total of A =	**Rs.**	**12.14**

B. OPERATIONAL COST :

(I) (a) Repair charges = (0.50x125,000)/8000 =	Rs.	15.63
Total of (I) =	**Rs.**	**15.63**

(II) Operators and maintenance crew charges

Operational hours/year (Two shifts) = 2200 Hrs.

Designation	No.	Monthly wage	Months/yr	Hrs/yr		Rate/hr
Regular						
a) Welder	2	7000	12	2200	Rs.	76.36
b) Electrician	0.250	7000	12	2200	Rs.	9.55
				Sub-total =	Rs.	85.91
c) Chowkidar	0.334	3600	12	2200	Rs.	6.56
Add for indirect crew cost (80% of direct crew charges for regular worker and 55% of direct crew charges for casual worker) =			0.80x85919+.55x6.56 =		Rs.	72.33
Total crew charge per hour =					**Rs.**	**164.80**

(III) Sundries / Misc. supplies :

At 10% of repair charges = 0.10x15.63 =	Rs.	1.56
Total of B =	**Rs.**	**181.99**
GRAND TOTAL = (A+B) =	**Rs.**	**194.13**
Say,	**Rs.**	**194.00**
HOURLY USE RATE (Excluding power) =	**Rs.**	**194.00**

उत्तर पूर्वी विद्युत शक्ति निगम लिमिटेड
नई दिल्ली
NEEPCO
New Delhi
North Eastern Electric Power Corporation

29 **DIESEL WELDING SET**

Capacity : 18.00 HP 600 Amp

1. (a) Capital Cost (C) = Rs. 3.00 Lakh.

2. Life (L)

(a) Year (Ly) = 10 Years.

(b) Hours (Lh) = 10000 Hrs.

3. Life time repair provision :

(a) For machine = 100% of capital cost.

A. OWNERSHIP COST :

(a) Machine

Dy = (0.9C)/(Lyx2200) = (0.9x300,000)/(10x2200) =	Rs.	12.27
Dh = (0.9C)/Lh = (0.9x3,00,000)/10000 =	Rs.	27.00
D = (Dh+Dy)/2 =	Rs.	19.64
Total of A =	**Rs.**	**19.64**

B. OPERATIONAL COST :

(I) (a) Repair charges = (1.00x300,000)/10000 =	Rs.	30.00
Total of (I) =	**Rs.**	**30.00**

(II) Operators and maintenance crew charges

Operational hours/year (Two shifts) = 2200 Hrs.

Designation	No.	Monthly wage	Months/yr	Hrs/yr		Rate/hr
Regular						
a) Welder	2	7000	12	2200	Rs.	76.36
b) Mechanic	0.250	7000	12	2200	Rs.	9.55
			Sub-total =		Rs.	85.91
Casual						
a) Helper	2	3600	12	2200	Rs.	39.27
c) Chowkidar	0.334	3600	12	2200	Rs.	6.56
			Sub-total =		Rs.	45.83

Add for indirect crew cost (80% of direct crew charges for regular worker and 55% of direct crew charges for casual worker) = 0.80x85.91 + 0.55x45.83 =	Rs.	93.93
Total crew charge per hour =	**Rs.**	**225.67**

(III) POL / Energy Charges :

a) Fuel consumption = 0.22x18x1.0x0.75 = 3 Ltr/hr.		
Cost of Diesel @ Rs. 18.53 = 18.53x3 =	Rs.	55.03
b) Lubricant & oil @ 25% of (a) = 0.25x 55.03 =	Rs.	13.76
Total of (III) =		**68.79**

(IV) Sundries / Misc. supplies : At 10% of repair charges = 0.10x30.00 =	**Rs.**	**3.00**
Total of B =	**Rs.**	**327.47**
GRAND TOTAL = (A+B) =	**Rs.**	**347.10**
Say,	**Rs.**	**347.00**

HOURLY USE RATE = Rs. 347.00

उत्तर पूर्वी विद्युत शक्ति निगम लिमिटेड नई दिल्ली
NEEPCO
New Delhi
North Eastern Electric Power Corporation

30 **CONCRETE PUMP**

Capacity : 38.00 Cum/hr 45 Kw 60 HP

1. (a) Capital Cost (C) = Rs. 40.00 Lakh.
2. Life (L)
   (a) Year (Ly) = 5 Years.
   (b) Hours (Lh) = 8000 Hrs.
3. Life time repair provision :
   (a) For machine = 100% of capital cost.

A. OWNERSHIP COST :

(a) Machine

Dy = (0.9C)/(Lyx2200) = (0.9x40,00,000)/(5x2200) =	Rs.	327.27
Dh = (0.9C)/Lh = (0.9x40,00,000)/8000 =	Rs.	450.00
D = (Dh+Dy)/2 =	Rs.	388.64
Total of A =	**Rs.**	**388.64**

B. OPERATIONAL COST :

(I) (a) Repair charges = (1.00x40,00,000)/8000 =	Rs.	500.00
Total of (I) =	**Rs.**	**500.00**

(II) Operators and maintenance crew charges
Operational hours/year (Two shifts) = 2200 Hrs.

Designation	No.	Monthly wage	Months/yr	Hrs/yr		Rate/hr
Regular						
a) Operator	2	7000	12	2200	Rs.	76.36
c) Foreman	0.250	9600	12	2200	Rs.	13.09
e) Fitter	0.333	7000	12	2200	Rs.	12.73
				Sub-total =	Rs.	102.18
Casual						
a) Helper	2	3600	12	2200	Rs.	39.27
d) Chowkidar	0.333	3600	12	2200	Rs.	6.55
				Sub-total =	Rs.	45.82

Add for indirect crew cost (80% of direct crew charges for regular worker and 55% of direct crew charges for casual worker) =	Rs.	106.95
Total crew charge per hour =	**Rs.**	**254.95**

(III) POL / Energy Charges :

a) Energy consumption = 45 Kw		
Cost of energy @ Rs. 3.7/Kwh = 45x3.7 =	Rs.	166.50
b) Lubricant & oil @ 25% of (a) = 0.25x 166.5 =	Rs.	41.63
Total of (III) =		**208.13**

(IV) Sundries / Misc. supplies : At 10% of repair charges = 0.10x500.00 =	**Rs.**	**50.00**
Total of B =	**Rs.**	**1013.07**
GRAND TOTAL = (A+B) =	**Rs.**	**1401.71**
Say,	**Rs.**	**1402.00**

HOURLY USE RATE = **Rs. 1402.00**

31 **TRANSIT MIXER (Truck mounted)**

Capacity : **4.00 Cum**

1. (a) Capital Cost (C) = Rs. 25.00 Lakh.
   (b) Capital cost of tyres 1 set = 6x9000 = Rs. 54000.00
   Capital cost of equipment excluding cost of tyres = Rs. 2446000 00
2. Life (L)
   (a) Year (Ly) = 10 Years.
   (b) Hours (Lh) = 10000 Hrs.
   (c) Life of tyres = 1660 Hrs.
3. Life time repair provision :
   (a) For machine = 120% of capital cost.

A. OWNERSHIP COST :

(a) Machine

Dy = (0.9C)/(Lyx2200) = (0.9x25,00,000)/(10x2200) =	Rs.	102.27
Dh = (0.9C)/Lh = (0.9x25,00,000)/10000 =	Rs.	225.00
D = (Dh+Dy)/2 =	Rs.	163.64
Total of A =	**Rs.**	**163.64**

B. OPERATIONAL COST :

(i) (a) Repair charges = (1.20x25,00,000)/10000 =	Rs.	293.52
Total of (i) =	**Rs.**	**293.52**

(ii) Operators and maintenance crew charges
Operational hours/year (Two shifts) = 2200 Hrs.

Designation	No.	Monthly wage	Months/yr	Hrs/yr		Rate/hr
Regular						
a) Driver	2	7200	12	2200	Rs.	78.55
b) Mechanic	0.333	7000	12	2200	Rs.	12.73
c) Foreman	0.25	9600	12	2200	Rs.	13.09
			Sub-total =		Rs.	104.36
Casual						
a) Helper	2	3600	12	2200	Rs.	39.27
b) Chowkidar	0.167	3600	12	2200	Rs.	3.27
			Sub-total =		Rs.	42.55

Add for indirect crew cost (80% of direct crew charges for regular worker and 55% of direct crew charges for casual worker) =	Rs.	106.89
Total crew charge per hour =	**Rs.**	**253.80**

(iii) POL / Energy Charges :

Rated HP of the equipment =	40 HP	
Rated HP of truck =	100 HP	
Requirement of fuel/Hr = (0.22xBHP)xC1xC2 = 0.22x140x0.30x1.00 =	9.24 Ltr.	
a) cost of oil @ Rs. 18.53 per Ltr =9.24x18.53 =	Rs.	171.22
b) Lubricant & oil @ 25% of (a)	Rs.	42.80
Total =	**Rs.**	**214.02**

(IV) Sundries / Misc. supplies : At 10% of repair charges	Rs.	29.35
Total of B =	**Rs.**	**790.69**
GRAND TOTAL = (A+B) =	**Rs.**	**988.88**
Say,	**Rs.**	**889.00**
HOURLY USE RATE =	**Rs.**	**889.00**

नॉर्थ ईस्टर्न इलेक्ट्रिक पावर कॉर्पोरेशन नई दिल्ली
NEEPCO
North Eastern Electric Power Corporation New Delhi

32 PNEUMATIC CONCRETE PLACER

Capacity : 5.00 Cum/hr

1. (a) Capital Cost (C) = Rs. 8.00 Lakh.
2. Life (L)
   - (a) Year (Ly) = 8 Years.
   - (b) Hours (Lh) = 10000 Hrs.
3. Life time repair provision :
   - (a) For machine = 100% of capital cost.

A. OWNERSHIP COST :

(a) Machine	Rs.	40.91
Dy = (0.9C)/(Lyx2200)	Rs.	72.00
Dh = (0.9C)/Lh	Rs.	56.45
D = (Dh+Dy)/2 =	Rs.	56.45
Total of A =		

B. OPERATIONAL COST :

(I) (a) Repair charges = (1.00x8,00,000)/10000 =	Rs.	80.00
Total of (I) =	Rs.	80.00

(II) Operators and maintenance crew charges
Operational hours/year (Two shifts) = 2200 Hrs.

Designation	No.	Monthly wage	Months/yr	Hrs/yr		Rate/hr
Regular						
a) Operator	2	7000	12	2200	Rs.	76.36
b) Mechanic	0.333	7000	12	2200	Rs.	12.73
c) Foreman	0.25	9600	12	2200	Rs.	13.09
				Sub-total =	Rs.	102.18
Casual						
a) Khalasi	2	3600	12	2200	Rs.	39.27
d) Chowkidar	0.333	3600	12	2200	Rs.	6.55
				Sub-total =	Rs.	45.82

Add for indirect crew cost (80% of direct crew charges for regular worker and 55% of direct crew charges for casual worker) =	Rs.	106.95
Total crew charge per hour =	Rs.	334.95

(III) POL / Energy Charges :			
a) Cost of 250 cfm compressed air @ Rs. 169/cfm =169x250/100 =	250	Rs.	422.50
b) Lubricant & oil @ 25% of (a) = 0.25x185.00 =		Rs.	105.63
Total =		Rs.	528.13

(IV) Sundries / Misc. supplies :		
At 10% of repair charges = 0.10x80.00 =	Rs.	8.00
Total of B =	Rs.	951.07
GRAND TOTAL = (A+B) =	Rs.	1007.53
Say,	Rs.	1008.00
HOURLY USE RATE =	Rs.	1008.00

33 **BATCHING & MIXING PLANT (Elect.)**

Capacity : 12.00 Cum/hr — 30 HP

1. (a) Capital Cost (C) = Rs. 18.00 Lakh.
2. Life (L)
   - (a) Year (Ly) = 18 Years.
   - (b) Hours (Lh) = 30000 Hrs.
3. Life time repair provision :
   - (a) For machine = 75% of capital cost.

A. OWNERSHIP COST :

(a) Machine		
Dy = (0.9C)/(Lyx2200)	Rs.	40.91
Dh = (0.9C)/Lh	Rs.	54.00
D = (Dh+Dy)/2 =	Rs.	47.45
Total of A =	**Rs.**	**47.45**

B. OPERATIONAL COST :

(I) (a) Repair charges = (0.75x18,00,000)/30000 =	Rs.	45.00
Total of (I) =	**Rs.**	**45.00**

(II) Operators and maintenance crew charges

Operational hours/year (Two shifts) = 2200 Hrs.

Designation	No.	Monthly wage	Months/yr	Hrs/yr		Rate/hr
Regular						
a) Operator	4	7000	12	2200	Rs.	152.73
b) Mechanic	1	7000	12	2200	Rs.	38.18
c) Foreman	1	9600	12	2200	Rs.	52.36
				Sub-total =	Rs.	243.27
Casual						
a) Belder/Mazdoor	6	3600	12	2200	Rs.	117.82
d) Chowkidar	2	3600	12	2200	Rs.	39.27
				Sub-total =	Rs.	157.09

Add for indirect crew cost (80% of direct crew charges for regular worker and 55% of direct crew charges for casual worker) =	Rs.	281.02
Total crew charge per hour =	**Rs.**	**681.38**

(III) POL / Energy Charges : 22

a) Cost of energy of 22 Kwh @ Rs. 3.7/Kwh =22x3.7 =	Rs.	81.40
b) Lubricant & oil @ 25% of (a) = 0.25x66.00 =	Rs.	20.35
Total =	**Rs.**	**101.75**

(IV) Sundries / Misc. supplies : At 10% of repair charges	Rs.	4.50
Total of B =	**Rs.**	**832.63**
GRAND TOTAL = (A+B) =	**Rs.**	**880.09**
Say,	**Rs.**	**880.00**
HOURLY USE RATE =	**Rs.**	**880.00**

(V) Cost of Civil work :

(Assumed @ 5% of plant cost 0.90 Lakhs)

Life of Civil works - Actual period of use = 10000 Hrs. (assumed)

Cost of Civil works / hr = 75,000/10000 =	Rs.	9.00
Say	**Rs.**	**9.00**
TOTAL HOURLY USE RATE =	**Rs.**	**889.00**

North Eastern Electric Power Corporation New Delhi

35 **BATCHING & MIXING PLANT (Elect.)**

Capacity : 100.00 Cum/hr 150 KWH

1. (a) Capital Cost (C) = Rs. 180.00 Lakh.
2. Life (L)
   (a) Year (Ly) = 18 Years.
   (b) Hours (Lh) = 30000 Hrs.
3. Life time repair provision :
   (a) For machine = 75% of capital cost.

A. OWNERSHIP COST :

(a) Machine

Dy = (0.9C)/(Lyx2200) = (0.9x180,00,000)/(18x2200) =	Rs.	409.09
Dh = (0.9C)/Lh = (0.9x180,00,000)/30000 =	Rs.	540.00
D = (Dh+Dy)/2 =	Rs.	474.55
Total of A =	**Rs.**	**474.55**

B. OPERATIONAL COST :

(I) (a) Repair charges = (0.75x180,00,000)/30000 =	Rs.	450.00
Total of (I) =	**Rs.**	**450.00**

(II) Operators and maintenance crew charges
Operational hours/year (Two shifts) = 2200 Hrs.

Designation	No.	Monthly wage	Months/yr	Hrs/yr		Rate/hr
Regular						
a) Operator	6	7200	12	2200	Rs.	235.64
c) Foreman	1	9600	12	2200	Rs.	52.36
d) Mechanic	1	7000	12	2200	Rs.	38.18
				Sub-total =	Rs.	326.18
Casual						
a) Belder/Mazdoor	18	3600	12	2200	Rs.	353.45
e) Chowkidar	2	3600	12	2200	Rs.	39.27
				Sub-total =	Rs.	392.73

Add for indirect crew cost (80% of direct crew charges for regular worker and 55% of direct crew charges for casual worker) = Rs. 476.95

Total crew charge per hour = **Rs. 1195.85**

(III) POL / Energy Charges : 150

a) Cost of energy of 150 Kwh @ Rs. 3.7/Kwh =150x3.7 =	Rs.	555.00
b) Lubricant & oil @ 25% of (a) = 0.25x555.00 =	Rs.	138.75
Total =	**Rs.**	**693.75**

(IV) Sundries / Misc. supplies :

At 10% of repair charges	**Rs.**	**45.00**
Total of B =	**Rs.**	**2384.60**
GRAND TOTAL = (A+B) =	**Rs.**	**2859.15**
Say,	**Rs.**	**2859.00**
HOURLY USE RATE =	**Rs.**	**2859.00**

(V) Cost of Civil work :

(Assumed @ 5% of plant cost 7.50 Lakhs)

Life of Civil works - Actual period of use = 10000 Hrs. (assumed)

Cost of Civil works / hr =7,50,000/10000 =	Rs.	75.00
	Rs.	75.00
TOTAL HOURLY USE RATE =	**Rs.**	**2934.00**

36 **CONCRETE MIXER (Diesel) (10/7 Cft)**

Capacity : 1.43 Cft — 5 HP

1. (a) Capital Cost (C) = Rs. 0.80 Lakh.
2. Life (L)
   - (a) Year (Ly) = 5 Years.
   - (b) Hours (Lh) = 6000 Hrs.
3. Life time repair provision :
   - (a) For machine = 80% of capital cost.

A. OWNERSHIP COST :

(a) Machine		
Dy = (0.9C)/(Lyx2200) = (0.9x80,000)/(5x2200) =	Rs.	6.55
Dh = (0.9C)/Lh = (0.9x80,000)/6000 =	Rs.	12.00
D = (Dh+Dy)/2 =	Rs.	9.27
Total of A =	Rs.	9.27

B. OPERATIONAL COST :

(I) (a) Repair charges = (0.80x80,000)/6000 =	Rs.	10.67
Total of (I) =	Rs.	10.67

(II) Operators and maintenance crew charges
Operational hours/year (Two shifts) = 2200 Hrs.

Designation	No.	Monthly wage	Months/yr	Hrs/yr		Rate/hr
Regular						
a) Operator	2.00	7000	12	2200	Rs.	76.36
b) Mechanic	0.25	7000	12	2200	Rs.	9.55
			Sub-total =		Rs.	85.91
casual						
c) Chowkidar	0.33	3600	12	2200	Rs.	6.55

Add for indirect crew cost (80% of direct crew charges for regular worker and 55% of direct crew charges for casual worker) =	Rs.	72.33
Total crew charge per hour =	Rs.	164.78

(III) POL / Energy Charges :

Fuel consumption = 0.22x5x0.75x1.00 = 0.825 Ltr/hr		
a) Cost of diesel @ Rs. 18.53/ltr =18.53x0.825 =	Rs.	15.29
b) Lubricant & oil @ 25% of (a) = 0.25x13.60 =	Rs.	3.82
Total =	Rs.	19.11

(IV) Sundries / Misc. supplies . At 10% of repair charges	Rs.	1.07
Total of B =	Rs.	195.62
GRAND TOTAL = (A+B) =	Rs.	204.90
Say,	Rs.	205.00

HOURLY USE RATE = Rs. **205.00**

नार्थ ईस्टर्न इलेक्ट्रिक पावर कॉर्पोरेशन नई दिल्ली
NEEPCO
North Eastern Electric Power Corporation New Delhi

37 **CONCRETE MIXER (Diesel) (14/10 Cft)**

Capacity : 1.40 Cft 10 HP

1. (a) Capital Cost (C) = Rs. 1.25 Lakh.
2. Life (L)
   - (a) Year (Ly) = 5 Years.
   - (b) Hours (Lh) = 6000 Hrs.
3. Life time repair provision :
   - (a) For machine = 80% of capital cost.

A. OWNERSHIP COST :

(a) Machine		
Dy = (0.9C)/(Lyx2200)	Rs.	10.23
Dh = (0.9C)/Lh = (0.9x1,25,000)/6000 =	Rs.	18.75
D = (Dh+Dy)/2 =	Rs.	14.49
Total of A =	**Rs.**	**14.49**

B. OPERATIONAL COST :

(I) (a) Repair charges = (0.80x1,25,000)/6000 =	Rs.	16.67
Total of (I) =	**Rs.**	**16.67**

(II) Operators and maintenance crew charges
Operational hours/year (Two shifts) = 2200 Hrs.

Designation	No.	Monthly wage	Months/yr	Hrs/yr		Rate/hr
Regular						
a) Operator	2.00	7000	12	2200	Rs.	76.36
b) Mechanic	0.25	7000	12	2200	Rs.	9.55
			Sub-total =		Rs.	85.91
casual						
c) Chowkidar	0.33	3600	12	2200	Rs.	6.55

Add for Indirect crew cost (80% of direct crew charges for regular worker and 55% of direct crew charges for casual worker) =	Rs.	72.33
Total crew charge per hour =	**Rs.**	**164.78**

(III) POL / Energy Charges :
Fuel consumption = 0.22x10x0.75x1.00 = 1.65 Ltr/hr

a) Cost of diesel @ Rs. 18.53/ltr =18.53x1.65 =	Rs.	30.57
b) Lubricant & oil @ 25% of (a)	Rs.	7.64
Total =	**Rs.**	**38.22**

(IV) Sundries / Misc. supplies : At 10% of repair charges =	Rs.	1.67
Total of B =	**Rs.**	**221.33**
GRAND TOTAL = (A+B) =	**Rs.**	**235.82**
Say,	**Rs.**	**236.00**

HOURLY USE RATE = Rs. 236.00

उत्तर पूर्वी इलेक्ट्रिक पावर कॉर्पोरेशन नई दिल्ली NEEPCO New Delhi North Eastern Electric Power Corporation

38 **CRUSHING AND PROCESSING PLANT**

Capacity : 200.00 Tonne/hr 800 KWH

1. (a) Capital Cost (C) = Rs. 300.00 Lakh.
2. Life (L)
   (a) Year (Ly) = 15 Years.
   (b) Hours (Lh) = 30000 Hrs.
3. Life time repair provision :
   (a) For machine = 100% of capital cost.

A. OWNERSHIP COST :

(a) Machine

Dy = (0.9C)/(Lyx2200) = (0.9x300,00,000)/(15x2200) =	Rs.	818.18
Dh = (0.9C)/Lh = (0.9x300,00,000)/30000 =	Rs.	900.00
D = (Dh+Dy)/2 =	Rs.	859.09
Total of A =	**Rs.**	**859.09**

B. OPERATIONAL COST :

(I) (a) Repair charges = (1.00x300,00,000)/30000 =	Rs.	1000.00
Total of (I) =	**Rs.**	**1000.00**

(II) Operators and maintenance crew charges

Operational hours/year (Two shifts) = 2200 Hrs.

Designation	No.	Monthly wage	Months/yr	Hrs/yr		Rate/hr
Regular						
a) Operator	4.00	7200	12	2200	Rs.	157.09
b) Electrician	0.50	7000	12	2200	Rs.	19.09
c) Foreman	2.00	9600	12	2200	Rs.	104.73
			Sub-total =		Rs.	280.91
Casual						
a) Belder/Mazdoor	40	3600	12	2200	Rs.	785.45
b) Chowkidar	2.00	3600	12	2200	Rs.	39.27
			Sub-total =			824.73

Add for indirect crew cost (80% of direct crew charges for regular worker and 55% of direct crew charges for casual worker) =

0.80x280.91 + 0.55x903.27 =	Rs.	678.33
Total crew charge per hour =	**Rs.**	**1783.96**

(III) POL / Energy Charges : 800

a) Cost of energy of 800 Kwh @ Rs. 3.7/Kwh =800x3.7 =	Rs.	2960.00
b) Lubricant & oil @ 25% of (a) =	Rs.	740.00
Total =	**Rs.**	**3700.00**

(IV) Sundries / Misc. supplies :

At 10% of repair charges =	Rs.	100.00
Total of B =	**Rs.**	**6583.96**
GRAND TOTAL = (A+B) =	**Rs.**	**7443.05**
Say,	**Rs.**	**7443.00**
HOURLY USE RATE =	**Rs.**	**7443.00**

(V) Cost of Civil work :

(Assumed @ 5% of plant cost = Rs. 0.05x240 = 15.00 Lakhs)

Life of Civil works - Actual period of use = 8000 Hrs. (assumed)

Cost of Civil works / hr = 12,00,000/8000 =	Rs.	187.50
TOTAL HOURLY USE RATE =	**Rs.**	**7630.50**

39 **STONE CRUSHER**

Capacity : 25.00 Tonne/hr 41 KWH 55 HP

1. (a) Capital Cost (C) = Rs. 12.00 Lakh.

2.Life Year (Ly) = 15 Years.

3. Life time repair prov Hours (Lh) = 20000 Hrs.

A. OWNERSHIP COST : For machine = 200% of capital cost.

(a) Machine

Dy = (0.9C)/(Lyx2200) = (0.9x12,00,000)/(15x2200) =	Rs.	32.73
Dh = (0.9C)/Lh = (0.9x12,00,000)/20000 =	Rs.	54.00
D = (Dh+Dy)/2 =	Rs.	43.36
Total of A =	Rs.	43.36

B. OPERATIONAL COST :

(I) (a) Repair charges = (2.00x12,00,000)/20000 =	Rs.	120.00
Total of (I) =	Rs.	120.00

(II) Operators and maintenance crew charges

Operational hours/year (Two shifts) = 2200 Hrs.

Designation	No.	Monthly wage	Months/yr	Hrs/yr		Rate/hr
Regular						
a) Operator	2.00	7200	12	2200	Rs.	78.55
b) Electrician	0.50	7000	12	2200	Rs.	19.09
c) Foreman	0.26	9600	12	2200	Rs.	13.61
				Sub-total =	Rs.	111.25
Casual						
a) Chowkidar	0.50	3600	12	2200	Rs.	9.82
b) Helper	4	4200	12	2200	Rs.	91.64
				Sub-total =	Rs.	101.45

Add for indirect crew cost (80% of direct crew charges for regular worker and 55% of direct crew charges for casual worker) = 0.80x111.25 + 0.55x101.45 =	Rs.	144.80
Total crew charge per hour =	Rs.	357.51

(III) POL / Energy Charges :

a) Cost of energy of 41 Kwh @ Rs. 3.7/Kwh =41x3.7 =	Rs.	151.70
b) Lubricant & oil @ 25% of (a) =	Rs.	37.93
Total =	Rs.	189.63

(IV) Sundries / Misc. supplies : At 10% of repair charges =	Rs.	12.00
Total of B =	Rs.	679.13
GRAND TOTAL = (A+B) =	Rs.	722.49
Say,	Rs.	722.00

HOURLY USE RATE = **Rs. 722.00**

उत्तर पूर्वी इलेक्ट्रिक पावर कॉर्पोरेशन नई दिल्ली
NEEPCO
New Delhi
North Eastern Electric Power Corporation

40 **TRUCK (10 Ton)**

Capacity : 10.00 Tonne

1. (a) Capital Cost (C) = Rs. 7.50 Lakh.

2. Life (L) Year (Ly) = 10 Years.

3. Life time repair prov KM = 200000 KM

A. OWNERSHIP COS For machine = 175% of capital cost.

(a) Machine

Depreciation/KM (D) = (0.9x9,00,000)/200000 = Rs. 3.38

Total of A = **Rs. 3.38**

B. OPERATIONAL COST :

(I) (a) Repair charges/KM = (1.75x9,00,000)/200000 = Rs. 6.56

Total of (I) = **Rs. 6.56**

(II) Operators and maintenance crew charges

KM/year = 200000/10 = 20000 KM

Designation	No.	Monthly wage	Months/yr	Hrs/yr		Rate/hr
Regular						
a) Operator	1.00	7200	12	20000	Rs.	4.32
b) Mechanic	0.13	7000	12	20000	Rs.	0.53
				Sub-total =	Rs.	4.85
Casual						
a) Chowkidar	0.17	3600	12	20000	Rs.	0.36
b) Helper	1	3600	12	20000	Rs.	2.16
				Sub-total =	Rs.	2.52

Add for indirect crew cost (80% of direct crew charges for regular worker and 55% of direct crew charges for casual worker) =

Total crew charge per KM = 0.80x4.85 + 0.55x2.52 = Rs. 5.26

Rs. 12.63

(III) POL / Energy Charges :

Requirement of fuel per hour = 0.22x112x0.3x1 = 7.392 Litre

Consider average speed = 30 KMPH

Fuel consumed per KM = 0.25 Litre

Hence,

a) Cost of diesel @ Rs. 18.53/ltr. =0.25x18.53 = Rs. 4.57

b) Lubricant & oil @ 25% of (a) = Rs. 1.14

Total = **Rs. 5.71**

(IV) Sundries / Misc. supplies :

At 10% of repair charges = Rs. 0.66

Total of B = **Rs. 25.55**

GRAND TOTAL = (A+B) = **Rs. 28.93**

Say, **Rs. 29.00**

USE RATE PER KM = **Rs. 29.00**

41 CRAWLER DRILL 75 - 110 mm dia. (Pneumatic)

1. (a) Capital Cost (C) = Rs. 17.00 Lakh.

2. Life (L) Year (Ly) = 8 Years.
3. Life time repair prov Hours (Lh) = 12000 Hrs.

A. OWNERSHIP COS For machine = 100% of capital cost.
(a) Machine

Dy = (0.9C)/(Lyx2200) = (0.9x17,00,000)/(8x2200) =	Rs.	86.93
Dh = (0.9C)/Lh = (0.9x17,00,000)/12000 =	Rs.	127.50
D = (Dh+Dy)/2 =	Rs.	107.22
Total of A =	Rs.	107.22

B. OPERATIONAL COST :

(I) (a) Repair charges = (1.00x17,00,000)/12000 = Rs. 141.67

Total of (I) = Rs. 141.67

(II) Operators and maintenance crew charges
Operational hours/year (Two shifts) = 2200 Hrs.

Designation	No.	Monthly wage	Months/yr	Hrs/yr		Rate/hr
Regular						
a) Operator	2.00	7200	12	2200	Rs.	78.55
b) Fitter	0.26	7000	12	2200	Rs.	9.93
c) Foreman	0.26	9600	12	2200	Rs.	13.61
				Sub-total =	Rs.	102.09
Casual						
a) Chowkidar	0.50	3600	12	2200	Rs.	9.82
b) Helper	2	3600	12	2200	Rs.	39.27
				Sub-total =	Rs.	49.09

Add for Indirect crew cost (80% of direct crew charges for regular worker and 55% of direct crew charges for casual worker) = Rs. 108.67

Total crew charge per hour = 0.80x102.09 + 0.55x49.09 = **Rs. 259.85**

(III) POL / Energy Charges :
Air consumption = 4.25 cum/m = 150 cfm

a) Cost of compressed air @ Rs.169/100 cfm =169/100x150 =	Rs.	253.50
b) Lubricant & oil @ 25% of (a) = 0.25x111.00 =	Rs.	63.38
Total =	Rs.	316.88

(IV) Sundries / Misc. supplies :
At 10% of repair charges = 0.10x141.67 = Rs. 14.17

Total of B = Rs. 732.56

GRAND TOTAL = (A+B) = Rs. 839.77

Say, Rs. 840.00

HOURLY USE RATE = **Rs. 840.00**

42 DIAMOND CORE DRILL MACHINE (300 mm)

1. (a) Capital Cost (C) = Rs. 15.00 Lakh.

2. Life (L) Year (Ly) = 8 Years.
3. Life time repair prov Hours (Lh) = 8000 Hrs.
(a)

A. OWNERSHIP COS For machine = 80% of capital cost.

(a) Machine

Dy = (0.9C)/(Lyx1200) = (0.9x15,00,000)/(8x1200) =	Rs.	140.63
Dh = (0.9C)/Lh = (0.9x15,00,000)/8000 =	Rs.	168.75
D = (Dh+Dy)/2 =	Rs.	154.69
Total of A =	**Rs.**	**154.69**

B. OPERATIONAL COST :

(I) (a) Repair charges = (0.8x15,00,000)/8000 = Rs. 150.00

(II) Operators and maintenance crew charges **Total of (I) =** **Rs. 150.00**

Operational hours/year (Two shifts) = 1200 Hrs

Designation	No.	Monthly wage	Months/yr	Hrs/yr		Rate/hr
Regular						
a) Driller	1.00	7000	12	1200		70.00
b) Operator	1.00	7200	12	1200	Rs.	72.00
c) Mechanic	0.25	7000	12	1200	Rs.	17.50
d) Foreman	0.13	9600	12	1200	Rs.	12.00
			Sub-total =		Rs.	171.50
Casual						
a) Helper	3	3600	12	1200	Rs.	108.00
e) Chowkidar - I	0.25	3600	12	1200	Rs.	9.00
			Sub-total =		Rs.	117.00
Add for indirect crew cost (80% of direct crew charges for regular worker and 55% of direct crew charges for casual worker) =			0.80x171.50 + 0.55x117 =		Rs.	201.55
Total crew charge per hour =					**Rs.**	**490.05**

(III) POL / Energy Charges :

Fuel consumption /hour = 0.22x41x1.0x1 = 9.02 ltr

a) Cost of fuel @ Rs.18.53/ltr =9.02x18.53 =	Rs.	167.14
b) Lubricant & oil @ 25% of (a) =	Rs.	41.79
Total =	**Rs.**	**208.93**

(IV) Sundries / Misc. supplies :

At 10% of repair charges = Rs. 15.00

Total of B = **Rs. 863.98**

GRAND TOTAL = (A+B) = Rs. 1018.66

Say, Rs. 1019.00

HOURLY USE RATE = **Rs. 1019.00**

43 WAGON DRILL 55 - 110 mm dia (Pneumatic)

1. (a) Capital Cost (C) = Rs. 12.00 Lakh.
2. Life (L)
   Year (Ly) = 8 Years.
3. Life time repair prov Hours (Lh) = 8000 Hrs.

A. OWNERSHIP COS For machine = 80% of capital cost.

(a) Machine

Dy = (0.9C)/(Lyx2200) = (0.9x12,00,000)/(8x2200) =		Rs.	61.36
Dh = (0.9C)/Lh = (0.9x12,00,000)/8000 =		Rs.	135.00
D = (Dh+Dy)/2 =		Rs.	98.18
	Total of A =	Rs.	98.18

B. OPERATIONAL COST :

(I) (a) Repair charges = (0.8x12,00,000)/8000 =		Rs.	120.00
	Total of (I) =	Rs.	120.00

(II) Operators and maintenance crew charges
Operational hours/year (Two shifts) = 2200 Hrs.

Designation	No.	Monthly wage	Months/yr	Hrs/yr		Rate/hr
Regular						
a) Driller	2.00	7000	12	2200		76.36
b) Mechanic	0.26	7000	12	2200	Rs.	9.93
c) Foreman	0.26	9600	12	2200	Rs.	13.61
				Sub-total =	Rs.	99.91
Casual						
a) Helper	2	3600	12	2200	Rs.	39.27
b) Chowkidar	0.50	3600	12	2200	Rs.	9.82
				Sub-total =	Rs.	49.09

Add for indirect crew cost (80% of direct crew charges for regular worker and 55% of direct crew charges for casual worker) = 0.80x99.91 + 0.55x49.09 = Rs. 79.92

Total crew charge per hour = Rs. 228.92

(III) POL / Energy Charges :

Air consumption for Wagon Drill = 4.25 cum/m =			
a) Cost of compressed air @ Rs.169/100 cfm =169/100x150 =	150 cfm	Rs.	253.50
HP of Drill machine =	26 HP		
HP of Water Pump =	15 HP		
Total HP =	41 HP		
Fuel consumption per hour = 0.22x41x1.0x1 =	9.02 Litre		
b) Cost of diesel @ Rs. 18.53/ltr =18.53x9.02 =			167.14
c) Lubricant & oil @ 25% of (a) & (b) =		Rs.	105.16
	Total =	Rs.	525.80

(IV) Sundries / Misc. supplies :

At 10% of repair charges =		Rs.	12.00
	Total of B =	Rs.	886.72
GRAND TOTAL = (A+B) =		Rs.	984.90
	Say,	Rs.	985.00

HOURLY USE RATE = Rs. 985.00

44 CENTRE LATHE 2ND BED (5 HP) ELECTRICAL

1. (a) Capital Cost (C) = Rs. 3.25 Lakh.
2. Life (L)
   Year (Ly) = 10 Years.
3. Life time repair prov Hours (Lh) = 16000 Hrs.
   For machine = 100% of capital cost.

A. OWNERSHIP COST :

(a) Machine

Dy = (0.9C)/(Lyx2200) = (0.9x3,25,000)/(10x2200) =	Rs.	13.30
Dh = (0.9C)/Lh = (0.9x3,25,000)/16000 =	Rs.	18.28
D = (Dh+Dy)/2 =	Rs.	15.79
Total of A =	Rs.	15.79

B. OPERATIONAL COST :

(i) (a) Repair charges = (1.0x3,25,000)/16000 =	Rs.	20.31
Total of (I) =	Rs.	20.31

(II) Operators and maintenance crew charges
Operational hours/year (Two shifts) = 2200 Hrs.

Designation	No.	Monthly wage	Months/yr	Hrs/yr		Rate/hr
Regular						
a) Electrician	0.26	7000	12	2200		9.93
b) Turner	2.00	7000	12	2200	Rs.	76.36
			Sub-total =		Rs.	86.29
Casual						
c) Chowkidar	0.20	3600	12	2200	Rs.	3.93
Add for indirect crew cost (80% of direct crew charges for regular worker and 55% of direct crew charges for casual worker) =			0.80x86.29+0.55x3.93 =		Rs.	71.19
Total crew charge per hour =					**Rs.**	**157.48**

(III) POL / Energy Charges :
Power consumption = 0.746x5 = 3.73 Kwh

a) Cost of energy @ Rs. 3.7/Kwh = 3.7x3.73 =	Rs.	13.80
b) Lubricant & oil @ 25% of (a) =	Rs.	3.45
Total =	Rs.	17.25

(IV) Sundries / Misc. supplies :

At 10% of repair charges =	Rs.	2.03
Total of B =	Rs.	197.06
GRAND TOTAL = (A+B) =	Rs.	212.87
Say,	Rs.	213.00
HOURLY USE RATE =	**Rs.**	**213.00**

45 **TRACTOR TRAILER**

Capacity 20.00 Tonne 165 HP

1. (a) Capital Cost (C) = Rs. 18.00 Lakh.

Capital cost of equipment excluding cost of tyres = Rs. 1800000.00

2. Life (L)

(a) Year (Ly) = 12 Years.

(b) Hours (Lh) = 20000 Hrs.

3. Life time repair provision :

(a) For machine = 175% of capital cost.

A. OWNERSHIP COST :

(a) Machine		
Dy = (0.9C)/(Lyx2200) =	Rs.	61.36
Dh = (0.9C)/Lh =	Rs.	81.00
D = (Dh+Dy)/2 =	Rs.	71.18
Total of A =	**Rs.**	**71.18**

B. OPERATIONAL COST :

(I) (a) Repair charges = (1.75x1800,000)/20000 =	Rs.	157.50
Total of (I) =	**Rs.**	**157.50**

(II) Operators and maintenance crew charges

Operational hours/year (Two shifts) = 2200 Hrs.

Designation	No.	Monthly wage	Months/yr	Hrs/yr		Rate/hr
Regular						
a) Operator	2	7200	12	2200	Rs.	78.55
b) Mechanic	1.000	7000	12	2200	Rs.	38.18
c) Foreman	1	9600	12	2200	Rs.	52.36
			Sub-total =		Rs.	169.09
Casual						
a) Helper	4	3600	12	2200	Rs.	78.55
b) Chowkidar	0.500	3600	12	2200	Rs.	9.82
			Sub-total =		Rs.	88.36

Add for indirect crew cost (80% of direct crew charges for regular worker and 55% of direct crew charges for casual worker) = Rs. 183.87

Total crew charge per hour = **Rs. 441.33**

(III) POL / Energy Charges :

Requirement of fuel/Hr = (0.22xBHP)xC1xC2 = 0.22x165x0.30x1 = 10.89 Ltr.

a) cost of oil @ Rs. 18.53 per Ltr =10.89x18.53 =	Rs.	201.79
b) Lubricant & oil @ 25% of (a) =	Rs.	50.45
Total =	**Rs.**	**252.24**

(IV) Sundries / Misc. supplies : At 10% of repair charges =	Rs.	15.75
Total of B =	**Rs.**	**866.82**
GRAND TOTAL = (A+B) =	**Rs.**	**938.00**
Say,	**Rs.**	**938.00**
HOURLY USE RATE =	**Rs.**	**938.00**

15 **PAVEMENT BREAKER**

Capacity : **45.00 CFM**

1. (a) Capital Cost (C) = Rs. 0.30 Lakh.
2. Life (L)
   - (a) Year (Ly) = 10 Years.
   - (b) Hours (Lh) = 10000 Hrs.
3. Life time repair provision :
   - (a) For machine = 80% of capital cost.

A. OWNERSHIP COST :

(a) Machine

Dy = (0.9C)/(Lyx1200) = (0.9x30,000)/(10x1200) =	Rs.	1.23
Dh = (0.9C)/Lh = (0.9x30,000)/10000 =	Rs.	2.70
D = (Dh+Dy)/2 =	Rs.	1.96
Total of A =	**Rs.**	**1.96**

B. OPERATIONAL COST :

(I) (a) Repair charges = (0.80x30,000)/10000 =	Rs.	2.40
Total of (I) =	**Rs.**	**2.40**

(II) Operators and maintenance crew charges

Operational hours/year (Two shifts) = 2200 Hrs.

Designation	No.	Monthly wage	Months/yr	Hrs/yr		Rate/hr
Regular						
a) Driller	2.00	7000	12	2200	Rs.	76.36
b) Fitter	0.26	7000	12	2200	Rs.	9.93
c) Foreman	0.60	9600	12	2200	Rs.	31.42
			Sub-total =		Rs.	117.71
Casual						
a) Helper	1	3600	12	2200	Rs.	19.64
b) Watchman	0.26	3600	12	2200	Rs.	5.11
			Sub-total =		Rs.	24.74

Add for indirect crew cost (80% of direct crew charges for regular worker and 55% of direct crew charges for casual worker) = 0.80x83.81+0.55x7.50 =	Rs.	107.78
Total crew charge per hour =	**Rs.**	**250.23**

(III) POL / Energy Charges :

Consumption of compressed air = 45.00 cfm

a) Cost of compressed air @ Rs. 169/100 cfm = 45x169/100 =	Rs.	76.05
b) Lubricant & oil @ 25% of (a) =	Rs.	19.01
Total =	**Rs.**	**95.06**

(IV) Sundries / Misc. supplies :

At 10% of repair charges =	**Rs.**	**0.24**
Total of B =	**Rs.**	**347.93**
GRAND TOTAL = (A+B) =	**Rs.**	**349.89**
Say,	**Rs.**	**350.00**

HOURLY USE RATE = Rs. 350.00

47 **900 mm SWEEP TWO STAGE AXIAL FAN / BOOSTER WITH 50 HP ELECTRIC MOTOR**

Capacity : 50.00 HP

1. (a) Capital Cost (C) = Rs. 320750
2. Life (L)
   - (a) Year (Ly) = 12 Years.
   - (b) Hours (Lh) = 20000 Hrs.
3. Life time repair provision :
   - (a) For machine = 80% of capital cost.

A. OWNERSHIP COST :

(a) Machine

Dy = (0.9C)/(Lyx2500) =		Rs.	8.02
Dh = (0.9C)/Lh =		Rs.	14.43
D = (Dh+Dy)/2 =		Rs.	11.23
	Total of A =	**Rs.**	**11.23**

B. OPERATIONAL COST :

(I) (a) Repair charges = (0.80x320750)/20000 =		Rs.	12.83
	Total of (I) =	**Rs.**	**12.83**

(II) Operators and maintenance crew charges

Operational hours/year (Three shifts) = 3000 Hrs.

Designation	No.	Monthly wage	Months/yr	Hrs/yr		Rate/hr
Regular						
a) Operator	0.75	7000	12	3000	Rs.	21.00
b) Mechanic	0.75	7000	12	3000	Rs.	21.00
				Sub-total =	Rs.	42.00
Casual						
a) Helper	1.5	3600	12	3000	Rs.	21.60
				Sub-total =	Rs.	21.60

Add for Indirect crew cost (80% of direct crew charges for regular worker and 55% of direct crew charges for casual worker) = Rs. 45.48

Total crew charge per hour = **Rs. 109.08**

(III) POL / Energy Charges :

Power consumption =50x0.746 37.30 kwh

a) Cost of energy @ Rs. 3.7/kwh = 3.7x37.30 =		Rs.	138.01
b) Lubricant & oil @ 25% of (a) =		Rs.	34.50
	Total =	**Rs.**	**172.51**

(IV) Sundries / Misc. supplies :

At 10% of repair charges =		Rs.	1.28
(V) Cost of platform/foundation (LS) =		Rs.	20.00
	Total of B =	**Rs.**	**315.71**
GRAND TOTAL = (A+B) =		**Rs.**	**326.93**
	Say,	**Rs.**	**327.00**

HOURLY USE RATE = Rs. 327.00

North Eastern Electric Power Corp. New Delhi

48 **800 mm SWEEP TWO STAGE AXIAL FAN / BOOSTER WITH 25 HP ELECTRIC MOTOR**

Capacity : **25.00 HP**

1. (a) Capital Cost (C) = Rs. 160000
2. Life (L)
   (a) Year (Ly) = 12 Years.
   (b) Hours (Lh) = 20000 Hrs.
3. Life time repair provision :
   (a) For machine = 80% of capital cost.

A. OWNERSHIP COST :

(a) Machine

Dy = (0.9C)/(Lyx2500) = (0.9x160000)/(12x2500) =	Rs.	4.00
Dh = (0.9C)/Lh = (0.9x160000)/20000 =	Rs.	7.20
D = (Dh+Dy)/2 =	Rs.	5.60
Total of A =	**Rs.**	**5.60**

B. OPERATIONAL COST :

(I) (a) Repair charges = (0.80x160000)/20000 =	Rs.	6.40
Total of (I) =	**Rs.**	**6.40**

(II) Operators and maintenance crew charges
Operational hours/year (Three shifts) = 3000 Hrs.

Designation	No.	Monthly wage	Months/yr	Hrs/yr		Rate/hr
Regular						
a) Operator	0.75	7000	12	3000	Rs.	21.00
b) Mechanic	0.75	7000	12	3000	Rs.	21.00
					Rs.	42.00
Casual						
a) Helper	1.5	3600	12	3000	Rs.	21.60
				Sub-total =	Rs.	21.60

Add for indirect crew cost (80% of direct crew charges for regular worker and 55% of direct crew charges for casual worker) =	Rs.	45.48
Total crew charge per hour =	**Rs.**	**109.08**

(III) POL / Energy Charges :
Power consumption =25x0.746 18.65 kwh

a) Cost of energy @ Rs. 3.7/kwh = 3.7x37.30 =	Rs.	69.01
b) Lubricant & oil @ 25% of (a) =	Rs.	17.25
Total =	**Rs.**	**86.26**

(IV) Sundries / Misc. supplies :

At 10% of repair charges =	Rs.	0.64
(V) Cost of platform/foundation (LS) =	Rs.	20.00
Total of B =	**Rs.**	**222.38**
GRAND TOTAL = (A+B) =	**Rs.**	**227.98**
Say,	**Rs.**	**228.00**

HOURLY USE RATE = Rs. 228.00

49 **650 mm SWEEP TWO STAGE AXIAL FAN / BOOSTER WITH 15 HP ELECTRIC MOTOR**

Capacity : 15.00 HP

1. (a) Capital Cost (C) = Rs. 96225
2. Life (L)
   - (a) Year (Ly) = 12 Years.
   - (b) Hours (Lh) = 20000 Hrs.
3. Life time repair provision :
   - (a) For machine = 80% of capital cost.

A. OWNERSHIP COST :

(a) Machine		Rs.	2.41
Dy = (0.9C)/(Lyx2500) = (0.9x96225)/(12x2500) =		Rs.	4.33
Dh = (0.9C)/Lh = (0.9x96225)/20000 =		Rs.	3.37
D = (Dh+Dy)/2 =	Total of A =	Rs.	3.37

B. OPERATIONAL COST :

(I) (a) Repair charges = (0.80x96225)/20000 =		Rs.	3.85
	Total of (I) =	Rs.	3.85

(II) Operators and maintenance crew charges
Operational hours/year (Three shifts) = 3000 Hrs.

Designation	No.	Monthly wage	Months/yr	Hrs/yr		Rate/hr
Regular						
a) Operator	0.75	7000	12	3000	Rs.	21.00
b) Mechanic	0.75	7000	12	3000	Rs.	21.00
				Sub-total =	Rs.	42.00
Casual						
a) Helper	1.5	3600	12	3000	Rs.	21.60
				Sub-total =	Rs.	21.60

Add for indirect crew cost (80% of direct crew charges for regular worker and 55% of direct crew charges for casual worker) =		Rs.	45.48
Total crew charge per hour =		Rs.	109.08

(III) POL / Energy Charges :
Power consumption =15x0.746 11.19 kwh

a) Cost of energy @ Rs. 3.7/kwh = 3.7x37.30 =		Rs.	41.40
b) Lubricant & oil @ 25% of (a) =		Rs.	10.35
	Total =	Rs.	51.75

(IV) Sundries / Misc. supplies :		Rs.	0.38
At 10% of repair charges =		Rs.	10.00
(V) Cost of platform/foundation (LS) =	Total of B =	Rs.	175.07
GRAND TOTAL = (A+B) =		Rs.	178.44
	Say,	Rs.	178.00

HOURLY USE RATE = Rs. 178.00

नॉर्थ ईस्टर्न इलेक्ट्रिक पावर कॉर्पोरेशन लिमिटेड नई दिल्ली NEEPCO New Delhi North Eastern Electric Power Corporation Ltd.

50 **ELECTRIC PUMP (50 HP) 37.3 KWH**

Capacity : 50.00 HP

1 (a) Capital Cost (C) = Rs. 1.00 Lakh.

2. Life (L)

(a) Year (Ly) = 12 Years.

(b) Hours (Lh) = 20000 Hrs.

3. Life time repair provision :

(a) For machine = 70% of capital cost.

A. OWNERSHIP COST :

(a) Machine

Dy = (0.9C)/(Lyx2500) = (0.9x1,00,000)/(12x2500) =	Rs.	2.50
Dh = (0.9C)/Lh = (0.9x1,00,000)/20000 =	Rs.	4.50
D = (Dh+Dy)/2 =	Rs.	3.50
Total of A =	**Rs.**	**3.50**

B. OPERATIONAL COST :

(I) (a) Repair charges = (0.70x1,00,000)/20000 =	Rs.	3.50
Total of (I) =	**Rs.**	**3.50**

(II) Operators and maintenance crew charges

Operational hours/year (Three shifts) = 3000 Hrs.

Designation	No.	Monthly wage	Months/yr	Hrs/yr		Rate/hr
Regular						
a) Operator	3.00	7000	12	3000	Rs.	84.00
b) Mechanic	0.75	7000	12	3000	Rs.	21.00
c) Electrician	0.51	7000	12	3000	Rs.	14.28
				Sub-total =	Rs.	119.28
Casual						
a) Helper	1	3600	12	3000	Rs.	14.40
				Sub-total =	Rs.	14.40

Add for indirect crew cost (80% of direct crew charges for regular worker and 55% of direct crew charges for casual worker) =	Rs.	103.34
Total crew charge per hour =	**Rs.**	**237.02**

(III) POL / Energy Charges :

Electric energy consumed = 50x0.746 = 37.30 kwh

a) Cost of energy @ Rs. 3.7/kwh = 3.7x37.30 =	Rs.	138.01
b) Lubricant & oil @ 25% of (a) =	Rs.	34.50
Total =	**Rs.**	**172.51**

(IV) Sundries / Misc. supplies : At 10% of repair charges =	Rs.	0.35
Total of B =	**Rs.**	**413.39**
GRAND TOTAL = (A+B) =	**Rs.**	**416.89**
Say,	**Rs.**	**417.00**

HOURLY USE RATE = **Rs. 417.00**

नॉर्थ ईस्टर्न इलेक्ट्रिक पावर कॉर्पोरेशन नई दिल्ली
NEEPCO
New Delhi
North Eastern Electric Power Corporation

51 **ELECTRIC PUMP (10 HP) (Elect.)**

Capacity : 10.00 HP

1. (a) Capital Cost (C) = Rs. 0.30 Lakh.
2. Life (L)
   - (a) Year (Ly) = 12 Years.
   - (b) Hours (Lh) = 20000 Hrs.
3. Life time repair provision :
   - (a) For machine = 70% of capital cost.

A. OWNERSHIP COST :

(a) Machine

Dy = (0.9C)/(Lyx2500) = (0.9x30,000)/(12x2500) =	Rs.	0.75
Dh = (0.9C)/Lh = (0.9x30,000)/20000 =	Rs.	1.35
D = (Dh+Dy)/2 =	Rs.	1.05
Total of A =	**Rs.**	**1.05**

B. OPERATIONAL COST :

(I) (a) Repair charges = (0.70x30,000)/20000 =	Rs.	1.05
Total of (I) =	**Rs.**	**1.05**

(II) Operators and maintenance crew charges

Operational hours/year (Three shifts) = 3000 Hrs.

Designation	No.	Monthly wage	Months/yr	Hrs/yr		Rate/hr
Regular						
a) Operator	3.00	7000	12	3000	Rs.	84.00
b) Mechanic	0.75	7000	12	3000	Rs.	21.00
c) Electrician	0.39	7000	12	3000	Rs.	10.92
				Sub-total =	Rs.	115.92

Add for indirect crew cost (80% of direct crew charges for regular worker and 55% of direct crew charges for casual worker) =	Rs.	92.74
Total crew charge per hour =	**Rs.**	**208.66**

(III) POL / Energy Charges :

Electric energy consumed = 10x0.746 = 7.46 kwh

a) Cost of energy @ Rs. 3.7/kwh = 3.7x7.46 =	Rs.	27.60
b) Lubricant & oil @ 25% of (a) =	Rs.	6.90
Total =	**Rs.**	**34.50**

(IV) Sundries / Misc. supplies : At 10% of repair charges =	Rs.	0.11
Total of B =	**Rs.**	**244.31**
GRAND TOTAL = (A+B) =	Rs.	245.36
Say,	Rs.	245.00

HOURLY USE RATE = Rs. 245.00

नॉर्थ ईस्टर्न इलेक्ट्रिक पावर कॉर्पोरेशन नई दिल्ली
NEEPCO
North Eastern Electric Power Corporation New Delhi

52 ELECTRIC PUMP (7.5 HP) (Elect.)

Capacity : 7.50 HP

1. (a) Capital Cost (C) = Rs. 0.25 Lakh.

2. Life (L)

(a) Year (Ly) = 12 Years.

(b) Hours (Lh) = 20000 Hrs.

3. Life time repair provision :

(a) For machine = 70% of capital cost.

A. OWNERSHIP COST :

(a) Machine

Dy = (0.9C)/(Lyx2500) = (0.9x25,000)/(12x2500) =	Rs.	0.63
Dh = (0.9C)/Lh = (0.9x25,000)/20000 =	Rs.	1.13
D = (Dh+Dy)/2 =	Rs.	0.88
Total of A =	Rs.	0.88

B. OPERATIONAL COST :

(I) (a) Repair charges = (0.70x25,000)/20000 =	Rs.	0.88
Total of (I) =	Rs.	0.88

(II) Operators and maintenance crew charges

Operational hours/year (Three shifts) = 3000 Hrs.

Designation	No.	Monthly wage	Months/yr	Hrs/yr		Rate/hr
Regular						
a) Operator	1.00	7000	12	3000	Rs.	28.00
b) Mechanic	0.25	7000	12	3000	Rs.	7.00
c) Electrician	0.13	7000	12	3000	Rs.	3.50
			Sub-total =		Rs.	38.50

Add for indirect crew cost (80% of direct crew charges for regular worker and 55% of direct crew charges for casual worker) =	Rs.	30.80
Total crew charge per hour =	Rs.	69.30

(III) POL / Energy Charges :

Electric energy consumed = 7.5x0.746 = 5.60 kwh

a) Cost of energy @ Rs. 3.7/kwh = 3.7x5.60 =	Rs.	20.70
b) Lubricant & oil @ 25% of (a) =	Rs	5.18
Total =	Rs.	25.88

(IV) Sundries / Misc. supplies : At 10% of repair charges =	Rs.	0.09
Total of B =	Rs.	96.14
GRAND TOTAL = (A+B) =	Rs.	97.01
Say,	Rs.	97.00

HOURLY USE RATE = Rs. 97.00

नॉर्थ ईस्टर्न इलेक्ट्रिक पावर कॉर्पोरेशन नई दिल्ली
NEEPCO
North Eastern Electric Power Corporation New Delhi

53 **MOBILE CRANE 50 T (205 HP ENGINE : Hydraulic)**

Capacity = 205 HP

1. (a) Capital Cost (C) = Rs. 155.00 Lakh.
2. Life (L)
   - (a) Year (Ly) = 12 Years.
   - (b) Hours (Lh) = 15000 Hrs.
3. Life time repair provision :
   - (a) For machine = 150% of capital cost.

A. OWNERSHIP COST :

(a) Machine

Dy = (0.9C)/(Lyx1200) = (0.9x155,00,000)/(10x1200) =	Rs.	968.75
Dh = (0.9C)/Lh = (0.9x155,00,000)/16000 =	Rs.	930.00
D = (Dh+Dy)/2 =	Rs.	949.38
Total of A =	**Rs.**	**949.38**

B. OPERATIONAL COST :

(I) (a) Repair charges = (1.50x155,00,000)/15000 =	Rs.	1550.00
Total of (I) =	**Rs.**	**1550.00**

(II) Operators and maintenance crew charges

Operational hours/year (One shift) = 1200 Hrs.

Designation	No.	Monthly wage	Months/yr	Hrs/yr		Rate/hr
Regular						
a) Sr. Operator	1.00	7200	12	1200	Rs.	72.00
b) Mechanic	0.50	7000	12	1200	Rs.	35.00
c) Foreman	0.25	9600	12	1200	Rs.	24.00
d) Electrician	0.25	7000	12	1200	Rs.	17.50
				Sub-total =	Rs.	148.50
Casual						
a) Helper	2	3600	12	1200	Rs.	72.00
b) Chowkidar	0.25	3300	12	1200	Rs.	9.00
				Sub-total =	Rs.	81.00

Add for indirect crew cost (80% of direct crew charges for regular worker and 55% of direct crew charges for casual worker) =	Rs.	163.35
Total crew charge per hour =	**Rs.**	**392.85**

(III) POL / Energy Charges :

Fuel consumption per hour = 0.22x205x1.4x0.30 = 18.942 Litre

a) Cost of diesel @ Rs. 18.53/ltr =18.53x18.942 =		351.00
b) Lubricant & oil @ 25% of (a) =	Rs.	87.75
Total =	**Rs.**	**438.74**

(IV) Sundries / Misc. supplies : At 10% of repair charges =	Rs.	155.00
Total of B =	**Rs.**	**2536.59**
GRAND TOTAL = (A+B) =	**Rs.**	**3485.97**
Say,	**Rs.**	**3486.00**

HOURLY USE RATE = Rs. 3486.00

नॉर्थ ईस्टर्न इलेक्ट्रिक पावर कॉर्पोरेशन नई दिल्ली
NEEPCO
North Eastern Electric Power Corporation
New Delhi

54 **MOBILE CRANE 18 T**

Capacity = **165 HP**

1. (a) Capital Cost (C) = Rs. 75.00 Lakh.
2. Life (L)
   - (a) Year (Ly) = 12 Years.
   - (b) Hours (Lh) = 15000 Hrs.
3. Life time repair provision :
   - (a) For machine = 150% of capital cost.

A. OWNERSHIP COST :

(a) Machine

Dy = (0.9C)/(Lyx1200) =	Rs.	468.75
Dh = (0.9C)/Lh =	Rs.	450.00
D = (Dh+Dy)/2 =	Rs.	459.38
Total of A =	**Rs.**	**459.38**

B. OPERATIONAL COST :

(I) (a) Repair charges = (1.50x75,00,000)/15000 =	Rs.	750.00
Total of (I) =	**Rs.**	**750.00**

(II) Operators and maintenance crew charges

Operational hours/year (One shift) = 1200 Hrs.

Designation	No.	Monthly wage	Months/yr	Hrs/yr		Rate/hr
Regular						
a) Operator	1.00	7200	12	1200	Rs.	72.00
b) Mechanic	0.25	7000	12	1200	Rs.	17.50
c) Foreman	0.25	9600	12	1200	Rs.	24.00
d) Electrician	0.25	7000	12	1200	Rs.	17.50
				Sub-total =	Rs.	131.00
Casual						
a) Helper	2	3600	12	1200	Rs.	72.00
b) Chowkidar	0.25	3600	12	1200	Rs.	9.00
				Sub-total =	Rs.	81.00

Add for indirect crew cost (80% of direct crew charges for regular worker and 55% of direct crew charges for casual worker) =	Rs.	149.35
Total crew charge per hour =	**Rs.**	**361.35**

(III) POL / Energy Charges :

Fuel consumption per hour = 0.22x165x1.4x0.30 = 15.246 Litre

a) Cost of diesel @ Rs. 18.53/ltr =18.53x15.246 =		282.51
b) Lubricant & oil @ 25% of (a) =	Rs.	70.63
Total =	**Rs.**	**353.14**

(IV) Sundries / Misc. supplies :

At 10% of repair charges =	Rs.	75.00
Total of B =	**Rs.**	**1539.49**
GRAND TOTAL = (A+B) =	**Rs.**	**1998.86**
Say,	**Rs.**	**1999.00**

HOURLY USE RATE = **Rs. 1999.00**

नार्थ ईस्टर्न इलेक्ट्रिक पावर कॉर्पोरेशन लि. नई दिल्ली
NEEPCO
North Eastern Electric Power Corporation Ltd. New Delhi

55 **MOBILE CRANE 10 T (110 HP ENGINE : Diesel/Elect.)**

Capacity = 110 HP

1. (a) Capital Cost (C) = Rs. 45.00 Lakh.
2. Life (L)
   - (a) Year (Ly) = 10 Years.
   - (b) Hours (Lh) = 12000 Hrs.
3. Life time repair provision :
   - (a) For machine = 150% of capital cost.

A. OWNERSHIP COST :

(a) Machine

Dy = (0.9C)/(Lyx1200) =	Rs.	337.50
Dh = (0.9C)/Lh =	Rs.	337.50
D = (Dh+Dy)/2 =	Rs.	337.50
Total of A =	**Rs.**	**337.50**

B. OPERATIONAL COST :

(I) (a) Repair charges = (1.50x45,00,000)/12000 =	Rs.	562.50
Total of (I) =	**Rs.**	**562.50**

(II) Operators and maintenance crew charges

Operational hours/year (One shift) = 1200 Hrs.

Designation	No.	Monthly wage	Months/yr	Hrs/yr		Rate/hr
Regular						
a) Operator	1.00	7200	12	1200	Rs.	72.00
b) Mechanic	0.25	7000	12	1200	Rs.	17.50
c) Foreman	0.25	9600	12	1200	Rs.	24.00
d) Electrician	0.25	7000	12	1200	Rs.	17.50
				Sub-total =	Rs.	131.00
Casual						
a) Helper	2	3600	12	1200	Rs.	72.00
e) Chowkidar	0.25	3600	12	1200	Rs.	9.00
				Sub-total =	Rs.	81.00

Add for indirect crew cost (80% of direct crew charges for regular worker and 55% of direct crew charges for casual worker) =	Rs.	149.35
Total crew charge per hour =	**Rs.**	**361.35**

(III) POL / Energy Charges :

Fuel consumption per hour = 0.22x110x1.0x0.30 = 7.26 Litre

a) Cost of diesel @ Rs. 18.53/ltr =18.53x7.26 =		134.53
b) Lubricant & oil @ 25% of (a) =	Rs	33.63
Total =	**Rs.**	**168.16**
(IV) Sundries / Misc. supplies ; At 10% of repair charges =	Rs.	56.25
Total of B =	**Rs.**	**1148.26**
GRAND TOTAL = (A+B) =	**Rs.**	**1485.76**
Say,	**Rs.**	**1486.00**

HOURLY USE RATE = Rs. 1486.00

नॉर्थ ईस्टर्न इलेक्ट्रिक पावर कॉर्पोरेशन लिमिटेड (नई दिल्ली)
NEEPCO
New Delhi
North Eastern Electric Power Corporation

56 **ROLLING/PLATE BENDING MACHINE**

Capacity = 10 HP

1. (a) Capital Cost (C) = Rs. 0.70 Lakh.
2. Life (L)
   (a) Year (Ly) = 10 Years.
   (b) Hours (Lh) = 12000 Hrs.
3. Life time repair provision :
   (a) For machine = 80% of capital cost.

A. OWNERSHIP COST :

(a) Machine

Dy = (0.9C)/(Lyx2000) = (0.9x70,000)/(10x2000) =	Rs.	2.86
Dh = (0.9C)/Lh = (0.9x70,000)/12000 =	Rs.	5.25
D = (Dh+Dy)/2 =	Rs.	4.06
Total of A =	Rs.	4.06

B. OPERATIONAL COST :

(I) (a) Repair charges = (0.80x70,000)/12000 =	Rs.	4.67
Total of (I) =	Rs.	4.67

(II) Operators and maintenance crew charges

Operational hours/year (Two shift) = 2200 Hrs.

Designation	No.	Monthly wage	Months/yr	Hrs/yr		Rate/hr
Regular						
a) Operator	2.00	7200	12	2200	Rs.	78.55
b) Foreman	0.20	9600	12	2200	Rs.	10.47
c) Electrician	0.50	7000	12	2200	Rs.	19.09
				Sub-total =	Rs.	108.11
Casual						
a) Helper	2	3600	12	2200	Rs.	39.27
				Sub-total =	Rs.	39.27

Add for indirect crew cost (80% of direct crew charges for regular worker and 55% of direct crew charges for casual worker) =	Rs.	108.09
Total crew charge per hour =	**Rs.**	**255.47**

(III) POL / Energy Charges :

Power consumption per hour = 10x0.746 = 7.46 kwh

a) Cost of Energy @ Rs. 3.7/kwh =3.7x7.46 =		27.60
b) Lubricant & oil @ 25% of (a) =	Rs.	6.90
Total =	Rs.	34.50

(IV) Sundries / Misc. supplies : At 10% of repair charges =	Rs.	0.47
Total of B =	**Rs.**	**295.10**
GRAND TOTAL = (A+B) =	**Rs.**	**299.16**
Say,	**Rs.**	**299.00**
HOURLY USE RATE =	**Rs.**	**299.00**

नई दिल्ली NEPCO New Delhi North Eastern Electric Power Corporation

57 **EXPLOSIVE VAN 7.5 MT**

Capacity : 7.50 Tonne

1. (a) Capital Cost (C) = Rs. 8.00 Lakh.

Capital cost of equipment excluding cost of tyres = Rs. 800000.00

2. Life (L)

(a) Year (Ly) = 10 Years.

(b) KM = 200000 KM

3. Life time repair provision :

(a) For machine = 175% of capital cost.

A. OWNERSHIP COST :

(a) Machine

Depreciation/KM, D = (0.9C)/200000 = (0.9x800000)/(200000) = Rs. 3.60

Total of A = **Rs. 3.60**

B. OPERATIONAL COST :

(I) (a) Repair charges/KM = (1.75x8,00,000)/200000 = Rs. 7.00

Total of (I) = **Rs. 7.00**

(II) Operators and maintenance crew charges

Operational KM/year = 20000 KM

Designation	No.	Monthly wage	Months/yr	KM/yr		Rate/hr
Regular						
a) Driver	1	7200	12	20000	Rs.	4.32
b) Mechanic	0.13	7000	12	20000	Rs.	0.53
				Sub-total =	Rs.	4.85
Casual						
a) Helper	1	3600	12	20000	Rs.	2.16
b) Chowkidar	0.17	3600	12	20000	Rs.	0.36
				Sub-total =	Rs.	2.52

Add for indirect crew cost (80% of direct crew charges for regular worker and 55% of direct crew charges for casual worker) = Rs. 5.26

Total crew charge per hour = **Rs. 12.63**

(III) POL / Energy Charges :

Requirement of fuel/KM = 1/3 = 0.33 Ltr.

a) cost of oil @ Rs. 18.53 per Ltr =0.33x18.53 = Rs. 6.18

b) Lubricant & oil @ 25% of (a) = Rs. 1.54

Total = **Rs. 7.72**

(IV) Sundries / Misc. supplies :

At 10% of repair charges = Rs. 0.70

Total of B = **Rs. 28.05**

GRAND TOTAL = (A+B) = **Rs. 31.65**

Say, **Rs. 32.00**

USE RATE PER KM = **Rs. 32.00**

58

DRILL STEEL FOR JACK HAMMER

Considering 4 m drilling, requirement of drill steel are as follows :

Sl. No.	Specification	Qnty.	Cost in Rs.	length in	Cost / metre
1	800	1 No.	2410	130	18.54
2	1600	1 No.	3846	130	29.58
3	2400	1 No.	5962	130	45.86
4	3200	1 No.	7234	130	55.65
5	4000	1 No.	7995	130	61.50
				Total	211.13
				Average	42.23
		Add sharpening charge @ 5%			2.11
				total	44.34
				SAY	44.00

USE RATE per metre = Rs 44.00

59 DRILL STEEL FOR DRILL JUMBO

Considering 3.8 m drilling : 41 mm dia hole :
Requirement of Accessories and cost per drill :

Sl. No.	Accessories	Qnty. (No.)	Amount (Rs.)
1.	3.0 m long extension rod	1	18,400.00
2.	32 mm shank adoptor	1	6,900.00
3.	32 mm coupling sleeve	1	1,725.00
4.	41 mm dia cross bit	1	4,025.00

(A)	Cost of (1 + 2	27025		
	Economic lif	460	metre	
	Depreciation / m			58.75
(B)	Cost of bit	4,025.00		
	Economic lif	130	metre	
	Depreciation / m			30.96
(C)	Sharpening charge @ 5% of (B)			1.55
	total			91.26
	SAY			91.00

USE RATE per metre = Rs 91.00

60 **DRILL STEEL FOR WAGON DRILL**

Considering 10 m drilling with one Wagon Drill,
Requirement of Accessories and cost per drill :

Sl. No.	Accessories	Qnty. (No.)	Amount (Rs.)
1.	Shank Adapter	1	3108
2.	Coupling sleeve	4	5760.00
3.	Extension Rod 3.0 m	1	4513.00
4.	Extension Rod 2.5 m	1	3756.00
5.	Extension Rod 2.0 m	1	3000.00
6.	Extension Rod 1.5 m	1	2256.00
7.	Extension Rod 1.0 m	1	1248.00

(A)	Cost of (1 to 7)	19885
	Economic life	460 metre
	Depreciation / m	43.23
(B)	Cost of bit 64 mm dia	3989
	Economic life	130 metre
	Depreciation / m	30.68
(C)	Sharpening charge @ 5% of (B)	1.53
	Total	75.45
	SAY	75.00
USE RATE per metre = Rs		**75.00**

नॉर्थ ईस्टर्न इलेक्ट्रिक पावर कॉर्पोरेशन नई दिल्ली
NEEPCO
North Eastern Electric Power Corporation New Delhi

61 **20T TRACTOR WITH SHEEP FOOT ROLLER**

(I) 20 T Tractor

1. Capital Cost (C) = Rs. 18.00 Lakh.
2. Life (L)
(a) Year (Ly) = 8 Years.
(b) Hours (Lh) = 12000 Hrs.
3. Life time repair provision : 200 % of capital cost.

A. OWNERSHIP COST :

Dy = (0.9C)/(Lyx2200)	Rs.	92.05
Dh = (0.9C)/Lh	Rs.	135.00
D = (Dh+Dy)/2 =	Rs.	113.52
Total of A =	Rs.	113.52

B. OPERATIONAL COST :

(I) Repair charges = (2x30,00,000)/12000 =	Rs.	300.00

(II) Operators and maintenance crew charges
Operational hours/year (Two shifts) = 2200 Hrs.

Designation	No.	Monthly wage	Months/yr	Hrs/yr		Rate/hr
Regular						
(a)Driver	2	7200	12	2200	Rs.	78.55
b) Foreman	0.25	9600	12	2200	Rs.	13.09
c) Mechanic	0.33	7000	12	2200	Rs.	12.73
			Sub-total =		Rs.	104.36
Casual						
a) Helper	2	3600	12	2200	Rs.	39.27
g) Chowkidar	0.33	3600	12	2200	Rs.	6.55
			Sub-total =		Rs.	45.82

Add for indirect crew cost (80% of direct crew charges for regular worker and 55% of direct crew charges for casual worker) =	Rs.	108.69
Total crew charge per hour =	Rs.	258.87

(III) POL / Energy Charges :

a)6.75 litres of HSD Oil @ Rs.18.53/lit	Rs.	125.08
b) Lubricant and oil 25% of a	Rs.	31.27
Total =	Rs.	156.35
(IV) Sundries / Misc. supplies : At 10% of repair charges =	Rs.	30.00
Total of B =	Rs.	745.22
GRAND TOTAL = (A+B) =	Rs.	858.74
Say,	Rs.	859.00
HOURLY USE RATE OF TRACTOR=	**Rs.**	**859.00**

(II) SHEEP FOOT ROLLER

1. Capital Cost (C) = Rs. 3.50 Lakh.
2. Life (L)
(a) Year (Ly) = 8 Years.
(b) Hours (Lh) = 10000 Hrs.
3. Life time repair provision : 70 % of capital cost.

A. OWNERSHIP COST :

Dy = (0.9C)/(Lyx2200) =	Rs.	17.90
Dh = (0.9C)/Lh =	Rs.	31.50
D = (Dh+Dy)/2 =	Rs.	24.70
Total of A =	Rs.	24.70

B. OPERATIONAL COST :

(I) Repair charges = (0.70x3,50,000)/10000 =	Rs.	24.50
(III) POL / Energy Charges : POL/ Energy Charges @ 10 % R & M	Rs.	2.45
GRAND TOTAL =	Rs.	51.65
Say,	Rs.	52.00
HOURLY USE RATE OF ROLLER =	**Rs.**	**52.00**
HENCE, HOURLY USE RATE OF TRACTOR WITH ROLLER = 1142+52 =		**911.00**

NEEPCO New Delhi North Eastern Electric Power Corporation

62 TWO BOOM HYDRAULIC DRILL JUMBO (GONDWANA RANGE)

1. Capital Cost (C) = Rs. 260.00 Lakh.
Lakh.
Total Cost Rs. 260.00 Lakh

2. Life (L)
(a) Year (Ly) = 10 Years.
(b) Hours (Lh) = 15000 Hrs.
3. Life time repair provision : 120 % of capital cost.

A. OWNERSHIP COST :

Dy = (0.9C)/(Lyx2200) =	Rs.	1063.64
Dh = (0.9C)/Lh =	Rs.	1560.00
D = (Dh+Dy)/2 =	Rs.	1311.82
Total of A =	Rs.	1311.82

B. OPERATIONAL COST :

(I) Repair charges =	Rs.	2080.00

(II) Operators and maintenance crew charges
Operational hours/year (one shift) = 2200 Hrs.

Designation	No.	Monthly wage	Months/yr	Hrs/yr		Rate/hr
Regular						
(a) Driller	2	7200	12	2200	Rs.	78.55
b) Electrician	0.5	7200	12	2200	Rs.	19.64
c) Mechanic	0.25	7000	12	2200	Rs.	9.55
d) Foreman	0.125	9600	12	2200	Rs.	6.55
				Sub-total =	Rs.	114.27
Casual						
a) Helper	4	3600	12	2200	Rs.	78.55
d) Chowkidar	0.25	3600	12	2200	Rs.	4.91
				Sub-total =	Rs.	83.45

Add for indirect crew cost (80% of direct crew charges for regular worker and 55% of direct crew charges for casual worker) = Rs. 137 32

Total crew charge per hour = Rs. 335.05

(III) POL / Energy Charges :
(a) Diesel
Average movement of carries/ pull 2 KM
Average speed = 10 Km/hr
Time required for movement= 0.2 Hrs

Requirement of fuel/Hr = (0.22xBHP)xC1xC2 = 0.22x90x0.62x1.0= 12.28 Ltr.

(b) Power Requirement for hydraulic operation :

Power Pack =	74 KWH
Booster Pack =	4 KWH
Compressor =	5.5 KWH
Light =	1.5 KWH
Total	85 KWH

Cost of POL/Energy/Pull drilling

(a) Diesel @ Rs. 18.53 = 18.53 ' 12.28	Rs.	227.47
(b) Energy @ Rs. 3.7 = 3.70 × 85	Rs.	314.50
(c) Lubricants & Oil @ 25% of (a) & (b)	Rs.	135.49
Total	Rs.	677.47
(iv) Sundries/ Misc Supplies = 10 % of repair charges =	Rs.	208.00
TOTAL OF B		3300.51
GRAND TOTAL = (A+B) =	Rs.	4612.33
Say,	Rs.	4612.00
HOURLY USE RATE =	**Rs.**	**4612.00**

नई दिल्ली NEEPCO New Delhi North Eastern Electric Power Corporation

63 SINGLE BOOM ROCK BOLTING JUMBO (GONDWANA ZONE)

1. (a) Capital Cost (C) = Rs. 240.00 Lakh.

Total Cost Rs. 240.00 Lakh

Capital cost of equipment . = Rs. 240.00 Lakh

2. Life (L)

(a) Year (Ly) = 10 Years.

(b) Hours (Lh) = 15000 Hrs.

3. Life time repair provision :

120% of capital cost.

A. OWNERSHIP COST :

Dy = (0.9C)/(Lyx2200) =	Rs.	981.82
Dh = (0.9C)/Lh =	Rs.	1440.00
D = (Dh+Dy)/2 =	Rs.	1210.91
Total of A =	**Rs.**	**1210.91**

B. OPERATIONAL COST :

(i) (a) Repair charges = (1.20x312,00,000)/15000 =	Rs.	1920.00
Total of (I) =	**Rs.**	**1920.00**

(II) Operators and maintenance crew charges

Operational hours/year (Two shifts) = 2200 Hrs.

Designation	No.	Monthly wage	Months/yr	Hrs/yr		Rate/hr
Regular						
a) Driller	2	7200	12	2200	Rs.	78.55
b) Mechanic	0.25	7000	12	2200	Rs.	9.55
c) Foreman	0.125	9600	12	2200	Rs.	6.55
d) Electrician	0.5	7200	12	2200	Rs.	19.64
			Sub-total =		Rs.	114.27
Casual						
a) Helper	4	3600	12	2200	Rs.	78.55
d) Chowkidar	0.25	3600	12	2200	Rs.	4.91
			Sub-total =		Rs.	83.45

Add for indirect crew cost (80% of direct crew charges for regular worker and 55% of direct crew charges for casual worker) = 0.80x150+ 0.55x88.36 = Rs. 137.32

Total crew charge per hour = **Rs. 335.05**

(III) POL / Energy Charges :

(a) Diesel

Average movement of carries/ pull 2 KM

Average speed = 10 Km/hr

Time required for movement= 0.2 Hrs

Requirement of fuel/Hr = (0.22xBHP)xC1xC2 = 0.22x90x0.62x1.0= 12.28 Ltr.

(b) Power Requirement for hydraulic operation :

Power Pack =	74 KWH
Booster Pack =	4 KWH
Compressor =	5.5 KWH
Light =	1 KWH
Total	84.5 KWH

Cost of POL/Energy/Pull drilling

(a) Diesel @ Rs. 18.53 = 18.53 ' 12.28	Rs.	227.47
(b) Energy @ Rs. 3.7 = 3.7 × 84.5	Rs.	312.65
(c) Lubricants & Oil @ 25% of (a) & (b)	Rs.	135.03
Total	Rs.	675.16

(iv) Sundries/ Misc Supplies = 10 % of repair charges =	Rs.	192.00
TOTAL OF B		3122.20
GRAND TOTAL = (A+B) =	Rs.	4333.11
Say,	Rs.	4333.00
HOURLY USE RATE =	**Rs.**	**4333.00**

900 mm SWEEP TWO STAGE AXIAL FAN/ BOOSTER (With 50 HP ELECTRIC MOTOR) Flame proof

(a) Capital Cost (C) = Rs. 3.20750 Lakh.

Total Cost Rs. 3.207500 Lakh

Capital cost of equipment = Rs. 320750.00

2. Life (L)

(a) Year (Ly) = 12 Years.

(b) Hours (Lh) = 20000 Hrs.

3. Life time repair provision :

= 80% of capital cost.

A. OWNERSHIP COST :

Dy = (0.9C)/(Lyx2200) =	Rs.	8.02
Dh = (0.9C)/Lh =	Rs.	14.43
D = (Dh+Dy)/2 =	Rs.	11.23
Total of A =	**Rs.**	**11.23**

B. OPERATIONAL COST :

(I) (a) Repair charges = (0.80x461125)/20000 =	Rs.	12.83
Total of (I) =	**Rs.**	**12.83**

(II) Operators and maintenance crew charges

Operational hours/year (Three shifts) = 3000 Hrs.

Designation	No.	Monthly wage	Months/yr	Hrs/yr		Rate/hr
Regular						
a) Operator	0.75	7000	12	3000	Rs.	21.00
b) Mechanic	0.75	7000	12	3000	Rs.	21.00
				Sub-total =	Rs.	42.00
Casual						
a) Helper	1.5	3600	12	3000	Rs.	21.60
				Sub-total =	Rs.	21.60

Add for Indirect crew cost (80% of direct crew charges for regular worker and 55% of direct crew charges for casual worker) =	Rs.	45.48
Total crew charge per hour =	**Rs.**	**109.08**

(III) POL / Energy Charges :

Power Consumed= 37.3 KWH

a) cost of energy @ Rs. 3.7 per KWH =37.3 x 3.7 =	Rs.	138.01
b) Lubricant & oil @ 25% of (a) =	Rs.	34.50
Total =	**Rs.**	**172.51**
(IV) Sundries / Misc. supplies : At 10% of repair charges =	**Rs.**	**1.28**
(v) Cost of platform / Foundation (L.S.)	**Rs.**	**20.00**
Total of B =	**Rs.**	**315.71**
GRAND TOTAL = (A+B) =	**Rs.**	**326.93**
Say,	**Rs.**	**327.00**
HOURLY USE RATE =	**Rs.**	**327.00**

KAMENG HYDRO ELECTRIC PROJEC

APPENDICES

NEEPCO
New Delhi
North Eastern Electric Power Corporation

BASIC RATE OF LABOUR WAGES

Sl No.	Category	Monthly wages
1	Foreman	9600.00
2	Driver/Crane operator/Dumper Operator/Dozer Operator/Loader Operator/Excavator Operator.	7200.00
3	Driller /Carpentar/Mason /Mechanic/Electrician/Work Assistant/Pump Operator/ General Operator	7000.00
4	Semi skilled Helper	4200.00
5	Belder/Helper/Security Guard	3600.00

MARKET RATES IN ARUNACHAL PRADESH AS ON JULY. 2003

SL NO	MATERIALS	UNIT	PRICE(Rs.)
1	Petrol	kl	29540
2	HSD	kl	18530
3	HYD. 68/32	lit	
4	Servo 30/40	lit	
5	Servo Multigrade	lit	
6	Gear HP	lit	
7	Electricity commercial	unit	3.7

नॉर्थ ईस्टर्न इलेक्ट्रिक पावर कॉर्पोरेशन नई दिल्ली
NEEPCO
North Eastern Electric Power Corporation New Delhi

Sl. No.	Name of materials	unit	rate(Rs)	rate including4%CST (Rs)	Transporta (Rs)	Remarks		
1	CEMENT							
	a) PSC	MT	3000	3000		Ex. Ghty. Dump		
	b)PPC	MT	3000	3000	1313.9	Ex. Ghty. Dump	Rate/ KG	bag
	c) OPC 53 grade	MT					4.72	236
	d)OPC 43 grade	MT						
	e)OPC 33 grade	MT	3300	3300		Ex. Umrangso		
2	STEEL							
	a)Tor steel 8mm dia	MT	19755	20545.20		Ex Guwahati	21143.81	19315.33
	10 mm	MT	19523	20303.92		Ex Guwahati		
	12 mm	MT	19291	20062.64		Ex Guwahati		
	16mm	MT	17605	18309.20		Ex Guwahati		
	20/25mm	MT	18909	19665.36	1313.9	Ex Guwahati		
	28mm	MT	17025	17706.00		Ex Guwahati		
	32 mm	MT	17899	18614.96		Ex Guwahati		
	36mm	MT		0.00		Ex Guwahati		
	40mm	MT		0.00		Ex Guwahati		
	b)STRUCTURALS	MT						
	ISMB 150X75	MT	16700	17368.00		Ex Guwahati		
	ISMB175X85	MT				Ex Guwahati	steel Average	
	ISMB200X100	MT	16677	17344.08		Ex Guwahati	22430.71	
	ISMB250X125	MT	20219	21027.76		Ex Guwahati		
	ISMB450X150	MT	25903	26939.12	1313.9	Ex Guwahati		
	ISMB600X210	MT		0.00		Ex Guwahati		
	ISMC100X50	MT	17000	17680.00		Ex Guwahati		
	ISMC200X100	MT	17000	17680.00		Ex Guwahati		
	ISMC400X100	MT	25000	26000.00		Ex Guwahati		
	c) CGI/GP SHEETS	MT	31000	32240		Ex Guwahati		
						Ex Guwahati		
	d) HR SHEETS	MT	25000	26000		Ex Guwahati		
						Ex Guwahati		
						Ex Guwahati		
	e) MS PLATES							
	6mm	MT	24000	24960		Ex Guwahati		
	8-10mm	MT	25000	26000		Ex Guwahati	MS plates	
	16mm	MT	24000	24960	1313.9	Ex Guwahati	27431.78	
	20mm	MT	25000	26000		Ex Guwahati		
	f)BQ PLATES	MT	31000	32240		Ex Guwahati	34326.98	
	h) MS ANGLES							
	45X45X5	MT						
	50X50X6	MT	18131	18856.24		Ex Guwahati		
	100X100X6	MT	15517	16137.68		Ex Guwahati	19442.19	
	150X150X12	MT	17257	17947.28		Ex Guwahati		
3a	GI PIPES (Heavy) 250mm d	RM	900	936	50	Ex Guwahati		
3b	GI PIPES (MEDIUM)							
	50mm dia	RM	170	176.8		Ex Guwahati		
	40mm dia	RM	130	135.2		Ex Guwahati		
	32mm dia	RM	115	119.6	10	Ex Guwahati		
	25mm dia	RM	95	98.8		Ex Guwahati	108.8	45020.07
	20mm dia	RM	80	83.2		Ex Guwahati		
	15mm dia	RM	70	72.8		Ex Guwahati		

No.7/22/99-Hydel-I
Government of India
Ministry of Power
******

Shram Shakti Bhavan, Rafi Marg
New Delhi, dated the 2nd December,2004

To

Shri S.C. Sharma,
CMD,
NEEPCO
Shillong.

Subject:- Execution of Kameng Hydro-electric Project (600 MW), in the Central Sector – Investment approval.

Sir,

I am directed to convey the approval of the President of India in terms of the Articles of Association of the North East Electric Power Corporation (NEEPCO) for setting up of Kameng Hydro Electric Project (4x150=600 MW), Arunachal Pradesh, in the Central Sector at an estimated cost of Rs.2496.90 crores including IDC of Rs.249.09 crores at March, 2004 price level, with a debt equity ratio of 70:30, which includes Rs.94.54 crores sanctioned for stage-II activities. The project cost is subject to adjustment in accordance with the final recommendation of CEA/CWC on the component of Establishment cost. Manpower should be sourced through redeployment of surplus staff to the extent possible. The abstract of cost is at Annex to this letter.

The project would be completed within a period of 60 months from the date of investment approval by the Govt. of India. NEEPCO should take necessary measures for timely completion of the project in the light of ıct that a number of projects executed by NEEPCO have seen huge :ost overrun. The sanction accorded above is subject to the following ions.

(i) The economy instructions issued by the Government of India from time to time, should be observed.

(ii) The actual expenditure should not exceed the budget allocation of each year; and

(iii) The expenditure will be related to the purpose for which it is sanctioned.

4. NEEPCO will submit quarterly report to the Ministry of Power indicating financial and physical progress of implementation of the activities covered by this sanction.

5. The expenditure on the project is to be met by NEEPCO with debt equity ratio of 70:30. The budgetary support from the Government in the form of equity for this project is debitable to the following Heads in the Demands for the Grants of the Ministry of Power for the current year and the subsequent years for which these funds have been/will be released :

Major Head –"4552" Capital Outlay on North Eastern Areas
Minor Head - 00.800-Other expenditure
15-Projects/Schemes for the benefit of NER and Sikkim
15.02.42 Lum Sum Provision.

6. This issues with the concurrence of IF Division of Ministry of Power vide Dy. No 1358/Bud. dated 1.12.2004.

Yours faithfully,

Encl: As above

(Mehar Chand Jhamb)
Under Secretary to the Govt. of India

Copy to:

1. Controller of Accounts, Ministry of Power, Sewa Bhawan, R.K. Puram, New Delhi.
2. Pay & Accounts Officer, Ministry of Power, New Delhi.
3. Principal Director of Audit (Commercial) and Member Audit Board II, 'A' Block, Hutments, Behind South Block, New Delhi.
4. Principal Director of Audit, Economic & Service Ministry, AGCR Building, New Delhi.
5. Chairman, Central Electricity Authority, New Delhi
6. Adviser(Energy), Planning Commission, Yojna Bhavan, New Delhi.
7. Director-PF.II, Ministry of Finance (Deptt. of Expenditre), North Block, New Delhi.
8. Ministry of Programme & Implementation, Sardar Patel Bhavan, New Delhi.
9. Cabinet Secretariat (Shri K.L. Sharma, Dy. Secy.), Rashtrapati Bhavan, New Delhi w.r.t. letter No.CCEA/22/2004(I), dated 29th November, 2004.
10. Drawing & Disbursement Officer, Ministry of Power.
11. Ministry of Home Affairs (N.E. Division), New Delhi.
12. Ministry of Development of NE Region.
13. Budget /Finance Section, Ministry of Power

Annexure

KAMENG H. E. PROJECT (4X 150 MW)- ARUNACHAL PRADESH

General abstract of cost of Civil & Electrical Works, and IDC

	DIRECT CHARGES	ESTIMATED AMOUNT (RS. IN LAKHS)
I-WORKS		
A	PRELIMINARY	1558.00
B	LAND	511.92
C	WORKS	45307.63
J	POWER PLANTS CIVIL WORKS	68760.33
K	BUILDING	6993.75
M	PLANTATION	170.00
O	MISCELLANEOUS	3324.00
P	MAINTENANCE	1431.01
Q	SPECIAL T&P	216.55
R	COMMUNICATION	22038.94
X	ENVIRONMENT AND ECOLOGY	6553.50
Y	LOSSES ON STOCK	357.75
	TOTAL OF I-WORKS	157223.38
II	ESTABLISHMENT @ 5 % OF I WORKS- B LAND	7805.69
III	TOOLS AND PLANTS @ 1 % OF I WORKS	1566.26
IV	Suspense	-
V	RECEIPTS AND RECOVERIES ON CAPITAL ACCOUNT (-)	-302.37
	TOTAL OF DIRECT CHARGES	166292.96
INDIRECT CHARGES		
(a)	CAPITALISED VALUES OF ABATEMENT OF LAND REVENUE @ 5% OF THE COST OF CULTIVABLE LAND	0.00
(b)	AUDIT AND ACCOUNTS CHARGES @ 1 % OF I- WORKS	1566.26
	TOTAL OF INDIRECT CHARGES	1566.26
	A. TOTAL OF CIVIL WORKS	167859.21
	B. TOTAL OF ELECTRICAL WORKS	56921.93
	TOTAL OF CIVIL AND ELECTRICAL WORKS (A + B)	224781.14
	INTEREST DURING CONSTRUCTION (IDC)	24909.00
	GROSS TOTAL OF COST	249690.14
	SAY RS. (IN CRORES)	2496.90

Note:- Construction period of 60 months, rate of interest @ 8.5%, and Debt Equity ratio of 70:30 considered for calculation of IDC

नॉर्थ ईस्टर्न इलेक्ट्रिक पावर कॉर्पोरेशन नई दिल्ली NEEPCO New Delhi North Eastern Electric Power Corporation

(2)

Most Immediate/600thPIB Meeting

Ministry of Finance
Department of Expenditure
(Plan Finance-II Division)

F.No.2(14)/PF.II/2004 New Delhi, dated the 30th April ,2004

Subject - Meeting of the Public Investment Board held on 23.04.2004 at 3.30 P.M in FRESCO ROOM , D/o Expenditure - North Block

Reference is invited to the meeting notices of even number dated 13.04.2004 on the above subject.

A copy of the summary record of discussion in respect of following agenda item considered in the above PIB meeting is circulated herewith.

"Cost Estimates of Kameng Hydro Electric Project, 600 MW (4X150 MW) Arunaachal Pradesh-M/o. Power"

(K.M. GUPTA)
Director – PF.II
Tele.No.23092331

Shri D.C. Gupta, FS & Secy.
Deptt. of Economic Affairs.

Shri Adarsh Kishore, Secretary,
M/o Statistics & Programme Implementation.

Shri R.R. Shah,
Secy., D/o Planning Commission.

Dr. Prodipto Ghosh,
Secy., M/o.Env. & Forests.

Sh. Naresh Narad,
Secy., D/o. Public Enterprises.

Shri R.V.Shahi, Secy.,
Ministry of Power.

Copy to :-
Secretary, Prime Minister's Office.
Secretary., M/o. Social Justice & Empowerment.
Adviser (PAMD), Planning Commission.
Additional Secy., M/o. Statistics and Programme Implementation
Sh. A.K. Rath, Joint Secy., D/o. Public Enterprises.
Shri M. Sahu, JS & FA(M/o. Power)
Adviser, Energy , Planning Commision.
Chairman, CEA, R. K .Puram
Chairman, CWC, R. K. Puram.
PS to Secy(E)/JS(B)/AS(E)/JS(PF.II)/ Dir.(AC)/ SO(SC)

नार्थ ईस्टर्न इलेक्ट्रिक पावर कॉर्पोरेशन नई दिल्ली
NEEPCO
North Eastern Electric Power Corporation
New Delhi

अति-तत्काल/पी.आई.बी. के.

वित्त मंत्रालय
व्यय विभाग
(योजना वित्त-II अनुभाग)

फा.सं. 2(14) बी.एस.-II/04 नई दिल्ली, दिनांक 30 अप्रैल, 2004

विषय:- दिनांक 23.4.04 को 3.30 बजे आयोजित सार्वजनिक निवेश की बैठक

आपका ध्यान उपरोक्त विषय पर दिनांक 13 अप्रैल 04 की सामयिक बैठक कार्यसूची की ओर आकृष्ट किया जाता है।

सार्वजनिक निवेश बोर्ड की उपरोक्त बैठक में कार्यसूची की निम्नलिखित मदों के संबंध में विचार-विमर्श का अभिलिखित सार की एक प्रति इसके साथ परिचालित की जाती है:-

कामेंग हाइड्रो इलेक्ट्रिक प्रोजेक्ट 600 मेगावाट (4x150) अरुणाचल प्रदेश के व्यय का आकलन - विद्युत मंत्रालय

निदेशक (यो.वि.बो.)
दूरभाष: 23092331

सचिव, आर्थिक कार्य विभाग

सचिव, योजना आयोग

सचिव, सार्वजनिक उपक्रम विभाग

सचिव, कार्यक्रम कार्यान्वयन विभाग

सचिव, पर्यावरण और वन मंत्रालय

सचिव, विद्युत मंत्रालय

प्रतिलिपि प्रेषित:-

1. सचिव, प्रधानमंत्री कार्यालय।
2. सचिव, सामाजिक न्याय और अधिकारिता मंत्रालय।
3. सलाहकार (पी.ए.एम.डी.) योजना आयोग।
4. अपर सचिव, कार्यक्रम कार्यान्वयन मंत्रालय।
5. संयुक्त सचिव, सार्वजनिक उपक्रम विभाग।
6. वित्तीय सलाहकार, विद्युत मंत्रालय (श्री एम राजू)
7. सलाहकार, योजना आयोग (उर्जा)
8. चेयरमैन, सी.ई.ए. आदि कुमार
9. चेयरमैन, सी.डब्ल्यू.सी. आदि कुमार

सचिव (व्यय) के निजी सचिव/संयुक्त सचिव (बी)/अपर सचिव (ई)/संयुक्त सचिव (पी.एफ. II)/निदेशक (अ.च.)/अ.क.(शु)

नार्थ ईस्टर्न इलेक्ट्रिक पावर कॉर्पोरेशन नई दिल्ली NEEPCO New Delhi North Eastern Electric Power Corporation

Summary Record of Discussions held in the PIB Meeting on 23.4.2004 at 3.00 P.M. in FRESCO Room, North Block regarding Kameng Hydro Electric Project, Arunachal Pradesh (4X150MW).

List of participants is attached.

2. Background

2.1 The meeting commenced with a presentation by NEEPCO regarding the salient features of the project. CMD, NEEPCO mentioned that till now only 2% of the hydro potential of the North-East has been tapped. (The hydro potential is estimated at 59000 MW). He mentioned that with an installed capacity of 1130 MW, NEEPCO contributes to 50% of the generation capacity and 60% of energy generation in NE region. NEEPCO generation plants are presently functioning at a healthy plant load factor of 76% and the company has shown a profit in 2003-04. This has been achieved by selling power outside the region and through improved collection efficiency.

2.2 Kameng project consists of two dams on river Bichom and Tenga and is a "run of the river" scheme. The length of HRT is 14.5 kms. The forest land needed for the project consists of 650 hectares of uncultivated State forest and 60 hectares of Reserve forest. It was mentioned that Environmental and Forest clearances have been obtained. TEC from CEA has also been obtained and 430 hectares of land has been acquired, which is adequate for project construction. The project will be completed in 5 years.

2.3 On the issue of sale of power, CMD, NEEPCO mentioned that in view of low power tariff of Rs. 1.47 paise per unit at bus bar, there will be no difficulty in sale of power.

3. Discussion

3.1 On a query from Advisor (PAMD) regarding project cost, CMD, NEEPCO mentioned that while the present costing is at July, 2003 price level, NEEPCO has already received bids for the civil packages which are well below this limit. No escalation is anticipated in the estimated cost of Rs. 2538.15 crores in respect of civil

works. Since there may be escalation for electro-mechanical package, it was decided that cost estimates may be updated to March 2004 price level before going to CCEA.

3.2 Chairman, PIB enquired about the rationale for choosing the unit size of 4x150 mw in preference to 2x300 mw or 3x200 mw. CMD, NEEPCO explained that this size was chosen on the basis of hydrology of the project and in the lean season when the water flow is low, at least one unit should be running at full rating. He also explained that since the project was located in an inaccessible area, logistics of carrying large turbines also dictated the size of E&M equipment.

3.3 Chairman, PIB enquired about the impact of securitisation of past dues on the balance sheet of NEEPCO. CMD, NEEPCO explained that the recovery levels are now at 87%. JS &FA (Power) mentioned that though this is undoubtedly an improvement, NEEPCO still needs to catch up with other Power utilities, where recoveries are in the range of 95%. CMD, NEEPCO mentioned that poor financial health of North-Eastern States does pose a problem.

3.4 JS (PF-II) enquired about availability 10 mw of construction power and Advisor (PAMD) enquired about the approach road to the project. CMD, NEEPCO explained that under the Stage II clearance, approach roads to the project site have been built and infrastructure for obtaining construction power is in place. He mentioned that construction power would be sourced as soon as project implementation starts. A three stage clearance procedure has been of considerable benefit to the project.

3.5 On the issue of land acquisition, JS&FA suggested that all the land that is needed should be acquired expeditiously since land acquisition at a later stage may create problems. CMD, NEEPCO explained that balance land is with the State Government and NEEPCO would find it difficult to protect the entire land No problem is anticipated in taking over the balance land at a later stage.

3.6 Advisor (PAMD) stressed the need for close monitoring so as to complete the project in time. He referred to the previous record of the company where a large number of projects have seen time overruns of 3 to 6 years. Secretary (Power) explained that each State has its own set of problems. Arunachal and Sikkim, however,

NEEPCO New Delhi North Eastern Electric Power Corporation

4. **Summary of Observations**

(i) Project cost may be updated to March, 2004 price level on the basis of cost of civil works already tendered and updated cost of ~~E&M~~ works.

(ii) NEEPCO should enter into power purchase agreements with the beneficiaries along with suitable payment security mechanism before seeking CCEA approval.

(iii) The project cost should be reworked by JS&FA on the basis of establishment costs being pegged within a ceiling of 5% of capital cost. Manpower should be sourced through redeployment of surplus staff to the extent possible.

(iv) NEEPCO should enter into an indemnification agreement with Powergrid for evacuation of power.

(v) CCEA note should contain a paragraph about measures to be taken for timely completion of the project in the light of the fact that a number of projects executed by NEEPCO have seen huge time/cost overrun.

(vi) CCEA note should confirm that the project is eligible for mega power status and that project costs have been estimated accordingly.

(vii) The status regarding availability of funds in the 10th Plan may be specified clearly in the note for CCEA both for debt and equity components. Debt component should be raised by NEEPCO without govt. guarantee.

5. **Recommendation**

PIB recommended for the consideration of CCEA, investment approval for Kameng Hydro Electric Project (4x150 mw) at a cost of Rs.2538.15 cr. (July 2003 price level), subject to observations in para 4 above.

The meeting ended with a vote of thanks to the Chair.

नॉर्थ ईस्टर्न इलेक्ट्रिक पावर कॉर्पोरेशन नई दिल्ली
NEEPCO
North Eastern Electric Power Corporation New Delhi

have extended greater cooperation than other states. Three stage clearance process has also ensured that lot of spade work gets done before the project is actually underway. He mentioned that floating of tenders after TEC by CEA facilitates saving in time. He assured that MoP would closely monitor the project.

3.7 On a query from Advisor (PAMD) regarding seismic issues, CMD, NEEPCO clarified that the designs are based on advice from IIT, Roorkee and computer simulation has been carried out to ensure that the design is robust in an area where seismic activity is high.

3.8 JS (PF-II) enquired about status of agreements regarding purchase of power. JS&FA (Power) mentioned that since most of this power is likely to be exported to other regions, it is important that power purchase agreements are in place before the project is commissioned. Secretary (Power) agreed that PPAs should be signed before the CCEA is approached.

3.9 Regarding the evacuation of power, it was mentioned that Powergrid will carry out the evacuation and suitable indemnification agreement will be signed. Only a 60 km Transmission line will be required for evacuation.

3.10 Advisor (PAMD) referred to the gap in resources in 10th Plan. Secretary (Power) confirmed that MoP will find funds within its overall Plan ceiling to fund the gap, which is around Rs. 387 crores.

3.11 On the issue of mega power status, CMD, NEEPCO clarified that the costing of this project has been done on the basis of its having mega power status. JS&FA (Power) confirmed that this project would be eligible for mega power status. Chairman, PIB, suggested that this should be suitably highlighted in the CCEA note.

3.12 Issue of high establishment cost came up for discussion. JS&FA (Power) stated that in Subansiri HEP, the establishment cost was substantially reduced. CMD, NEEPCO observed that this project has two dams and the supervision costs are high. While conceding this point, Chairman, PIB mentioned that, nevertheless there is a case for reduction of manpower. It was decided that establishment costs be reviewed by JS&FA and reduced within an overall ceiling of 5% of capital cost.

NEEPCO
New Delhi
North Eastern Electric Power Corporation

OFFICE OF SECRETARY
CENTRAL ELECTRICITY AUTHORITY
SEWA BHAVAN, R.K.PURAM
NEW DELHI-110066.

No. 2/NEEPCO/8/00-PAC/2683-99 Dated: 6-4-2000

The Chairman – cum- Managing Director,
North Eastern Electric Power Corporation,
Brookland Compound,
Lower New Colony,
Shillong-793003.

Subject: Kameng HE Project (4x150 MW)- Arunachal Pradesh
Approval of revised cost estimates.

The Revised Cost Estimates (RCE) submitted by North Eastern Electric Power Corporation (NEEPCO), vide their letter No.NEEPCO/ND/F-32/2143 dated 5th September, 1999 and vide letter No.NEEPCO/ND/ED/F-32/98-99/4650 dated 1st March, 2000 and the financial package submitted vide their letters dated 8th December, 1999, 5th January, 2000 and 13th January, 2000 were considered in the Authority Meeting held on 7th December, 1999, 17th February, 2000 and again on 30th March, 2000.

1. Central Electricity Authority accords approval of RCE of Kameng HE Project (4x150 MW) at a present day estimated cost (Oct. 1999 price level) and completed estimated cost as indicated below:

(Rs. crs.)

	Present cost (Oct.'99 price level)	Completed cost
Civil works	1505.83	1900.92
E&M works	541.78	655.82
Total cost without IDC & FC	2047.61	2556.74
IDC	216.49	238.37
FC	Nil	Nil
Total cost Including IDC & FC	2264.10	2795.11

The IDC of Rs. 216.49 crores at present day cost and Rs. 238.37 crores for completed cost have been worked out on the basis of 50:50 debt equity ratio and the financial package as submitted by NEEPCO.

2 The Cost clearance is with the stipulation that :

i) The completed cost of the above scheme shall not exceed the above cost except on account of

(a) Variation in Foreign Exchange Rate in respect of foreign currency involved.

(b) Change in rates of Indian Taxes and Duties such as excise duty, sales tax, custom duty, work tax and additional taxes and duties levied subsequently to the issue of approval of revised cost estimates.

(c) Change in Indian Law resulting in change of cost.

3. The abstract of completed cost and present day capital cost approved by CEA is furnished at Annex-I. Summary of Financial Package. as submitted by NEEPCO and considered by CEA is given at Annexure-II. The salient features of the project are given in Annex-III.

4. In case geological surprises are met, NEEPCO shall systematically maintain a record of geological surprises, those are encountered. At the same time NEEPCO shall request Ministry of Power to constitute an Expert Committee consisting of representatives from Ministry of Power, CWC, GSI and CEA. Once a Committee is constituted, NEEPCO shall submit their proposal for the enhanced cost to the Expert Committee which in turn shall examine and recommend the cost thereof..

5. The cost clearance is subject to the following stipulations.

a) NEEPCO shall issue corrigendum for revised present day cost of Rs. 2264.10 crores and completed cost of Rs. 2795.11 crores for compliance of Section 29 of Electricity (Supply) Act, 1948.

b) NEEPCO shal comply with the requirements as given in Annexure-IV.

6. NEEPCO shall obtain environment clearance and formal forest clearance from MOEF. Any increase in cost of "Environment and Ecology" beyond Rs. 92.05 crores (completed cost) already provided, shall be absorbed by NEEPCO.

7. Any increase in cost of B-land' beyond Rs. 5.56 crores (Completed cost)

already provided, shall be absorbed by NEEPCO.

8. NEEPCO shall provide all necessary information to PGCIL for framing up the power evacuation proposal from the project and also tie up sale of power so generated from the project.

9. The project shall be commissioned in a period of 6 years and 8 months considering September, 2000 as zero date and COD as given below.

1st Unit	July, 2006
2nd Unit	October, 2006
3rd Unit	January, 2007
4th Unit	April, 2007

10. The requirement of construction equipments and provision under "Q-Special T&P" would be got reassessed from CWC before procurement in case the execution is to be done through contractor.

11. Three (3) copies of semi-annual progress reports on physical progress of the project and expenditure actually incurred and duly certified by statutory auditors shall be submitted to CEA till COD of the last unit. The project Authorities would give free accessibility to CEA officers and staff to have an on the spot assessment of the various aspects of the project.

12. The completion cost of the schemes shall be submitted to CEA for approval within a period of 3 months from COD of last unit.

(VIJOY KUMAR)
SECRETARY, CEA

Encl: As above.

Copy to:

1 Joint Secretary (Hydro), Ministry of Power, Shram Shakti Bhavan, New Delhi.

2. Joint Secretary & Financial Advisor, Ministry of Power, Shram Shakti Bhavan, New Delhi.

3. CMD, PGCIL for submission of the required proposal for CEA clearance to evacuation of power from the project in consultation with M/s NEEPCO.

Assignees and Directorate General Border Roads (here-in-after called DGBR) represented by its Director General which term shall mean and include its head Administrators, Executors and Assignees.

2. The terms and conditions as mutually agreed for execution of civil works entrusted to DGBR by Sponsoring Agency are given in the succeeding paragraphs.

Entrustment of Works and Cost Acceptance :

3. The North Eastern Electric Power Corporation Ltd (Sponsoring Agency) hereby entrust the work of RSTC and subsequent Construction/Improvement of Khuppi to Kimi Power House (RSTC length 28.140 Kms) and Khuppi to Tenga Dam site (RSTC length 17.277 Kms) in Arunachal Pradesh, to DGBR to be completed in 48 months from the date of deposit of funds and handing over of site (whichever is later) inclusive of two months of mobilization at a tentative cost of Rs. 26.27 Crores and Rs. 17.22 Crores respectively subject to minor changes in

(Lawrence B Nathan)
Brig
Chief Engineer
Project Vartak

Dy. General Manager (C) Planning
NEEPCO Ltd. Shillong

Para 1/9

05/05/1999 16:37 03/8234714 KAHEP PAGE 01

नार्थ ईस्टर्न इलेक्ट्रिक पावर कॉर्पोरेशन लि. नई दिल्ली
NEEPCO
New Delhi
North Eastern Electric Power Corporation Ltd.

(d) All expenses on account of arbitration/court awards in favour of the contractor, legal expenses incurred towards payment of arbitrator's/court fee and expenses incurred by the dept. in preparation, defending of cases including expenditure towards TA/DA shall be borne by the Sponsoring Agency. The Agency concerned will bear the expenditure of Charged Expenditure arising out of court cases, MACT cases, Arbitration cases and any other cases for which payment is to be made out of Charged Expenditure Head.

(e) DGBR does not bind himself to complete the work within the amount of the estimate and that the contributors or authority depositing or administrating the funds agree to finance the excess expenditures that may occur. In case the Agency fails to provide funds as per original estimate or revised estimate, DGBR will execute the work to the extent of funds deposited and withdraw the resources on consumption of funds released by the Sponsoring Agency.

(f) Cost of restoring damages due to natural causes including famines, flash, floods, cyclones, storms, land slides, heavy snow fall, earth quakes and other causes beyond the control of DGBR like general strike, transportation strike, if any, during the execution of work will be charged to the job concerned and met by the authority depositing or administering the funds.

(g) No advance of money of the Directorate General Border Roads for the above purpose will be permitted and in case where the money is paid by installments, Director General Border Roads will not be responsible for any increase in cost or damages to the in-completed work caused by the temporary stoppages of the work pending receipt of further installments.

(h) DGBR shall not be responsible for unavoidable or reasonable delays or for excesses due to unforeseen contingencies or alterations in design.

(i) If DGBR are prevented from executing their obligations by force majeure clause it shall notify the other party to the effect without unreasonable delay. The force majeure clauses shall be deemed to include earthquake, floods, storms, natural calamities, enemy action, insurgency, blockade, embargo, strikes and lockouts, beyond the reasonable control of DGBR.

(j) During the period of existence of force majeure circumstances, fulfillment of obligations by both the parties shall subject to the provisions hereof, remains suspended and

awrence (Nathan)
rig
hief Engineer
roject Vartak

Dy. General Manager (C) Planning
NEEPCO Ltd. Shillong.

Page 9/1

GOVERNMENT OF INDIA
CENTRAL WATER COMMISSION
CENTRAL MECHANICAL ORGANISATION
CONSTRUCTION MACHINERY CONSULTANCY DTE.

FAX
222 R.

No. Misc/Tech/90 CMCP.....

Mr A ROY
ATTN: MANAGER (C) CF
NEEPCO LTD, SHILLONG

209 (S), Sewa Bhavan,
R. K. Puram, New Delhi-110 066.
Ph : 011-6100731
Fax : 011-6106980
email : cmcdte@cwc.nic.in

Dated 15th May, 2002

To

Sub: Latest Budgetary Prices of Construction Equipment & Plant

Ref: Fax Message dated March, 2002

Sir,

With reference to your above FAX message, the latest budgetary prices of Construction Equipment & Plant available in this office are indicated in the enclosed list.

Yours faithfully,

O/C 10.5.02

(Atul Jain)
Dy. Director, CMC

Encl as above

नार्थ ईस्टर्न इलेक्ट्रिक पावर कॉर्पोरेशन नई दिल्ली
NEEPCO
New Delhi
North Eastern Electric Power Corporation

Current Budgetary Prices of Equipment

S.No.	Name of the Equipment	Price (Rs.in Lakh)
1.	Excavator 3.5 cum	115.00
2.	Wheel Loader 3.5 cum	72.00
3.	Tipper truck 15 T (6 cum)	15.00
4.	Tipper 10 T (4 cum)	9.00
5.	Wheel Dozer 130 HP	56.00
6.	Crawler Dozer 180 HP	75.00
7.	Water sprinkler (28000 lts)	65.00
8.	Water Sprinkler 7000 lts	9.00
9.	Crushing & Processing plant 220 T	330.00
10.	B&M plant 100 cum/hr	180.00
11.	B&M Plant 30 cum/hr	55.00
12.	B&M plant 12 cum/hr	18.00
13.	Concrete Mixer 0.4/0.25 cum	1.50
14.	Transit Mixer 7.0 cum	25.00
15.	Transit Mixer 3.0 cum	18.00
16.	Drill Jumbo 2 boom	260.00
17.	Raise climber (pneumatic)	150.00
18.	Explosive van	8.00
19.	Vibratory compactor, 10 t	25.00
20.	Ripper dozer 180 HP	80.00
21.	Motor Grader 145 HP	65.00
22.	Road Roller 8 T	10.00
23.	Crushing & Svreen plant 200 TPH	300.00
24.	Collapsible form with traveller 7m x 10 m	30.00
25.	Collapsible form with traveller 6.7m x 10 m	30.00
26.	Staff Car	4.00
27.	Jeep, Petrol	4.00
28.	Station wagon & pickups	5.00
29.	Mini Bus	8.00

नार्थ ईस्टर्न इलेक्ट्रिक पावर कॉर्पोरेशन नई दिल्ली
NEEPCO
North Eastern Electric Power Corporation New Delhi

Budgetary Prices of Equipment:

No	Name of the equipment	Price (in Rs. lakhs)
1.	Excavator 3.5 cum	108.00
2.	Excavator 2.0 Cum	82.00
3	Excavator 1.0 Cum	50.00
4	Excavator 5.5 Cum	410.00
5	Wheel loader 1.7 cum	38.00
6.	Wheel Loader 3.5 cum	67.00
7.	Crawler Loader 1.2 cum	30.00
8.	Front end loader 2 cum	38.00
9.	Rear Dumper 45 T	83.00
10.	Rear Dumper 35 T	75.00
11.	Rear Dumper 25 T	55.00
12.	Rear Dumper 18 T	35.00
13.	Rear Dumper 10 T	25.00
14.	Tripper truck 15 T (8cum)	12.50
15.	Tripper 10 T (4 cum)	7.50
16.	Wheel dozer 130 HP	40.00
17.	Crawler Dozer 180 HP	60.00
18.	Crawler Dozer 320 HP	120.00
19.	Crawler Dozer 410 HP	150.00
20.	15 T self propelled vibratory roller	35.00
21.	10T pad footed vibratory roller	25.00
22.	Water sprinkler(28000 ltrs)	52.00
23.	Water sprinkler 7000 ltrs	8.50
24.	Crushing & Processing Plant 220 T	270.00
25.	B&M plant 100 cum/hr	150.00
26.	B&M plant 30 cum/hr	50.00
27.	B&M plant 12 cum/hr	15.00
28.	Concrete Mixer 1 cum	4.00
29.	Concrete Mixer 0.4/0.25 cum	1.25
30.	Transit Mixer 4.0 cum	19.00
31.	Transit Mixer 3.0 Cum	15.00
32.	Grout Pump 5 cum/hr	10.00
33.	Shot crete Machine dry 4-6 cum/hr	8.00
34.	Shot crete machine with robo arm 10cum/hr	75.00
35.	Drill jumbo 2 boom	280.00
36.	Drill jumbo 3 boom	320.00
37.	Rock Bolter Jumbo 1 boom	240.00
38.	Track Drill	20.00
39	Jack Hammer 100 CFM	0.30
40.	Pusher leg 60 cfm	0.20
[illegible]	[illegible] 100 mm	12.00
42	Diamond core drill with pump 300 mm	15.00
43	Pavement Breaker 45 cfm	0.30
44	Air Compressor(electric 1500 cfm 240 kW)	12.00
45	Air compressor (electric 500 cfm)	7.00
46	Air compressor (500 cfm Diesel)	9.00
[illegible]	Electric pump 50 HP	1.00
[illegible]	Electric Pump 25 HP	0.55
[illegible]	Electric pump 10 HP	0.30
50	Electric pump 5 HP	0.20
51	Concrete pump 25 cum/hr	30.00

नार्थ ईस्टर्न इलेक्ट्रिक पावर कॉर्पोरेशन नई दिल्ली
NEEPCO
New Delhi
North Eastern Electric Power Corporation

52.	Concrete pump 38 cum/hr	40.00
53.	For Jack Hammer	
	Drill rod 800 mm	
	Drill rod 1600 mm	
	Drill rod 2400 mm	
	Drill rod 3200 mm	
	Drill rod 4000 mm	
54.	For Drill Jumbo	
	3.0m long 32 mm extension rod	
	32mm shank adopter	
	32 mm coupling sleeve	N.A.
	41 mm dia cross bit	
55.	For Wagon Drill/Track Drill	
	Shank Adopter	
	Coupling sleeve	
	Extension rod 3.0 m	
	Extension rod 2.5 m	
	Extension rod 2.0 m	
	Extension rod 1.5 m	
	Extension rod 1.0 m	
56.	Crawler drill 75-110 mm	17.00
57.	Raise climber (pneumatic)	110.00
58.	Stone crusher 25 TPH	12.00
59.	Pneumatic cone placer 5 cum/hr	8.00
60.	Mobile crane (Hyd) 50 T	155.00
61.	Mobile Crane (Hyd) 18 T	75.00
62.	Mobile Crane (Hyd) 10 T	45.00
63.	Derrick 10 T	N.A.
64.	Tractor Trallor 20 T	18.00
65.	Centre lathe 2m bed	N.A.
66.	Radial drill machine	N.A.
67.	Welding set (diesel)	3.00
68.	Welding set (Transformer)	1.25
69.	Explosive van	4.50
70.	Vibratory Compactor	N.A.
71.	Shovel Hyd (1.92 cum)	75.00
72.	Ripper dozer 180 HP	65.00
73.	Motor Grader 145 HP	50.00
74.	Road Roller 8 T	7.50
[illegible]	[illegible] Roller 20 T	4.00
76.	Tractor 20 T	N.A.
77	Conc Vibrator	0.35
78	Tar boiler	1.25
79	Crushing & Screen Plant 200 TPH	250.00
80.	Collapsible form with traveller 7.7mx10m	10.00
81	Collapsible form with traveller 5.7mx10m	10.00
82	[illegible] vibrator	0.50
83	Staff car	3.75
84.	Gypsy	3.75
85	Station wagon & Pickups	4.50
86	Mini Bus	6.50
87	School Bus	6.00
88.	Ambulance	8.00
89.	Shaping machine	
90.	Power Hacksaw	

नॉर्थ ईस्टर्न इलेक्ट्रिक पावर कॉर्पोरेशन नई दिल्ली NEEPCO North Eastern Electric Power Corporation New Delhi

91.	900 mm sweep two stage axial fan/booster with 50 HP elec.motor	N.A.
92.	800 mm sweep two stage axial fan/booster with 25 HO elec.motor	
93.	850 mm sweep two stage axial fan/booster with 15 HP elec.motor	
94.	Tyres for FE loader 2 cum Wheel dizer 130 HP Rear Dumper 18 T Tipper 15 T Tipper 10 T Truck 10 T Conc Mixer 4 cum (Truck mounted) Tractor trailer 20 T Explosive Van 7.5 MT	
95.	Foundry Shop	
96.	Smithy shop	
97.	Structural shop	
98.	Carpentry Shop	
99.	Tyre retreading shop	
100.	Field repaire shop	
101.	Winch	
102.	Ice plant.	

8. The prices of following items of equipment used for hourly use rate calculations may be revised as suggested:

S. No	Name of the equipment	Price considered in Cost Estimate (Rs. in Lakh)	Suggested Price (Rs. in Lakh)
1.	Hydraulic Drill Jumbo (2-Boom)	280.00	260.00
2.	Truck (10 ton)	9.00	7.50
3.	20T Tractor for Sheep-foot Roller	30.00	18.00
4.	Hydraulic Drill Jumbo (2-Boom) (Gondwana Range)	364.00	260.00
5.	Rock Bolting Jumbo (Gondwana Range)	312.00	240.00
6.	Two Stage Axial Fan/Booster (900 Sweep)-Flame Proof	4.81	3.21

NEEPCO New Delhi North Eastern Electric Power Corporation

NORTH EASTERN ELECTRIC POWER CORPORATION LTD.
(A GOVT. OF INDIA ENTERPRISE)

OFFICE OF THE HEAD OF PROJECT

KAMENG HYDRO ELECTRIC PROJECT

BHALUKPONG :: WEST KAMENG DISTRICT
ARUNACHAL PRADESH

Fax Message

URGENT

To,

The E.D.(C&D), NEEPCO Ltd.,

New Delhi-66

Fax No.: 011-26188213

As desired by the E.D.(C&D), NEEPCO Ltd., New Delhi following informations are furnished.

(1) Land Classification:

i) U.S.F. : 380.83 Hac.

ii) R.F. : 51.73 Hac.

Total: : 432.56 Hac.

(2) Rate:

U.S.F.:

(i) Individual Occupied Land	: @Rs. 1,17,600/- per Hac.	(3.66 Hac.)
(ii) Agriculture Land	: @ Rs. 88,200/- per Hac.	(16.10 Hac)
(iii) Flat Land	: @ Rs. 58,800/- per Hac.	(104.60 Hac)
(iv) Uncultivated forest Land	: @ Rs. 36,750/- per Hac.	(256.47 Hac)
	Total:	380.83 Hac

R.F.: No Price is considered.

A copy of Bill is enclosed herewith.

Further there is no any change in R.R. Plan

Dy. General Manager(C)
Kameng H.E. Project,
NEEPCO Ltd., Bhalukpong

Guided by the above principles, the market value of the land and the total amount of compensation payable for the land under acquisition are assessed as follows:

LAND FALLING UNDER TRIZINO CIRCLE (BICHOM AREA)

Sl. No.	Classification of land	Area(in hectares)	Reference of drawing	Rate per hectare (Rs.)	Market value (Rs.)	12% per annum of the market value(Sec 23(1-A))	Solatium 30% of the market value(Sec 23(2))	Total Amount of Compensation on land (Rs.)
1.	Individual occupied land (Hoomchu / Yayong village)	1.13	Land acquisition drawing of Bichom Area.	80,000.00	90,400.00	15368	27120	132888
2.	Flat land/ grazing ground/ jhum land	9.7	D of land Acquisition drawing of Bichom Area.	40,000.00	3,88,000.00	65960	116400	570360
3.	Uncultivable forest Land	89.47	Land acquisition drawing of Bichom Area	25,000.00	22,36,750.00	380247.5	671025	3288022.5

Total = Rs. 39,91,270.5
Say = Rs. 39,91,271/-
(Rupees Thirty Nine Lakhs Ninety one Thousand Two hundred Seventy one.) only

Deputy Commissioner
Bomdila
West Kameng Dist. (A.P.)

~ 2010 ~

LAND FALLING UNDER SINGCHUNG CIRCLE (BICHOM AREA)

SL. No.	Classification of Land	Area (in Hect)	Reference Drawing	Rate/Hect (Rs.)	Market value (Rs.)	12% per annum of the market value(Sec 23(1-A))	Solatium 30% of the market value(Sec 23(2))	Total Amount of Compensation on land (Rs.)	
1	Agricultural Land	16.10	Drawing developed by Dist. authority	60,000.00	9,66,000.00	164220	289800	1420020	Rs 88,200/hc
2	Individual Occupied Land(in Model Village)	2.53	Land acquisition drawing of Bichom Area	80,000.00	2,02,400.00	34408	60720	297528	Rs 1,17,600/hc
3	Flat Land/Grazing Ground/Jhum Land	31.00	'B', 'C', 'D', 'E' of Land Drawing of Bichom area	40,000.00	12,40,000.00	210800	372000	1822800	Rs 58,800/hc
4	Uncultivable Forest Land	76.75	Land acquisition drawing of Bichom Area	25,000.00	19,18,750.00	326187.5	575625	2820562.5	Rs 36750/hc

Total = Rs. 6360910.5
Say = Rs. 63,60,911/-

(Rupees Sixty three Lakhs Sixty Thousand Nine hundred Eleven.) only

Deputy Commissioner
Bomdila
West Kameng Dist. (A.P.)

U.S.F.

~ 2011 ~

LAND FALLING UNDER JAMERI CIRCLE

Sl. No.	Classification of land	Area(in hectares)	Reference of drawing	Rate per hectare (Rs.)	Market value (Rs.)	12% per annum of the market value(Sec 23(1-A))	Solatium 30% of the market value(Sec 23(2))	Total Amount of Compensation on land (Rs.)
1.	Jhum Land	62.4+1.5	Land acquisition drawing of Khuppi Tenga Area('B'+'I'	40,000.00	25,56,000.00	408960	766800	3731760
2.	Un-cultivable Forest Land	90.25	-do-	25,000.00	22,56,250.00	361000	676875	3294125
3.	RF	51.73	Land acquisition drawing of Kimmi Area	----------	----------			
	TOTAL AREA	205.88		TOTAL	48,12,250.00			

Total = Rs. 70,25,885/-

(Rupees Seventy Lakhs Twenty Five Thousand Eight hundred Eighty Five) only

Deputy Commissioner
Bomdila
West Kameng Dist. (A.P)

2012

DGM (C) & in Dr.
24/07/2003

Attn. E.D. (D) NEEPCO Ltd.
New Delhi.

Fax No. 011 - 26108213

PRESENT PRICE OF CEMENT AND STEEL MATERIALS AT GUWAHATI

Sl.No.	Name of Materials	Unit	Rate (Rs.)	Remarks
1	CEMENT			
	a) PSC	MT	3000.00	Ex-Guwahati
	b) PPC	MT	3000.00	Ex-Guwahati
	c) OPC-53 grade	MT		-
	d) OPC-43 grade	MT		-
	e) OPC-33 grade	MT	3300.00	Ex-Umrongso
2	STEEL			
	a) Tor Steel 8 mm	MT	19755.00	Ex- Guwahati
	10 mm	MT	19523.00	-do-
	12 mm	MT	19291.00	-do-
	16 mm	MT	17605.00	-do-
	20/25 mm	MT	18909.00	-do-
	28mm	MT	17025.00	-do-
	32 mm	MT	17899.00	-do-
	36 mm	MT		
	40 mm	MT		
	b) Structurals			
	ISMB 150 X 75	MT	16700.00	-do-
	ISMB 175 X 80	MT	-	
	ISMB 200 X 100	MT	16677.00	-do-
	ISMB 250 X 125	MT	20219.00	-do-
	ISMB 450 X 150	MT	25903.00	-do-
	ISMB 600 X 210	MT	27000.00	-do-
	ISMB 500 X 180	MT	31587.00	-do-
	ISMB 600 X 210	MT	33675.00	-do-
	ISMC 100 X 50	MT	17000.00	-do-
	ISMC 200 X 100	MT	17000.00	-do-
	ISMC 400 X 100	MT	25000.00	-do-
	c) CGI / GP Sheet	MT	31000.00	-do-
	d) HR Sheet 3.15 mm	MT	25000.00	-do-
	e) MS Plates			
	5 mm	MT	24000.00	-do-
	8-10 mm	MT	25000.00	-do-
	16 mm	MT	24000.00	-do-
	20 mm	MT	25000.00	-do-
	f) B.Q. Plates- all size	MT	31000.00	-do-
	g) MS Angles			
	45 x 45 x 5	MT		
	50 x 50 x 6	MT	18131.00	-do-
	100 x 100 x 6	MT	15517.00	-do-
	150 x 150 x 12	MT	17257.00	-do-
3 a	GI Pipes (Heavy)			Ex-Stockyard of
	250 mm dia	RM	900.00	M/S TISCO, Gty.
3 b	GI Pipes (Midium)			
	50 mm dia	RM	170.00	-do-
	40 mm dia	RM	130.00	-do-
	32 mm dia	RM	115.00	-do-
	25 mm dia	RM	95.00	-do-
	20 mm dia	RM	80.00	-do-
	15 mm dia	RM	70.00	-do-

Note: 1. Rates of cement are inclusive of ED and CST/AGST.
2. 4% CST will be charged on the above rates of Steel & Pipes.

25/7/03
Manager (C) C&P
NEEPCO Ltd., Guwahati

Proposed transportation rate to be offered for acceptance by the transporters for the year 2003 – 2005.

Category A(1) Cement

PLAIN TERRIAN	UNIT KM/MT	Transportation Rates by Truck to be offered.
0 – 20 KM	"	Rs.12.78
21 – 50 KM	"	Rs.4.31
51 – 100 KM	"	Rs.3.29
101 – 150 KM	"	Rs.2.45
151 – 500 KM	"	Rs.1.26
501 – 1000 KM	"	Rs.1.25
1001 – 1500 KM	"	Rs.1.06
1501 – 2000 KM	"	Rs.0.94
2001 and above	"	Rs.0.84
HILLY TERRIAN		
0 – 45 KM	"	Rs.13.82
46 – 65 KM	"	Rs.13.33
66 – 100 KM	"	Rs.7.58
101 – 150 KM	"	Rs.5.53
151 – 500 KM	"	Rs.2.58
Beyond 500 KM	"	Rs.2.60

Category – A (II) Steel

PLAIN TERRAIN		Transportation Rates To be offered	
		FOR TRUCK	FOR TRAILOR
0 – 20 KM	"	13.49	20.80
21 – 50 KM	"	4.81	8.75
51 – 100 KM	"	3.69	5.75
101 – 150 KM	"	2.95	3.46
151 - 500 KM	"	2.29	2.20
501 – 1000 KM	"	1.92	1.41
1001 – 1500 KM	"	1.23	1.40
1501 – 2000 KM	"	1.10	1.20
2000 KM and above	"	1.72	1.23

Contd. to Page – 2

उत्तर पूर्वी इलेक्ट्रिक पावर कॉर्पोरेशन नई दिल्ली
NEEPCO
New Delhi
North Eastern Electric Power Corporation

HILLY TERRAIN			
0 – 45 KM	"	13.91	30.81
46 – 65 KM	"	14.55	18.25
66 – 100 KM	"	9.57	14.00
101 – 150 KM	"	4.95	5.98
151 – 500 KM	"	3.37	5.13
Beyond 500 KM	"	3.30	5.30
Category A – III Equipment			
PLAIN TERRAIN			
0 – 20 KM	"	14.38	22.84
21 – 50 KM	"	5.23	9.36
51 – 100 KM	"	3.85	6.00
101 – 150 KM	"	2.95	3.68
151 - 500 KM	"	1.75	2.76
501 – 1000 KM	"	1.48	1.53
1001 – 1500 KM	"	1.36	1.49
1501 – 2000 KM	"	1.24	1.27
2000 KM and above	"	1.20	1.30
Hilly Terrain			
0 – 45 KM	"	14.98	31.72
46 – 65 KM	"	14.55	25.87
66 – 100 KM	"	9.57	14.92
101 – 150 KM	"	5.14	10.63
151 – 500 KM	"	3.38	3.34
Beyond 500 KM	"	2.40	6.30

Category – A (IV) BITUMEN

PLAIN TERRAIN

		TRUCK
0 – 20 KM	"	13.58
21 – 50 KM	"	4.38
51 – 100 KM	"	3.41
101 – 150 KM	"	2.56
151 - 500 KM	"	1.29
501 – 1000 KM	"	1.27
1001 – 1500 KM	"	1.11
1501 – 2000 KM	"	1.04
2000 KM and above	"	0.49

Hilly Terrain

0 – 45 KM	"	13.58
46 – 65 KM	"	13.53

Contd. to Page – 3.

उत्तर पूर्वी विद्युत शक्ति निगम नई दिल्ली
North Eastern Electric Power Corporation New Delhi

66 – 100 KM	"	7.28
101 – 150 KM	"	5.44
151 – 500 KM	"	2.56
Beyond 500 KM	"	2.60

Category A – (V) PIPE

PLAIN TERRAIN

		TRUCK	TRAILOR
0 – 20 KM	"	14.38	22.28
21 – 50 KM	"	4.82	8.96
51 – 100 KM	"	3.74	5.94
101 – 150 KM	"	2.95	3.39
151 – 500 KM	"	1.73	2.71
501 – 1000 KM	"	1.33	1.48
1001 – 1500 KM	"	1.40	1.26
1501 – 2000 KM	"	1.24	1.18
2000 KM and above	"	1.20	1.14

Hilly Terrain

0 – 45 KM	"	14.44	30.97
46 – 65 KM	"	14.55	23.64
66 – 100 KM	"	5.05	10.18
101 – 150 KM	"	3.35	6.20
151 – 500 KM	"	3.13	6.12
Beyond 500 KM	"	2.40	3.60

Dy.Manager(C),C&P

25/7/03
Manager(C),C&P

नॉर्थ ईस्टर्न इलेक्ट्रिक पावर कॉर्पोरेशन नई दिल्ली
NEEPCO
North Eastern Electric Power Corporation New Delhi

भारतीय डाक
INDIA POST

ED099018441IN IVR:6968099018441
SPP R K PURAM MAIN SO (110066)
Counter No:2,12/10/2023,12:39
To:THE CHAIRMAN,BIJULEE BHAWAN
PIN:781001, Guwahati G.P.O.
From:NEEPC LTD,BCP ND
Wt:4780gms
Amt:519.20(Cash)Tax:79.20
(Track on www.indiapost.gov.in)
(Dial 18002666868) (Wear Masks, Stay Safe)

भारतीय डाक
INDIA POST

ED099018398IN IVR:6968099018398
SPP R K PURAM MAIN SO (110066)
Counter No:2,12/10/2023,12:39
To:GENERAL MANAGER,LAPALANG
PIN:793006, Rynjah S.O
From:NEEPC LTD,BCP ND
Wt:4720gms
Amt:519.20(Cash)Tax:79.20
(Track on www.indiapost.gov.in)
(Dial 18002666868) (Wear Masks, Stay Safe)

भारतीय डाक
INDIA POST

ED099018680IN IVR:6968099018680
SPP R K PURAM MAIN SO (110066)
Counter No:2,12/10/2023,12:39
To:CHIEF ENGINEE,BIDYUT BHAWAN
PIN:791111, Itanagar H.O
From:NEEPC LTD,BCP ND
Wt:4750gms
Amt:519.20(Cash)Tax:79.20
(Track on www.indiapost.gov.in)
(Dial 18002666868) (Wear Masks, Stay Safe)

भारतीय डाक
INDIA POST

ED099018565IN IVR:6968099018565
SPP R K PURAM MAIN SO (110066)
Counter No:2,12/10/2023,12:39
To:CHIEF ENGINEE,SHAKTI BHAWAN
PIN:226001, Lucknow GPO
From:NEEPC LTD,BCP ND
Wt:4780gms
Amt:389.40(Cash)Tax:59.40
(Track on www.indiapost.gov.in)
(Dial 18002666868) (Wear Masks, Stay Safe)

भारतीय डाक
INDIA POST

ED099018438IN IVR:6968099018438
SPP R K PURAM MAIN SO (110066)
Counter No:2,12/10/2023,12:39
To:CHIEF ENGINEER,SHAKTI BHAWAN
PIN:134108, G.K. Panchkula S.O
From:NEEPC LTD,BCP ND
Wt:4700gms
Amt:389.40(Cash)Tax:59.40
(Track on www.indiapost.gov.in)
(Dial 18002666868) (Wear Masks, Stay Safe)

भारतीय डाक
INDIA POST

ED099018384IN IVR:6968099018384
SPP R K PURAM MAIN SO (110066)
Counter No:2,12/10/2023,12:39
To:CHIEF ENGINEE,GOVT OF NAGALAND
PIN:797001, Kohima H.O
From:NEEPC LTD,BCP ND
Wt:4765gms
Amt:519.20(Cash)Tax:79.20
(Track on www.indiapost.gov.in)
(Dial 18002666868) (Wear Masks, Stay Safe)

भारतीय डाक
INDIA POST

ED099018407IN IVR:6968099018407
SPP R K PURAM MAIN SO (110066)
Counter No:2,12/10/2023,12:39
To:CHIEF ENGINEE,VIDYUT SEWA BHAW
PIN:492013, Sunder Nagar SO
From:NEEPC LTD,BCP ND
Wt:4695gms
Amt:389.40(Cash)Tax:59.40
(Track on www.indiapost.gov.in)
(Dial 18002666868) (Wear Masks, Stay Safe)

भारतीय डाक
INDIA POST

ED099018424IN IVR:6968099018424
SPP R K PURAM MAIN SO (110066)
Counter No:2,12/10/2023,12:39
To:MEMBER SECRETARY,NERPC COMPLEX
PIN:793006, Rynjah S.O
From:NEEPC LTD,BCP ND
Wt:4732gms
Amt:519.20(Cash)Tax:79.20
(Track on www.indiapost.gov.in)
(Dial 18002666868) (Wear Masks, Stay Safe)

भारतीय डाक
INDIA POST

ED099018415IN IVR:6968099018415
SPP R K PURAM MAIN SO (110066)
Counter No:2,12/10/2023,12:39
To:THE CHAIR MAN,MPDC LTD
PIN:793001, Shillong G.P.O.
From:NEEPC LTD,BCP ND
Wt:4770gms
Amt:519.20(Cash)Tax:79.20
(Track on www.indiapost.gov.in)
(Dial 18002666868) (Wear Masks, Stay Safe)

नॉर्थ ईस्टर्न इलेक्ट्रिक पावर कॉर्पोरेशन नई दिल्ली
नीपको NEEPCO
North Eastern Electric Power Corporation New Delhi

~2017~